

Remote State Estimation of Multiple Systems over Multiple Markov Fading Channels

Wanchun Liu, *Member, IEEE*, Daniel E. Quevedo, *Fellow, IEEE*,
Karl Henrik Johansson, *Fellow, IEEE*, Branka Vucetic, *Fellow, IEEE*, and
Yonghui Li, *Fellow, IEEE*

Abstract

We consider remote state estimation of multiple discrete-time linear time-invariant (LTI) systems over multiple wireless time-varying communication channels. Each system state is measured by a sensor, and the measurements from sensors are sent to a remote estimator over the shared wireless channels in a scheduled manner. We answer the following open problem: what is the fundamental requirement on the multi-sensor-multi-channel system to guarantee the existence of a sensor scheduling policy that can stabilize the remote estimation system? To tackle the problem, we propose a novel policy construction method, and develop a new analytical approach by applying the asymptotic theory of spectral radii of products of non-negative matrices. A necessary and sufficient stability condition is derived in terms of the LTI system parameters and the channel statistics, which is more effective than existing sufficient conditions available in the literature. Explicit scheduling policies with stability guarantees are presented as well. We further extend the analytical framework to cover remote estimation with four alternative network setups and obtain corresponding necessary and sufficient stability conditions.

Index Terms

Estimation, Kalman filtering, linear systems, stability, mean-square error, Markov fading channel

W. Liu is with School of Electrical and Information Engineering, The University of Sydney, Australia. Emails: {wanchun.liu, yonghui.li, branka.vucetic}@sydney.edu.au. D. E. Quevedo is with the School of Electrical Engineering and Robotics, Queensland University of Technology (QUT), Brisbane, Australia. Email: daniel.quevedo@qut.edu.au. K. H. Johansson is with School of Electrical Engineering and Computer Science, KTH Royal Institute of Technology, Stockholm, Sweden. Email: kallej@kth.se. B. Vucetic and Y. Li are with School of Electrical and Information Engineering, The University of Sydney, Australia. Emails: {branka.vucetic, yonghui.li}@sydney.edu.au.

I. INTRODUCTION

A. *Motivation*

Industry 4.0, also known as the Fourth Industrial Revolution, is the automation of traditional manufacturing and industrial processes through customized and flexible mass production [1]. Replacing the communication cables with wireless devices in conventional factories will be a game-changer: In particular, for automatic control, Industry 4.0 will make use of large-scale, interconnected deployment of massive spatially distributed industrial devices such as sensors, actuators, and controllers. Given their low-cost and scalable deployment, wireless remote state estimation from ubiquitous sensors will play a key role in many industrial control applications, such as smart manufacturing, industrial automation, e-commerce warehouses, and smart grids [2].

However, unlike wired communications, wireless communications are often unreliable and have a limited spectrum for transmission [3]. Consequently, when wireless sensors are deployed in a remote estimation system, scheduling policies need to be designed to allow sensors to update the measurement data over a limited number of frequency channels. The design of such transmission schedules is especially challenging since, due to variability of the environment, wireless channels are time-varying. The transition process of associated channel fading states are commonly modeled as a Markov processes [4]–[6], wherein different channel states lead to different packet drop probabilities. Due to transmission scheduling and packet dropouts, a multi-sensor remote estimator cannot correctly receive all the sensor measurements. This degrades the estimation performance and can even lead to instability, i.e., the expected estimation error covariances may become unbounded.

In this paper, we tackle the fundamental problem: what are necessary and sufficient conditions on system parameters that ensure stochastic stability of a multi-sensor remote estimator under multiple Markov fading channels?

B. *Related Works*

Existing work related to multi-system remote estimation and control can be divided into two categories: perfect (wired) and imperfect (wireless) communication channels.

Perfect communication channels. Early research in stability analysis of multi-control-loop transmission scheduling over single and multiple independent communication channels involved periodic and aperiodic scheduling policies [7]–[11], assuming perfect communication channels.

The scheduling of sensor-controller transmissions of multiple control loops over shared communication channels was considered in [7], [8]. In [7], a sufficient condition was derived to guarantee the existence of a periodic scheduling policy that can stabilize a number of control loops; in [8], a periodic scheduling policy was investigated that achieves optimal control performance. Transmission scheduling of a multi-sensor-multi-actuator system was considered in [9], where sensors and actuators of a plant exchange information with a remote controller via a shared communication medium. A sufficient condition was derived to guarantee the existence of a periodic scheduling policy that can stabilize the system. Different from [7]–[9], a dynamic scheduler of a multi-plant system was proposed in [10], where the sensor-controller and controller-actuator communications shared a single channel. The scheduler does not rely on a predefined sequence but decides access to the communication channel dynamically at each time-step. The decision depends on the current plant states, namely, the system with the largest state error has a higher priority to be scheduled. Optimal remote estimation for multi-hop network scheduling was considered in [11].

Imperfect communication channels. In practice, wireless channels are not error-free, leading to transmission errors and packet dropouts. In industrial control environments comprising moving machines and mobile robots, the channel quality is time-varying [12]. Unlike single systems for which remote estimation and control that have been well investigated (e.g., [13], [14] for independent and identically distributed packet dropout scenarios and [15] for Markovian packet dropout), multi-system remote estimation and control over wireless channels have not drawn as much research attention, until recent efforts motivated by standardization and growing deployment of wireless technology.

Considering a wireless control architecture with multiple control loops over shared wireless fading channels, optimal dynamic transmission scheduling policies were investigated in [16], [17] with different objective functions. The scheduling decision in each step depends on both the wireless channel and control loop states. In [18] and [19], sensor transmission scheduling over single and multiple packet drop channels of remote estimators were investigated, respectively, and some sufficient mean-square stability conditions in terms of the system parameters and optimal transmission scheduling policies were analyzed. The follow-up work [20] considered a time-correlated Markov fading channel scenario, and derived a sufficient condition to guarantee the existence of a deterministic and stationary scheduling policy that can stabilize the remote estimator. A deep reinforcement learning method was proposed as well to find the optimal scheduling policy. In [21], scheduling policy design of a spatially distributed large control system

with many sensors and actuators based on the wireless network standard IEEE 802.15.4 was investigated.

C. Contributions

In this paper, we consider a multi-sensor remote estimator with multiple frequency channels, where individual sensors measure different physical processes. We allow the channels to be time-varying and correlated in both frequency and time, as is common in practical applications [3]. We derive a necessary and sufficient mean-square stability condition in terms of the physical process parameters and the fading channel statistics. Our result establishes that there exists at least one sensor scheduling policy over the frequency channels that can stabilize the remote estimator if and only if the condition holds.

It is worth emphasizing that the stability condition depends on the essential parameters of the physical processes of interest and the communication channels, rather than on the specific scheduling policy employed. In fact, to find merely sufficient conditions for stability, one can construct a specific policy and analyze its properties (e.g., [20], [22]). Such a sufficient condition, however, is commonly not tight and thus cannot be proved to be necessary. The analysis of necessary conditions is challenging as there is an uncountable number of scheduling policies.

To the best of our knowledge, necessary and sufficient stability conditions have not been established before for remote estimation or control over multiple systems and wireless communication channels. In the present work, we consider a general correlated channel, wherein the channel state in each frequency channel is a random variable and correlated with the other channel states. To tackle the challenge, we develop a novel policy construction method and a stochastic estimation-cycle based analytical approach. Moreover, we develop an asymptotic theory for the spectral radius of a product of non-negative matrices to prove our key result. We also apply the analytical framework to four alternative remote estimation architectures with different network setups and derive necessary and sufficient stability conditions for them.

D. Outline and Notations

The remainder of this paper is organized as follows: Section II presents the model of the multi-sensor-multi-channel remote estimator of interest. Section III presents and proves the main result of the paper. Section IV extends the main result to four alternative network setups. Section V draws conclusions.

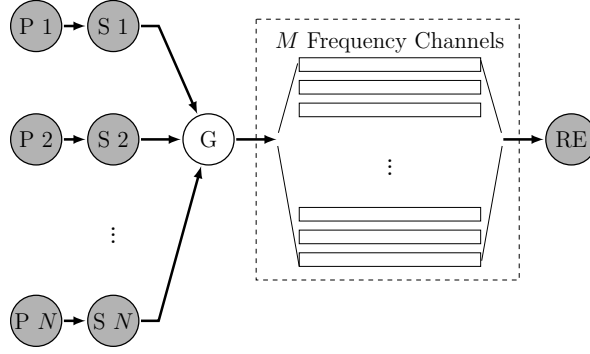


Fig. 1. The multi-sensor-multi-channel remote estimator with a single gateway. Processes, sensors, gateway and remote estimator are denoted as $P_1, P_2, \dots, P_N, S_1, S_2, \dots, S_N, G$ and RE , respectively.

Notations: Sets are denoted by calligraphic capital letters, e.g., \mathcal{A} . $\mathcal{A} \setminus \mathcal{B}$ denotes set subtraction. Matrices and vectors are denoted by capital and lowercase upright bold letters, e.g., \mathbf{A} and \mathbf{a} , respectively. $|\mathcal{A}|$ denotes the cardinality of the set \mathcal{A} . $E[A]$ is the expectation of the random variable A . $(\cdot)^\top$ is the matrix transpose operator. $\|\mathbf{v}\|_1$ is the sum of the vector \mathbf{v} 's elements. $|\mathbf{v}| \triangleq \sqrt{\mathbf{v}^\top \mathbf{v}}$ is the Euclidean norm of a vector \mathbf{v} . $\text{Tr}(\cdot)$ is the trace operator. $\text{diag}\{\mathbf{v}\}$ denotes the diagonal matrix with the diagonal elements taken from \mathbf{v} . \mathbb{N} and \mathbb{N}_0 denote the sets of positive and non-negative integers, respectively. \mathbb{R}^m denotes the m -dimensional Euclidean space. $[u]_{B \times B}$ denotes the $B \times B$ matrix with identical elements u . $[\mathbf{A}]_{j,k}$ denotes the element at the j th row and k th column of a matrix \mathbf{A} . $\{v\}_{\mathbb{N}_0}$ denotes the semi-infinite sequence $\{v_0, v_1, \dots\}$. $\rho(\mathbf{A})$ is the spectral radius of \mathbf{A} , i.e., the largest absolute value of its eigenvalues. $\vartheta(\mathbf{A})$ is the sum of all the elements of \mathbf{A} .

II. SYSTEM MODEL

We consider a remote estimator with N sensors measuring N independent physical process, as illustrated in Fig. 1. The index set of the sensors is denoted as $\mathcal{N} \triangleq \{1, 2, \dots, N\}$. The sensors are connected with a local gateway, which collects the measurements and forwards them to a remote estimator. Connections between sensors and the gateway are reliable and not scheduled, while the gateway to remote estimator communications are wireless and scheduled due to bandwidth limitations.

The discrete-time linear time-invariant (LTI) model of the measurement of each process n is given as [14], [23], [24]

$$\begin{aligned} \mathbf{x}_n(t+1) &= \mathbf{A}_n \mathbf{x}_n(t) + \mathbf{w}_n(t), \\ \mathbf{y}_n(t) &= \mathbf{C}_n \mathbf{x}_n(t) + \mathbf{v}_n(t), \end{aligned} \tag{1}$$

where $\mathbf{x}_n(t) \in \mathbb{R}^{l_n}$ is the process state vector, $\mathbf{A}_n \in \mathbb{R}^{l_n \times l_n}$ the state transition matrix, $\mathbf{y}_n(t) \in \mathbb{R}^{r_n}$ the measurement vector of the sensor attached to the process, $\mathbf{C}_n \in \mathbb{R}^{r_n \times l_n}$ the measurement matrix, $\mathbf{w}_n(t) \in \mathbb{R}^{l_n}$ and $\mathbf{v}_n(t) \in \mathbb{R}^{r_n}$ are the process and measurement noise vectors, respectively. We assume $\mathbf{w}_n(t)$ and $\mathbf{v}_n(t)$ are independent and identically distributed (i.i.d.) zero-mean Gaussian processes with corresponding covariance matrices \mathbf{W}_n and \mathbf{V}_n , respectively. Without loss of generality, we assume that $\rho^2(\mathbf{A}_1) \geq \rho^2(\mathbf{A}_2) \geq \dots \geq \rho^2(\mathbf{A}_N)$.

A. Local Estimation

Each sensor adopts a local Kalman filter (KF) to estimate its process before sending to the gateway [15], [23], [24]. We have

$$\begin{aligned} \mathbf{x}_n^s(t|t-1) &= \mathbf{A}_n \mathbf{x}_n^s(t-1) \\ \mathbf{P}_n^s(t|t-1) &= \mathbf{A}_n \mathbf{P}_n^s(t-1) \mathbf{A}_n^\top + \mathbf{W}_n \\ \mathbf{K}_n(t) &= \mathbf{P}_n^s(t|t-1) \mathbf{C}_n^\top (\mathbf{C}_n \mathbf{P}_n^s(t|t-1) \mathbf{C}_n^\top + \mathbf{V}_n)^{-1} \\ \mathbf{x}_n^s(t) &= \mathbf{x}_n^s(t|t-1) + \mathbf{K}_n(t) (\mathbf{y}_n(t) - \mathbf{C}_n \mathbf{x}_n^s(t|t-1)) \\ \mathbf{P}_n^s(t) &= (\mathbf{I}_n - \mathbf{K}_n(t) \mathbf{C}_n) \mathbf{P}_n^s(t|t-1) \end{aligned}$$

where \mathbf{I}_n is the $l_n \times l_n$ identity matrix, $\mathbf{x}_n^s(t|t-1)$ is the prior state estimate, $\mathbf{x}_n^s(t)$ is the posterior state estimate at time t , $\mathbf{K}_n(t)$ is the Kalman gain. The matrices $\mathbf{P}_n^s(t|t-1)$ and $\mathbf{P}_n^s(t)$ represent the prior and posterior error covariance at the sensor at time t , respectively. The first two equations above present the prediction steps while the last three equations correspond to the updating steps. In particular, $\mathbf{x}_n^s(t)$ is the sensor n 's estimate of $\mathbf{x}_n(t)$ at time t , i.e., the pre-filtered measurement of \mathbf{y}_t , with the estimation error covariance $\mathbf{P}_n^s(t)$ defined as:

$$\mathbf{P}_n^s(t) \triangleq \mathbb{E} [(\mathbf{x}_n^s(t) - \mathbf{x}_n(t))(\mathbf{x}_n^s(t) - \mathbf{x}_n(t))^\top].$$

We focus on the *remote* estimation stability and assume that the *local* KFs are stable and operate in steady state [15], [23], [24], i.e., $\mathbf{P}_n^s(t) = \bar{\mathbf{P}}_n, \forall t \in \mathbb{N}, n \in \mathcal{N}$.

B. Markov Channel

We assume that there exist only $M < N$ frequency channels that can be used for transmission of sensor data. The channels are correlated in both time and frequency domains as detailed below.

The M -channel (vector) state $\mathbf{h}(t)$ is modeled as an aperiodic Markov chain with \bar{M} irreducible channel states, $\mathcal{S} \triangleq \{\mathbf{h}_1, \mathbf{h}_2, \dots, \mathbf{h}_{\bar{M}}\}$, where $\mathbf{h}_i \triangleq [h_{i,1}, h_{i,2}, \dots, h_{i,M}]^\top \in \{0, 1\}^M$. Here, $h_{i,j} = 0$ or 1 means successful (on) or failed (off) transmission in the j th frequency channel at the i th channel state. Let $\mathbf{M} \in \mathbb{R}^{\bar{M}} \times \mathbb{R}^{\bar{M}}$ denote the state transition probability matrix, where

$$[\mathbf{M}]_{i,j} \triangleq \text{Prob}[\mathbf{h}(t) = \mathbf{h}_j | \mathbf{h}(t-1) = \mathbf{h}_i] = p_{i,j}.$$

Let $\tilde{\mathcal{S}}_i \in \mathcal{S}$ denote the set of channel state with an ‘on’ state in the i th frequency channel, i.e.,

$$\tilde{\mathcal{S}}_i \triangleq \{\mathbf{h}_j : h_{j,i} = 1, j \in \bar{\mathcal{M}}\}, i \in \mathcal{M},$$

where $\mathcal{M} \triangleq \{1, 2, \dots, M\}$ and $\bar{\mathcal{M}} \triangleq \{1, 2, \dots, \bar{M}\}$.

We make the following assumption on the availability of the channel state.

Assumption 1 (Known Previous Channel State [20]). *At time $t \in \mathbb{N}$, the current channel state is unknown but the previous channel state $\mathbf{h}(t-1)$ is available.*

C. Transmission Scheduling and Remote Estimation

In each time slot, the gateway collects N packets carrying the sensor estimates $\{\hat{\mathbf{x}}_1^s(t), \dots, \hat{\mathbf{x}}_N^s(t)\}$. It schedules at most M of the packets and sends them through M frequency channels to the remote estimator, as illustrated in Fig. 1. Each frequency channel can transmit at most one packet. The unscheduled packets are discarded. We make the following assumption on transmission redundancy.

Assumption 2 (Disabled Redundant Transmissions). *In each time slot, each packet can take at most one frequency channel for transmission.*

Due to the transmission scheduling and the fading channels, packets carrying the estimated N process states may or may not arrive at the remote estimator. Let $\gamma_n(t) = 1$ denote successful detection of sensor n 's packet at time t , $n \in \mathcal{N}$. If $\gamma_n(t) = 0$, the packet is not scheduled or is scheduled but with failed detection. It is also assumed that each packet transmission has a unit delay that is equal to the sampling period of the system. The optimal remote estimator in the sense of minimum mean-square error (MMSE) is obtained as [14]

$$\hat{\mathbf{x}}_n(t) = \begin{cases} \mathbf{A}_n \hat{\mathbf{x}}_n(t-1), & \gamma_n(t-1) = 0, \\ \mathbf{A}_n \hat{\mathbf{x}}_n^s(t-1), & \gamma_n(t-1) = 1, \end{cases}$$

and can be simplified as [15]

$$\hat{\mathbf{x}}_n(t) = \mathbf{A}_n^{\phi_n(t)} \hat{\mathbf{x}}_n^s(t - (\phi_n(t))), \quad (3)$$

where $\phi_n(t) \in \mathbb{N}$ is the time duration between the previous successful transmission and the current time t , and can be regarded as the *age-of-information* (AoI) [26].

From the above it follows that the estimation error covariance of process n is given as

$$\mathbf{P}_n(t) \triangleq \mathbb{E} [(\hat{\mathbf{x}}_n(t) - \mathbf{x}_n(t))(\hat{\mathbf{x}}_n(t) - \mathbf{x}_n(t))^\top] \quad (4)$$

$$= \zeta^{\phi_n(t)}(\bar{\mathbf{P}}_n) \quad (5)$$

where (5) is obtained by substituting (3) and (1) into (4) and

$$\zeta_n(\mathbf{X}) \triangleq \mathbf{A}_n \mathbf{X} \mathbf{A}_n^\top + \mathbf{W}_n$$

$$\zeta_n^1(\cdot) \triangleq \zeta_n(\cdot), \quad \zeta_n^{m+1}(\cdot) \triangleq \zeta_n(\zeta_n^m(\cdot)), \quad m \geq 1.$$

Thus, the quality of the remote estimation error of process n in time slot t can be quantified via $\text{Tr}(\mathbf{P}_n(t))$. For ease of exposition, we introduce the following function

$$c_n(i) \triangleq \text{Tr}(\zeta_n^i(\bar{\mathbf{P}}_n)), \quad \forall i \in \mathbb{N}$$

and note that, using (5), we can write

$$\text{Tr}(\mathbf{P}_n(t)) \triangleq c_n(\phi_n(t)).$$

Therefore, the estimation quality of process n at time t is a function of its AoI state $\phi_n(t)$.

Propositions 1 and 2 of [15] allow us to state the following property of $c_n(\cdot)$:

Lemma 1. *For any $\epsilon > 0$, there exists $N' > 0$, $\kappa > 0$ and $\eta > 0$ such that*

$$c_n(i) < \kappa (\rho^2(\mathbf{A}_n) + \epsilon)^i, \quad \forall i > N',$$

and

$$c_n(i) \geq \eta (\rho(\mathbf{A}_n))^{2i}, \quad \forall i > N'.$$

In this work, we solely focus on deterministic stationary scheduling policies. Let $\nu_n(t) \in \{0, 1, \dots, M\}$, $n \in \mathcal{N}$, denote the selected frequency channel for process n at time t . The sensor is not scheduled for transmission if $\nu_n(t) = 0$. Since available system states include the current AoI states and the previous channel states, scheduling policies $\pi(\cdot)$ can be written as

$$\boldsymbol{\nu}(t) = \pi(\boldsymbol{\phi}(t), \mathbf{h}(t-1)), \quad (6)$$

where $\boldsymbol{\phi}(t) \triangleq [\phi_1(t), \dots, \phi_N(t)] \in \mathbb{N}^N$ and $\boldsymbol{\nu}(t) = [\nu_1(t), \dots, \nu_N(t)]$.

Note that $\mathbf{P}_n(t)$ is a countable stochastic process taking values from a countably infinite set

$$\{\zeta_n^1(\bar{\mathbf{P}}_n), \zeta_n^2(\bar{\mathbf{P}}_n), \dots\}.$$

If $\rho(\mathbf{A}_n) \geq 1$, then this process will grow during periods of consecutive packet dropouts. Since, due to fading, periods of consecutive packet dropouts have unbounded support, at best one can hope for some type of stochastic stability. Our focus is on mean-square stability.

Definition 1 (Average Mean-Square Stability). *The N -sensor remote estimator over M frequency channels described above is average mean-square stabilizable, if there exists a deterministic stationary policy (6) such that the sum average estimation mean-square error (MSE) J is bounded, where*

$$J \triangleq \sum_{n=1}^N J_n \quad (7)$$

and

$$J_n = \limsup_{T \rightarrow \infty} \frac{1}{T} \sum_{t=1}^T \mathbb{E} [\text{Tr}(\mathbf{P}_n(t))], n \in \mathcal{N}.$$

III. KEY RESULTS

In this section, we present and prove the necessary and sufficient condition for stabilizing the multi-sensor-multi-channel remote estimator in terms of the multi-process parameters and the multi-channel statistics. As will become apparent establishing such a necessary and sufficient stability condition is highly non-trivial as we consider transmission scheduling for multiple sensor packets over multiple fading channels that are correlated in both time and frequency domains.

A. Stability Condition

The physical process and channel parameters jointly determine the stability of the overall remote estimator. Our result is stated in terms of the $\bar{M} \times \bar{M}$ packet error probability matrix $\mathbf{E}(\mathbf{v})$ obtained from the channel state transition probability matrix \mathbf{M} :

$$\begin{aligned} [\mathbf{E}(\mathbf{v})]_{i,j} &\triangleq \text{Prob} \left[\mathbf{h}(t) = \mathbf{h}_j, \mathbf{h}_j \notin \tilde{\mathcal{S}}_{v_i} \mid \mathbf{h}(t-1) = \mathbf{h}_i \right] \\ &= p_{i,j} \mathbb{1}(\mathbf{h}_j \notin \tilde{\mathcal{S}}_{v_i}). \end{aligned} \quad (8)$$

Theorem 1. *Consider $\rho_{\max} \triangleq \rho(\mathbf{A}_1)$, and*

$$\lambda_{\infty} \triangleq \liminf_{L \rightarrow \infty} \lambda_L = \min_{L \in \mathbb{N}} \lambda_L, \quad (9)$$

$$\lambda_L \triangleq \min_{\mathbf{v}_l \in \mathcal{M}^{\bar{M}}} \rho(\mathbf{E}(\mathbf{v}_1)\mathbf{E}(\mathbf{v}_2) \cdots \mathbf{E}(\mathbf{v}_L))^{\frac{1}{L}} \quad (10)$$

where $\mathbf{v}_l \triangleq [v_{l,1}, v_{l,2}, \dots, v_{l,\bar{M}}]^\top \in \mathcal{M}^{\bar{M}}$ is a vector of frequency channel selection at the \bar{M} different channel conditions.

The remote estimator described in Section II under Assumptions 1 and 2 is stable if and only if

$$\rho_{\max}^2 \lambda_\infty < 1. \quad (11)$$

Theorem 1 shows that the stability depends on the spectral radius of the most unstable process and a complex function of the channel state transition probability matrix. Provided the condition is satisfied, one can always find a scheduling policy that stabilizes the remote estimator; if (11) does not hold, then no stabilizing scheduling policy exists. Theorem 1 does not provide direct insights on the structure of a suitable scheduling policy. However, we will construct a policy with stability guarantees in the proof of the sufficiency part.

We note that λ_∞ can be treated as an inverse quality indicator of the parallel correlated channels: smaller values of λ_∞ indicate a better channel quality. It is worth emphasizing that even though mathematically λ_∞ can be obtained by calculating $\liminf_{L \rightarrow \infty} \lambda_L$, neither the intermediate variables L nor λ_L have a formal physical meaning.

Remark 1 (Computations). *Although λ_∞ in (9) may not be achieved with a finite L , one can approximate λ_∞ by finding the minimum value in $\{\lambda_1, \dots, \lambda_L\}$ in (10). Since $\lambda_\infty \leq \min\{\lambda_1, \dots, \lambda_L\}, \forall L \in \mathbb{N}$, we have the sufficient stability condition*

$$\rho_{\max}^2 \min\{\lambda_1, \dots, \lambda_L\} < 1,$$

which approximates the necessary and sufficient condition (11) when L is large. Actually, (10) can be treated as a general spectral radius optimization problem of a product of non-negative matrices taken from a finite matrix set. In Fig. 2, we randomly construct the matrix set with 8 non-negative 4-by-4 matrices, and plot λ_L as a function L with 6 different matrix set realizations. It can be observed that λ_L may and may not monotonically decrease with the increasing L , and a small L (e.g., $L = 2$) can almost achieve the minimum value obtained by a large L , i.e., $\lambda_2 \approx \min\{\lambda_1, \lambda_2, \dots, \lambda_5\}$ in different cases.

To the best of our knowledge, Theorem 1 is the first necessary and sufficient stability condition for remote estimation over a multi-sensor-multi-channel network in the literature. Before proving our result, we will first establish a relationship to existing results by focusing on a special case.

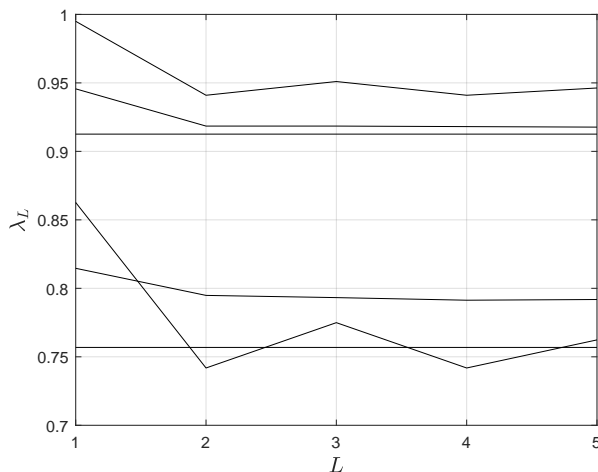


Fig. 2. λ_L versus L over 6 randomly generated matrix sets.

Under the idealized assumption that the Markov channels at different frequencies are independent, a sufficient condition for stability was proved in [20]. It corresponds to Corollary 1 below.

Corollary 1. *Consider the special case that Markov channels at different frequencies are independent, and assume that the $\{0, 1\}$ channel state transition probability matrix of frequency channel m is*

$$\mathbf{M}^{(m)} \triangleq \begin{bmatrix} \alpha_{00}^{(m)} & \alpha_{01}^{(m)} \\ \alpha_{10}^{(m)} & \alpha_{11}^{(m)} \end{bmatrix}, m \in \mathcal{M}. \quad (12)$$

The remote estimator described in Section II under Assumptions 1 and 2 is stable if [20]

$$\rho_{\max}^2 \alpha_{00}^{(m^*)} < 1, \quad (13)$$

where $\alpha_{00}^{(m^*)} \triangleq \min_m \alpha_{00}^{(m)}$.

The sufficient stability condition (13) is more restrictive than Theorem 1.

Proof. We only need to show that $\alpha_{00}^{(m^*)} = \rho(\mathbf{E}(\mathbf{v}'_{m^*}))$, where $\mathbf{v}'_{m^*} \triangleq [m^*, \dots, m^*]^\top$, as $\rho(\mathbf{E}(\mathbf{v}'_{m^*})) \geq \min_{L \in \mathbb{N}} \min_{\mathbf{v}_l \in \mathcal{M}^{\bar{M}}} \rho(\mathbf{E}(\mathbf{v}_1) \mathbf{E}(\mathbf{v}_2) \cdots \mathbf{E}(\mathbf{v}_L))^{1/L}$. Without loss of generality, we assume the first half of the channel states in \mathcal{S} have the off state in the m^* th channel, i.e.,

$$\mathbf{h}_i \notin \tilde{\mathcal{S}}_{m^*}, \forall i \in \{1, 2, \dots, \bar{M}/2\}.$$

Then, from (8), $\mathbf{E}(\mathbf{v}'_{m^*})$ can be written as a block lower triangular matrix

$$\mathbf{E}(\mathbf{v}'_{m^*}) = \begin{bmatrix} \mathbf{E}_{00} & \mathbf{0} \\ \mathbf{E}_{10} & \mathbf{0} \end{bmatrix}$$

and thus $\rho(\mathbf{E}(\mathbf{v}'_{m^*})) = \rho(\mathbf{E}_{00})$. Further, it is easy to see that

$$\sum_{j=1}^{\bar{M}/2} [\mathbf{E}_{00}]_{i,j} = \sum_{j=1}^{\bar{M}/2} \text{Prob}[\mathbf{h}_j | \mathbf{h}_i] = \alpha_{00}^{(m^*)}, i = 1, 2, \dots, \bar{M}/2,$$

where the second equality is due to that the frequency channel m^* is independent to the other channels and the first $\bar{M}/2$ of the (vector) channel states contains all the possible channel states of the rest of the $M - 1$ frequency channels. Using the Perron-Frobenius Theorem [27], we have $\rho(\mathbf{E}_{00}) = \alpha_{00}^{(m^*)}$, which completes the proof. \square

Example 1. We numerically compare the sufficient stability condition in [20] and the necessary and sufficient condition in Theorem 1 for a two frequency channel scenario with $\rho_{\max}^2 = 2$. We consider different channel state transition matrices (12) for the second frequency channel with parameters: (a) $\alpha_{00}^{(2)} = 0.9, \alpha_{11}^{(2)} = 0.9$, (b) $\alpha_{00}^{(2)} = 0.9, \alpha_{11}^{(2)} = 0.1$, (c) $\alpha_{00}^{(2)} = 0.6, \alpha_{11}^{(2)} = 0.9$, and (d) $\alpha_{00}^{(2)} = 0.6, \alpha_{11}^{(2)} = 0.1$. A larger $\alpha_{00}^{(2)}$ and $\alpha_{11}^{(2)}$ lead to a longer channel state memory in the ‘off’ and the ‘on’ state, respectively. Then the stability regions in terms of the parameters of first frequency channel state transition matrices, $\alpha_{00}^{(1)}$ and $\alpha_{11}^{(1)}$, are shown in Fig. 3.

It is clear that Theorem 1 has a larger stability region than [20] in case (c), which corresponds to that the second frequency channel has a shorter memory in the bad (‘off’) state and a longer memory in the good (‘on’) state. Hence when the quality of the second frequency channel is pretty good, the stability requirement on the first channel based on [20] is more restrictive than Theorem 1. \square

We will prove the necessary and sufficiency parts of Theorem 1 in the sequel. Since the last equality in (9) can be easily obtained by using the property that $\rho(\mathbf{D}^L)^{\frac{1}{L}} = \rho(\mathbf{D})$ holds for any square matrix \mathbf{D} and positive integer L , we only need to prove the condition $\rho_{\max}^2 \liminf_{L \rightarrow \infty} \lambda_L < 1$.

B. Proof of Necessity

1) *Policy Construction:* To prove the necessity, we consider the scenario that only the estimate of the process with the largest spectral radius is scheduled for transmission in each time slot in a selected frequency channel, while the other sensors’ estimates are perfectly known by the remote estimator and do not need any transmission. In other words, only one packet is scheduled in each time slot. We recall that process 1 has the largest spectral radius, and we drop out the process index n in the following analysis.

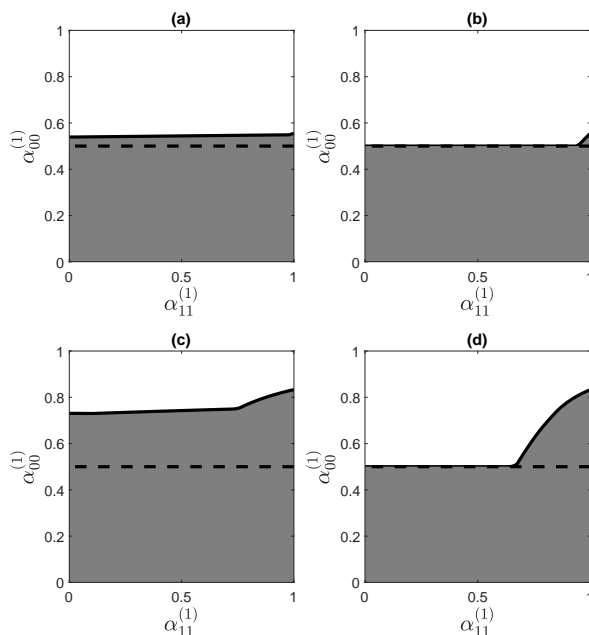


Fig. 3. Comparison between stability conditions of Theorem 1 (solid line) and [20] (dashed line). The gray area denotes the parameter sets that satisfy the stability conditions.

The channel scheduling policy (6) is reduced to

$$\nu(t) = \pi(\phi(t), \mathbf{h}(t-1)) \in \mathcal{M}, \quad (14)$$

where $\nu(t)$ and $\phi(t)$ denote $\nu_1(t)$ and $\phi_1(t)$, respectively, for ease of notation.

From (14), once the AoI ϕ is given, the channel selection rule given the previous channel state information can be written as

$$\mathbf{v}(\phi) = [v_1(\phi), \dots, v_{\bar{M}}(\phi)] \in \mathcal{M}^{\bar{M}},$$

where $v_i(\phi) = \pi(\phi, \mathbf{h}_i)$.

Given the channel selection vector $\mathbf{v}(\phi)$, we define the successful transmission probability matrix $\tilde{\mathbf{E}}(\mathbf{v}(\phi)) \in \mathbb{R}^{\bar{M}} \times \mathbb{R}^{\bar{M}}$, where

$$[\tilde{\mathbf{E}}(\mathbf{v}(\phi))]_{i,j} \triangleq \text{Prob} \left[\mathbf{h}(t) = \mathbf{h}_j, \mathbf{h}_j \in \tilde{\mathcal{S}}_{v_i(\phi)} | \mathbf{h}(t-1) = \mathbf{h}_i \right] = p_{i,j} \mathbb{1}(\mathbf{h}_j \in \tilde{\mathcal{S}}_{v_i(\phi)}).$$

In other words, $[\tilde{\mathbf{E}}(\mathbf{v}(\phi))]_{i,j}$ is the probability that the current channel state is \mathbf{h}_j and the transmission is successful in the selected $v_i(\phi)$ th frequency channel given that the previous channel state is \mathbf{h}_i . Accordingly, we define the failed transmission probability matrix

$$\mathbf{E}(\mathbf{v}(\phi)) \triangleq \mathbf{M} - \tilde{\mathbf{E}}(\mathbf{v}(\phi)) \in \mathbb{R}^{\bar{M}} \times \mathbb{R}^{\bar{M}}.$$

2) *Analysis of the Average Cost:* Similar to [15], we consider an estimation cycle based analysis method. Each estimation cycle starts after a successful transmission and ends at the next one, and thus the AoI state ϕ at the beginning of each estimation cycle is equal to 1. T_k is the sum of transmissions in the k th estimation cycle. C_k is the sum MSE in the k th estimation cycle and is a function of T_k as

$$C_k = g(T_k) \triangleq \sum_{j=1}^{T_k} c(j). \quad (15)$$

The channel state before the k th cycle is denoted as $\mathbf{b}_k \in \mathcal{S}$, and a successful transmission occurs at \mathbf{b}_k . Similar to Lemma 1 in [15], we have the following Markovian property of the pre-cycle channel states.

Lemma 2. $\{\mathbf{b}\}_{\mathbb{N}_0}$ is a time-homogeneous ergodic Markov chain with $\bar{M}_1 \leq \bar{M}$ irreducible states of \mathcal{S} . The state transition matrix of $\{\mathbf{b}\}_{\mathbb{N}_0}$ is \mathbf{G}' , which is the \bar{M}_1 -by- \bar{M}_1 matrix taken from the top-left corner of

$$\mathbf{G} = \sum_{j=1}^{\infty} \tilde{\Xi}(j),$$

where

$$\tilde{\Xi}(j) = \Xi(j-1)\tilde{\mathbf{E}}(\mathbf{v}(j)), j = 1, 2, \dots \quad (16)$$

and

$$\Xi(j) = \begin{cases} \mathbf{I}, & j = 0 \\ \prod_{i=1}^j \mathbf{E}(\mathbf{v}(i)), & j > 0. \end{cases}$$

The stationary distribution of $\{\mathbf{b}\}_{\mathbb{N}_0}$ is $\boldsymbol{\beta} \triangleq [\beta_1, \dots, \beta_{\bar{M}_1}]^\top$, which is the unique null-space vector of $(\mathbf{I} - \mathbf{G}')^\top$ and $\beta_i > 0, \forall i \in \bar{M}_1$, where $\bar{M}_1 \triangleq \{1, 2, \dots, \bar{M}_1\}$.

Remark 2. Only the first \bar{M}_1 channel states can be a pre-cycle state, and thus the last $(\bar{M} - \bar{M}_1)$ columns of \mathbf{G} are all zeros.

From (7) it follows that the average estimation MSE can be rewritten as

$$J = \limsup_{K \rightarrow \infty} \frac{\frac{1}{K}(C_1 + C_2 + \dots + C_K)}{\frac{1}{K}(T_1 + T_2 + \dots + T_K)} = \frac{\mathbb{E}[C]}{\mathbb{E}[T]},$$

where the last equality holds because the distributions of T_k and C_k depend on \mathbf{b}_k , which is ergodic, and hence the unconditional distributions of T_k and C_k are also ergodic; time averages are equal to the ensemble averages and we drop the time indexes. Then, we have

$$\mathbb{E}[T] = \lim_{K \rightarrow \infty} \frac{1}{K} \sum_{k=1}^K T_k = \sum_{m=1}^{\bar{M}} \beta_m \mathbb{E}[T | \mathbf{b} = \mathbf{h}_m], \quad (17)$$

and

$$\mathbb{E}[C] = \lim_{K \rightarrow \infty} \frac{1}{K} \sum_{k=1}^K C_k = \sum_{m=1}^{\bar{M}} \beta_m \mathbb{E}[C | \mathbf{b} = \mathbf{h}_m], \quad (18)$$

where β_m is defined in Lemma 2 when $m \in \bar{\mathcal{M}}_1$, and $\beta_m = 0$ when $m \in \bar{\mathcal{M}}_0 \triangleq \bar{\mathcal{M}} \setminus \bar{\mathcal{M}}_1 = \{\bar{M}_1 + 1, \dots, \bar{M}\}$.

From the definition of estimation cycle and the property of channel state transition, the conditional probability of the length of an estimation cycle is obtained as

$$\text{Prob}[T = i | \mathbf{b} = \mathbf{h}_m] = \vartheta \left(\mathbf{L}_m \tilde{\mathbf{E}}(i) \right) \triangleq \sum_{k=1}^{\bar{M}} \left[\tilde{\mathbf{E}}(i) \right]_{m,k}, \forall m \in \bar{\mathcal{M}} \quad (19)$$

where \mathbf{L}_m is an all-zero matrix except for the m th diagonal element, which equals to 1.

Taking (19) into (17) and into (18), then after some algebraic manipulations, one can obtain

$$\begin{aligned} \mathbb{E}[T] &= \sum_{m=1}^{\bar{M}} \beta_m \left(\sum_{i=1}^{\infty} i \vartheta \left(\mathbf{L}_m \tilde{\mathbf{E}}(i) \right) \right), \\ \mathbb{E}[C] &= \sum_{m=1}^{\bar{M}} \beta_m \left(\sum_{i=1}^{\infty} g(i) \vartheta \left(\mathbf{L}_m \tilde{\mathbf{E}}(i) \right) \right). \end{aligned} \quad (20)$$

From the definition of $g(i)$ in (15) and the property of $c(i)$ in Lemma 1, $g(i)$ grows exponentially fast with i . It is easy to verify the property below.

Lemma 3. $J < \infty$ if and only if $\mathbb{E}[C] < \infty$.

From Lemma 3, it follows that it suffices to only investigate conditions such that $\mathbb{E}[C] < \infty$ in the following.

3) *Proof of Necessity:* We define a set of channel selection vectors $\mathcal{F} \subset \mathcal{M}^{\bar{M}}$, where for any $\mathbf{v} \in \mathcal{F}$ we have $\tilde{\mathbf{E}}(\mathbf{v}) = \mathbf{0}$ leading to zero chance of successful transmission in any of the frequency channels. Thus, for any $\mathbf{v} \in \tilde{\mathcal{F}} \triangleq \mathcal{M}^{\bar{M}} \setminus \mathcal{F}$, we have $\tilde{\mathbf{E}}(\mathbf{v}) \neq \mathbf{0}$. It is clear that if $\tilde{\mathcal{F}} = \emptyset$, the packet dropout occurs all the time at all frequency channels. From the definition (10), we can prove that $\lambda_\infty = 1$ as $\mathbf{E}(\mathbf{v})$ is a stochastic matrix for any $\mathbf{v} \in \mathcal{M}^{\bar{M}}$. Thus, the necessary

condition of stability is straightforward as $\rho^2(\mathbf{A}) < 1$, which can be written as $\rho^2(\mathbf{A})\lambda_\infty < 1$. In what follows, we will focus on the scenario with $\tilde{\mathcal{F}} \neq \emptyset$.

We categorize all possible scheduling policies into two types:

Definition 2 (Type-I and II Policies). *For a type-I policy, there exists $\bar{\phi} > 0$ such that*

$$\mathbf{v}(\phi) \in \mathcal{F}, \forall \phi > \bar{\phi},$$

For a type-II policy, if $\mathbf{v}(\phi) \in \tilde{\mathcal{F}}$, one can always find $\phi' > \phi$ such that $\mathbf{v}(\phi') \in \tilde{\mathcal{F}}$.

A type-I policy has a strictly zero chance of successful transmission when the AoI is larger than a threshold, while a type-II policy still has a non-zero success probability when the AoI is arbitrarily large. Thus, to stabilize the system, a type-I policy should guarantee successful transmission within the first $\bar{\phi}$ attempts, while it is not necessary for a type-II policy.

We first prove the necessary condition for type I and then type II policies. Before proceeding further, we define the following

$$\lambda_{m,\infty} \triangleq \liminf_{L \rightarrow \infty} \lambda_{m,L}, m \in \bar{\mathcal{M}}, \quad (21)$$

and

$$\lambda_{m,L} \triangleq \min_{\mathbf{v}_l \in \mathcal{M}^M} \rho(\mathbf{L}_m \mathbf{E}(\mathbf{v}_1) \mathbf{E}(\mathbf{v}_2) \cdots \mathbf{E}(\mathbf{v}_L))^{\frac{1}{L}}.$$

Type-I Policy. Since the scheduling policy consistently chooses channel selection vectors from \mathcal{F} in the high AoI scenario that leads to zero chance of success, it is clear that a necessary condition to stabilize the system is that the transmission process has a zero probability to fail for consecutive $\bar{\phi}$ times at the beginning of an estimation cycle. This can be written as

$$\max_{m \in \bar{\mathcal{M}}} \vartheta(\mathbf{L}_m \mathbf{E}(\mathbf{v}(1)) \mathbf{E}(\mathbf{v}(2)) \cdots \mathbf{E}(\mathbf{v}(\bar{\phi}))) = 0,$$

and hence $\max_{m \in \bar{\mathcal{M}}} \lambda_{m,\infty} = 0$. In the following, we focus on the type-II policy.

Type-II Policy. We categorize the channel states \mathbf{h} in two cases: (i) the pre-cycle states $\mathbf{h} = \mathbf{h}_m$ with $\beta_m > 0$, i.e., $m \in \bar{\mathcal{M}}_1$, and (ii) the non-pre-cycle states $\mathbf{h} = \mathbf{h}_m$ with $\beta_m = 0$, i.e., $m \in \bar{\mathcal{M}}_0$. In other words, an estimation cycle can and cannot start after a case (i) and a case (ii) channel state, respectively. Due to the ergodicity of the channel states, both the cases of channel states occur with non-zero probabilities. Then, we analyze the necessary conditions to (i) make the average sum MSE of an estimation cycle in (20) bounded that starts after a pre-cycle state

$$\sum_{j=1}^{\infty} g(j) \vartheta(\mathbf{L}_m \tilde{\mathbf{E}}(j)) < \infty \quad (22)$$

and to (ii) make the average sum MSE of an estimation cycle bounded that contains a non-pre-cycle state.

(i) Assume that the channel state \mathbf{h}_m is a pre-cycle state. Using Perron–Frobenius Theorem [27], we have

$$\vartheta(\mathbf{L}_m \Xi(i)) \geq \rho(\mathbf{L}_m \Xi(i)), \quad (23)$$

thus, there exists an element in $\mathbf{L}_m \Xi(i)$, e.g., the m' th element of the m th row, such that

$$[\mathbf{L}_m \Xi(i)]_{m,m'} \geq \frac{1}{M} \rho(\mathbf{L}_m \Xi(i)). \quad (24)$$

From (21), there is a constant $\kappa_0 > 0$ such that $\rho(\mathbf{L}_m \Xi(i)) \geq \kappa_0 (\lambda_{m,\infty})^i$. Let $\mathbf{F}(i) \in \mathbb{R}^{\bar{M} \times \bar{M}}$ denote a degraded matrix of $\mathbf{L}_m \Xi(i)$, where $[\mathbf{F}(i)]_{m,m'} = [\mathbf{L}_m \Xi(i)]_{m,m'}$ and the other elements of $\mathbf{F}(i)$ are zeros. From (24), it is clear that

$$\vartheta(\mathbf{L}_m \Xi(i)) \geq \vartheta(\mathbf{F}(i)) \geq \frac{\kappa_0}{M} (\lambda_{m,\infty})^i. \quad (25)$$

Based on the property of type-II policy, we define an infinite sequence of AoI variables $\{\tilde{\phi}_1, \tilde{\phi}_2, \dots\}$, where $\tilde{\phi}_i < \tilde{\phi}_j$ if $i < j$, and $\mathbf{v}(\phi) \in \tilde{\mathcal{F}}$ if and only if $\phi \in \{\tilde{\phi}\}_{\mathbb{N}}$. Also, we define the operator $\lceil x \rceil_{\mathcal{A}}$ as the smallest value in the set \mathcal{A} that is no smaller than x . Building on $\{\tilde{\phi}_1, \tilde{\phi}_2, \dots\}$ and a constant $L \in \mathbb{N}$, we construct a sequence of AoI as $\{\varphi_1, \varphi_2, \dots\}$, where

$$\varphi_i = \begin{cases} \lceil L \rceil_{\{\tilde{\phi}\}_{\mathbb{N}}}, & i = 1 \\ \lceil \varphi_{i-1} + L \rceil_{\{\tilde{\phi}\}_{\mathbb{N}}}, & i > 1, \end{cases} \quad (26)$$

and thus $\mathbf{v}(\varphi_i) \in \tilde{\mathcal{F}}$, $\varphi_{i+1} - \varphi_i \geq L, \forall i \in \mathbb{N}$.

Then, we introduce the following technical lemma.

Lemma 4. *There is a constant $L > 0$ such that the transmission is successful with at least a non-zero probability ξ within the next L steps for any channel selection vector at the L th step $\mathbf{v}_L \in \tilde{\mathcal{F}}$, no matter what the current channel state is and the first $(L - 1)$ -step channel selection vectors are, i.e.,*

$$\xi \triangleq \min_{\mathbf{v}_1, \mathbf{v}_2, \dots, \mathbf{v}_{L-1} \in \mathcal{M}^{\bar{M}}, \mathbf{v}_L \in \tilde{\mathcal{F}}} \min_{m \in \mathcal{M}} \max_{l=1, \dots, L} \vartheta(\mathbf{L}_m \mathbf{E}(\mathbf{v}_1) \mathbf{E}(\mathbf{v}_2) \cdots \mathbf{E}(\mathbf{v}_{l-1}) \tilde{\mathbf{E}}(\mathbf{v}_l)) > 0,$$

where $\mathbf{E}(\mathbf{v}_0) \triangleq \mathbf{I}$.

Proof. See Appendix. □

From Lemma 4, we can find a constant L to construct the AoI sequence $\{\varphi\}_{\mathbb{N}}$ in (26). Then, using Lemma 1 and (25), we have

$$\begin{aligned}
& \sum_{j=\varphi_i-L}^{\varphi_i} g(j)\vartheta \left(\mathbf{L}_m \tilde{\Xi}(j) \right) \geq g(\varphi_i)\vartheta \left(\mathbf{L}_m \tilde{\Xi}(\varphi_i) \right) \\
& \geq g(\varphi_i - L)\vartheta \left(\mathbf{L}_m \Xi(\varphi_i - L) \mathbf{E}(\mathbf{v}(\varphi_i - L + 1)) \mathbf{E}(\mathbf{v}(\varphi_i - L + 2)) \cdots \mathbf{E}(\mathbf{v}(\varphi_i - 1)) \tilde{\mathbf{E}}(\mathbf{v}(\varphi_i)) \right) \\
& \geq g(\varphi_i - L)\vartheta \left(\mathbf{L}_m \Xi(\varphi_i - L) \right) \xi \\
& \geq \frac{\kappa_0 \xi}{\bar{M}} (\rho(\mathbf{A})^2)^{\varphi_i - L} (\lambda_{m,\infty})^{\varphi_i - L}.
\end{aligned}$$

Now the average sum MSE per cycle in (22) is

$$\begin{aligned}
& \sum_{j=1}^{\infty} g(j)\vartheta \left(\mathbf{L}_m \tilde{\Xi}(j) \right) \geq \sum_{i=1}^{\infty} \sum_{j=\varphi_i-L}^{\varphi_i} g(j)\vartheta \left(\mathbf{L}_m \tilde{\Xi}(j) \right) \\
& \geq \sum_{i=1}^{\infty} \frac{\kappa_0 \xi}{\bar{M}} (\rho(\mathbf{A})^2)^{\varphi_i - L} (\lambda_{m,\infty})^{\varphi_i - L}.
\end{aligned} \tag{27}$$

To make the last sum in (27) bounded, we must have $\lim_{i \rightarrow \infty} (\rho(\mathbf{A})^2)^{\varphi_i} (\lambda_{m,\infty})^{\varphi_i} = 0$, i.e., $(\rho(\mathbf{A})^2)\lambda_{m,\infty} < 1$. Thus, by considering all the pre-cycle channel states,

$$\max_{m \in \bar{\mathcal{M}}_1} \rho(\mathbf{A})^2 \lambda_{m,\infty} < 1$$

holds if $\mathbf{E}[C]$ in (20) is bounded.

(ii) Assume now that the channel state $\mathbf{h}_{m'}$ is a non-pre-cycle state. Since the channel state transition process is an ergodic Markov chain, given a state \mathbf{h}_m with $m \in \bar{\mathcal{M}}_1$, it will take finite steps to arrive at $\mathbf{h}_{m'}, m' \in \bar{\mathcal{M}}_0$ with a positive probability no matter what the channel scheduling policy is. Mathematically, there exists $L' \geq 1$ such that

$$\tilde{\beta}_{m,m'} \triangleq [\mathbf{L}_m \Xi(L')]_{m,m'} > 0.$$

Then, it is straightforward to have

$$\vartheta(\mathbf{L}_m \Xi(i)) \geq \tilde{\beta}_{m,m'} \vartheta(\mathbf{L}_{m'} \mathbf{E}(\mathbf{v}_{L'+1}) \mathbf{E}(\mathbf{v}_{L'+2}) \cdots \mathbf{E}(\mathbf{v}_i)), \forall i \geq L'. \tag{28}$$

We see that the right-hand side of (28) has a similar format to the left-hand side of (23) in case (i). Then by taking (28) into (22), following similar steps as in case (i) and considering all the non-pre-cycle channel states, we obtain that

$$\max_{m' \in \bar{\mathcal{M}}_0} \rho(\mathbf{A})^2 \lambda_{m',\infty} < 1$$

holds if $\mathbf{E}[C]$ in (20) is bounded.

From cases (i) and (ii), a necessary condition to bound $E[C]$ can be uniformly written as

$$\max_{m \in \bar{\mathcal{M}}} \rho(\mathbf{A})^2 \lambda_{m,\infty} < 1.$$

From the technical lemma below, it is easy to prove that $\max_{m \in \bar{\mathcal{M}}} \lambda_{m,\infty} = \lambda_\infty$. Then, the necessary condition of type-I and II policies can be jointly written as $\rho(\mathbf{A})^2 \lambda_\infty < 1$, which completes the proof of the necessity of Theorem 1.

Lemma 5. *Given a sequence of N -by- N matrices $\{\mathbf{M}_1, \mathbf{M}_2, \dots\}$, the following equation holds*

$$\max_{i \in \mathcal{N}} \liminf_{L \rightarrow \infty} \rho(\mathbf{L}_i \mathbf{M}_1 \mathbf{M}_2 \cdots \mathbf{M}_L)^{\frac{1}{L}} = \liminf_{L \rightarrow \infty} \rho(\mathbf{M}_1 \mathbf{M}_2 \cdots \mathbf{M}_L)^{\frac{1}{L}},$$

where $\mathbf{L}_i \in \mathbb{R}^{N \times N}$ is a diagonal matrix with i th diagonal element equals to 1 and the other elements are zeros.

Proof. See Appendix. □

C. Proof of Sufficiency

1) *Policy Construction:* We consider a *persistent serial scheduling* policy that persistently schedules the transmission of one sensor at a time until it is successful and then schedules the next sensor and so on. Although it seems that such a policy cannot take advantage of the parallel channels, we will show that the policy stabilizes the remote estimator if condition (11) holds. The policy can be written as

$$\pi(\boldsymbol{\phi}(t), \mathbf{h}(t-1)) = \begin{cases} \pi_1(\phi_1(t), \mathbf{h}(t-1)), & \text{if } \phi_n(t) = 1, n = N \\ \pi_{n+1}(\phi_{n+1}(t), \mathbf{h}(t-1)), & \text{if } \phi_n(t) = 1, n < N \\ \pi(\boldsymbol{\phi}(t-1), \mathbf{h}(t-2)), & \text{else} \end{cases}$$

where the policy

$$\pi_n(\phi_n(t), \mathbf{h}(t-1)) = [0, \dots, 0, \underbrace{\nu_n(t)}_{n-1}, \underbrace{0, \dots, 0}_{N-n}], n \in \mathcal{N} \quad (29)$$

denotes scheduling the n th sensor on the $\nu_n(t)$ th frequency channel. Without loss of generality, the initial scheduling policy is given by $\pi(\boldsymbol{\phi}(1), \mathbf{h}(0)) = \pi_1(\phi_1(1), \mathbf{h}(0))$. With a slight abuse of notation, we drop out the zeros in (29) so that the frequency channel selection rule for sensor n is rewritten as

$$\pi_n(\phi_n(t), \mathbf{h}(t-1)) = \nu_n(t) \in \mathcal{M}, n \in \mathcal{N}.$$

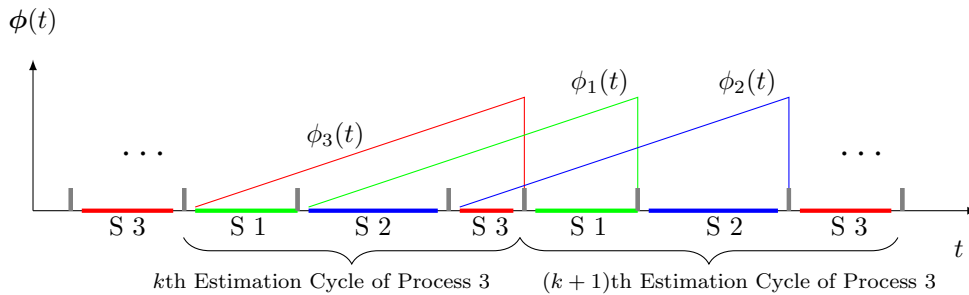


Fig. 4. The persistent serial scheduling policy with three sensors. Green, blue and red intervals denotes the scheduling of sensor S1, S2 and S3, respectively. The vertical axis denotes the AoI functions of the sensors in terms of the time.

Once the AoI of sensor n , ϕ_n , is given, the channel selection rule with different previous channel states is denoted as

$$\mathbf{v}_n(\phi_n) \triangleq [\pi_n(\phi_n, \mathbf{h}_1), \pi_n(\phi_n, \mathbf{h}_2), \dots, \pi_n(\phi_n, \mathbf{h}_M)] \in \mathcal{M}^{\bar{M}}.$$

Moreover, we assume that the frequency channel selection rule $\mathbf{v}_n(\phi_n), \forall n \in \mathcal{N}$, is a *periodic policy* in terms of ϕ_n with L potential channel selection vectors taken from the set $\mathcal{V} \triangleq \{\tilde{\mathbf{v}}_n(1), \tilde{\mathbf{v}}_n(2), \dots, \tilde{\mathbf{v}}_n(L)\}$, where $\tilde{\mathbf{v}}_n(L) \in \mathcal{M}^{\bar{M}}$. From the definition of λ_∞ in (9), for an arbitrarily small $\epsilon > 0$, we can find a constant L and a length- L channel-selection-vector set \mathcal{V} satisfying the condition that

$$\rho(\mathbf{E}(\tilde{\mathbf{v}}_n(1))\mathbf{E}(\tilde{\mathbf{v}}_n(2)) \cdots \mathbf{E}(\tilde{\mathbf{v}}_n(L)))^{\frac{1}{L}} \leq \lambda_\infty + \epsilon. \quad (30)$$

Then, the periodic channel selection policy of sensor n is defined as

$$\mathbf{v}_n(\phi_n) = \tilde{\mathbf{v}}_n(\phi_n \bmod L),$$

where $(a \bmod b)$ denotes the remainder of the Euclidean division of a by b if the remainder is non-zero, otherwise $(a \bmod b) = b$.

2) *Analysis of the Average Cost:* To analyze the average cost of the average estimation MSE of the n th process J_n , the estimation cycle starts after a successful transmission of process n and ends at the following one, as illustrated in Fig. 4. $T_{n,k}$ and $C_{n,k}$ denote the sum of transmissions and the sum MSE of the k th estimation cycle:

$$C_{n,k} = g(T_{n,k}) \triangleq \sum_{j=1}^{T_{n,k}} c_n(j), \quad (31)$$

and

$$T_{n,k} = \sum_{i=1}^N T_{(n,i),k},$$

where $T_{(n,i),k}$ is the time duration scheduled for the sensor i 's transmission during the k th estimation cycle of process n .

Similar to the single-sensor case, it can be proved that the time average of $\{C_n\}_{\mathbb{N}_0}$ is equal to its ensemble average, and J_n is bounded if $\mathbb{E}[C_n]$ is. In the following, we drop out the time index k and will analyze $\mathbb{E}[C_n]$. For the ease of notation but without loss of generality, we analyze $\mathbb{E}[C_N]$ for the N th process:

$$\begin{aligned} \mathbb{E}[C_N] &= \sum_{t_1=1}^{\infty} \dots \sum_{t_{N-1}=1}^{\infty} \mathbb{E}[C_N | T_{(N,1)} = t_1, \dots, T_{(N,N-1)} = t_{N-1}] \\ &\quad \times \text{Prob}[T_{(N,1)} = t_1, \dots, T_{(N,N-1)} = t_{N-1}]. \end{aligned}$$

Let \mathbf{b}_N denote the channel state before an estimation cycle of process N . From (19), it is easy to obtain the conditional probability

$$\begin{aligned} &\text{Prob}[T_{(N,N)} = t_N | T_{(N,1)} = t_1, \dots, T_{(N,N-1)} = t_{N-1}] \\ &= \vartheta(\text{diag}\{\varsigma_1, \dots, \varsigma_{\bar{M}}\} \tilde{\Xi}(t_N)), \end{aligned} \tag{32}$$

where

$$\varsigma_m \triangleq \text{Prob}[\mathbf{b}_N = \mathbf{h}_m | T_{(N,1)} = t_1, \dots, T_{(N,N-1)} = t_{N-1}], m \in \bar{\mathcal{M}}.$$

Recall that $\tilde{\Xi}(\cdot)$ was defined in (16).

Thus, from (31) and (32), the conditional expectation is simplified as

$$\begin{aligned} &\mathbb{E}[C_N | T_{(N,1)} = t_1, \dots, T_{(N,N-1)} = t_{N-1}] \\ &= \sum_{t_N=1}^{\infty} g\left(\sum_{i=1}^N t_i\right) \text{Prob}[T_{(N,N)} = t_N | T_{(N,1)} = t_1, \dots, T_{(N,N-1)} = t_{N-1}] \\ &= \sum_{t_N=1}^{\infty} g\left(\sum_{i=1}^N t_i\right) \vartheta(\text{diag}\{\varsigma_1, \dots, \varsigma_{\bar{M}}\} \tilde{\Xi}(t_N)). \end{aligned} \tag{33}$$

3) *Proof of Sufficiency:* From Lemma 1 and the monotonicity of $g(\cdot)$, it can be proved that for any $\epsilon' > 0$ we can find $\kappa > 0$ such that

$$g\left(\sum_{i=1}^N t_i\right) \leq \kappa(\rho^2(\mathbf{A}_N) + \epsilon')^{\sum_{i=1}^N t_i}. \tag{34}$$

Since $\varsigma_m \leq 1, \forall m \in \bar{\mathcal{M}}$, it is clear that

$$\begin{aligned} &\vartheta(\text{diag}\{\varsigma_1, \dots, \varsigma_{\bar{M}}\} \tilde{\Xi}(t_N)) \leq \vartheta(\tilde{\Xi}(t_N)) \\ &\leq \vartheta(\Xi(t_N - (t_N \bmod L))), \text{ if } t_N > L, \end{aligned} \tag{35}$$

where the last inequality is due to the property that $\vartheta(\mathbf{M}_1\mathbf{M}_2) \leq \vartheta(\mathbf{M}_1)$ if \mathbf{M}_1 and \mathbf{M}_2 are non-negative matrices and the sum of each row of \mathbf{M}_2 is no higher than 1.

Taking (34) and (35) into (33),

$$\begin{aligned} & \mathbb{E} [C_N | T_{(N,1)} = t_1, \dots, T_{(N,N-1)} = t_{n-1}] \\ & \leq \gamma_0 + \kappa L \sum_{j=2}^{\infty} (\rho^2(\mathbf{A}_N) + \epsilon')^{\sum_{i=1}^{N-1} t_i} (\rho^2(\mathbf{A}_N) + \epsilon')^{jL} \vartheta(\Xi((j-1)L)) \\ & \leq \gamma_0 + \kappa' \kappa L (\rho^2(\mathbf{A}_N) + \epsilon')^{\sum_{i=1}^{N-1} t_i} \sum_{j=2}^{\infty} (\rho^2(\mathbf{A}_N) + \epsilon')^{jL} (\lambda_{\infty} + \epsilon)^{(j-1)L} \end{aligned}$$

where γ_0 , κ , and κ' are positive constant; the first inequality is obtained by dividing the infinity sum into length- L segment sums and applying the inequalities (34) and (35). The second inequality is obtained by first rewriting $\Xi((j-1)L)$ as $\mathbf{E}(\tilde{\mathbf{v}}_n(1))\mathbf{E}(\tilde{\mathbf{v}}_n(2)) \cdots \mathbf{E}(\tilde{\mathbf{v}}_n(L))$ to the power of $(j-1)L$ and then using (30) and Lemma 6 below.

Lemma 6 ([15]). *Given an N -by- N matrix \mathbf{M} , for any $\epsilon > 0$, we can find $\kappa > 0$ such that $[\mathbf{M}^k]_{i,j} < \kappa(\rho(\mathbf{M}) + \epsilon)^k, \forall k \in \mathbb{N}, i, j = 1, 2, \dots, N$. \square*

As a consequence, if $\rho^2(\mathbf{A}_N)\lambda_{\infty} < 1$, then we can always find a scheduling policy providing an arbitrary small ϵ to make $\mathbb{E} [C_N | T_{(N,1)} = t_1, \dots, T_{(N,N-1)} = t_{n-1}]$ bounded. Since the condition does not rely on $\{T_{(N,1)}, T_{(N,2)} \cdots T_{(N,N-1)}\}$, it is straightforward to show that the policy leads to a bounded $\mathbb{E} [C_N]$.

By applying the above method to the other $N-1$ sensors, a sufficient condition for stabilizing the N -sensor remote estimator is obtained as $\rho^2(\mathbf{A}_1)\lambda_{\infty} < 1$, which completes the proof of sufficiency of Theorem 1.

Remark 3. *The policy above with persistent sensor scheduling and periodic channel selection is a stability-guaranteeing policy. Note that such a policy, which does not utilize the parallel frequency channels, is only constructed for the proof of the sufficiency of Theorem 1, and is not optimal. Once the stability condition is satisfied, we can find the optimal policy in (6) by solving a Markov decision process problem as discussed in [20].*

IV. EXTENSIONS

In this section, we will investigate four important extensions to the framework in Section III. The policy construction rules will be discussed, while the proof details of necessary and sufficient

conditions are omitted due to space considerations. Note that the constructed policies to prove the necessary and sufficient conditions for the first two extension scenarios are the same as that provided in the previous section.

A. Known Current Channel State

In the previous section, we assumed that the sensor only knows the channel state in the previous time slot. Now we would like to also investigate the scenario that the channel state of the current time slot is known prior to transmission.

Assumption 3 (Known Current Channel State). *At time $t \in \mathbb{N}$, the current channel state $\mathbf{h}(t)$ is known by the gateway prior to transmission.*

Given a channel selection vector $\mathbf{v} \in \mathcal{M}^{\bar{M}}$ and the current channel state information $\mathbf{h}(t)$, we define diagonal matrices

$$[\mathbf{V}(\mathbf{v})]_{m,m} \triangleq \text{Prob} \left[\mathbf{h}_m \notin \tilde{\mathcal{S}}_{v_m} | \mathbf{h}(t) = \mathbf{h}_m \right] = \mathbb{1}(\mathbf{h}_m \notin \tilde{\mathcal{S}}_{v_m}), m \in \bar{\mathcal{M}}. \quad (36)$$

and $\tilde{\mathbf{V}}(\mathbf{v}) = \mathbf{I} - \mathbf{V}(\mathbf{v})$. Different from Section III, the successful transmission probability matrix is $\tilde{\mathbf{V}}(\mathbf{v})\mathbf{M}$, where

$$[\tilde{\mathbf{V}}(\mathbf{v})\mathbf{M}]_{i,j} \triangleq \text{Prob} \left[\mathbf{h}(t+1) = \mathbf{h}_j, \mathbf{h}_i \in \tilde{\mathcal{S}}_{v_i} | \mathbf{h}(t) = \mathbf{h}_i \right] = p_{i,j} \mathbb{1}(\mathbf{h}_i \in \tilde{\mathcal{S}}_{v_i}),$$

and the failed transmission probability matrix is $\mathbf{V}(\mathbf{v})\mathbf{M}$. Then, a necessary and sufficient condition can be proved by simply replacing $\mathbf{E}(\mathbf{v})$ and $\tilde{\mathbf{E}}(\mathbf{v})$ with $\mathbf{V}(\mathbf{v})\mathbf{M}$ and $\tilde{\mathbf{V}}(\mathbf{v})\mathbf{M}$, respectively, in Theorem 1.

Theorem 2. *The remote estimator described in Section II under Assumptions 2 and 3 is stable if and only if the following condition holds*

$$\rho_{\max}^2 \lambda'_{\infty} < 1,$$

where

$$\lambda'_{\infty} \triangleq \liminf_{L \rightarrow \infty} \lambda'_L = \lambda'_1, \quad (37)$$

$$\lambda'_L \triangleq \min_{\mathbf{v}_l \in \mathcal{M}^{\bar{M}}} \rho(\mathbf{V}(\mathbf{v}_1)\mathbf{M}\mathbf{V}(\mathbf{v}_2)\mathbf{M} \cdots \mathbf{V}(\mathbf{v}_L)\mathbf{M})^{\frac{1}{L}}, \quad (38)$$

and $\mathbf{V}(\mathbf{v})$ is defined in (36).

Note that to achieve the minimum in (38), we have $\mathbf{v}_l = \mathbf{v}^*, \forall l = 1, \dots, L$, where $\mathbf{V}(\mathbf{v}^*) \leq \mathbf{V}(\mathbf{v}), \forall \mathbf{v} \in \mathcal{M}^{\bar{M}}$, element-wise. This is due to the property that the spectral radius of one non-negative matrix is larger than the other if the former is larger element-wise [28]. Thus, the last equality in (37) is obtained directly.

Remark 4. *The stability condition in Theorem 2 is less restrictive than that in Theorem 1. It follows from by comparing (38) and (10),*

$$\min_{\mathbf{v}_l \in \mathcal{M}^{\bar{M}}} \rho(\mathbf{V}(\mathbf{v}_1)\mathbf{M}\mathbf{V}(\mathbf{v}_2)\mathbf{M} \cdots \mathbf{V}(\mathbf{v}_L)\mathbf{M})^{\frac{1}{L}} \leq \min_{\mathbf{v}_l \in \mathcal{M}^{\bar{M}}} \rho(\mathbf{E}(\mathbf{v}_1)\mathbf{E}(\mathbf{v}_2) \cdots \mathbf{E}(\mathbf{v}_L))^{\frac{1}{L}}, \forall L \in \mathbb{N}. \quad (39)$$

Again, using the property that the spectral radius of one non-negative matrix is larger than the other if the former is larger element-wise [28], it is clear that (39) holds if the following inequality holds element-wise

$$\min_{\mathbf{v}' \in \mathcal{M}^{\bar{M}}} \mathbf{V}(\mathbf{v}')\mathbf{M} \leq \mathbf{E}(\mathbf{v}), \forall \mathbf{v} \in \mathcal{M}^{\bar{M}}.$$

Since $[\mathbf{E}(\mathbf{v})]_{i,j} = p_{i,j} \mathbb{1}(\mathbf{h}_j \notin \tilde{\mathcal{S}}_{v_i})$, and $[\mathbf{V}(\mathbf{v}')\mathbf{M}]_{i,j} = p_{i,j} \mathbb{1}(\mathbf{h}_i \notin \tilde{\mathcal{S}}_{v'_i})$, we have $\mathbf{V}(\mathbf{v}')\mathbf{M} \leq \mathbf{E}(\mathbf{v})$ when each element of \mathbf{v}' is equal to $\arg \min_{v' \in \mathcal{M}} \min_j \mathbb{1}(\mathbf{h}_j \notin \tilde{\mathcal{S}}_{v'})$.

Remark 5. *When specialising to a single-sensor-single-channel scenario, Theorem 1 reduces to Theorem 1 of [15]. Further, Remark 4 shows that current channel state information known scenario has a less restrictive stability condition than the previous channel state information known one. In Fig. 5(a), we plot λ_∞ in Theorem 1 and λ'_∞ in Theorem 2 with two frequency channels and 25 uniformly generated 4-by-4 matrix \mathbf{M} . The gap between them is significant in most of the cases. In Fig. 5(b), we randomly generate next-state-highly-predictable matrix \mathbf{M} , i.e., each row of \mathbf{M} has a dominant element larger than 0.9. Comparing with Fig. 5(a), λ_∞ and λ'_∞ are quite close to each other. Intuitively, this is because when the channel states are highly predictable, the current channel states are “almost known” given the previous channel states.*

B. Hidden State Markov Fading Channel

In Section II, a binary-level Markov channel was considered to explicitly model the packet drop process. Now we investigate the scenario with multi-level hidden Markov channel states [15], and only the previous channel states are available.

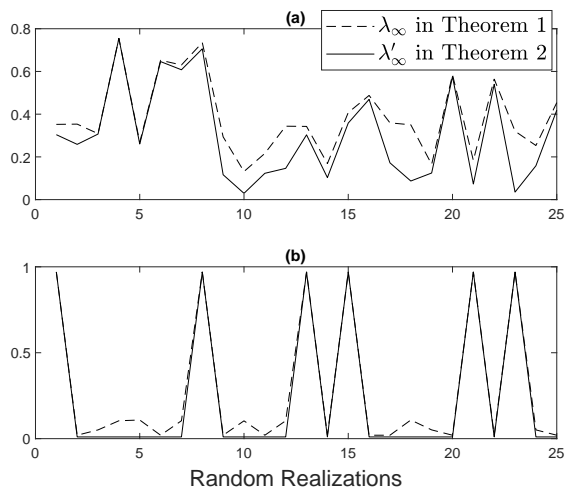


Fig. 5. Stability conditions in the known previous and current channel state information scenarios, with (a) uniformly generated \mathbf{M} and (b) randomly generated next-state-highly-predictable \mathbf{M} .

Consider an M -channel-multi-level channel state $\mathbf{h}(t) \triangleq [h_1(t), h_2(t), \dots, h_M(t)]$, where the m th frequency channel $h_m(t)$ has M_m channel conditions and

$$h_m(t) \in \mathcal{H}_m \triangleq \{h_1^{(m)}, h_2^{(m)}, \dots, h_{M_m}^{(m)}\}, m \in \mathcal{M}.$$

The channel state $\mathbf{h}(t)$ forms an ergodic Markov chain with \bar{M} irreducible states, where

$$\mathbf{h}(t) \in \mathcal{S} = \{\mathbf{h}_1, \mathbf{h}_2, \dots, \mathbf{h}_{\bar{M}}\} = \mathcal{H}_1 \times \mathcal{H}_2 \times \dots \times \mathcal{H}_M$$

and $\mathbf{h}_i = [h_{i,1}, h_{i,2}, \dots, h_{i,M}]$.

Let $\mathbf{M} \in \mathbb{R}^{\bar{M}} \times \mathbb{R}^{\bar{M}}$ denote the state transition probability matrix, where

$$[\mathbf{M}]_{i,j} \triangleq \text{Prob}[\mathbf{h}(t) = \mathbf{h}_j | \mathbf{h}(t-1) = \mathbf{h}_i] = p_{i,j}.$$

For ease of notation, given channel state $\mathbf{h}_j, j \in \bar{M}$, by considering M different channels for transmission at t , the set of possible packet drop probabilities is denoted as

$$\mathcal{D}_j \triangleq \{d_{j,1}, d_{j,2}, \dots, d_{j,M}\},$$

where $d_{j,m}$ is the packet drop probability in channel m with channel condition $h_{j,m}$.

By replacing the binary state channel model with the multi-state channel model, we have the result below.

Theorem 3. *The remote estimator described in Section II under the multi-level hidden Markov channels and Assumptions 1 and 2 is stable if and only if*

$$\rho_{\max}^2 \lambda'_{\infty} < 1,$$

where $\rho_{\max} \triangleq \rho(\mathbf{A}_1)$, and

$$\lambda'_{\infty} \triangleq \liminf_{L \rightarrow \infty} \lambda'_L,$$

$$\lambda'_L \triangleq \min_{\mathbf{v}_l \in \mathcal{M}^{\bar{M}}} \rho(\mathbf{E}'(\mathbf{v}_1)\mathbf{E}'(\mathbf{v}_2) \cdots \mathbf{E}'(\mathbf{v}_L))^{\frac{1}{L}},$$

and $\mathbf{E}'(\mathbf{v})$ is a $\bar{M} \times \bar{M}$ matrix defined as

$$[\mathbf{E}'(\mathbf{v})]_{i,j} \triangleq p_{i,j} d_{j,v_i}.$$

C. Redundant Transmission Among Multiple Frequency Channels

We consider the scenario with redundant transmissions as below.

Assumption 4 (Enabled Redundant Transmissions). *In each time slot, each packet can use multiple frequency channels for transmission.*

For the necessity part, we consider a policy that allocates all the M channels for sensor 1's packet transmission. For the sufficiency part, we consider a persistent scheduling policy that persistently schedules the transmission of one sensor by allocating all the channels to it until it is successful and then schedules the following one. Different from the scenario in Section III, the constructed policies do not need to consider channel selection for transmission, and a scheduled packet is successfully received as long as the channel state $\mathbf{h}(t) \neq [0, \dots, 0]$. The analysis for the constructed policies is a degraded version of Section III, and leads to the following result:

Theorem 4. *The remote estimator described in Section II under Assumptions 1 and 4 is stable if and only if*

$$\rho_{\max}^2 \lambda'_{\infty} < 1,$$

where

$$\lambda'_{\infty} \triangleq \rho(\mathbf{M}'),$$

and $\mathbf{M}' \in \mathbb{R}^{\bar{M}} \times \mathbb{R}^{\bar{M}}$

$$\mathbf{M}' = \mathbf{M} - \tilde{\mathbf{M}}'$$

$$[\tilde{\mathbf{M}}']_{i,j} = \begin{cases} 0 & \text{if } \mathbf{h}_j = [0, \dots, 0] \\ [\mathbf{M}]_{i,j} & \text{otherwise} \end{cases}$$

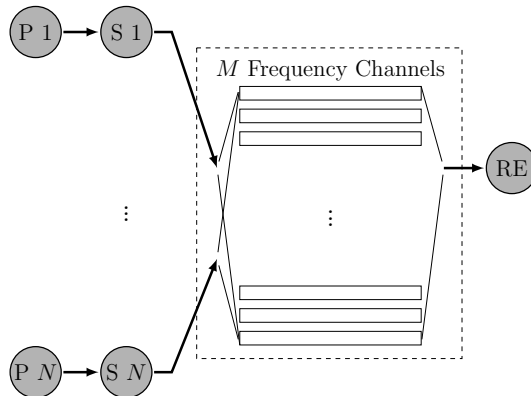


Fig. 6. The multi-wireless-sensor-multi-channel remote estimator without gateway.

Remark 6. Considering the special case that the M channels are independent, each channel is time-uncorrelated and the packet error probability is p , it is easy to show that the elements on the j th column of \mathbf{M}' are all equal to p^M , where $\mathbf{h}_j = [0, 0, \dots, 0]$, and the other elements are all zeros. Thus, $\rho(\mathbf{M}') = p^M$, and the necessary and sufficient condition is $\rho_{\max}^2 p^M < 1$, which corresponds to Theorem 3 in [29]. However, in [29], only sufficiency was proved.

D. Multiple Wireless Sensors

We consider a gateway-free scenario: under the scheduling of the remote estimator, each sensor can send its measurement to the remote estimator wirelessly as illustrated in Fig. 6. Different sensors with different locations have different radio propagation environment, thus they have different channel conditions at the same frequency channels [16].

Assumption 5 (Multiple Sensors Access Multiple Frequency Channels). *Each sensor is able to access any of the M frequency channels for transmission; however, in each time slot, at most one packet from one sensor can be scheduled in each frequency channel. The M -channel state between sensor n and the remote estimator is $\mathbf{h}^{(n)}(t), k \in \mathcal{K}$. $\mathbf{h}^{(n)}(t)$ is modeled as an aperiodic Markov chain with $\bar{M}^{(n)}$ irreducible channel states, $\mathcal{S}^{(n)} \triangleq \{\mathbf{h}_1^{(n)}, \mathbf{h}_2^{(n)}, \dots, \mathbf{h}_{\bar{M}^{(n)}}^{(n)}\}$, where $\mathbf{h}_i^{(n)} \triangleq (h_{i,1}^{(n)}, h_{i,2}^{(n)}, \dots, h_{i,M}^{(n)}) \in \{0, 1\}^M$. Note that the channel states $\mathbf{h}^{(n)}(t)$ and $\mathbf{h}^{(n')}(t)$ are independent if $n \neq n'$. Let $\mathbf{M}^{(n)} \in \mathbb{R}^{\bar{M}^{(n)}} \times \mathbb{R}^{\bar{M}^{(n)}}$ denote the state transition probability matrix of sensor n , where*

$$[\mathbf{M}^{(n)}]_{i,j} \triangleq \text{Prob} \left[\mathbf{h}^{(n)}(t) = \mathbf{h}_j^{(n)} \mid \mathbf{h}^{(n)}(t-1) = \mathbf{h}_i^{(n)} \right] = p_{i,j}^{(n)}.$$

Let $\tilde{\mathcal{S}}_i^{(n)} \in \mathcal{S}^{(n)}$ denote the channel state with successful transmission in the i th frequency channel, i.e.,

$$\tilde{\mathcal{S}}_i^{(n)} \triangleq \{\mathbf{h}_j^{(n)} : h_{j,i}^{(n)} = 1, j \in \bar{\mathcal{M}}^{(n)}\}, i \in \mathcal{M}$$

where $\bar{\mathcal{M}}^{(n)} \triangleq \{1, 2, \dots, \bar{M}^{(n)}\}$. Now we define the following

$$\lambda_\infty^{(n)} \triangleq \liminf_{L \rightarrow \infty} \lambda_L^{(n)}$$

$$\lambda_L^{(n)} \triangleq \min_{\mathbf{v}_l \in \mathcal{M}^{\bar{M}}} \rho \left(\mathbf{E}^{(n)}(\mathbf{v}_1) \mathbf{E}^{(n)}(\mathbf{v}_2) \cdots \mathbf{E}^{(n)}(\mathbf{v}_L) \right)^{\frac{1}{L}},$$

where $\mathbf{E}^{(n)}(\mathbf{v})$ is a $\bar{M}^{(n)} \times \bar{M}^{(n)}$ matrix defined as

$$[\mathbf{E}^{(n)}(\mathbf{v})]_{i,j} \triangleq p_{i,j}^{(n)} \mathbb{1}(\mathbf{h}_j^{(n)} \notin \tilde{\mathcal{S}}_{v_i}^{(n)}).$$

To derive the necessary condition, we consider the policy that only sensor n^* , where $n^* = \arg \max_{n \in \mathcal{N}} (\rho_{\max}^{(n)})^2 \lambda_\infty^{(n)}$, is scheduled for transmission, while the packets of the other sensors are not scheduled and are assumed to be perfectly known by the remote estimator. To derive the sufficiency condition, we consider the persistent scheduling policy in Section III-C1 that schedules sensor 1's packet until it is successful and then sensor 2 and so on. We obtain the following result:

Theorem 5. *Consider the remote estimator described above under Assumptions 1, 2 and 5. A necessary stability condition is*

$$\max_{n \in \mathcal{N}} (\rho(\mathbf{A}_n))^2 \lambda_\infty^{(n)} < 1.$$

A sufficient stability condition is

$$\rho_{\max}^2 \max_{n \in \mathcal{N}} \lambda_\infty^{(n)} < 1.$$

Remark 7. *For the special case that $\rho(\mathbf{A}_1) = \cdots = \rho(\mathbf{A}_N)$, the necessary condition equals the sufficient condition. Unlike the other extension scenarios, the necessary and sufficient stability condition is not derived in the multi-wireless-sensor scenario. This is mainly because the divergence in different sensor channels introduces additional dimensions in scheduling policy design and cost function analysis. We will tackle the challenge in our future work by constructing new policies that achieve a tighter gap between the necessity and sufficiency.*

V. CONCLUSIONS

We have tackled the open problem: what is the fundamental requirement on the multi-sensor-multi-channel system to guarantee the existence of a sensor scheduling policy that can stabilize remote estimation? To solve the problem, we have proposed novel policy construction methods, and have developed an estimation-cycle based analytical approach. We have derived a necessary and sufficient stability condition in terms of the LTI system parameters and the channel statistics. Numerical results have shown that the condition is more effective than existing sufficient conditions available in the literature. Scheduling policies with stability guarantees have been derived as well. We have further extended the stability analysis framework to some other remote estimator architectures with different network setups and obtained necessary and sufficient stability conditions also for these systems. For future work, we will consider stability analysis of a multi-control-loop system over shared wireless channels.

APPENDIX

A. Proof of Lemma 4

Due to the periodicity of the Markov channel states, given any current channel state, there exists a constant $(L - 1)$ such that it can reach any channel state in the $(L - 1)$ th time slots with non-zero probabilities [30], i.e.,

$$[\mathbf{L}_m \mathbf{M}^{L-1}]_{m,m'} > 0, \forall m, m' \in \bar{\mathcal{M}}. \quad (40)$$

Given a current channel state \mathbf{h}_m and a sequence of channel selection vectors $\{\mathbf{v}_1, \mathbf{v}_2, \dots, \mathbf{v}_L\}$ for the next L transmissions, if there is a non-zero probability ξ_m that the transmissions can be successful within $(L - 1)$ time slots, we directly have

$$\max_{l=1, \dots, L-1} \vartheta(\mathbf{L}_m \mathbf{E}(\mathbf{v}_1) \mathbf{E}(\mathbf{v}_2) \cdots \tilde{\mathbf{E}}(\mathbf{v}_l)) > 0.$$

Otherwise, we have

$$\mathbf{L}_m \mathbf{E}(\mathbf{v}_1) \mathbf{E}(\mathbf{v}_2) \cdots \tilde{\mathbf{E}}(\mathbf{v}_l) = \mathbf{0}, \forall l = 1, \dots, L - 1.$$

Since $\mathbf{M} = \mathbf{E}(\mathbf{v}_l) + \tilde{\mathbf{E}}(\mathbf{v}_l), \forall l = 1, \dots, L - 1$, it is clear that

$$\mathbf{L}_m \mathbf{M}^{L-1} = \mathbf{L}_m \mathbf{E}(\mathbf{v}_1) \mathbf{E}(\mathbf{v}_2) \cdots \mathbf{E}(\mathbf{v}_L).$$

By using (40) and the fact that $\vartheta(\tilde{\mathbf{E}}(\mathbf{v}_L)) \neq \mathbf{0}$, we have $\vartheta(\mathbf{L}_m \mathbf{E}(\mathbf{v}_1) \mathbf{E}(\mathbf{v}_2) \cdots \mathbf{E}(\mathbf{v}_{L-1}) \tilde{\mathbf{E}}(\mathbf{v}_L)) > 0$. This completes the proof of Lemma 4.

B. Proof of Lemma 5

We define the optimal index i^* such that

$$i^* \triangleq \arg \max_{i \in \mathcal{N}} \rho(\mathbf{L}_i \mathbf{M}_1 \mathbf{M}_2 \cdots \mathbf{M}_L)$$

By using Gelfand corollaries [31], we have

$$\rho(\mathbf{L}_{i^*} \mathbf{M}_1 \mathbf{M}_2 \cdots \mathbf{M}_L) \leq \rho(\mathbf{L}_{i^*}) \rho(\mathbf{M}_1 \mathbf{M}_2 \cdots \mathbf{M}_L)$$

and thus

$$\begin{aligned} \liminf_{L \rightarrow \infty} \rho(\mathbf{L}_{i^*} \mathbf{M}_1 \mathbf{M}_2 \cdots \mathbf{M}_L)^{\frac{1}{L}} &\leq \liminf_{L \rightarrow \infty} \left(\rho(\mathbf{L}_{i^*}) \rho(\mathbf{M}_1 \mathbf{M}_2 \cdots \mathbf{M}_L) \right)^{\frac{1}{L}} \\ &= \liminf_{L \rightarrow \infty} \rho(\mathbf{M}_1 \mathbf{M}_2 \cdots \mathbf{M}_L)^{\frac{1}{L}}. \end{aligned} \quad (41)$$

From the definition of \mathbf{L}_i , it is clear that

$$\sum_{i=1}^N \mathbf{L}_i \mathbf{M}_1 \mathbf{M}_2 \cdots \mathbf{M}_L = \mathbf{M}_1 \mathbf{M}_2 \cdots \mathbf{M}_L.$$

From the matrix norm property that the spectral radius of a sum of matrices is no larger than the sum of the spectral radius of the individuals [31], we have

$$\begin{aligned} \rho(\mathbf{M}_1 \mathbf{M}_2 \cdots \mathbf{M}_L) &\leq \sum_{i=1}^N \rho(\mathbf{L}_i \mathbf{M}_1 \mathbf{M}_2 \cdots \mathbf{M}_L) \\ &\leq N \rho(\mathbf{L}_{i^*} \mathbf{M}_1 \mathbf{M}_2 \cdots \mathbf{M}_L), \end{aligned}$$

and thus

$$\liminf_{L \rightarrow \infty} \rho(\mathbf{M}_1 \mathbf{M}_2 \cdots \mathbf{M}_L)^{\frac{1}{L}} \leq \liminf_{L \rightarrow \infty} \rho(\mathbf{L}_{i^*} \mathbf{M}_1 \mathbf{M}_2 \cdots \mathbf{M}_L)^{\frac{1}{L}}. \quad (42)$$

Using the inequalities (41) and (42), this completes the proof of Lemma 5.

REFERENCES

- [1] J. Lee, B. Bagheri, and H.-A. Kao, "A cyber-physical systems architecture for industry 4.0-based manufacturing systems," *Manufacturing Letters*, vol. 3, pp. 18 – 23, 2015.
- [2] P. Park, S. Coleri Ergen, C. Fischione, C. Lu, and K. H. Johansson, "Wireless network design for control systems: A survey," *IEEE Commun. Surveys Tuts.*, vol. 20, no. 2, pp. 978–1013, Second Quarter 2018.
- [3] D. Tse and P. Viswanath, *Fundamentals of Wireless Communication*. Cambridge University Press, 2005.
- [4] P. Sadeghi, R. A. Kennedy, P. B. Rapajic, and R. Shams, "Finite-state Markov modeling of fading channels - a survey of principles and applications," *IEEE Signal Process. Mag.*, vol. 25, no. 5, pp. 57–80, Sep. 2008.
- [5] Q. Zhang and S. A. Kassam, "Finite-state Markov model for Rayleigh fading channels," *IEEE Trans. Commun.*, vol. 47, no. 11, pp. 1688–1692, 1999.

- [6] C. C. Tan and N. C. Beaulieu, "On first-order Markov modeling for the Rayleigh fading channel," *IEEE Trans. Commun.*, vol. 48, no. 12, pp. 2032–2040, 2000.
- [7] D. Hristu-Varsakelis, "Feedback control systems as users of a shared network: communication sequences that guarantee stability," in *Proc. IEEE CDC*, 2001, pp. 3631–3636.
- [8] H. Rehbinder and M. Sanfridson, "Scheduling of a limited communication channel for optimal control," in *Proc. IEEE CDC*, 2000, pp. 1011–1016.
- [9] L. Zhang and D. Hristu-Varsakelis, "Communication and control co-design for networked control systems," *Automatica*, vol. 42, no. 6, pp. 953–958, 2006.
- [10] G. C. Walsh, Hong Ye, and L. G. Bushnell, "Stability analysis of networked control systems," *IEEE Trans. Control Syst. Technol.*, vol. 10, no. 3, pp. 438–446, 2002.
- [11] T. Iwaki, J. Wu, Y. Wu, H. Sandberg, and K. H. Johansson, "Multi-hop sensor network scheduling for optimal remote estimation," *Automatica*, vol. 127, p. 109498, 2021.
- [12] A. Ahlen, J. Åkerberg, M. Eriksson, A. J. Isaksson, T. Iwaki, K. H. Johansson, S. Knorn, T. Lindh, and H. Sandberg, "Toward wireless control in industrial process automation: A case study at a paper mill," *IEEE Control Syst. Mag.*, vol. 39, no. 5, pp. 36–57, 2019.
- [13] L. Schenato, B. Sinopoli, M. Franceschetti, K. Poolla, and S. S. Sastry, "Foundations of control and estimation over lossy networks," *Proceedings of the IEEE*, vol. 95, no. 1, pp. 163–187, Jan 2007.
- [14] L. Schenato, "Optimal estimation in networked control systems subject to random delay and packet drop," *IEEE Trans. Autom. Control*, vol. 53, no. 5, pp. 1311–1317, Jun. 2008.
- [15] W. Liu, D. E. Quevedo, Y. Li, K. H. Johansson, and B. Vucetic, "Remote state estimation with smart sensors over Markov fading channels," *submitted to IEEE Trans. Autom. Control*, 2020.
- [16] K. Gatsis, M. Pajic, A. Ribeiro, and G. J. Pappas, "Opportunistic control over shared wireless channels," *IEEE Trans. Autom. Control*, vol. 60, no. 12, pp. 3140–3155, Dec. 2015.
- [17] M. Eisen, M. M. Rashid, K. Gatsis, D. Cavalcanti, N. Himayat, and A. Ribeiro, "Control aware radio resource allocation in low latency wireless control systems," *IEEE Internet Things J.*, vol. 6, no. 5, pp. 7878–7890, 2019.
- [18] A. S. Leong, S. Dey, and D. E. Quevedo, "Sensor scheduling in variance based event triggered estimation with packet drops," *IEEE Trans. Autom. Control*, vol. 62, no. 4, pp. 1880–1895, 2017.
- [19] S. Wu, X. Ren, S. Dey, and L. Shi, "Optimal scheduling of multiple sensors over shared channels with packet transmission constraint," *Automatica*, vol. 96, pp. 22 – 31, 2018. [Online]. Available: <http://www.sciencedirect.com/science/article/pii/S000510981830311X>
- [20] A. S. Leong, A. Ramaswamy, D. E. Quevedo, H. Karl, and L. Shi, "Deep reinforcement learning for wireless sensor scheduling in cyber-physical systems," *Automatica*, vol. 113, p. 108759, 2020. [Online]. Available: <http://www.sciencedirect.com/science/article/pii/S0005109819306223>
- [21] E. G. W. Peters, D. E. Quevedo, and M. Fu, "Controller and scheduler codesign for feedback control over IEEE 802.15.4 networks," *IEEE Trans. Control Syst. Technol.*, vol. 24, no. 6, pp. 2016–2030, 2016.
- [22] S. Wu, X. Ren, S. Dey, and L. Shi, "Optimal scheduling of multiple sensors over shared channels with packet transmission constraint," *Automatica*, vol. 96, pp. 22–31, 2018.
- [23] L. Shi and L. Xie, "Optimal sensor power scheduling for state estimation of Gauss-Markov systems over a packet-dropping network," *IEEE Trans. Signal Process.*, vol. 60, no. 5, pp. 2701–2705, May 2012.
- [24] C. Yang, J. Wu, W. Zhang, and L. Shi, "Schedule communication for decentralized state estimation," *IEEE Trans. Signal Process.*, vol. 61, no. 10, pp. 2525–2535, May 2013.
- [25] P. S. Maybeck, *Stochastic Models, Estimation, and Control*. Academic press, 1982, vol. 3.

- [26] S. Kaul, R. Yates, and M. Gruteser, “Real-time status: How often should one update?” in *Proc. IEEE INFOCOM*, Mar. 2012, pp. 2731–2735.
- [27] H. Minc, *Nonnegative Matrices*. Wiley, 1988.
- [28] R. B. Bapat, “Comparing the spectral radii of two nonnegative matrices,” *The American Mathematical Monthly*, vol. 96, no. 2, pp. 137–139, 1989.
- [29] A. R. Mesquita, J. P. Hespanha, and G. N. Nair, “Redundant data transmission in control/estimation over lossy networks,” *Automatica*, vol. 48, no. 8, pp. 1612–1620, 2012.
- [30] R. Durrett, *Probability: Theory and Examples*. Cambridge university press, 2019.
- [31] R. A. Horn and C. R. Johnson, *Matrix analysis*. Cambridge university press, 2012.



Wanchun Liu (M’18) received the B.S. and M.S.E. degrees in electronics and information engineering from Beihang University, Beijing, China, and Ph.D. from The Australian National University, Canberra, Australia. She is currently a Research Fellow at The University of Sydney. Her research interest lies in ultra-reliable low-latency communications and wireless networked control systems for industrial Internet of Things (IIoT). She was a recipient of the Chinese Government Award for Outstanding Students Abroad 2017. She is a co-chair of the Australian Communication Theory Webinar in 2020-2021, and a Guest Editor of the *IEEE Internet of Things Journal* Special Issue on “Advanced Communications, Control and Computing for Industrial Internet of Things” in 2021.



Daniel E. Quevedo (S’97–M’05–SM’14–F’21) received Ingeniero Civil Electrónico and M.Sc. degrees from Universidad Técnica Federico Santa María, Valparaíso, Chile, in 2000, and in 2005 the Ph.D. degree from the University of Newcastle, Australia. He is Professor of Cyberphysical Systems at the School of Electrical Engineering and Robotics, Queensland University of Technology (QUT), in Australia. Before joining QUT, he established and led the Chair in Automatic Control at Paderborn University, Germany. In 2003 he received the IEEE Conference on Decision and Control Best Student Paper Award and was also a finalist in 2002. He is co-recipient of the 2018 IEEE Transactions on Automatic Control George S. Axelby Outstanding Paper Award.


Prof. Quevedo currently serves as Associate Editor for *IEEE Control Systems* and in the Editorial Board of the *International Journal of Robust and Nonlinear Control*. From 2015–2018 he was Chair of the IEEE Control Systems Society *Technical Committee on Networks & Communication Systems*. His research interests are in networked control systems, control of power converters and cyberphysical systems security.



Karl Henrik Johansson (SM'08-F'13) is Professor at the School of Electrical Engineering and Computer Science, KTH Royal Institute of Technology, Sweden. He received MSc and PhD degrees from Lund University. He has held visiting positions at UC Berkeley, Caltech, NTU, HKUST Institute of Advanced Studies, and NTNU. His research interests are in networked control systems, cyber-physical systems, and applications in transportation, energy, and automation. He is a member of the Swedish Research Council's Scientific Council for Natural Sciences and Engineering Sciences. He has served on the IEEE Control Systems Society Board of Governors, the IFAC Executive Board, and is currently Vice-President of the European Control Association Council. He has received several best paper awards and other distinctions from IEEE, IFAC, and ACM. He has been awarded Distinguished Professor with the Swedish Research Council and Wallenberg Scholar with the Knut and Alice Wallenberg Foundation. He has received the Future Research Leader Award from the Swedish Foundation for Strategic Research and the triennial Young Author Prize from IFAC. He is Fellow of the IEEE and the Royal Swedish Academy of Engineering Sciences, and he is IEEE Control Systems Society Distinguished Lecturer.



Branka Vucetic (F'03) received the BSEE, MSEE and PhD degrees in 1972, 1978 and 1982, respectively, in Electrical Engineering, from The University of Belgrade, Belgrade. She is an ARC Laureate Fellow and Director of the Centre of Excellence for IoT and Telecommunications at the University of Sydney. Her current work is in the areas of wireless networks and Internet of Things. In the area of wireless networks, she explores ultra-reliable, low-latency techniques and transmission in millimetre wave frequency bands. In the area of the Internet of things, Vucetic works on providing wireless connectivity for mission critical applications. Branka Vucetic is a Fellow of IEEE, the Australian Academy of Science and the Australian Academy of Technological Sciences and Engineering.



Yonghui Li (M'04-SM'09-F'19) received his PhD degree in November 2002 from Beijing University of Aeronautics and Astronautics. From 1999 – 2003, he was affiliated with Linkair Communication Inc, where he held a position of project manager with responsibility for the design of physical layer solutions for the LAS-CDMA system. Since 2003, he has been with the Centre of Excellence in Telecommunications, the University of Sydney, Australia. He is now a Professor in School of Electrical and Information Engineering, University of Sydney. He is the recipient of the Australian Queen Elizabeth II Fellowship in 2008 and the Australian Future Fellowship in 2012. His current research interests are in the area of wireless communications, with a particular focus on MIMO, millimeter wave communications, machine to machine communications, coding techniques and cooperative communications. He holds a number of patents granted and pending in these fields. He is now an editor for IEEE transactions on communications and IEEE transactions on vehicular technology. He also served as a guest editor for several special issues of IEEE journals, such as IEEE JSAC special issue on Millimeter Wave Communications. He received the best paper awards from IEEE International Conference on Communications (ICC) 2014, IEEE PIMRC 2017 and IEEE Wireless Days Conferences (WD) 2014.