

# A Preliminary Proposal for an Analytical Model for Evaluating the Impact on Performance of Data Access Patterns in Transaction Execution

Pierangelo Di Sanzo

## Abstract

We present a preliminary proposal for an analytical model for evaluating the impact on performance of data access patterns in concurrent transaction execution. We consider the case of concurrency control protocols that use locking to ensure isolation in the execution of transactions. We analyse scenarios where transactions access one or more sets of data items in the same order or in different order.

## 1 Introduction

Transactional systems, like database systems and transactional memory [1, 2], use Concurrency Control Protocols (CCPs) to ensure isolated execution of concurrent transactions. Various CCPs use locking as a basic mechanism to avoid conflicts when transactions access shared data items. Two-phase locking (2PL) [3] is a commonly adopted lock acquisition policy that guarantees serializability. In 2PL, locks are acquired and released in two phases. During the first phase, the *acquisition* phase, locks are incrementally acquired with no lock release. During the second phase, the *release* phase, locks are released and no lock are acquired.

We present a preliminary proposal of an analytical model for evaluating the impact on performance of transaction data access patterns for CCPs that use 2PL. In particular, we consider the Encounter Time Locking (ETL) acquisition strategy [4], i.e. locks are acquired during the transaction execution as soon as each data item is accessed, and are released at the end of

the transaction after it has been committed. In the case of lock conflict, the transaction is aborted, all locks are released and the transaction is restarted. We note that, due to abort on lock conflict, deadlock can not occur. We consider different kinds of data access patterns where transactions access one or more sets of data items in the same order or in different order, and we propose a modelling approach for quantify the effects of locking on performance.

## 2 Analysed data access patterns

We consider two different scenarios. In the first one, that we identify as **Scenario 1**, we consider transactions that access different data tables. We analyse the case in which transactions access data tables according to different orders, and the case in which transactions access data tables according to the same order. Specifically, in the first case, that we identify as **Case 1.1**, we consider that a subset of the concurrent threads of the application execute transactions that access data tables in the same order, and another subset of threads execute transactions that access data tables in the inverse order. For example, each transaction executed by the first set of threads accesses data table *A* and then access data table *B*, while each transaction executed by the second set of threads accesses data table *B* and then accesses data table *A*. As for the second case, that we identify as **Case 1.2**, all threads execute transactions that access data tables according to the same order. For example, each transaction accesses data table *A* and then data table *B*. In the second scenario, that we identify as **Scenario 2**, we consider the following two cases. In the first case, **Case 2.1**, all transactions access data items in single table in a random way. For example, if there are 10 data items in the table and all transactions access 3 data items, a transaction could access in sequence the data items 7, 1, 4 and another transaction could access in sequence the data items 10, 2, 7. In the second case, **Case 2.2**, all transactions access data items in the data table according to the same ordering rule. For example, in this case the previous sequences of data items accessed by transactions would be 1, 4, 7 and 2, 7, 10, respectively.

We analysed the above-mentioned scenarios with real transactional systems that use 2PL. We observed that, both in the case of transactions accessing different data tables and in the case of transaction accessing data items in a single data table, the average transaction execution time decreases by ordering data accesses according to the same order rule. Thus, to investigate

this phenomenon from the perspective of the impact of locking, we built an analytical model that captures the effects on the transaction execution time due to the concurrency control protocol depending on the order of accesses to data table and data items. The analytical model we propose is useful to study the phenomena excluding the effects due to shared hardware, like possible effects due to cache memory, or to asymmetric memory accesses in NUMA architectures. In this way, it is possible to isolate and quantify the effect of the concurrency control protocol.

### 3 The Analytical model

The approach that we use to build the analytical model is based on the methodology presented in some previous studies on concurrence control protocols in transactional systems, in particular databases [5, 6] and transactional memories [7, 8]. In the cited articles, the methodology has been validated using various kind of workloads, and has been demonstrated to be effective for modelling various kind of concurrency control protocols. In this article, we use the same methodology, and we extend the model for capturing the effects of transaction data access patterns with the ETL acquisition policy.

#### 3.1 System model and transaction execution model

We consider a system with  $m$  concurrent threads which execute transactions. A transaction can execute transactional operations and code blocks composed of an arbitrary number of (non transactional) instructions. Each transactional operation accesses a data item in a set of  $d$  shared data items. Upon each transactional operation, the transaction tries to acquire a lock on the accessed data item. In the case of conflict with a lock already acquired by another transaction on the same data item, the transaction is aborted and restarts. If no conflicts occur along the execution of all transactional operations, the transaction commits and releases all locks.

We use a DTMC to model the execution of a transaction with  $n$  transactional operations alternated by code blocks. In Figure 2, we show an example of DTMC for a transaction with 2 transactional operations. The transaction starts with a begin state, denoted as  $B$ , then executes a code block in state  $C1$ . Then it executes the first transactional operation in state  $O_1$ . In the case

of conflict upon the transactional operation, the transaction gets aborted and restarts from state  $B$ .  $P_1$  represents the conflict probability. In the case no conflict occurs, it executes the subsequent code block in state  $C_2$ . Then it executes the second transactional operation in state  $O_2$ . Again, in the case of conflict it gets aborted and restarts from state  $B$ . The conflict probability is denoted as  $P_2$ . Otherwise, it executes the last code block in state  $C_3$  and then commits in state  $C$ .

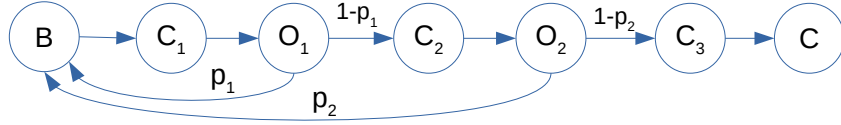


Figure 1: A representation of DTMC with 2 transactional operations.

The above described model is general and can represent transactions with arbitrary sequences of transactional operations and code blocks with arbitrary duration. However, to the aim of our study, it can be further simplified without loss of generality. Indeed, the CTMC is composed of a single absorbing state  $C$ , and all the others are transient states. Since we are interested in the evaluation of the average number of visits at each state before the transaction commits, we note that some transient states receive the same number of visits as their successors. Thus, they can be incorporated in them. Specifically,  $B$  and  $C_1$  can be incorporated within the subsequent state  $O_1$ , all states  $C_i$  with  $1 < i < n$ , can be incorporated within each subsequent state  $O_i$ , and state  $C_n$  can be incorporated in state  $C$ . The new DTMC for a transactions with 2 transactional operations is shown in Figure 2.

In this new transaction model, we assume that  $T$  is the vector, with size  $n$ , of the residence times in states  $O_i$ , with  $1 \leq i \leq n$ , and  $t_C$  is the residence time in state  $C$ .

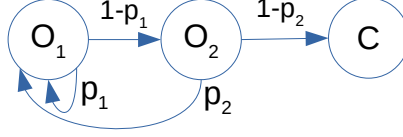


Figure 2: DTMC with 2 transactional operations.

### 3.2 Average number of visits at each state

The transition matrix of the DTMC of a transaction with  $n = 2$  is the following:

$$P = \begin{pmatrix} p_1 & 1-p_1 & 0 \\ p_2 & 0 & 1-p_2 \\ 0 & 0 & 1 \end{pmatrix}. \quad (1)$$

Denoting with  $Q$  the transition matrix among the transient states, which in our case corresponds to the matrix composed of the first 2 rows and columns of  $P$ , we have

$$Q = \begin{pmatrix} p_1 & 1-p_1 \\ p_2 & 0 \end{pmatrix}, \quad (2)$$

Thus, the fundamental matrix is

$$N = (I - Q)^{-1} = \begin{pmatrix} \frac{1}{(p_1-1)(p_2-1)} & -\frac{1}{p_2-1} \\ \frac{p_2}{(p_1-1)(p_2-1)} & -\frac{1}{p_2-1} \end{pmatrix}. \quad (3)$$

We remark that the element  $N_{i,j}$  represents the average number of visits to state  $j$  before absorption when the initial state is  $i$ . Since the initial state of a transaction execution is always  $O_1$ , then the average number of visits to each state is expressed by the first row of  $N$ , that we denote as  $N_1$ . Thus we have:

$$N_1 = \left( \frac{1}{(p_1-1)(p_2-1)}, -\frac{1}{p_2-1} \right). \quad (4)$$

Now we consider the DTMC of a transaction with  $n = 3$ , which we show in Figure 3.

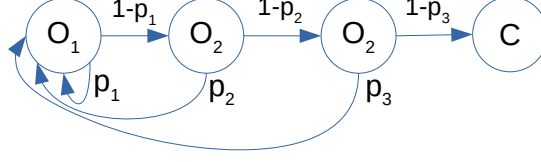


Figure 3: DTMC with 3 transactional operations.

In this case we have:

$$P = \begin{pmatrix} p_1 & 1-p_1 & 0 & 0 \\ p_2 & 0 & 1-p_2 & 0 \\ p_3 & 0 & 0 & 1-p_3 \\ 0 & 0 & 0 & 1 \end{pmatrix}, \quad (5)$$

,  
and

$$Q = \begin{pmatrix} p_1 & 1-p_1 & 0 \\ p_2 & 0 & 1-p_2 \\ p_3 & 0 & 0 \end{pmatrix}. \quad (6)$$

Thus, we again calculate  $N_1$ , achieving

$$N_1 = \left( -\frac{1}{((p_1-1)(p_2-1)(p_3-1))}, \frac{1}{(p_2-1)(p_3-1)}, -\frac{1}{p_3-1} \right). \quad (7)$$

Considering the DTMC of a transaction with  $n = 4$ , we have

$$P = \begin{pmatrix} p_1 & 1-p_1 & 0 & 0 & 0 \\ p_2 & 0 & 1-p_2 & 0 & 0 \\ p_3 & 0 & 0 & 1-p_3 & 0 \\ p_4 & 0 & 0 & 0 & 1-p_4 \\ 0 & 0 & 0 & 0 & 1 \end{pmatrix}, \quad (8)$$

and

$$Q = \begin{pmatrix} p_1 & 1-p_1 & 0 & 0 \\ p_2 & 0 & 1-p_2 & 0 \\ p_3 & 0 & 0 & 1-p_3 \\ p_4 & 0 & 0 & 0 \end{pmatrix}. \quad (9)$$

Finally,

$$N_1 = \left( \frac{1}{(p_1-1)(p_2-1)(p_3-1)(p_4-1)}, -\frac{1}{(p_2-1)(p_3-1)(p_4-1)}, \frac{1}{(p_3-1)(p_4-1)}, -\frac{1}{p_4-1} \right). \quad (10)$$

Thus, we can continue to calculate  $N_1$  while increasing  $n$ . However, by observing equations 4, 7 and 10, we can intuitively build the expression of  $N_1$  for a transaction with an arbitrary  $n$ . Specifically, we have:

$$N_1 = \left( (-1)^n \frac{1}{\prod_{k=1}^n (p_k-1)}, (-1)^{n-1} \frac{1}{\prod_{k=2}^n (p_k-1)}, \dots, (-1)^2 \frac{1}{\prod_{k=n-1}^n (p_k-1)}, (-1) \frac{1}{p_n-1} \right). \quad (11)$$

Finally, denoting with  $N_{1,i}$  the  $i$ -th element of  $N_1$  (we remark that it represents the average number of visits to state  $i$  when the initial state is  $O_1$ ), we have:

$$N_{1,i} = (-1)^{n-(i-1)} \frac{1}{\prod_{k=i}^n (p_k-1)}. \quad (12)$$

By using the vector  $T$  and  $t_C$ , the average total transaction execution time  $R$  can be calculated as follow:

$$R = N_1 \cdot T + t_C. \quad (13)$$

### 3.3 Lock holding times

We note that a transaction, due to aborts and restarts, can acquire and release a lock on the same data item more than one time. Thus, the total time it keeps locked a data item is given by the sum of the durations of all locks acquired on the data item. Consequently, the average time a transaction keeps locked a data item written at the operation  $O_i$  can be estimated as the total time that the transaction spends in all states  $O_j$  with  $j > i$ , plus the time it spends in state  $C$ . Accordingly, we have:

$$l_i = \sum_{k=i+1}^n N_{1,k} \cdot T_k + t_C. \quad (14)$$

### 3.4 Lock conflict probability

We note that the time  $l_i$  during which a transaction keeps locked a data item is a fraction of the total transaction execution time. Then, denoting with  $f_i$  the average value of this fraction of time, we have:

$$f_i = \frac{l_i}{R}. \quad (15)$$

Now, we assume that that lock request arrival times of each transaction are independent from lock request arrival times of the other concurrent transactions. Thus, if a transaction  $a$  executes a transactional operation on a data item  $x$  at operation  $O_i$ ,  $f_i$  can be considered as the probability that a lock request by another concurrent transaction  $b$  on the data item  $x$  conflicts with the lock held by transaction  $a$ .

Since in the system there are  $m$  concurrent threads executing transactions, when transaction executes a transactional operation on the data item  $x$  the probability that no conflict occurs with the other  $m - 1$  concurrent transactions is equal to the probability that none of the other  $m - 1$  concurrent transactions is holding a lock on  $x$ . Thus, the conflict probability can be estimated as the sum of the times the other  $m - 1$  concurrent transactions keep locked  $x$  divided the average execution times of transactions.

### 3.5 Transaction data access patterns

Now we extend the model to capture the effects of transaction data access patterns of Scenario 1 and Scenario 2 described in section 2.

- **Scenario 1.** To model the transactional data access patterns of Scenario 1, we partition the set of  $d$  data items in  $n$  data subsets, each one with size  $s = d/n$ . These subsets represent the different data tables.

**Case 1.1.** We assume that a subset of threads execute transactions which access data subsets in the same order. Specifically, the first transactional operation accesses a random data item in first data subset 1, the second transactional operation accesses a random data item in the data subset 2, and so on. The remaining threads execute transactions which access data subsets in the inverse order, i.e. the first transactional operation accesses a random data item in the data subset  $n$ , the second transactional operation accesses a random data item in the data



subset  $n - 1$ , and so on. The sizes of the two subsets of threads are denoted with  $m'$  and  $m''$ , respectively, having  $m' + m'' = m$ . We note that a transactional operation accesses a given data item within each data subset with probability  $1/s$ .

**Case 1.2.** In this case, we assume that all threads execute transactions which access the different data subsets in the same order. Specifically, the first transactional operation accesses a random data item in the data subset 1, the second transactional operation accesses a random data item in the data subset 2, and so on. Also in this case, a transactional operation accesses a given data item within each data subset with probability  $1/s$ .

- **Scenario 2.** To model the transactional data access patterns of Scenario 2, we consider as follows.

**Case 2.1.** We assume that all threads execute transactions where all transactional operations access a random data item in the whole set of  $m$  data items. Hence, a transactional operation accesses a given data item within each data subset with probability  $1/m$ .

**Case 2.2.** We assume that all threads execute transactions that access randomly selected data items in the whole set of  $m$  data items, but data items are ordered in ascending way before the transaction execution.

For simplicity, we start from modelling Case 1.2. When a transaction accesses a data item at the transactional operation  $O_i$ , it accesses a random data item in the  $i$ -th subset. Further, we know that all data items in the  $i$ -th subset are accessed by all the other  $m - 1$  concurrent transactions at the transactional operation  $O_i$ . Consequently, all the other  $m - 1$  concurrent transactions access  $x$  with probability  $1/s$ , and the average fraction of time they keep locked  $x$  is  $f_i$ . Thus, based on our discussion at the end of Section 3.4, the lock conflict probability  $p_i$  can be calculated as follows:

$$p_i = \frac{1}{s}(m - 1)f_i. \quad (16)$$

Now we consider Case 1.1, transactions executed by threads of the first subset execute the same data access pattern as in the first scenario. Accordingly, when a transaction that accesses a data item at the transactional operation

$O_i$  the probability to conflict with one of the other  $m' - 1$  concurrent transactions executed by the first subset of threads, that we denote with  $p'_i$ , can be calculated as:

$$p'_i = \frac{1}{s} (m' - 1) f_i. \quad (17)$$

A transaction executed by a thread of the first subset can also conflict with transactions executed by threads of the second subset. Accordingly, when the transaction accesses a data item at the transactional operation  $O_i$ , the probability to conflict with one of the other  $m''$  concurrent transactions executed by the second subset of threads, that we denote with  $p''_i$ , can be calculated as:

$$p''_i = \frac{1}{s} m'' f_{n-i+1}. \quad (18)$$

Thus, the overall conflict probability when a transaction accesses a data item at the transactional operation  $O_i$  is:

$$p_i = p'_i + p''_i. \quad (19)$$

Now we consider Case 2.1. When a transaction accesses a data item at the transactional operation  $O_i$ , it accesses a random data item in the whole sub of  $d$  data items. Since also all the other  $m - 1$  transactions access a random data item at each transactional operation, then the average fraction  $f^{avg}$  of time a transaction keeps locked a data item is equal to:

$$f^{avg} = \sum_{k=1}^n \frac{f_k}{n}. \quad (20)$$

Thus, considering that all the other  $m - 1$  transactions execute  $n$  transactional operations that access random data items, the lock conflict probability  $p_i$  can be calculated as follows:

$$p_i = \frac{n}{d} \cdot f^{avg} \cdot (m - 1). \quad (21)$$

Finally, we consider Case 2.2. All transaction data access patterns in this case include  $n$  data items randomly extracted from the set of  $d$  data items, and then they are ordered in ascending way. Thus, we need to calculate for each transactional operation  $O_i$ , the probability that will be accessed each

specific data items, i.e the probability  $P_{i,x}$  that at operation  $O_i$  a data item  $x$  will be accessed. For simplicity, we consider that  $x$  is the ordinal number of the data item. Thus, it is possible to show that (a proof is provided in the appendix of this article):

$$P_{i,x} = \frac{\binom{x-1}{i-1} \cdot \binom{d-x}{n-i}}{\binom{d}{n}}. \quad (22)$$

Consequently, the lock conflict probability  $p_i$  can be calculated on basis of the probability to access the different data items at each transactional operation  $O_i$ . Specifically, assuming that a transaction accesses data item  $x$  at transactional operation  $O_i$ , a conflict can occur with a concurrent transaction if the concurrent transaction accesses data item  $x$  at one of its  $n$  transactional operations. We note that the fraction of time the concurrent transaction keeps locked a data item changes depending on the transactional operation it is accessed. Thus, the average fraction of time can be calculated as follow:

$$f_x^{avg} = \sum_{k=1}^n P_{k,x} \cdot f_k. \quad (23)$$

Finally, the conflict probability  $p_i$  can be estimated as follow:

$$p_i = \sum_{x=1}^d (P_{i,x} \cdot f_x^{avg}) \cdot (m-1). \quad (24)$$

### 3.6 Solving the analytical model

The Analytical model can be solved using an iterative approach. Initially, values to variables  $m$ ,  $d$ ,  $n$ ,  $t_C$ , to the vector  $T$  and to  $m'$  and  $m''$  have to be assigned ( $m'$  and  $m''$  are required only for Case 1.2). Then, we can assign the initial value 0 to all conflict probability, i.e.  $p_i = 0$ , with  $1 \leq i \leq n$ , and to  $R$ . Thus, for each iteration the following sequence of equations have to be solved:

- Equations 12, 13, 14, 15, and then
- Equations 16 (only for Case 1.1), otherwise
- Equations 17, 18 and 19 (only for Case 1.2), otherwise

- Equations 20 and 21 (only for Case 2.1), otherwise
- Equations 22, 23 and 24 (only for Case 2.2).

At the end of each iteration, the calculated value of  $R$  can be compared with the value of  $R$  calculated during the previous iteration. If the absolute difference is less than an arbitrary value  $\epsilon$ , the iterations can stop. We note that  $\epsilon$  expresses the precision that we expect in the evaluation of  $R$ . For example, if we use milliseconds as a time unit, and we set  $\epsilon = 0.001$ , the expected error on  $R$  is at most  $2 \cdot 0.001 = 0.002$  milliseconds.

## References

- [1] Alexander Thomasian. Concurrency control: Methods, performance, and analysis. *ACM Comput. Surv.*, 30(1):70–119, March 1998.
- [2] Tim Harris, James Larus, and Ravi Rajwar. *Transactional Memory, 2nd Edition*. Morgan and Claypool Publishers, 2nd edition, 2010.
- [3] Georg Lausen. *Two-Phase Locking*, pages 3214–3218. Springer US, Boston, MA, 2009.
- [4] Pascal Felber, Christof Fetzer, and Torvald Riegel. Dynamic performance tuning of word-based software transactional memory. In *Proceedings of the 13th ACM SIGPLAN Symposium on Principles and Practice of Parallel Programming*, PPOPP ’08, page 237–246, New York, NY, USA, 2008. Association for Computing Machinery.
- [5] Pierangelo di Sanzo, Bruno Ciciani, Francesco Quaglia, and Paolo Romano. A performance model of multi-version concurrency control. In Ethan L. Miller and Carey L. Williamson, editors, *MASCOTS*, pages 41–50. IEEE Computer Society, 2009.
- [6] Pierangelo Di Sanzo, Roberto Palmieri, Bruno Ciciani, Francesco Quaglia, and Paolo Romano. Analytical modeling of lock-based concurrency control with arbitrary transaction data access patterns. In *Proceedings of the first joint WOSP/SIPEW international conference on Performance engineering*, WOSP/SIPEW ’10, pages 69–78, New York, NY, USA, 2010. ACM.

- [7] Z. He and B. Hong. Modeling the run-time behavior of transactional memory. In *2010 IEEE International Symposium on Modeling, Analysis and Simulation of Computer and Telecommunication Systems*, pages 307–315, 2010.
- [8] Pierangelo Di Sanzo, Bruno Ciciani, Roberto Palmieri, Francesco Quaglia, and Paolo Romano. On the analytical modeling of concurrency control algorithms for software transactional memories: The case of commit-time-locking. *Perform. Eval.*, 69(5):187–205, May 2012.

# Appendix

In this appendix we report a justification of Equation 22.

*Note: we tried to find in literature a way for calculating the data item access distribution probabilities for the specific problem of Case 2.2, but we did not find a specific solution. Hence, we had to found a solution on our own. If the reader is aware of a suitable solution which has already been demonstrated, we ask to inform us if a document to cite exists, we will be pleased to replace our proof with the proper citation.*

Problem statement.

We assume that  $S$  is a set of  $n$  elements ordered according to a total order relation  $\preceq$  on  $S$ .  $k$  random elements are extracted from  $S$  and then are ordered according to  $\preceq$ . If  $P(x, i)$  is the probability that the  $x$ -th element of  $S$  appears in the  $i$ -th position of the set of the extracted elements, it can be calculated as follow:

$$P(x, i) = \frac{\binom{x-1}{i-1} \cdot \binom{n-x}{k-i}}{\binom{n}{k}} \quad (25)$$

Proof.

The possible subsets of  $k$  elements extracted from  $S$  are all the possible  $k$ -combinations of  $S$ . We have to evaluate the number of times an element  $x$  is ordered first among all the  $k$ -combinations according to  $\preceq$ , we denote with  $C$  the set of them. The cardinality of  $C$  can be calculated as:

$$|C| = \binom{n}{k} \quad (26)$$

Among the  $k$ -combinations of  $C$ , an item  $x$  can be found at position 1 in a subset  $C_{x,1}$  of  $k$ -combinations in which in the subsequent  $k - 1$  positions of position 1 there is a  $(k - 1)$ -combination of the other  $n - x$  items that are greater than  $x$ . Thus the cardinality of  $C_{x,1}$  is

$$|C_{x,1}| = \binom{n-x}{k-1} \quad (27)$$

Among the  $k$ -combinations of  $C$ , an item  $x$  can be found at position 2 in a subset  $C_{x,2}^p$  of  $k$ -combinations in which in position 1 there is a 1-combination

of the other  $x - 1$  items that are less than  $x$ , and, for each of these 1-combinations, in a subset  $C_{x,2}^s$  of  $k$ -combinations in which in the subsequent  $k - 2$  positions of position 2 there is a  $(k - 2)$ -combination of the other  $n - x$  items that are greater than  $x$ . Thus, since the cardinality of  $C_{x,2}^p$  is

$$|C_{x,2}^p| = \binom{x-1}{1} \quad (28)$$

and the cardinality of  $C_{x,2}^s$  is

$$|C_{x,2}^s| = \binom{n-x}{k-2} \quad (29)$$

then we have:

$$|C_{x,2}| = \binom{x-1}{1} \cdot \binom{n-x}{k-2} \quad (30)$$

Among the  $k$ -combinations of  $C$ , an item  $x$  can be found at position 3 in a subset  $C_{x,3}^p$  of  $k$ -combinations in which in positions 1 and 2 there is a 2-combination of the other  $x - 1$  items that are less than  $x$ , and, for each of these 2-combinations, in a subset  $C_{x,3}^s$  of 2-combinations in which in the subsequent  $k - 3$  positions of position 3 there is a  $(k - 3)$ -combination of the other  $n - x$  items that are greater than  $x$ . Thus, since the cardinality of  $C_{x,3}^p$  is

$$|C_{x,3}^p| = \binom{x-1}{2} \quad (31)$$

and the cardinality of  $C_{x,3}^s$  is

$$|C_{x,3}^s| = \binom{n-x}{k-3} \quad (32)$$

then we have:

$$|C_{x,3}| = \binom{x-1}{2} \cdot \binom{n-x}{k-3} \quad (33)$$

By incrementally applying this reasoning, we can conclude as follow. Among the  $k$ -combinations of  $C$ , an item  $x$  can be found at position  $i$  in a subset  $C_{x,i}^p$  of  $k$ -combinations in which in the  $i - 1$  previous positions position  $i$  there is a  $(x - i)$ -combination of the other  $x - 1$  items that are less than  $x$ , and, for each of these  $(x - i)$ -combinations, in a subset  $C_{x,i}^s$  of  $(x - 1)$ -combinations in which in the subsequent  $k - 3$  positions of position  $i$  there is

a  $(k-i)$ -combination of the other  $n-x$  items that are greater than  $x$ . Thus, since the cardinality of  $C_{x,i}^p$  is

$$|C_{x,i}^p| = \binom{x-1}{i-1} \quad (34)$$

and the cardinality of  $C_{x,i}^s$  is

$$|C_{x,i}^s| = \binom{n-x}{k-i} \quad (35)$$

then we have:

$$|C_{x,i}| = \binom{x-1}{i-1} \cdot \binom{n-x}{k-i} \quad (36)$$

Finally, we the discrete probability distribution function  $f_i(x)$  that, in a  $k$ -combination of the set  $C$ , the item  $x \in C$  appears at place  $i$ -th can be calculated by dividing  $|C_{x,i}|$  by  $|C|$ . Thus we have:

$$P(x, i) = \frac{\binom{x-1}{i-1} \cdot \binom{n-x}{k-i}}{\binom{n}{k}} \quad (37)$$