

Quantifying incentive (in)compatibility: a case study from sports

László Csató*

Institute for Computer Science and Control (SZTAKI)
Eötvös Loránd Research Network (ELKH)
Laboratory on Engineering and Management Intelligence
Research Group of Operations Research and Decision Systems

Corvinus University of Budapest (BCE)
Department of Operations Research and Actuarial Sciences

Budapest, Hungary

7th July 2022

In der Regel ist jeder geneigt, das Schlimme eher zu glauben als das Gute; jeder ist geneigt, das Schlimme etwas zu vergrößern, und die Gefährlichkeiten, welche auf diese Weise berichtet werden, ob sie gleich wie die Wellen des Meeres in sich selbst zusammensinken, kehren doch wie jene ohne sichtbare Veranlassung immer von neuem zurück.¹

(Carl von Clausewitz: *Vom Kriege*)

Abstract

Incentive compatibility is usually considered a binary concept in the academic literature. Our paper aims to present a method for quantifying the violation of strategy-proofness in the case of sports tournaments, in particular, through the example of the European Qualifiers for the 2022 FIFA World Cup. Even though that competition is known to be vulnerable to manipulation since certain teams might be interested in the success of other teams, the extent of the problem has remained unexplored until now. Based on computer simulations, the strategic behaviour of the contestants is found to have non-negligible sporting effects. While strategy-proofness cannot be guaranteed without fundamentally changing the tournament design, we can substantially mitigate this threat by adding a carefully chosen set of draw restrictions, which offers a justifiable and transparent solution to improve fairness. Sports governing bodies are encouraged to take our findings into account.

Keywords: assignment problem; FIFA World Cup; incentive compatibility; OR in sports; simulation

MSC class: 62F07, 68U20, 91B14

JEL classification number: C44, C63, Z20

* E-mail: laszlo.csato@sztaki.hu

¹ “As a general rule every one is more inclined to lend credence to the bad than the good. Every one is inclined to magnify the bad in some measure, and although the alarms which are thus propagated, like the waves of the sea, subside into themselves, still, like them, without any apparent cause they rise again.” (Source: Carl von Clausewitz: *On War*, Book 1, Chapter 6 [Information in War]. Translated by Colonel James John Graham, London, N. Trübner, 1873. <http://clausewitz.com/readings/OnWar1873/TOC.htm>)

1 Introduction

Tournaments are extensively used as a tool to elicit costly effort from economic agents. As recent theoretical results (Pauly, 2014; Vong, 2017; Dagaev and Sonin, 2018) show, sports tournaments are usually not immune to strategic manipulation by the players, although this is detrimental to the reputation of the organisers and threatens the profitability of the industry in the long run. Nonetheless, the trade-off between incentive compatibility and other desirable properties remains largely unexplored. A severe impediment is that incentive compatibility is traditionally regarded as a binary concept in the literature and no attempt has ever been made to quantify the level of its violation in sports.

The present paper aims to fill this research gap. However, it is close to impossible to devise a general abstract model for measuring the lack of strategy-proofness due to the huge variation of incentive schemes applied in the real world. Therefore, we focus on group-based qualification systems consisting of multiple tournaments, where some contestants might be interested in the success of other contestants. In particular, the European Qualifiers for the 2022 FIFA World Cup will be analysed as a case study.

The FIFA World Cup, contested by men’s national association football (henceforth football) teams, is one of the most widely viewed sporting events around the world: more than half of the global population watched the games of its 2018 edition, while the final between France and Croatia attracted an audience over one billion (FIFA, 2018a). The performance of national football teams has considerable effects on society, victories are associated with a higher level of trust in others and individuals of other ethnicities (Depetris-Chauvin et al., 2020).

The governing bodies of football try to help less glamorous national associations with various policies. In 2018, the Union of European Football Association (UEFA) has launched a biennial competition called UEFA Nations League in order to allow all nations to play competitively at their level. The new contest is linked with the qualification for the UEFA European Championships, as well as with the European Qualifiers for the FIFA World Cups, to provide an alternative way for the teams to participate in these prominent tournaments. To be more specific, a Nations League ranking is established at the end of each season, and the highest-ranked teams that do not manage to qualify in the “official” qualifiers advance to the play-offs for the remaining slots. Unfortunately, this format creates a powerful incentive to lose, which violates the basic principle of competitive sport (Szymanski, 2003), and strategy-proofness cannot be guaranteed without fundamentally changing the tournament design.

But UEFA should intend to avoid matches with misaligned incentives to the extent possible: since no team can prove that it played honestly, even the mere existence of such a situation endangers the integrity of the competition in the mind of spectators. On the other hand, the lack of an incentive compatible solution does not exclude the possibility that the relevance of the problem can be reduced by a well-devised mechanism. In fact, we uncover how adding an appropriate set of restrictions in the group stage draw is able to significantly improve fairness. The intuition behind the idea is straightforward: two teams assigned to different groups will not play any matches, thus one of them cannot attempt to *tank* (deliberately lose) against the other.

Our central contribution resides in quantifying the incentive compatibility of the European qualifiers for the 2022 FIFA World Cup. To that end, we will use Monte Carlo simulations, a standard approach in the comparison and evaluation of tournament designs. The methodology followed here is pretty general and might be applied to any tournament

format where the issue of perverse incentives emerges. The main challenge is posed by the correct identification of the games susceptible to strategic manipulation, which will turn out to be really complicated in this case. Furthermore, the current work shows first in the literature that draw constraints can be effectively used to reduce opportunities for collusion.

The paper is organised as follows. Section 2 gives a concise literature overview. The format of the European qualifiers for the 2022 FIFA World Cup is outlined in Section 3. The methodology of quantifying the threat of manipulation is detailed in Section 4. Section 5 reports the results. Finally, Section 6 concludes.

2 Related literature

Cheating in sports is an important topic of scientific research because this behaviour violates most ethical codes and can potentially undermine interest. [Preston and Szymanski \(2003\)](#) discuss different forms of cheating, including sabotage, doping, and match fixing. [Kendall and Lenten \(2017\)](#) present sports rules with unforeseen consequences, while [Breuer and Forrest \(2018\)](#) offer a wide coverage of the most serious manipulations in sports. [Andreff \(2019\)](#) overviews the economic aspects of criminal behaviour in sports.

There are also instructive case studies. According to [Duggan and Levitt \(2002\)](#), sumo wrestlers coordinated their fights when approaching eight victories towards the end of the season due to the sharp non-linearity in the payoff function. In football games where one team was in immediate danger of relegation to a lower division and the other team was not affected by the outcome, the former club achieved a desired result with a higher probability in more corrupt countries ([Elaad et al., 2018](#)). As recent regression results show, bookmakers and bettors believe that teams do not exert maximum effort to win once they have no chance of qualifying for international cups or being relegated ([Feddersen et al., 2021](#)).

Perhaps the most famous example of dual incentives is caused by the player draft in North American (and Australian) sports: the traditional set-up of reverse order promotes tanking once a team has been eliminated from the play-offs. [Taylor and Trogdon \(2002\)](#) examine three National Basketball Association (NBA) seasons to determine whether team performance responded to changes in the lottery system used for the draft order. Teams are found to be more likely to lose in the presence of incentives to lose. [Price et al. \(2010\)](#) reinforce these results on a larger dataset. While losing more games after elimination can merely be a consequence of lower motivation and disappointment, this is not the only explanation and a concrete strategy behind losing can be identified, at least in the National Hockey League (NHL) ([Fornwagner, 2019](#)). Several remedies have been proposed to adjust the draft allocation mechanism in order to mitigate the threat of tanking ([Gold, 2010](#); [Lenten, 2016](#); [Lenten et al., 2018](#); [Banchio and Munro, 2020](#); [Kazachkov and Vardi, 2020](#)).

[Pauly \(2014\)](#) proves an impossibility theorem to show that complex tournament systems consisting of two qualifying tournaments with disjoint sets of participants—such as the design of recent FIFA World Cups—give rise to manipulation. According to [Vong \(2017\)](#), the necessary and sufficient condition of strategy-proofness in multistage tournaments is strongly restrictive since only the top-ranked player can be allowed to qualify from each group. [Dagaev and Sonin \(2018\)](#) consider incentive compatibility in multiple tournaments with the same set of participants and noncumulative prizes when the sets of winners have a non-empty intersection. Their main theorem essentially reveals that the tournament

examined in the present paper can be manipulated. The ignorance of this theoretical result is responsible for the misaligned incentive schemes in the UEFA Champions League entry between the 2015/16 and the 2017/18 seasons (Csató, 2019b), as well as in the current Champions League knockout stage draw (Csató, 2020c). Csató (2020a) analyses the incentive compatibility of group-based qualification systems with a repechage to compare teams from different groups, where playing a draw can be optimal for both teams under certain circumstances (Csató, 2020d).

However, all of the previous works treat incentive (in)compatibility as a binary concept and do not undertake to quantify the threat of manipulation. Naturally, strategy-proofness is extensively discussed in other fields of research but we know only a few attempts to measure it. Altman and Tennenholtz (2006) evaluate the incentive compatibility of ranking systems. Bonkougou and Nesterov (2021) investigate the criterion of strategic accessibility for school choice mechanisms, that is, the number of schools wherein a student can get admission by manipulation.

On the other hand, it is a standard approach in scheduling to maximise the competitiveness of the matches played in the last round of round-robin tournaments (Chater et al., 2021; Guyon, 2020; Stronka, 2020). Similarly, Lasek et al. (2016) assess opportunities of advancing in the previous FIFA World Ranking table in terms of associated probabilities. While it may seem strange that quantifying the level of incentive incompatibility in sports has never been the subject of any scientific study, a possible explanation can be the complicated structure of conditions to be account for as we will see later.

Finally, since it will be recommended to add further draw constraints, our paper is strongly connected to studies on the group draw in sports tournaments, too. Guyon (2015) identifies several flaws in the draw of the 2014 FIFA World Cup, and provides a fair and evenly distributed method to create balanced and geographically diverse groups. Laliena and López (2019) and Cea et al. (2020) propose alternative policies to balance the difficulty levels of the groups in the FIFA World Cup. In the case of the UEFA Champions League knockout stage draw, the focus is on the fairness of the draw procedure that can be improved by relaxing the restrictions (Klößner and Becker, 2013; Boczoń and Wilson, 2018). However, this is the first work to consider how draw conditions can be used to achieve other desirable goals than the equal treatment of all teams.

3 The format of the European Qualifiers for the 2022 FIFA World Cup and its deficiency

The European section of the 2022 FIFA World Cup qualification is a football competition contested by the national teams of the 55 UEFA member associations to allocate the 13 slots of this confederation in the World Cup finals. The tournament consists of two phases. In the first group stage, the 55 countries are put into ten groups with five or six teams each to play in a home-away round-robin structure. The group winners qualify directly for the 2022 FIFA World Cup, while the runners-up advance to the second play-off stage. Here, the two highest-ranked group winners from the 2021/22 UEFA Nations League that finished outside the top two in their groups join them. These 12 teams are divided randomly into three play-off paths of four teams each, and the three path winners qualify for the World Cup finals.

According to the model of Dagaev and Sonin (2018), the above design is vulnerable to strategic manipulation: if the Nations League ranking is $A \succ B \succ C$ such that teams A

Table 1: The ranking of group winners in the 2021/22 UEFA Nations League

League	Group winner	Abbreviation	Rank	Place in the draw
A	France	FRA	1	Pot 1
	Belgium	BEL	2	Pot 1
	Italy	ITA	3	Pot 1
	Spain	ESP	4	Pot 1
B	Wales	WAL	17	Pot 2
	Austria	AUT	18	Pot 2
	Czech Republic	CZE	19	Pot 3
	Hungary	HUN	20	Pot 3
C	Slovenia	SVN	33	Pot 4
	Montenegro	MNE	34	Pot 4
	Albania	ALB	35	Pot 4
	Armenia	ARM	36	Pot 5
D	Gibraltar	GIB	49	Pot 6
	Faroe Islands	FRO	50	Pot 5

The last column shows the pot of the team in the draw of the European Qualifiers for the 2022 FIFA World Cup.

The first four spots are determined by the 2021 UEFA Nations League Finals to be played after the beginning of the qualifying tournament. These teams are ranked on the basis of their performance in 2020/21 UEFA Nations League A.

and C compete for the prize in the same round-robin group of the qualifiers, team B has to lose against team A in order to guarantee the qualification of team A ahead of team C because then team B could have a chance to fill the vacant slot in the play-offs. [Haugen and Krumer \(2021\)](#) identify such a situation in the UEFA Euro 2020 qualifying concerning Israel and Austria. [Csató \(2021c, Chapter 6.2\)](#) offers a theoretical study of this design to conclude that there is no obvious remedy if UEFA wants to reward performance in the Nations League.

Example 1. Group I in the European Qualifiers for the 2022 FIFA World Cup contains England, Poland, Hungary, Albania, Andorra, and San Marino. Consider the ranking of the 2020/21 UEFA Nations League group winners in Table 1, which was established on 18 November 2020, before the group draw of the qualifying tournament. Albania has not a high chance to reach the first two positions in Group I. However, it can still go to the play-offs if at least nine teams ranked higher than Albania in Table 1 obtain the first two spots in their groups. Consequently, a reasonable strategy for Albania would be to lose both group matches against Hungary in Group I, while exerting full effort against all other teams. This plan maximises the probability that Hungary finishes as the group winner or runner-up.

However, the problem is not so simple because the composition of other groups might prevent the advancing of Albania to the play-offs through the Nations League ranking. Group E contains three Nations League group winners ranked above Albania (Belgium, Wales, Czech Republic), thus one of them certainly occupies a slot in the play-offs ahead of Albania. Neither Slovenia, nor Montenegro was drawn into Group E but this was a possible scenario, in which case there would be a group with four Nations League group winners. Then no Nations League group winner ranked lower than these four teams—such

as Albania—has any chance to go to the play-offs in the alternative way, hence tanking makes no sense.

Dagaev and Sonin (2018, Proposition 2) implies that there exists no incentive compatible policy if the Nations League group winners should be favoured. Therefore, we aim to mitigate the danger of a strategic manipulation outlined in Example 1 to the extent possible.

4 Methodology

The threat of deliberate losing will be quantified via Monte Carlo simulations, a standard approach in the tournament design literature (Chater et al., 2021; Csató, 2019a, 2020b; Dagaev and Rudyak, 2019; Scarf et al., 2009). Our starting point is the group stage draw of the European Qualifiers for the 2022 FIFA World Cup when the ranking of the Nations League group winners (Table 1) is already known. The rules of the draw are as follows (UEFA, 2020).

The 55 teams are seeded into six pots based on the November 2020 FIFA World Ranking such that the best 10 teams are placed in Pot 1, the next 10 in Pot 2, and so on, until the five lowest-ranked countries are assigned to Pot 6. The teams are allocated to Groups A–E of five teams and Groups F–J of six teams. The countries are drawn sequentially from Pot 1 to Pot 6, and each team is allotted to the first available group in alphabetical order as indicated by the computer. Four types of draw constraints should be met to obtain an assignment “*that is fair for the participating teams, fulfils the expectations of commercial partners and ensures with a high degree of probability that the fixture can take place as scheduled*” (UEFA, 2020). Csató (2021a) provides a detailed analysis of the draw procedure.

Once the group allocation is determined, the games can be simulated. We use fixed winning probabilities, based exclusively on Elo ratings. Although there exist more developed prediction techniques (Baker and McHale, 2018; Corona et al., 2019; Ley et al., 2019), this relatively simple approach has been chosen because: (1) Elo rating is a good indicator of the real strength of national football teams (Gásquez and Royuela, 2016); (2) the decision-makers can better understand the main message; (3) our qualitative findings are unlikely to change in a more developed parametric model.

Take the match between teams i and j with the Elo ratings E_i and E_j , respectively. The probability that team i wins is

$$W_{ij} = \frac{1}{1 + 10^{-(E_i - E_j)/s}}, \quad (1)$$

where s is a scaling factor. A random number r is drawn uniformly between 0 and 1. Team i wins if $r < W_{ij}$, otherwise, team j wins. Draws are prohibited. The group ranking depends on the number of wins, all ties are broken randomly.

The final positions of the top four Nations League group winners turn out only after the group stage draw in the qualifiers, hence they are ranked according to the rule in other leagues, see Table 1. It might happen that at least 13 Nations League group winners finish as group winner or runner-up in the European Qualifiers for the 2022 FIFA World Cup. The official regulation (FIFA, 2020) does not discuss this possibility, therefore the remaining vacancies in the play-offs are filled through the 2020/21 UEFA Nations League overall ranking. These provisions are needed only to treat all possible cases and have at most marginal effect on the results.

The simulation is implemented with two different sets of Elo ratings. First, the official FIFA World Ranking follows this approach since August 2018. The scaling parameter in formula (1) is $s = 600$ (FIFA, 2018b). Recall that the teams are divided into pots on the basis of the November 2020 FIFA World Ranking. Second, there is a popular project World Football Elo Ratings, available at <http://www.eloratings.net/>. Here the scaling parameter is $s = 400$ and the rating of the home team is increased by 100. In contrast to the FIFA World Ranking, home and away games are distinguished, as well as the margin of victory is accounted for when the ratings are updated. Predictions from this Elo rating are more accurate than the previous FIFA ranking (Lasek et al., 2013; Gásquez and Royuela, 2016).

Table 2 presents the ratings of the 55 UEFA member associations according to both measures. The variance of the World Football Elo Ratings is substantially higher, especially in the view that its scaling parameter is smaller. For instance, the best team Belgium has a winning probability of 99.89% against the weakest San Marino even playing away, while this value is “only” 97.64% if the FIFA World Ranking is adopted. Besides the different principles of updating, a possible explanation can be the recent revision of the FIFA formula in the summer of 2018, which involved a smooth transition from the previous ranking; the moderated number of matches played since then has probably not allowed yet for the necessary adjustment.

In the *baseline* scenario, all teams are assumed to exert full effort in each game. However, Section 3 has already revealed that some countries may behave strategically. In order to quantify the *threat* of manipulation, team i is assumed to deliberately lose both of its matches against team j in contrast to the baseline scenario if all of the conditions below are satisfied:

- Team i is ranked between 3rd and 14th among the Nations League group winners;
- Team i has fewer wins than the runner-up of its group;
- Either the group winner or the runner-up in the group of team i is ranked lower than team i among the Nations League group winners;
- Teams i and j play in the same group;
- Team j is ranked higher than team i among the Nations League group winners;
- There exists no group with four Nations League group winners such that all of them are ranked higher than team i .

The last condition seems to describe an improbable situation but a group has a chance of 19.5% to contain four Nations League group winners. The *embarrassing* scenario is derived from the baseline by modifying the results of all matches according to the above procedure.

A simulation run consists of the following steps:

1. The groups of the European Qualifiers for the 2022 FIFA World Cup are drawn.
2. Baseline scenario: the qualification matches are played; group rankings are established; group winners, runners-up, and teams advancing to the play-offs through the Nations League are determined.

Table 2: Strengths of the teams in the European Qualifiers for the 2022 FIFA World Cup

Country	FIFA	Elo	Country	FIFA	Elo
Pot 1			Pot 2		
<i>Belgium</i>	1780	2111	Switzerland	1586	1871
<i>France</i>	1755	2092	<i>Wales</i>	1562	1829
England	1670	1962	Poland	1559	1813
Portugal	1662	2038	Sweden	1558	1821
<i>Spain</i>	1645	2050	<i>Austria</i>	1531	1786
<i>Italy</i>	1625	1998	Ukraine	1528	1833
Croatia	1617	1860	Serbia	1495	1789
Denmark	1614	1927	Turkey	1487	1753
Germany	1610	1956	Slovakia	1478	1664
Netherlands	1609	1994	Romania	1466	1666
Pot 3			Pot 4		
Russia	1461	1743	Bosnia and Herzegovina	1410	1634
<i>Hungary</i>	1460	1745	<i>Slovenia</i>	1379	1627
Republic of Ireland	1456	1658	<i>Montenegro</i>	1370	1531
<i>Czech Republic</i>	1456	1761	North Macedonia	1362	1570
Norway	1450	1763	<i>Albania</i>	1360	1556
Northern Ireland	1440	1586	Bulgaria	1350	1505
Iceland	1438	1633	Israel	1279	1592
Scotland	1436	1660	Belarus	1269	1496
Greece	1413	1627	Georgia	1267	1507
Finland	1411	1708	Luxembourg	1235	1363
Pot 5			Pot 6		
<i>Armenia</i>	1233	1523	Malta	951	1215
Cyprus	1224	1326	Moldova	950	1227
<i>Faroe Islands</i>	1183	1262	Liechtenstein	924	1115
Azerbaijan	1180	1383	<i>Gibraltar</i>	888	1095
Estonia	1180	1383	San Marino	810	830
Kosovo	1155	1491			
Kazakhstan	1142	1334			
Lithuania	1114	1370			
Latvia	1082	1261			
Andorra	1048	1035			

The countries are ranked on the basis of the November 2020 FIFA World Ranking, underlying the draw of the qualification tournament.

Group winners in the 2021/22 UEFA Nations League are written in *italics*, see Table 1.

The column FIFA shows the points according to the November 2020 FIFA World Ranking. Source: <https://www.fifa.com/fifa-world-ranking/ranking-table/men/rank/id13113/#UEFA>.

The column Elo shows the World Football Elo Ratings as of 26 November 2020 (the day of the FIFA World Ranking). Source: <https://www.international-football.net/elo-ratings-table?year=2020&month=11&day=26&confed=UEFA&prev-year=&prev-month=03&prev-day=20>.

- Embarrassing scenario: the outcomes of qualification matches are derived from the baseline scenario, assuming manipulation by some Nations League group

winners. Group rankings are established; group winners, runners-up, and teams advancing to the play-offs through the Nations League are determined.

This iteration is repeated 10 million times to get reliable expected values both for the probability of qualification and deliberate losing.

Team i might apply the suggested tanking strategy against team j even if both of their matches have been lost by team i in the baseline scenario. Since the results of these games do not change, we do not record the situation as *effective tanking*. Finally, recall that teams can qualify for the FIFA World Cup directly or through the play-offs. Since exactly one team advances from each of the three play-off paths with four teams each, the aggregated probability of qualification is estimated by the probability of winning a group plus one-fourth of the probability that the team goes to the play-offs.

5 Assessing and mitigating the problem of misaligned incentives

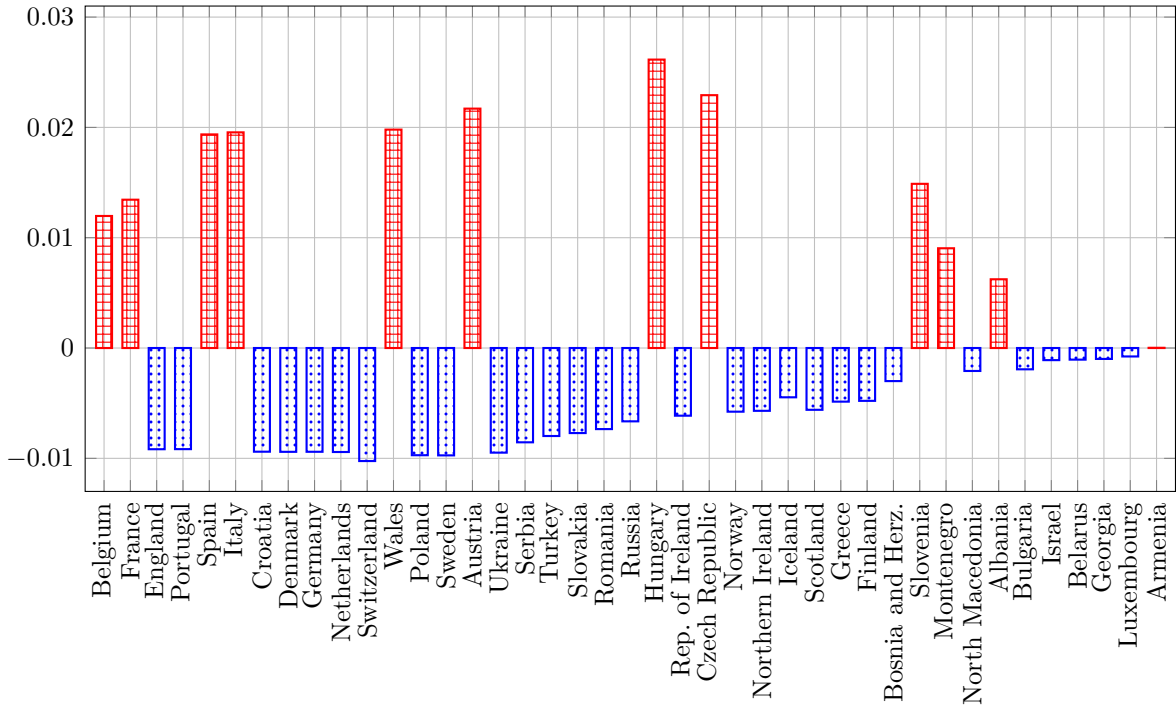
The first issue to be studied is how tanking by Nations League group winners affects the outcome of the European Qualifiers for the 2022 FIFA World Cup. Figure 1 uncovers that the probability of qualification changes by at most about 2 percentage points. At first glance, this seems to be a moderated impact but 1 percentage point is translated into at least 95 thousand US dollars in expected prize money (FIFA, 2017). The comparison of two countries, Ireland and the Czech Republic serves as a good illustration because they have the same number of points in the FIFA World Ranking (see Table 2). Consequently, both teams have the same chance to be a group-winner (13.3%) or runner-up (26.6%) in the baseline scenario when these strengths are used, which decreases to 12.8% and 25.9%, respectively, for Ireland, while they increase to 15.1% and 27.9% for the Czech Republic in the embarrassing scenario. Hence, accounting for strategic behaviour can lead to an advantage of almost 20% in the chance of winning a group. Only Nations League group winners benefit from manipulation, especially around the middle of their ranking, where the alternative way of advancing to the play-offs becomes the most powerful. The effects are lower if the abilities are measured by the World Football Elo Ratings, however, their distribution remains approximately the same.

Another interesting question concerns the pairs of teams for which effective tanking arises. Table 3 presents the simulated probabilities. They increase largely monotonically towards the bottom of the Nations League group winners ranking, except for the weak teams of Gibraltar and the Faroe Islands because they often lose both matches played against the strongest teams even without manipulation. In addition, it has a larger chance that four Nations League group winners are already in the same group for these countries when tanking does not make sense.

Even though the trouble is not found to be ubiquitous, it is not worth risking the occurrence of such a scandal if it can be avoided by slightly changing the *original tournament design*. For this purpose, we recommend adding further draw constraints: if Nations League group winners are not be assigned to the same group, they cannot manipulate the matches that are not played.

Naturally, it is impossible to prevent all instances of match-fixing since there are 14 Nations League group winners for 10 groups. According to our simulations, a promising policy is to avoid matches among nine teams, the group winners of Leagues B (Wales, Austria, Czech Republic, Hungary) and C (Slovenia, Montenegro, Albania, Armenia), as

Winning probabilities from FIFA World Ranking



Winning probabilities from World Football Elo Ratings

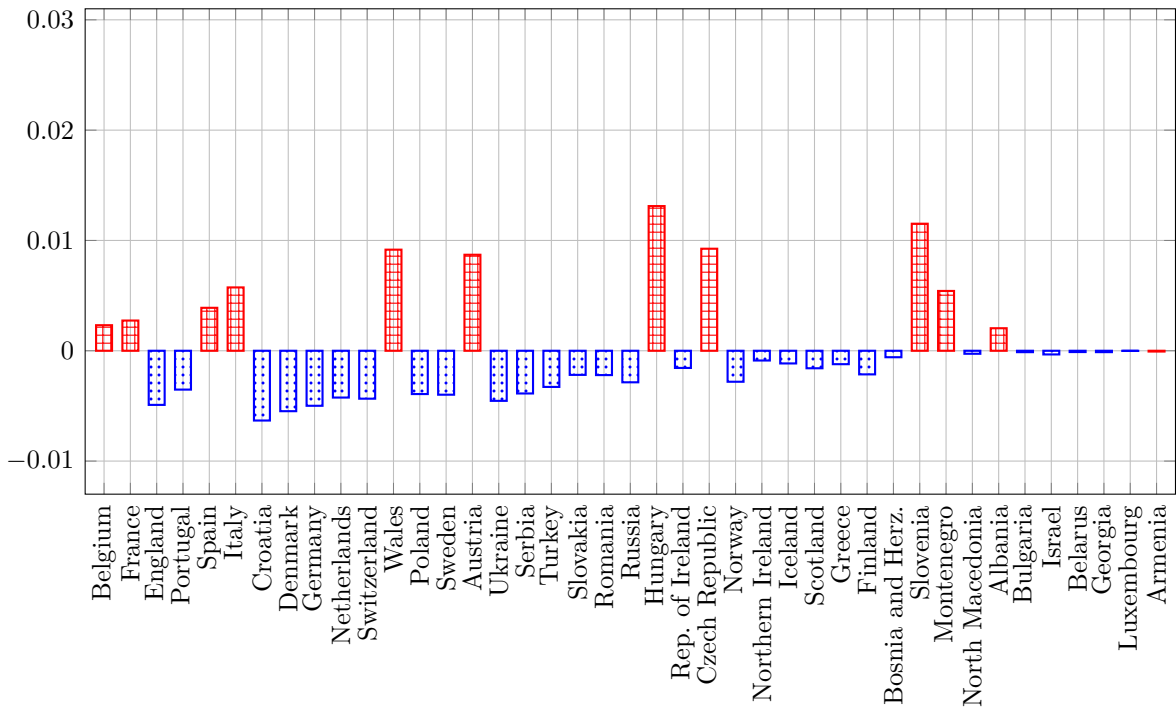


Figure 1: The effect of tanking: changes in the probability of qualification for the national teams, original tournament format

Note: Group winners in the 2020/21 UEFA Nations League are indicated by red bars with a red grid. Only the associations drawn from Pots 1–4 and Armenia are shown.

Table 3: The probability of effective tanking, original tournament design (in %)

	FRA	BEL	ITA	ESP	WAL	AUT	CZE	HUN	SVN	MNE	ALB	ARM	GIB	FRO
FRA	—	0	0	0	≈ 0	≈ 0	0.06	0.20	0.45	0.48	0.56	0.53	0	0.13
BEL	0	—	0	0	≈ 0	≈ 0	0.06	0.18	0.41	0.43	0.50	0.45	0	0.11
ITA	0	0	—	0	≈ 0	0.01	0.09	0.29	0.73	0.80	0.92	0.83	0	0.21
ESP	0	0	0	—	≈ 0	0.01	0.07	0.23	0.56	0.61	0.70	0.67	0	0.17
WAL	0.06	0.06	0.06	0.06	—	0	0.08	0.37	1.48	1.69	1.92	1.90	0.31	0.59
AUT	0.17	0.17	0.18	0.18	0	—	0.08	0.35	1.69	2.04	2.28	2.17	0.39	0.72
CZE	0.48	0.45	0.58	0.56	0.61	0.63	—	0	2.38	2.69	3.00	2.67	0.46	1.01
HUN	0.81	0.77	0.99	0.98	1.05	1.06	0	—	2.48	2.88	3.19	2.85	0.50	1.12
SVN	1.31	1.23	1.80	1.72	2.03	2.15	2.89	2.87	—	0	0	4.77	0.92	1.88
MNE	1.48	1.37	2.03	1.94	2.30	2.43	3.25	3.24	0	—	0	5.99	1.51	2.90
ALB	1.51	1.40	2.09	1.99	2.36	2.51	3.37	3.35	0	0	—	5.70	1.33	2.60
ARM	1.44	1.24	2.02	2.03	2.48	2.54	3.26	3.22	4.37	4.46	4.56	—	1.75	0
GIB	0	0	0	0	1.21	1.35	1.77	1.76	2.23	2.28	2.36	3.81	—	8.87
FRO	1.17	1.02	1.72	1.70	2.24	2.32	3.49	3.46	4.01	4.08	4.18	0	8.45	—

Values below (above) the diagonal show the ratios of simulation runs where the team ranked lower in the Nations League has tanked effectively against the other on the basis of the FIFA World Ranking (World Football Elo Ratings). Zeros indicate that the two teams could not play in the same group. ≈ 0 corresponds to a rare event. See Table 1 for country abbreviations.

well as the worst group winner of League A (Spain). This means $(9 \times 8)/2 = 36$ additional prohibited clashes, which substantially slows down the computer algorithm used in the draw. Therefore, the simulations with the *restricted tournament design* are carried out only 1 million times.

Figure 2 shows that the introduction of these constraints is able to reduce the opportunities for tanking. Any manipulation is prevented between the teams in Pots 2, 3, and 4, while this becomes more likely only for the three countries drawn from Pots 5 and 6 (Armenia, Gibraltar, Faroe Islands). However, these national teams have no reasonable chance to qualify, thus their strategic behaviour has only a small sporting effect.

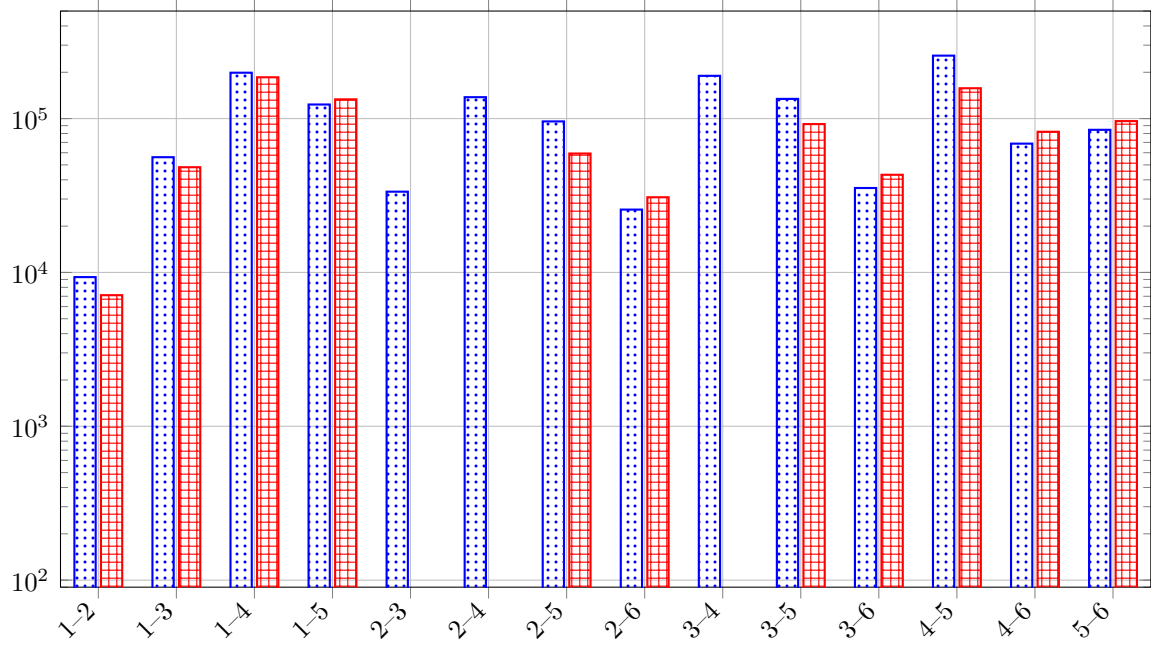
The virtues of the proposed restricted tournament design are reinforced by Figure 3, which conveys perhaps the most important finding of our paper. Even though certain Nations League group winners benefit from tanking in the novel format compared to the original design, the consequences of the embarrassing scenario become more mitigated for the majority of Nations League group winners and all other teams. To conclude, the restricted tournament design is robustly less susceptible to manipulation.

Finally, it should be investigated whether the new format does not distort the current chances of playing in the FIFA World Cup. Figure 4 reveals that there is not much reason to worry in this respect: the changes in the probability of qualification remain below one percentage point, hence, they are smaller than the impact of tanking, an “inherent feature” of the original format chosen by the UEFA. Furthermore, only Nations League group winners are preferred by the additional draw restrictions, which can be easily justified because the qualifying structure depends on results from the Nations League to a lesser degree than the UEFA Euro 2020 qualifying (Csató, 2021b).

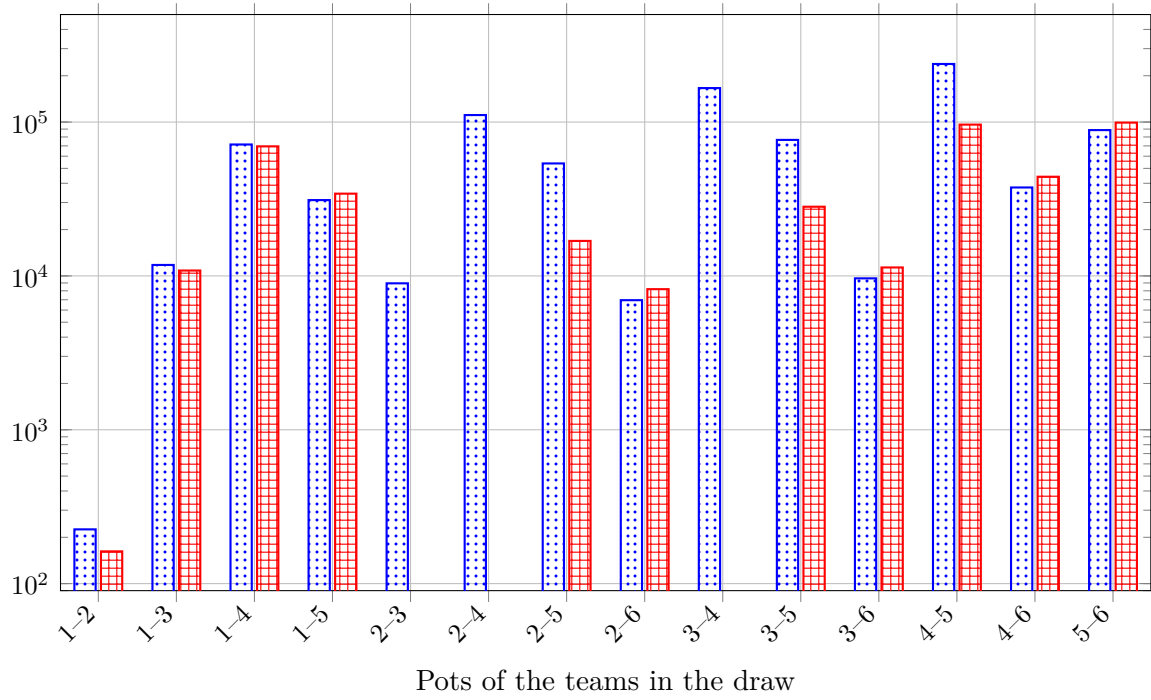
The advantages of the proposed solution can be summarised as follows:

- It reduces effective tanking opportunities by at least 34% (based on FIFA World Ranking) or even 53% (when match outcomes are determined by World Football Elo Ratings).
- It considerably mitigates the sporting effects of strategic behaviour, quantified by

Winning probabilities from FIFA World Ranking



Winning probabilities from World Football Elo Ratings



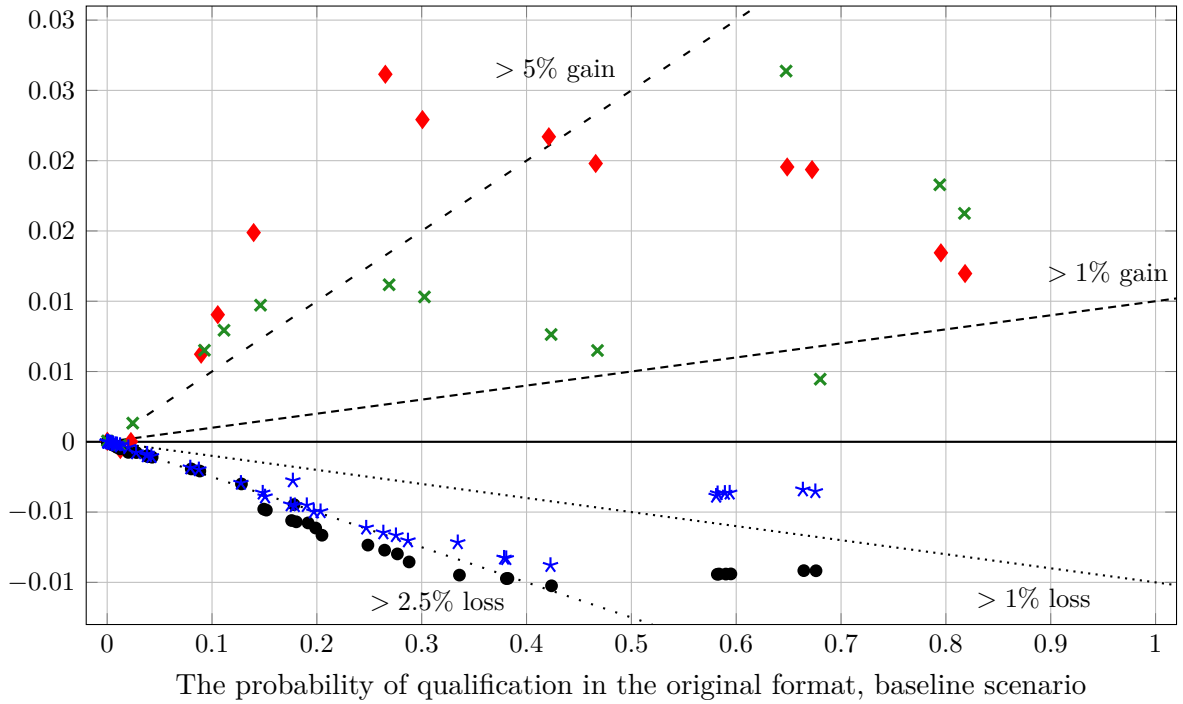
Original tournament design
 Restricted tournament design

Figure 2: The total number of clashes affected by deliberate losing

Note: Based on 1 million (10^6) simulation runs, logarithmic scale.

Nations League group winners in Pot 1 cannot play against Gibraltar, the only Nations League group winner drawn from Pot 6.

Winning probabilities from FIFA World Ranking



Winning probabilities from World Football Elo Ratings

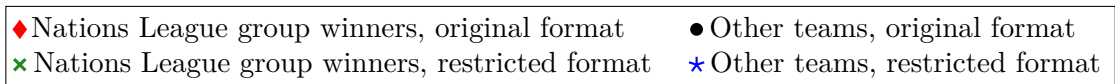
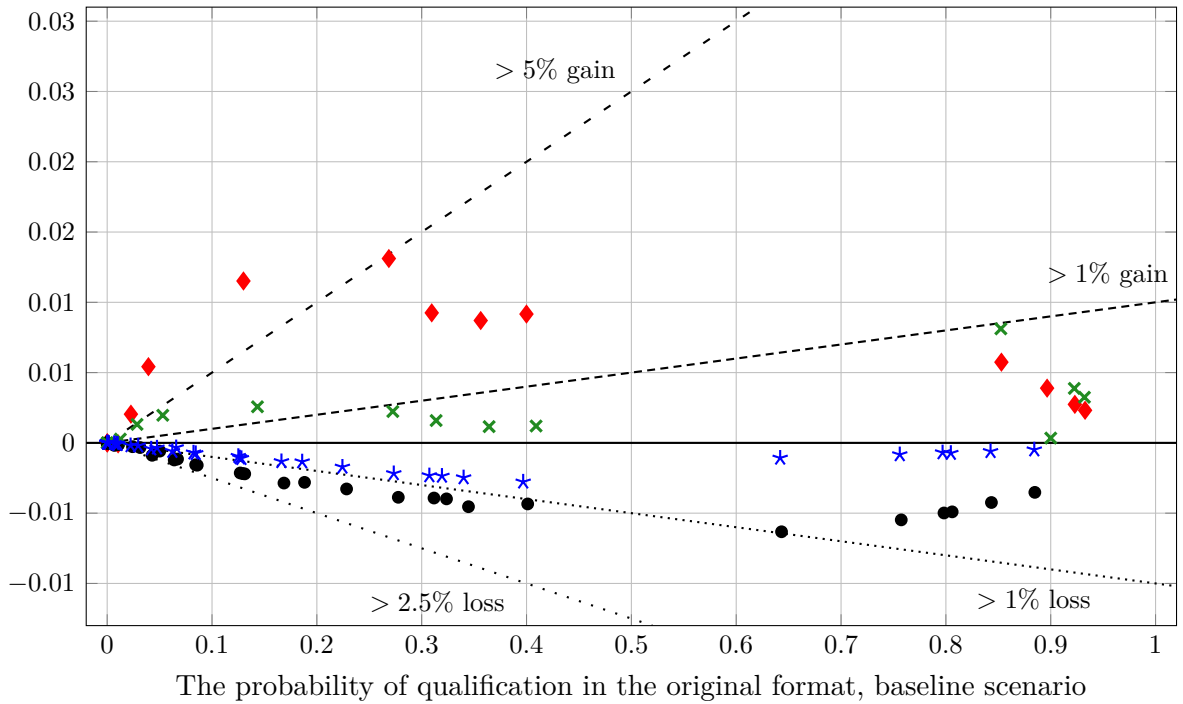


Figure 3: The effect of tanking in the original and restricted tournament designs: changes in the probability of qualification as the function of the probability of qualification

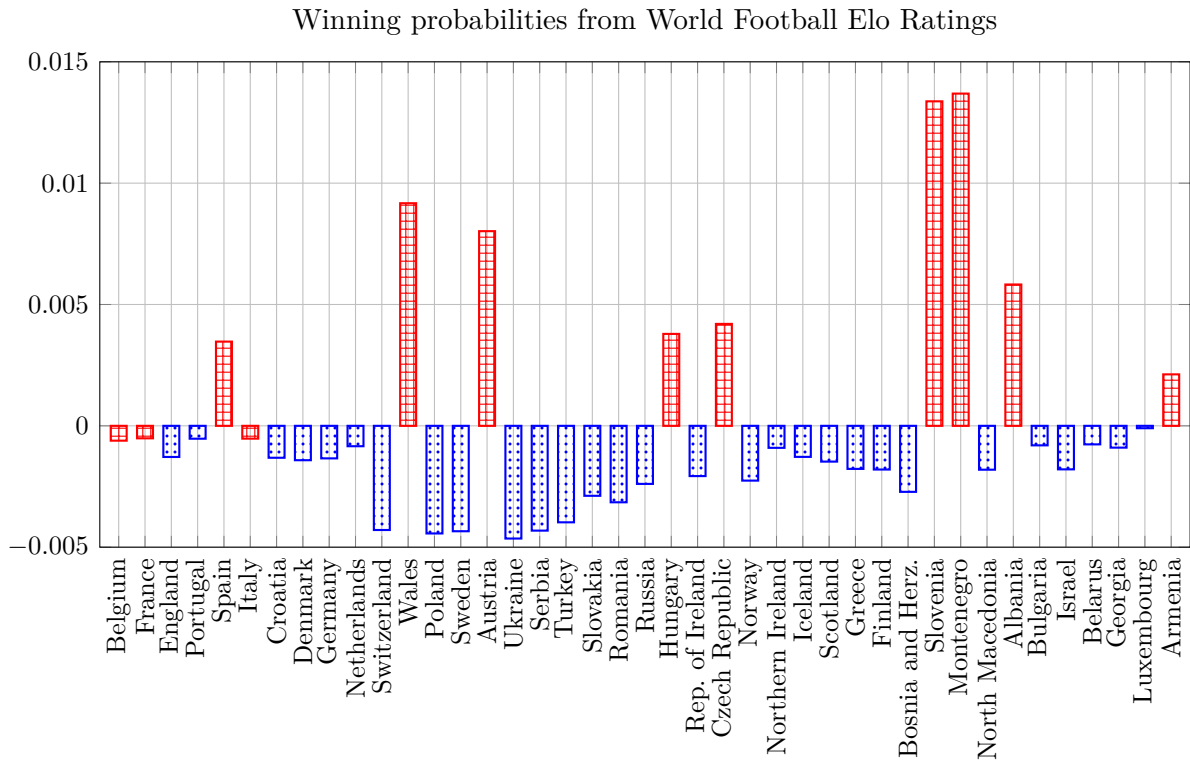
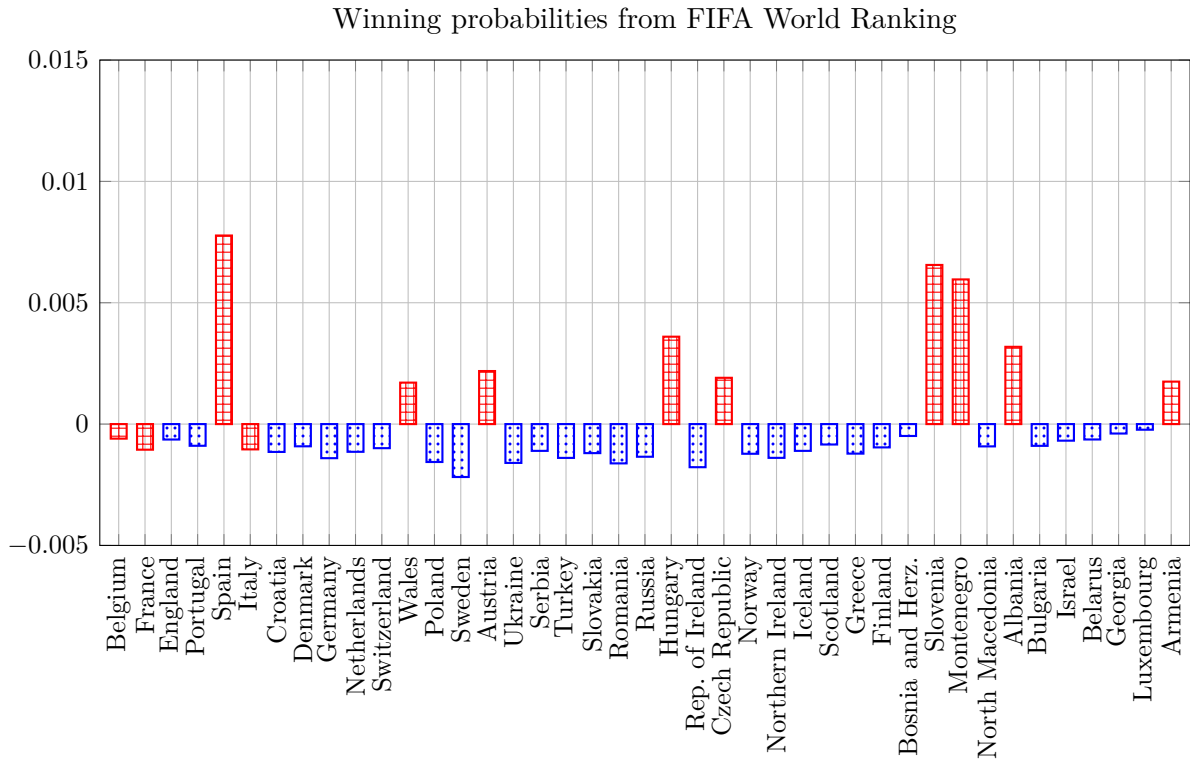


Figure 4: The effect of additional draw constraints: changes in the probability of qualification for the national teams

Note: Group winners in the 2020/21 UEFA Nations League are indicated by red bars with a red grid. Only the associations drawn from Pots 1–4 and Armenia are shown.

the sum of absolute or squared changes in the probability of the qualification for the national teams. The former metric indicates a decrease of 32% (FIFA World Ranking) or 62% (World Football Elo Ratings), while the latter declines between 49% (FIFA World Ranking) and 83% (World Football Elo Ratings).

- It somewhat increases the chances of most Nations League group winners to play in the 2022 FIFA World Cup, thus it can intensify competition in the UEFA Nations League.
- Adding other draw constraints to the long list of current restrictions (Csató, 2021a) does not increase the complexity of tournament rules. Since, according to the official description of the draw procedure (UEFA, 2020), draw conditions *aim to issue a schedule that is fair for the participating teams*, minimising the threat of tanking is a legitimate argument for further conditions. In addition, protecting some Nations League group winners from competing against each other can be easily explained to the public.

6 Conclusions

This paper has come around the issue of how strategic behaviour can be reduced in a group-based qualification system consisting of multiple tournaments, where some contestants might be interested in the success of other contestants to create vacant slots to be filled. Although the theoretical background has been extensively discussed in the literature (Dagaev and Sonin, 2018; Csató, 2021c), no attempt has ever been made to exceed the binary approach of incentive incompatibility by quantifying the threat of manipulation. To that end, the example of the European Qualifiers for the 2022 FIFA World Cup has been investigated. Even though strategy-proofness cannot be guaranteed without fundamentally changing the tournament design, adding a carefully chosen set of draw restrictions can mitigate the negative consequences of incentive incompatibility. The qualitative results do not depend on the assumption on winning probabilities used in the simulation.

There are several ways to continue this research. The model can be refined by taking the schedule of matches into account. A more sophisticated approach can be developed to predict the results of the games, although this will probably not alter the main implications. Since the majority of sports tournaments suffer from some problems around incentives, measuring the seriousness of such issues offers an obvious topic for future studies. Hopefully, our work will be only the first step in the quantification of incentive compatibility, which is indispensable to understand better the potential trade-offs between strategy-proofness and other desirable attributes of a tournament.

Finally, one might legitimately ask whether our proposal has any chance to be implemented in practice. We are cautiously optimistic in this respect. First, adding further constraints to the draw procedure can be justified for the public by transparent competition-related reasons such as protecting certain Nations League group winners from playing against each other. Second, there exist some recent examples when the governing bodies in football have taken the results of academic researchers into account:

- UEFA has modified the knockout bracket of the 2020 UEFA European Championship to minimise group advantage based on the suggestion of Guyon (2018);
- Inspired by the criticism of Guyon (2015), FIFA has reformed the draw of the 2018 FIFA World Cup;

- The recommendation of Durán et al. (2017) for a better schedule of the South American Qualifiers for the 2018 FIFA World Cup has been unanimously approved by the participants and is currently being used (Alarcón et al., 2017).

Acknowledgements

This paper could not have been written without *my father* (also called *László Csató*), who has coded the simulations in Python.

We are indebted to the [Wikipedia community](#) for summarising important details of the sports competitions discussed in the paper.

The research was supported by the MTA Premium Postdoctoral Research Program grant PPD2019-9/2019.

References

- Alarcón, F., Durán, G., Guajardo, M., Miranda, J., Muñoz, H., Ramírez, L., Ramírez, M., Sauré, D., Siebert, M., Souyris, S., Weintraub, A., Wolf-Yadlin, R., and Zamorano, G. (2017). Operations research transforms the scheduling of Chilean soccer leagues and South American World Cup Qualifiers. *Interfaces*, 47(1):52–69.
- Altman, A. and Tennenholtz, M. (2006). Quantifying incentive compatibility of ranking systems. In Cohn, A., editor, *AAAI’06: Proceedings of the 21st national conference on Artificial intelligence – Volume 1*, pages 586–591.
- Andreff, W. (2019). *An Economic Roadmap to the Dark Side of Sport*. Palgrave Pivots in Sports Economics. Palgrave Macmillan, Cham, Switzerland.
- Baker, R. D. and McHale, I. G. (2018). Time-varying ratings for international football teams. *European Journal of Operational Research*, 267(2):659–666.
- Banchio, M. and Munro, E. (2020). Targeting in tournaments with dynamic incentives. Manuscript. <https://www.evanmunro.ca/files/targeting.pdf>.
- Boczoń, M. and Wilson, A. J. (2018). Goals, constraints, and public assignment: A field study of the UEFA Champions League. Technical Report 18/016, University of Pittsburgh, Kenneth P. Dietrich School of Arts and Sciences, Department of Economics. https://www.econ.pitt.edu/sites/default/files/working_papers/Working%20Paper.18.16.pdf.
- Bonkougou, S. and Nesterov, A. (2021). Comparing school choice and college admissions mechanisms by their strategic accessibility. *Theoretical Economics*, in press. <https://econtheory.org/ojs/index.php/te/article/viewForthcomingFile/4137/29170/1>.
- Breuer, M. and Forrest, D. (2018). *The Palgrave Handbook on the Economics of Manipulation in Sport*. Palgrave Macmillan, Cham, Switzerland.
- Cea, S., Durán, G., Guajardo, M., Sauré, D., Siebert, J., and Zamorano, G. (2020). An analytics approach to the FIFA ranking procedure and the World Cup final draw. *Annals of Operations Research*, 286(1-2):119–146.

- Chater, M., Arrondel, L., Gayant, J.-P., and Laslier, J.-F. (2021). Fixing match-fixing: Optimal schedules to promote competitiveness. *European Journal of Operational Research*, in press. DOI: [10.1016/j.ejor.2021.02.006](https://doi.org/10.1016/j.ejor.2021.02.006).
- Corona, F., Forrest, D., Tena, J. D., and Wiper, M. (2019). Bayesian forecasting of UEFA Champions League under alternative seeding regimes. *International Journal of Forecasting*, 35(2):722–732.
- Csató, L. (2019a). A simulation comparison of tournament designs for the World Men’s Handball Championships. *International Transactions in Operational Research*, in press. DOI: [10.1111/itor.12691](https://doi.org/10.1111/itor.12691).
- Csató, L. (2019b). UEFA Champions League entry has not satisfied strategyproofness in three seasons. *Journal of Sports Economics*, 20(7):975–981.
- Csató, L. (2020a). The incentive (in)compatibility of group-based qualification systems. *International Journal of General Systems*, 49(4):374–399.
- Csató, L. (2020b). Optimal tournament design: Lessons from the men’s handball Champions League. *Journal of Sports Economics*, 21(8):848–868.
- Csató, L. (2020c). The UEFA Champions League seeding is not strategy-proof since the 2015/16 season. *Annals of Operations Research*, 292(1):161–169.
- Csató, L. (2020d). When neither team wants to win: A flaw of recent UEFA qualification rules. *International Journal of Sports Science & Coaching*, 15(4):526–532.
- Csató, L. (2021a). Analysing the restricted assignment problem of the group draw in sports tournaments. Manuscript. arXiv: [2103.11353](https://arxiv.org/abs/2103.11353).
- Csató, L. (2021b). Fair tournament design: A flaw of the UEFA Euro 2020 qualification. Manuscript. arXiv: [1905.03325](https://arxiv.org/abs/1905.03325).
- Csató, L. (2021c). *Tournament Design: How Operations Research Can Improve Sports Rules*. Palgrave Pivots in Sports Economics. Palgrave Macmillan, Cham, Switzerland.
- Dagaev, D. and Rudyak, V. (2019). Seeding the UEFA Champions League participants: Evaluation of the reform. *Journal of Quantitative Analysis in Sports*, 15(2):129–140.
- Dagaev, D. and Sonin, K. (2018). Winning by losing: Incentive incompatibility in multiple qualifiers. *Journal of Sports Economics*, 19(8):1122–1146.
- Depetris-Chauvin, E., Durante, R., and Campante, F. (2020). Building nations through shared experiences: Evidence from African football. *American Economic Review*, 110(5):1572–1602.
- Duggan, M. and Levitt, S. D. (2002). Winning isn’t everything: Corruption in sumo wrestling. *American Economic Review*, 92(5):1594–1605.
- Durán, G., Guajardo, M., and Sauré, D. (2017). Scheduling the South American Qualifiers to the 2018 FIFA World Cup by integer programming. *European Journal of Operational Research*, 262(3):1109–1115.

- Elaad, G., Krumer, A., and Kantor, J. (2018). Corruption and sensitive soccer games: cross-country evidence. *The Journal of Law, Economics, and Organization*, 34(3):364–394.
- Feddersen, A., Humphreys, B. R., and Soebbing, B. P. (2021). Contest incentives, team effort, and betting market outcomes in European football. *European Sport Management Quarterly*, in press. DOI: [10.1080/16184742.2021.1898432](https://doi.org/10.1080/16184742.2021.1898432).
- FIFA (2017). FIFA Council: FIFA Council confirms contributions for FIFA World Cup participants. 27 October. <http://www.fifa.com/about-fifa/news/y=2017/m=10/news=fifa-council-confirms-contributions-for-fifa-world-cup-participants-2917806.html>.
- FIFA (2018a). More than half the world watched record-breaking 2018 World Cup. 21 December. <https://www.fifa.com/worldcup/news/more-than-half-the-world-watched-record-breaking-2018-world-cup>.
- FIFA (2018b). Revision of the FIFA / Coca-Cola World Ranking. <https://img.fifa.com/image/upload/edbm045h0udbwkqew35a.pdf>.
- FIFA (2020). Regulatory articles for the 2020-2022 European qualifiers play-offs. 22 October. <https://resources.fifa.com/image/upload/regulatory-articles-for-eq-20-22-play-offs.pdf?cloudid=teq6xtba5j54gogrcemo>.
- Fornwagner, H. (2019). Incentives to lose revisited: The NHL and its tournament incentives. *Journal of Economic Psychology*, 75(Part B):102088.
- Gásquez, R. and Royuela, V. (2016). The determinants of international football success: A panel data analysis of the Elo rating. *Social Science Quarterly*, 97(2):125–141.
- Gold, A. M. (2010). NHL draft order based on mathematical elimination. *Journal of Quantitative Analysis in Sports*, 6(1).
- Guyon, J. (2015). Rethinking the FIFA World Cup™ final draw. *Journal of Quantitative Analysis in Sports*, 11(3):169–182.
- Guyon, J. (2018). What a fairer 24 team UEFA Euro could look like. *Journal of Sports Analytics*, 4(4):297–317.
- Guyon, J. (2020). Risk of collusion: Will groups of 3 ruin the FIFA World Cup? *Journal of Sports Analytics*, 6(4):259–279.
- Haugen, K. K. and Krumer, A. (2021). On importance of tournament design in sports management: Evidence from the UEFA Euro 2020 qualification. In Ratten, V., editor, *Innovation and Entrepreneurship in Sport Management*, pages 22–35. Edward Elgar Publishing, New York.
- Kazachkov, A. E. and Vardi, S. (2020). On tanking and competitive balance: Reconciling conflicting incentives. Manuscript. <https://akazachk.github.io/pubs/tanking.pdf>.
- Kendall, G. and Lenten, L. J. A. (2017). When sports rules go awry. *European Journal of Operational Research*, 257(2):377–394.

- Klößner, S. and Becker, M. (2013). Odd odds: The UEFA Champions League Round of 16 draw. *Journal of Quantitative Analysis in Sports*, 9(3):249–270.
- Laliena, P. and López, F. J. (2019). Fair draws for group rounds in sport tournaments. *International Transactions in Operational Research*, 26(2):439–457.
- Lasek, J., Szlávik, Z., and Bhulai, S. (2013). The predictive power of ranking systems in association football. *International Journal of Applied Pattern Recognition*, 1(1):27–46.
- Lasek, J., Szlávik, Z., Gagolewski, M., and Bhulai, S. (2016). How to improve a team’s position in the FIFA ranking? A simulation study. *Journal of Applied Statistics*, 43(7):1349–1368.
- Lenten, L. J. A. (2016). Mitigation of perverse incentives in professional sports leagues with reverse-order drafts. *Review of Industrial Organization*, 49(1):25–41.
- Lenten, L. J. A., Smith, A. C. T., and Boys, N. (2018). Evaluating an alternative draft pick allocation policy to reduce ‘tanking’ in the Australian Football League. *European Journal of Operational Research*, 267(1):315–320.
- Ley, C., Van de Wiele, T., and Van Eetvelde, H. (2019). Ranking soccer teams on the basis of their current strength: A comparison of maximum likelihood approaches. *Statistical Modelling*, 19(1):55–73.
- Pauly, M. (2014). Can strategizing in round-robin subtournaments be avoided? *Social Choice and Welfare*, 43(1):29–46.
- Preston, I. and Szymanski, S. (2003). Cheating in contests. *Oxford Review of Economic Policy*, 19(4):612–624.
- Price, J., Soebbing, B. P., Berri, D., and Humphreys, B. R. (2010). Tournament incentives, league policy, and NBA team performance revisited. *Journal of Sports Economics*, 11(2):117–135.
- Scarf, P., Yusof, M. M., and Bilbao, M. (2009). A numerical study of designs for sporting contests. *European Journal of Operational Research*, 198(1):190–198.
- Stronka, W. (2020). Anti-tanking pair matching before an elimination phase of a two-phase tournament. *Economies*, 8(3):66.
- Szymanski, S. (2003). The economic design of sporting contests. *Journal of Economic Literature*, 41(4):1137–1187.
- Taylor, B. A. and Trogdon, J. G. (2002). Losing to win: Tournament incentives in the National Basketball Association. *Journal of Labor Economics*, 20(1):23–41.
- UEFA (2020). FIFA World Cup 2022 Qualifying draw procedure. https://www.uefa.com/MultimediaFiles/Download/competitions/WorldCup/02/64/22/19/2642219_DOWNLOAD.pdf.
- Vong, A. I. K. (2017). Strategic manipulation in tournament games. *Games and Economic Behavior*, 102:562–567.