

# FedFace: Collaborative Learning of Face Recognition Model

Divyansh Aggarwal  
Michigan State University  
East Lansing, MI, USA  
aggarw49@msu.edu

Jiayu Zhou  
Michigan State University  
East Lansing, MI, USA  
jiayuz@msu.edu

Anil K. Jain  
Michigan State University  
East Lansing, MI, USA  
jain@cse.msu.edu

## Abstract

*DNN-based face recognition models require large centrally aggregated face datasets for training. However, due to the growing data privacy concerns and legal restrictions, accessing and sharing face datasets has become exceedingly difficult. We propose FedFace, a federated learning (FL) framework for collaborative learning of face recognition models in a privacy preserving manner. FedFace utilizes the face images available on multiple clients to learn an accurate and generalizable face recognition model where the face images stored at each client are neither shared with other clients nor the central host. We tackle the a challenging and yet realistic scenario where each client is a mobile device containing face images pertaining to only the owner of the device (one identity per client). Conventional FL algorithms such as FedAvg are not suitable for this setting because they lead to a trivial solution where all the face features collapse into a single point in the embedding space. Our experiments show that FedFace can utilize face images available on 1,000 mobile devices to enhance the performance of a pre-trained face recognition model, CosFace, from a TAR of 81.43% to 83.79% on IJB-A (@0.1% FAR). For LFW, the recognition accuracy under the LFW protocol is increased from 99.15% to 99.28%. FedFace is able to do this while ensuring that the face images are never shared between devices or between the device and the server. Our code and pre-trained models will be publicly available.*

## 1. Introduction

Automated Face Recognition (AFR) systems have been widely adopted for access control and person identification in a plethora of domains largely due to their accuracy, usability and touchless and remote acquisition. AFR systems are embedded in our smartphones to unlock our phones, facilitate financial transactions as well as secure access to stored personal information. They are also employed by law enforcement agencies for criminal identification and for

recognizing and tracking criminals on a watchlist in surveillance footage from CCTV cameras [7]. AFR systems are also deployed at airports to improve passenger throughput at various checkpoints [3]. According to the 2020 NIST face recognition evaluation (FRVT) [10], only 0.08% of searches in a database of 26.6 million face images failed to find the true mate, compared to a failure rate of 4% in 2014. That corresponds to a 50-fold improvement in face recognition performance over the last six years. This significant boost in face recognition performance can be largely attributed to the use of Deep Neural Networks (DNNs) and large face training datasets for learning salient face representations.

DNN-based face recognition systems require large and diverse (in terms of race, gender and facial variations such as pose, illumination and expression) training face datasets to learn robust and generalizable face representations. However, due to the sensitive nature of biometric data (including face images), it is becoming exceedingly difficult for researchers to access large face datasets. According to a report by the United States Government Accountability Office (GAO), with the rapid proliferation of face images on social media websites such as Facebook, Twitter, and Instagram, face recognition models are being trained without obtaining the consent of the individuals whose face images are being used [4]. A face recognition startup, Clearview AI, is currently facing litigation for allegedly amassing a dataset of about 3 billion face images through internet scraping without acquiring consent from the individuals in the dataset [2]. Article 25 of the The General Data Protection Regulation (GDPR) [5], enforces data protection “by design and by default” in the development of any new framework and strictly prohibits collection and distribution of personal data without consent. Similar statutes exist in the states of California (California Consumer Privacy Act, CCPA) [1] and Illinois (Personal Information Protection Act, PIPA) [8] to impose strict regulations on breach of personal data, including face images. Several large scale publicly available face datasets are now being retracted on account of containing face images of individuals without their approvals. Examples include Microsoft’s MS Celeb [15], one of the largest face

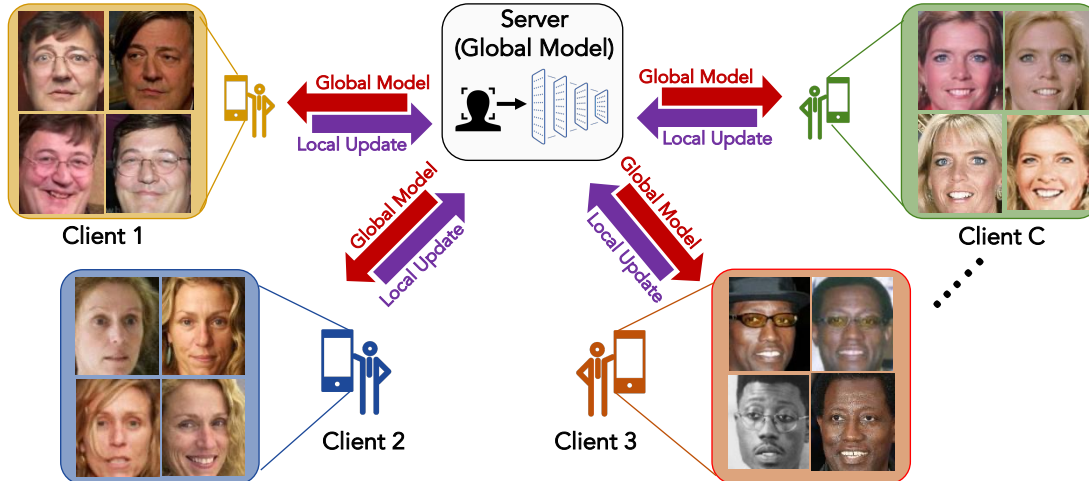


Figure 1: An overview of the federated setup for training face recognition models. We tackle the challenging but realistic scenario where each client is a mobile device with face images pertaining to only the user/owner of the device. In each communication round, the server sends the weights of the global model at that communication round to each of the participating client nodes who update the model based on their local training data. These local updates are transferred back to the server where they are aggregated to generate a global update. Through several rounds of communication between the server and the clients, a collaborative face recognition model can be learned in a privacy preserving manner. Note that a client does not reveal its face images to the server or other clients.

datasets with over  $10M$  images from 10,000 individuals which has been used by several commercial organizations (IBM, Alibaba, Nvidia and Sensetime) and academic research groups to train facial recognition systems. It was pulled off the internet in light of inclusion of face images of individuals without their consent [9]. Duke MTMC surveillance data set<sup>1</sup> collected by Duke University researchers, and a Stanford University data set, called Brainwash<sup>2</sup>, were also retracted from public domain on similar grounds. On account of growing and legitimate data privacy concerns and legal restrictions on the ways training datasets for face recognition models can be collected and used, training AFR systems in a distributed and privacy preserving manner is now becoming extremely important. Specifically, we need a learning framework that can directly learn salient features from face images available on end user devices such as mobile phones while protecting the privacy of their data (i.e, the face images on a client device are never revealed).

Federated learning (FL) provides an efficient framework to train machine learning models in a privacy preserving manner where multiple client<sup>3</sup> nodes collaboratively learn without sharing their data with the server or with other clients. McMahan *et al.* [25] proposed a method where the gradient updates generated by the participating clients after local training are communicated to the server; the server then aggregates these local updates to generate a global model weight update. Variants of FedAvg [25] such as Fed-

<sup>1</sup>[https://exposing.ai/duke\\_mtmc/](https://exposing.ai/duke_mtmc/)

<sup>2</sup><https://exposing.ai/brainwash/>

<sup>3</sup>In the FL setup, the *server* manages the overall model training whereas the *client* nodes store the datasets and propagate their trained weights to the server.

Prox [22] and Agnostic Federated Learning [26] have also been proposed that aim at alleviating issues such as bias towards different clients when learning on clients with heterogeneous data. However, these conventional FL algorithms cannot be directly applied to an automated face recognition pipeline since, the participating clients are commodity mobile devices and may contain face images of only the owner of the device.

In an effort to facilitate distributed training of face recognition systems from face images available on mobile devices, we propose a framework, called *FedFace*, that learns an accurate face recognition model from multiple mobile devices or remote clients in a collaborative manner without sending training face images outside of the device. *FedFace* thus, improves the privacy of face images used for training that are stored on each of the individual clients during training of the face recognition model. Main contributions of our work are summarized as follows:

- The *FedFace* framework, for training face recognition systems in the federated setup to alleviate aggregating face data on a common server thereby facilitating data privacy. We tackle the challenging but realistic scenario where each of the participating clients has face images of only one identity.
- Our empirical results show that *FedFace* enhanced the performance of a pre-trained face recognition system, CosFace [30], by utilizing additional face data available on client nodes in a collaborative manner. *FedFace* employs a mean feature initialization for the class embeddings and a spreadout regularizer to ensure that

the class embeddings are well separated.

- *FedFace* is able to enhance the performance of a pre-trained face recognition system namely, CosFace, from a TAR of 81.43% to 83.79% on IJB-A @0.1% FAR and accuracy from 99.15% to 99.28% on LFW using the face images available on 1,000 mobile devices in such a setup.

## 2. Related Work

Federated learning is a machine learning paradigm that enables training machine learning models collaboratively across multiple devices or client nodes holding local data without sharing data between the client nodes or with the server [25, 13, 31, 12, 22, 26]. Therefore, by design, the FL framework keeps the data of the participating clients private and ensures security of the highly sensitive data. Several methods [19, 21] have been proposed in the literature to train deep learning models in the FL setting. Federated Averaging [25] (FedAvg) proposed by McMahan *et al.* in 2017, which uses a weighted average of the local weight updates as the global weight update, is still one of the most widely adopted algorithms for training deep models in the FL setting.

FL has been widely adopted in a range of domains to train classification models in a privacy preserving manner. Google uses FL in the Gboard mobile keyboard [16, 32, 14, 27] for next word prediction and other natural language processing tasks as well as for some features in the Pixel phone [11]. FL is also being used extensively in health informatics [18, 29] as hospitals operate under strict privacy regulations [6] that prohibits their data from being shared with other organizations. Although, FL has been widely adopted in domains like NLP, health informatics and IOT to collaboratively learn classifiers in a privacy preserving manner, its use in face recognition has been limited despite growing privacy concerns related to collection and sharing of face images.

The only FL framework that we could find in the face domain is by Shao *et al.* [28] who proposed a face presentation attack detection system, called FedPAD. They train a generalizable face presentation attack detection system by learning from different spoof types and data distributions stored at different sites in the FL setup. *However, to the best of our knowledge, no prior work has tackled the problem of learning a face recognition model under the FL setup.* More importantly, available FL algorithms cannot be directly applied to training face recognition models where the client nodes are mobile devices containing face images from only one identity as opposed to data centers or organizations holding large datasets because of certain privacy issues as described in Section 3.2. Yu *et al.* [34] proposed the

Federated Averaging with Spreadout (FedAwS) algorithm that uses a geometric regularizer known as the Spreadout regularizer to tackle this problem for object recognition.

To the best of our knowledge, our work is the first to conduct a comprehensive evaluation of training face recognition models under the FL setup and to propose a FL framework for AFR systems from face images available on mobile devices.

## 3. FedFace

### 3.1. Problem Setup

Face recognition systems are essentially embedding based classifiers *i.e.*, both the classes (identities) and the input instance are embedded into a high dimensional Euclidean space. The similarity between the embedded input and the class embedding represents the likelihood of the instance belonging to that particular class. Formally, given an input face image  $x$ , the face feature extractor  $f_\theta : X \rightarrow \mathcal{R}^d$  embeds the input instance into a  $d$ -dimensional feature vector  $f_\theta(x)$ . A fully connected layer with a softmax activation function parameterized by the class embedding matrix  $W \in \mathcal{R}^{C \times d}$  ( $C$  represents the total number of identities), then maps this feature vector to the logits or scores for each identity. The  $k^{th}$  row of the class embedding matrix,  $w_k$ , is referred to as the class embedding of the  $k^{th}$  class. The logit for the  $k^{th}$  class is thus computed as  $w_c^T \cdot f_\theta(x)$ . A general overview of training a DNN-based AFR system is shown in Fig. 2. The training objective is as follows:

$$l(x, y)^4 = \alpha \cdot (d(f_{\theta_t}(x), w_y))^2 + \beta \cdot \sum_{c \neq y} (\max\{0, v - d(f_{\theta_t}(x), w_c)\})^2, \quad (1)$$

where the first term defines the positive part ( $l_{pos}$ ) and the second term defines the negative part ( $l_{neg}$ ) of the loss function.  $d$  represents the distance function between the two input quantities.  $\alpha$  and  $\beta$  are hyper-parameters denoting the weight of each term.  $v$  denotes the margin and  $c$  and  $y$  are the identity labels and the ground-truth identity label respectively. It essentially tries to accomplish the following:

- Maximize the similarity between the instance embedding  $f_\theta(x)$  and the positive class embedding  $w_y$  where the instance  $x$  belongs to the identity  $y$ .
- Minimize the similarity between the instance embedding  $f_\theta(x)$  and the negative class embeddings  $w_c$  for all identities  $c \neq y$ , where the instance  $x$  belongs to the identity  $y$ .

At the face recognition stage, we use the face feature extractor  $f_\theta$  to extract the  $d$ -dimensional face representation. A distance metric (e.g., cosine similarity) between the two

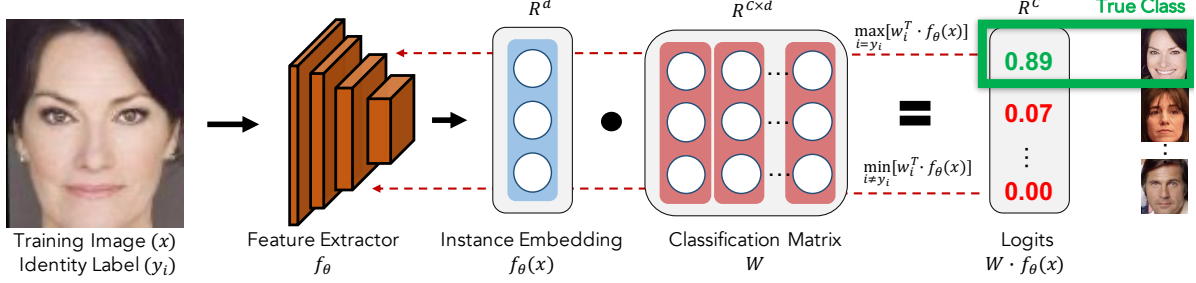


Figure 2: An overview of the training framework used by prevailing DNN-based AFR systems. An input  $x$  with a label  $y_i$  is passed through a feature extractor  $f_\theta$  to obtain the feature vector  $f_\theta(x)$ . The feature vector is then multiplied with the classification matrix  $W$  to get the logits or the likelihood of  $x$  belonging to each of the  $C$  identities. We then maximize the similarity between the feature vector and the positive class embedding  $w_i$  and minimize the similarity between the feature vector and negative class embeddings (Red line indicates back-propagation of the loss through the model). In the FL setup, since each client does not have access to class embeddings of other clients/identities, the client cannot minimize the second term of the training objective.

face features defines the similarity between the two face images. If the score is above a certain threshold  $\tau$ , we say that the two faces belong to the same identity; otherwise we decide that the two face images do not belong to the same identity.

In the FL setup, we consider the realistic scenario where each of the client nodes actually correspond to individual user devices such as mobile phones which contain face images of only the owner of the device, rather than a central face dataset with multiple identities. Let us assume that there are  $C$  mobile devices or client nodes. The server contains a face recognition system  $f_{\theta_0}$  trained on a publicly available dataset. The  $i^{th}$  client node contains  $n_i$  instances from one identity (the owner of the device). Therefore, the  $i^{th}$  client has access to the dataset  $S^i$ , where  $S^i = (x_1^i, y^i), \dots, (x_{n_i}^i, y^i)$ . Our objective is to enhance the performance of the face recognition system available on the server by collaboratively learning from the data on each of the clients without sharing training face images outside of the device.

### 3.2. Federated Learning

FedAvg [25] is one of the most widely adopted FL algorithm for training deep models. In FedAvg [25], a server facilitates the collaborative training of the model as follows:

1. In the  $t^{th}$  communication round, the server sends the global model parameters  $\theta_t$  and the class embedding matrix  $W_t$  to all the client nodes.
2. The  $i^{th}$  client updates the global model at iteration  $t$  based on the local data  $S^i$  and the loss function

$$L(f_{\theta_t}; S^i) = \frac{1}{n_i} \sum_{j \in [n_i]} l(f_{\theta_t}(x_j^i), y_j^i) \quad (2)$$

as follows

$$\theta_t^i = \theta_t - \eta \cdot \nabla_{\theta_t} L(f_{\theta_t}; S^i) \quad (3)$$

$$W_t^i = W_t - \eta \cdot \nabla_{W_t} L(f_{\theta_t}; S^i) \quad (4)$$

3. The server receives the updated model parameters  $(\theta_t^i, W_t^i)$  from all the participating client nodes and updates the global model parameters by taking a weighted average of them as follows:

$$\theta_{t+1} = \sum_{i \in [C]} \omega_i \cdot \theta_t^i ; \quad W_{t+1} = \sum_{i \in [C]} \omega_i \cdot W_t^i \quad (5)$$

4. Finally, the updated global parameters are transmitted to each of the clients and steps 2 – 4 are repeated until convergence.

Our objective is to enhance the face recognition performance of a pre-trained AFR model at the server by utilizing the face images available *only* on end user devices (clients) such as mobile phones under the extreme case where each client has face images of only one identity. Conventional FL algorithms cannot be directly applied to such an instance because of two major reasons:

- In the  $t^{th}$  communication round, the server cannot transmit the entire classification matrix  $W_t$  to all users since the class embeddings contain sensitive information that can be potentially used to identify the user. Therefore, for the  $i^{th}$  user, the server only communicates the parameters of the feature extractor  $\theta_t$  and the class embedding  $w_t^i$  associated with that user.
- The loss function (Eqn. 1) encourages the instance embedding to be similar to the positive class embedding ( $l_{pos}$ ) while at the same time minimizing the similarity between the instance embedding and the negative class embeddings ( $l_{neg}$ ). In the current setting, the  $i^{th}$  user only has access to face images of the  $i^{th}$  identity and its positive class embedding  $w_i$ . Therefore, it cannot compute  $l_{neg}$  while updating the model parameters on its local data as it does not have access to the negative class embeddings.

Optimizing only the positive part of the loss function ( $l_{pos}$ ) would lead to a trivial solution where all the face images and the class embeddings collapse into a single point in the feature space resulting in sub-optimal performance.

### 3.3. Proposed Method

To tackle the aforementioned challenges, an extra level of optimization at the server level is needed to ensure that the class embeddings are well separated in the feature space. To achieve this goal, we leverage the Spreadout regularizer [34] to make sure that the embeddings of different identities are evenly distributed in the feature space.

The proposed *FedFace* framework is summarized in Algorithm 1. The server contains a pre-trained face extractor parametrized by  $\theta_0$  trained on a publicly available dataset or a dataset readily available at the server. This is a reasonable assumption to make because there are small face datasets such as Celeb-A [23] etc. available in the public domain, which contain only celebrity face images and can be readily used by the server for pre-training the system. The  $i^{th}$  client/edge device contains a local face dataset  $S_i$  with  $n_i$  face images each of which belongs to the identity  $i$ . Therefore, in total we have  $C$  clients and  $C$  identities (each client holding multiple face images of one identity). *FedFace* aims to enhance the performance of the pre-trained face feature extractor by collaboratively learning on the additional face images available on each of the clients.

The server initializes a face feature extractor with the parameters  $\theta_0$  and communicates this global model to each of the clients. In the first communication round, each of the clients need to initialize the class embedding  $w_0^i$  for themselves which will then be locally updated using their local data along with the parameters  $\theta_t$ . Generally, the clients randomly initialize the class embedding for themselves from a Gaussian distribution. However, the class embeddings may lie outside the feature space of the pre-trained face extractor and thus, forcing the instance embeddings to be similar to the class embeddings can inhibit the already learned embedding space by the pre-trained feature extractor and lead to inferior performance on general face recognition tasks. To alleviate this issue, *FedFace* utilizes the mean of the embeddings of all the instances available at client  $i$  extracted using the pre-trained feature extractor  $f_{\theta_0}$  as the initialization of the class embeddings. Formally, if client  $i$  has a dataset  $S^i = (x_1^i, y^i), \dots, (x_{n_i}^i, y^i)$ , the initialized class embedding for client  $i$  can be denoted as :

$$w_0^i = \frac{1}{n_i} \sum_{j=1}^{n_i} f_{\theta_0}(x_j^i). \quad (6)$$

Since the mean feature is a linear combination of finite number of embeddings in  $f_{\theta_0}$ 's feature space, it also lies in the same feature space and thus provides a better initialization point for the class embeddings than the randomly

---

#### Algorithm 1: FedFace training procedure.

---

**Input** : A pre-trained face feature extractor  $f_{\theta_0}$  at the server and the local dataset  $S^i$  consisting of  $n_i$  face images belonging to the same identity  $i$  at the  $i^{th}$  client. In total, we have  $C$  clients and  $C$  identities with each client having multiple face images of one identity

**Initialization:**  $T$  is the total number of communication rounds,  $\eta$  is the learning rate at each client and  $\lambda$  is the weight multiplier for the spreadout loss

- 1 The server initializes a global face feature extractor with the parameter  $\theta_0$  ;
- 2 The  $i^{th}$  client initializes the class embedding  $w_0^i$  with the mean feature as follows
 
$$w_0^i = \frac{1}{n_i} \sum_{j=1}^{n_i} f_{\theta_0}(x_j^i)$$
 $l_2$ -normalize the class embeddings;
- 3 **for**  $t = 1, \dots, T$  **do**
- 4     The server communicates the current global parameters  $\theta_t$  and  $w_t^i$  to the  $i^{th}$  client (except for the first round where  $w_0^i$  is initialized by the client itself);
- 5     **for each of the clients**  $i = 1, 2, \dots, C$  **do**
- 6         The client updates the model parameters based on the local data  $S^i$ 

$$(\theta_{t+1}^i, w_{t+1}^i) \leftarrow (\theta_t^i, w_t^i) - \eta \nabla_{(\theta_t^i, w_t^i)} L_{pos}(S^i)$$
 where  $L_{pos}(S^i) = \frac{1}{n_i} \sum_{j=1}^{n_i} l_{pos}(f_{\theta_t^i}(x), i)$ ;
- 7         The  $i^{th}$  client sends the updated parameters  $(\theta_{t+1}^i, w_{t+1}^i)$  back to the server
- 8     **end**
- 9     Server aggregates the updated parameters from all the clients
 
$$\theta_{t+1} \leftarrow \frac{1}{n} \sum_{i \in [C]} n_i \cdot \theta_{t+1}^i$$
 where  $n$  represents the total number of samples on all the clients
 
$$\hat{W}_{t+1} = [w_{t+1}^1, \dots, w_{t+1}^C];$$
- 10     Finally, the server employs the spreadout regularizer to separate the class embeddings from each other
 
$$W_{t+1} \leftarrow \hat{W}_{t+1} - \lambda \nabla_{\hat{W}_{t+1}} reg_{sp}(W_{t+1})$$
- 11 **end**

**Output** : Output  $\theta_T$

---

initialized ones. We normalize the class embeddings to

constrain them to lie in a  $d$ -dimensional hypersphere, *i.e.*,  $\|w_t^i\|_2^2 = 1$ .

In the  $t^{\text{th}}$  communication round, the  $i^{\text{th}}$  client then updates the parameters  $\theta_t$  and  $w_t^i$  by optimizing the positive loss function  $l_{pos}$  using the local data  $S^i$ . *FedFace* uses the squared hinge loss with cosine distance to define  $l_{pos}$  at each of the individual clients

$$l_{pos}(f_{\theta_t}(x), i) = \max(0, m - (w_t^i)^T f_{\theta_t}(x))^2, \quad (7)$$

where  $m$  denotes the margin hyper-parameter and  $w_i$  represents the class embedding for the  $i^{\text{th}}$  client.

The updated values of the parameters  $\theta$  and  $w_i$  are communicated back to the server by all the clients. The server then aggregates the values of  $\theta$  from each of the individual clients by taking a weighted average of them similar to the FedAvg algorithm. Since each of the clients only transmits the updated value of its own class embedding  $w_t^i$ , the server concatenates the class embeddings from all the clients to define the class embedding matrix  $W_t$ .

$$W_t = [w_t^1, w_t^2, \dots, w_t^C]^T. \quad (8)$$

Finally, to ensure that the class embeddings are well separated in the embedding space and do not collapse into a single point, we use the spreadout regularizer inspired by the FedAwS algorithm. After aggregating the class embeddings from all the clients in each communication round, the server optimizes the spreadout regularizer which is defined as follows:

$$reg_{sp}(W_t)^5 = \sum_{c \in [C]} \sum_{\hat{c} \neq c} (\max\{0, v - d(w_t^c, w_t^{\hat{c}})\})^2. \quad (9)$$

The above steps are repeated for  $T$  communication rounds at the end of which the global model parameter  $\theta_T$  for the face feature extractor are returned. See Algorithm 1 for the complete procedure.

## 4. Experimental Results

### 4.1. Experimental Settings

**Datasets :** We train *FedFace* using face images in CASIA-WebFace [33] dataset. CASIA-WebFace comprises of 494,414 images from 10,575<sup>6</sup> different subjects. We randomly choose 10,000 subjects from the CASIA-WebFace dataset as our training set. To test the performance of *FedFace* on Face Verification task, we evaluate on three different face benchmarks, namely LFW [17], IJB-A [20] and IJB-C [24]. LFW [17] contains 13,233 face images of 5,749 subjects. We evaluate *FedFace* on LFW under the standard LFW protocol. IJB-A [20] utilizes a template-based benchmark, containing 25,813 faces images of

<sup>5</sup> $v$  represents the margin

<sup>6</sup>We remove 84 subjects in CASIA-WebFace that overlap with LFW




Figure 3: Examples of face images from (a) CASIA-WebFace [33], (b) LFW [17], (c) IJB-A [20] and (d) IJB-C [24] datasets. Each row consists of face images of one identity.

500 subjects. Each template includes a set of still photos or video frames. IJB-C [24] is an extension of IJB-A with 140,740 faces images of 3,531 subjects. Note that *IJB - C* is not a more challenging dataset than *IJB - A* and their performances are comparable in the literature.

**Implementation :** For the face feature extractor, we use a publicly available face matcher, CosFace [30] (64 layer), which outputs a 512-dimensional feature vector. For pre-training the global face recognition model on the server, we use an angular margin softmax loss with the scale hyper-parameter value of 30 and the margin hyper-parameter value of 10 similar to CosFace. For training in the FL setup at each individual client, we use a squared hinge loss with cosine distance with a margin of 0.9 as the positive loss function. We normalize both the instance embeddings and the class embeddings to make their norm as 1. We train the model for 200 communication rounds. We choose a learning rate of 0.001 to update the model locally on each of the clients. Empirically, we set the weight of the spreadout regularizer,  $\lambda = 10$ .

### 4.2. Effect of number of clients

To evaluate the effect of the number of clients participating in the collaborative learning on the performance of the conventional FedAvg [25] algorithm, we divide our training set (10,000 subjects of CASIA-WebFace [33]) into a num-

Table 1: Face Verification performance of *FedFace* on standard face recognition benchmarks LFW [17], IJB-A [20] and IJB-C [24]. We use CosFace [30] (64-layer) as our feature extractor.

Method	Training Data (Centrally aggregated or distributed)	LFW [17]	IJB-A [20]	IJB-C [24]
		LFW Accuracy(%)	TAR @ 0.1% FAR	TAR @ 0.1% FAR
Baseline	Centrally aggregated	99.15%	81.43%	84.78%
Fine-tuning baseline in a non-federated manner	Centrally aggregated	99.32%	84.18%	88.76%
Randomly Initialized class embeddings	Distributed	94.61%	70.13%	69.30%
<b>Proposed FedFace</b>	<b>Distributed</b>	<b>99.28%</b>	<b>83.79%</b>	<b>88.21%</b>

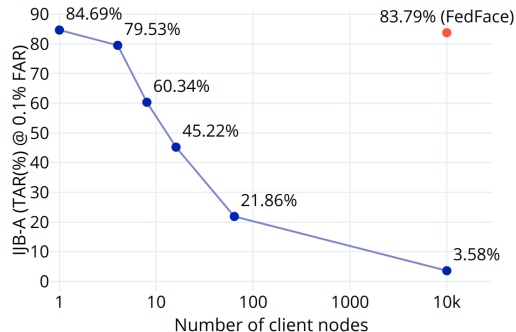


Figure 4: Effect of the number of clients on the FedAvg [25] algorithm. We divide the 10,000 subjects in CASIA-WebFace [33] equally into different client nodes for training. One client node denotes the conventional (non-federated) way of training AFR systems while the 10k clients represents the problem we are tackling with face images of one identity per client. We evaluate on IJB-A [20]. Note that the x-axis is in log scale.

ber of clients with equal number of subjects available for training at each client. One client scenario represents the traditional way of learning face recognition models where all the data is available centrally. We test on 4 (2500 subjects on each client), 8 (1,250 subjects on each client), 16 (625 subjects on each client), 64 (156 subjects on each client) and finally 10,000 (1 subject on each client) client nodes. Fig. 4 represents the performance of FedAvg [25] on IJB-A [20] dataset under these settings. Note that since FedAvg uses the AM-Softmax loss function for training on the clients without the spread-out regularizer, it does not enforce the class embeddings to be well separated. Therefore, in the 10,000 clients case, FedAvg leads to a trivial solution with the feature vectors for all the face images clustering around a single point deteriorating the performance significantly. *FedFace*, on the other hand, explicitly enforces the class embeddings to be well separated by employing the spread-out regularizer and thus improves the performance of the system.

### 4.3. Performance of FedFace on Standard Face benchmarks

To evaluate the performance of *FedFace* in utilizing face images available on mobile devices to boost the recognition performance of pre-trained face recognition systems,




Figure 5: Examples of two genuine pairs of face images from LFW dataset, (a) Saeb Erekat and (b) Sarah Hughes which failed to match using the pre-trained face feature extractor. After training on the additional 1,000 subjects using *FedFace*, the two genuine pairs were correctly matched.

we divide our training set into two parts. 9,000 of the 10,000 subjects in the training set are used to pre-train a face recognition system on the server. This set simulates publicly available face datasets or face images available on the server for pre-training. The remaining 1,000 subjects are divided into 1,000 clients with each client having access to all the face images of one subject. We evaluate *FedFace* in this setting on three different face benchmarks namely LFW [17], IJB-A [20] and IJB-C [24]. We compare the proposed *FedFace* (Section 3.3) with the following methods in our experiments:

**Baseline:** Pre-training CosFace with the face images of the 9,000 subjects from CASIA-WebFace. This is the pre-trained face recognition model that the server has access to initially.

**Fine-tuning baseline in a non-federated manner:** Centrally aggregating the face images of the 1,000 clients and using them to boost the performance of the pre-trained face recognition model in a non-federated manner. This is the traditional way of training DNN based face recognition models but suffer from serious privacy concerns since the face images are shared to the server.

**Randomly initialized class embeddings:** As explained in Section 3.2, training with only the positive loss function ( $l_{pos}$ ) can lead to a trivial solution where all the class embeddings and face feature vectors collapse into a single point in the embedding space. One way to counter this is to randomly initialize the class embeddings and fixing them during training. This prevents the class embeddings from collapsing into single point but does not explicitly force

them to be well separated.

Table 1 shows the comparison of *FedFace* with the above methods. *FedFace* boosted the performance of the pre-trained face recognition system by collaboratively learning from the additional face images available on each of the individual clients. It effectively bridged the gap between the non-federated setup and the federated setup of learning while ensuring that the face images available on each of the clients are kept private and never shared with other clients or the server. Fig. 5 shows two genuine pairs of face images from the LFW dataset which failed to match using the pre-trained face feature extractor but after training on the additional 1,000 subjects using *FedFace*, they were matched correctly.

## 5. Conclusion

In this paper, we tackle the problem of learning a collaborative face recognition system from face images available on a collection of mobile devices in a privacy preserving manner. We propose a federated learning framework called *FedFace* to enhance the performance of a pre-trained face recognition system, *CosFace*, using face images available on mobile devices under the extreme case where each client has face images of only one identity. We evaluate our approach on three standard face recognition benchmarks namely LFW, IJB-A and IJB-C. The proposed approach is able to enhance the performance of *CosFace* by effectively utilizing the additional data available on mobile devices without the face images ever leaving the device. In the future, we aim to extend our work to adapt a pre-trained AFR system to new domains such as selfie images using face images available on mobile devices.

## References

- [1] California consumer privacy act. <https://bit.ly/2R8aD8j>.
- [2] Clearview ai uses your online photos to instantly id you. that's a problem, lawsuit says. <https://lat.ms/3uqRn3Z>.
- [3] Delta to launch facial recognition technology in detroit, the first of its kind for domestic flights. <https://bit.ly/3rPTSeA>.
- [4] Facial recognition technology - privacy and accuracy issues related to commercial uses. <https://bit.ly/20kV4ZM>.
- [5] The general data protection regulation (eu). <https://bit.ly/3t3BqjW>.
- [6] HIPAA privacy rule. <https://bit.ly/3lOutaw>.
- [7] How america's surveillance networks helped the fbi catch the capitol mob. <https://wapo.st/2PRd4vf>.
- [8] Illinois personal information protection act. <https://bit.ly/3cPJeR1>.
- [9] Microsoft quietly deletes largest public face recognition data set. <https://on.ft.com/2PA595J>.
- [10] NIST FRVT report 2020. <https://bit.ly/2PslgzX>.
- [11] Under the hood of the pixel 2: How ai is supercharging hardware, 2018. <https://bit.ly/3dOZJvZ>.
- [12] S. Augenstein, H. B. McMahan, D. Ramage, S. Ramaswamy, P. Kairouz, M. Chen, R. Mathews, et al. Generative models for effective ML on private, decentralized datasets. *arXiv preprint arXiv:1911.06679*, 2019.
- [13] K. Bonawitz, H. Eichner, W. Grieskamp, D. Huba, A. Ingerman, V. Ivanov, C. Kiddon, J. Konečný, S. Mazzocchi, H. B. McMahan, et al. Towards federated learning at scale: System design. *arXiv preprint arXiv:1902.01046*, 2019.
- [14] M. Chen, R. Mathews, T. Ouyang, and F. Beaufays. Federated learning of out-of-vocabulary words. *arXiv preprint arXiv:1903.10635*, 2019.
- [15] Y. Guo, L. Zhang, Y. Hu, X. He, and J. Gao. Ms-celeb-1m: A dataset and benchmark for large-scale face recognition. In *ECCV*, 2016.
- [16] A. Hard, K. Rao, R. Mathews, S. Ramaswamy, F. Beaufays, S. Augenstein, H. Eichner, C. Kiddon, and D. Ramage. Federated learning for mobile keyboard prediction. *arXiv preprint arXiv:1811.03604*, 2018.
- [17] G. B. Huang, M. Ramesh, T. Berg, and E. Learned-Miller. Labeled faces in the wild: A database for studying face recognition in unconstrained environments. Technical report, University of Massachusetts, Amherst, October 2007.
- [18] L. Huang, Y. Yin, Z. Fu, S. Zhang, H. Deng, and D. Liu. Loadaboost: Loss-based adaboost federated machine learning with reduced computational complexity on iid and non-iid intensive care data. *PLOS One*, 15(4), 2020.
- [19] P. Kairouz, H. B. McMahan, B. Avent, A. Bellet, M. Bennis, A. N. Bhalaji, K. Bonawitz, Z. Charles, G. Cormode, R. Cummings, et al. Advances and open problems in federated learning. *arXiv preprint arXiv:1912.04977*, 2019.
- [20] B. F. Klare, B. Klein, E. Taborsky, A. Blanton, J. Cheney, K. Allen, P. Grother, A. Mah, and A. K. Jain. Pushing the frontiers of unconstrained face detection and recognition: Iarpa janus benchmark A. In *CVPR*, 2015.
- [21] T. Li, A. K. Sahu, A. Talwalkar, and V. Smith. Federated learning: Challenges, methods, and future directions. *IEEE Signal Processing Magazine*, 37(3), 2020.
- [22] T. Li, A. K. Sahu, M. Zaheer, M. Sanjabi, A. Talwalkar, and V. Smith. Federated optimization in heterogeneous networks. *arXiv preprint arXiv:1812.06127*, 2018.
- [23] Z. Liu, P. Luo, X. Wang, and X. Tang. Deep learning face attributes in the wild. In *Proceedings of International Conference on Computer Vision (ICCV)*, December 2015.
- [24] B. Maze, J. Adams, J. A. Duncan, N. Kalka, T. Miller, C. Otto, A. K. Jain, W. T. Niggel, J. Anderson, J. Cheney, et al. Iarpa janus benchmark-C: Face dataset and protocol. In *IEEE ICB*, 2018.
- [25] B. McMahan, E. Moore, D. Ramage, S. Hampson, and B. A. Y Arcas. Communication-efficient learning of deep networks from decentralized data. In *Artificial Intelligence and Statistics*, 2017.
- [26] M. Mohri, G. Sivek, and A. T. Suresh. Agnostic federated learning. In *ICML*, 2019.
- [27] S. Ramaswamy, R. Mathews, K. Rao, and F. Beaufays. Federated learning for emoji prediction in a mobile keyboard. *arXiv preprint arXiv:1906.04329*, 2019.
- [28] R. Shao, P. Perera, P. C. Yuen, and V. M. Patel. Federated face anti-spoofing. *arXiv preprint arXiv:2005.14638*, 2020.
- [29] M. J. Sheller, B. Edwards, G. A. Reina, J. Martin, S. Pati, A. Kotrotsou, M. Milchenko, W. Xu, D. Marcus, R. R. Colen, et al. Federated learning in medicine: facilitating multi-institutional collaborations without sharing patient data. *Nature*, 10(1), 2020.
- [30] H. Wang, Y. Wang, Z. Zhou, X. Ji, D. Gong, J. Zhou, Z. Li, and W. Liu. Cosface: Large margin cosine loss for deep face recognition. In *CVPR*, 2018.
- [31] K. Wei, J. Li, M. Ding, C. Ma, H. H. Yang, F. Farokhi, S. Jin, T. Q. Quek, and H. V. Poor. Federated learning with differential privacy: Algorithms and performance analysis. *IEEE Transactions on Information Forensics and Security (TIFS)*, 15, 2020.
- [32] T. Yang, G. Andrew, H. Eichner, H. Sun, W. Li, N. Kong, D. Ramage, and F. Beaufays. Applied federated learning: Improving google keyboard query suggestions. *arXiv preprint arXiv:1812.02903*, 2018.



- [33] D. Yi, Z. Lei, S. Liao, and S. Z. Li. Learning face representation from scratch. *arXiv preprint arXiv:1411.7923*, 2014.
- [34] F. Yu, A. S. Rawat, A. Menon, and S. Kumar. Federated learning with only positive labels. In *ICML*, 2020.