

# Multi-Robot Pickup and Delivery via Distributed Resource Allocation

Andrea Camisa\*, Andrea Testa\*, Giuseppe Notarstefano

## Abstract

In this paper, we consider a large-scale instance of the classical *Pickup-and-Delivery Vehicle Routing Problem* (PDVRP) that must be solved by a network of mobile cooperating robots. Robots must self-coordinate and self-allocate a set of pickup/delivery tasks while minimizing a given cost figure. This results in a large, challenging Mixed-Integer Linear Problem that must be cooperatively solved without a central coordinator. We propose a distributed algorithm based on a primal decomposition approach that provides a feasible solution to the problem in finite time. An interesting feature of the proposed scheme is that each robot computes only its own block of solution, thereby preserving privacy of sensible information. The algorithm also exhibits attractive scalability properties that guarantee solvability of the problem even in large networks. To the best of our knowledge, this is the first attempt to provide a scalable distributed solution to the problem. The algorithm is first tested through Gazebo simulations on a ROS 2 platform, highlighting the effectiveness of the proposed solution. Finally, experiments on a real testbed with a team of ground and aerial robots are provided.

## I. INTRODUCTION

The PDVRP is one of the most studied combinatorial optimization problems. The interest is mainly motivated by the practical relevance in real-world applications such as battery exchange in robotic networks, [1], pickup and delivery in warehouses, [2], task scheduling [3] and delivery with precedence constraints [4]. The PDVRP is known to be an  $\mathcal{NP}$ -Hard optimization problem, and can be solved to optimality only for small instances.

### A. Related Work

Several algorithms have been proposed to solve the problem to (sub)optimality in centralized settings, we refer the reader to the surveys [5]–[8] for a comprehensive list of these methods in static and dynamic settings. Online, dynamic approaches have been proposed, see, e.g., [9], taking into account collision avoidance constraints among robotic agents, [10].

In order to overcome the drawbacks of centralized approaches, as, e.g., the high computational complexity of the problem, a branch of literature analyzes schemes based on master-slave or communication-less architectures. In master-slave approaches, implementations of the parallel auction based algorithm are among the most used strategies, see, e.g., [11], [12]. As for communication-less approaches, we refer the reader to [13] for a dynamic pickup and delivery application. In [14] authors address a multi-depot multi-split vehicle routing problem, where computing nodes apply a local heuristic based on a stochastic gradient descent and then exchange the local solutions in order to select the best one.

Few works address the solution of vehicle routing problems in peer-to-peer networks. Indeed, the majority of the approaches in literature address approximate problems or special cases of the pickup-and-delivery. Authors in [15]–[17] solve unimodular task assignment problems by means of convex optimization techniques. Other works are instead based on the solution of mixed-integer problems with a simplified structure. In particular, the works [18], [19] address generalized assignment problems, where the

A. Camisa, A. Testa and G. Notarstefano are with the Department of Electrical, Electronic and Information Engineering, University of Bologna, Bologna, Italy. {a.camisa, a.testa, giuseppe.notarstefano}@unibo.it. This result is part of a project that has received funding from the European Research Council (ERC) under the European Union's Horizon 2020 research and innovation programme (grant agreement No 638992 - OPT4SMART).

\* These authors contributed equally to this work.

order of execution of the tasks does not have impact on the objective. In [20], authors address a multi-agent multi-task assignment problem where agents-to-tasks path are evaluated offline and capacity constraints are not considered. The distributed auction-based approach, see [21], [22] for recent applications, is often used to address task allocation problems. These approaches do not address more complex models with, e.g., load demands and execution time of tasks. As for distributed approaches to vehicle routing problems, authors in [23] propose a distributed algorithm where agents communicate according to cyclic graph and perform operations one at a time. In [24], a distributed scheme in which agents iteratively solve graph partitioning problems is proposed, and is shown to converge to a suboptimal solution of a dynamic vehicle routing problem. In the works [25]–[27], authors propose distributed schemes based on Voronoi partitions for stochastic dynamic vehicle routing problems with time windows and customer impatience. A multi-depot vehicle routing problem is considered instead in [28], where the problem is modeled as game in which customers and depots find a feasible allocation by means of an auction game. Since the PDVRP is a Mixed-Integer Linear Program (MILP), let us recall some recent works addressing MILPs in distributed frameworks. A distributed cutting-plane approach converging in finite time with arbitrary precision to a solution of the MILP is proposed in [20]. However, this approach requires each agent to compute the entire solution of the problem and is not suited for multi-robot PDVRPs. The work in [29] addresses large-scale MILPs by a dual decomposition approach, while in [30] the authors propose a primal-decomposition algorithm with low suboptimality bounds. However, to the best of our knowledge, there are no works in the literature specifically tailored for pickup-and-delivery problems.

## B. Contributions

The contributions of the present paper are as follows. We formalize the Multi-vehicle Pickup-and-Delivery Vehicle Routing Problem as a large-scale distributed optimization problem with local and coupling constraints. Then, we propose a distributed algorithm for the fast computation of a feasible solution to the problem. The algorithm is based on a distributed resource allocation approach and requires only local computation and communication among neighboring robots (i.e. no external coordination among the units is needed). The proposed algorithm has excellent scalability properties by virtue of the amount of computation performed by each robot being independent of the network size. Moreover, robots do not exchange private information with each other such as vehicle capacity or the computed routes. We formally prove finite-time feasibility of the solution computed by the algorithm and we provide guidelines for practical implementation. We first provide numerical computations on a ROS 2 set-up in which the PDVRP is solved with our algorithm and the dynamics of the vehicles is realistically simulated through Gazebo. Although the problem is  $\mathcal{NP}$ -hard, the simulations highlight that our distributed algorithm is able to compute “good-quality” solutions within a few (fixed) iterations. Then, we show results of real experiments performed on the ROS 2 testbed with Turtlebot3 ground robots and Crazyflie2 aerial robots. The paper is organized as follows. In Section II, the problem statement together with the needed notation and preliminaries is provided. The distributed algorithm is provided in Section III, while Section IV encloses the theoretical analysis. We describe the Gazebo simulations in Section VI and, finally, we provide the experimental results in Section VII.

## II. PICKUP-AND-DELIVERY VEHICLE ROUTING PROBLEM

In this section, we provide a mathematical formulation of the optimization problem studied in the paper together with a thorough description of its structure.

### A. Problem Description

The (Multi-Vehicle) Pickup-and-Delivery Vehicle Routing Problem can be described as follows. A group of vehicles has to fulfill a set of transportation requests. Requests consist of picking up goods at some locations and delivering them to other locations. The problem then consists of determining minimal length

paths such that all the requests are satisfied. To achieve this, we can assign to each location a label “P” (pickup) or “D” (delivery), and then define a graph of all possible paths that can be traveled by vehicles. In Figure 1, we show an example scenario with two vehicles, two pickups and two deliveries. Note that, in

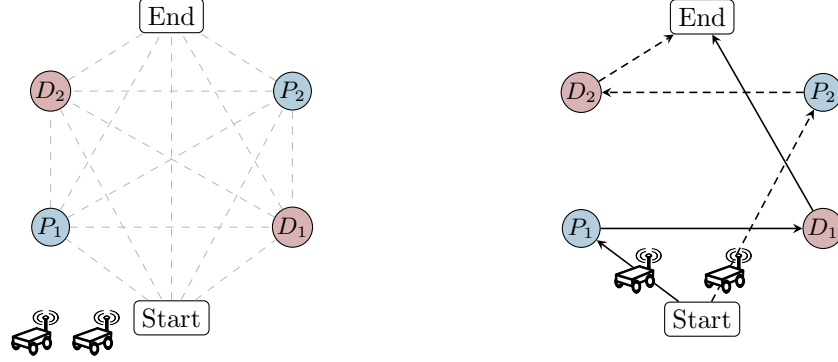


Figure 1. Example PDVRP scenario. Left: vehicles begin from the “start” node and must end at the terminal node. There are two pickup requests  $P_1$  and  $P_2$  and two associated deliveries  $D_1$  and  $D_2$ . Right: the optimal path consists of the first vehicle traveling through  $P_1$  and  $D_1$  and the second vehicle traveling through  $P_2$  and  $D_2$ .

order to have a well-defined graph, vehicles must start from an initial node representing the initial position (which may be different for each of them) and have to reach a target node. This can be also “virtual” in the sense that, once the last delivery position has been reached, the vehicle stops there and wait for further instructions. In order to determine the optimal path, one typically formulates an associated optimization problem and solves it to optimality. In the next subsection, we introduce all the needed formalism.

### B. Optimization Problem Formulation

We consider a scenario in which  $N$  robots, indexed by  $\mathbb{I} := \{1, \dots, N\}$ , have to serve the transportation requests. We denote by  $P := \{1, \dots, |P|\}$  the index set of pickup requests and by  $D := \{|P|+1, \dots, 2|P|\}$  the index set of delivery demands (with  $P \cap D = \emptyset$ ). To each pickup location  $j \in P$  is associated a delivery location  $j \in D$  (with  $|P| = |D|$ ), so that both the requests must be served by the same robot. To ease the notation, we also define a set  $R := P \cup D$  of *all* the transportation requests (independently of their pickup/delivery nature). Each request  $j \in R$  is characterized by a service time  $d_j \geq 0$ , which is the time needed to perform the pickup or delivery operation. Within each request, it is also associated a load  $q_j \in \mathbb{R}$ , which is positive if  $j \in P$  and negative if  $j \in D$ . Each robot has a maximum load capacity  $C_i \geq 0$  of goods that can be simultaneously held. The travel time needed for the  $i$ -th vehicle to move from a location  $j \in R$  to another location  $k \in R$  is denoted by  $t_i^{jk} \geq 0$ . In order to travel from two locations  $j, k$ , the  $i$ -th robot incurs a cost  $c_i^{jk} \in \mathbb{R}_{\geq 0}$ . Finally, two additional locations  $s$  and  $\sigma$  are considered. The first one represents the mission starting point, while the second one is a virtual ending point. For this reason, the corresponding demands  $q^s, q^\sigma$  and service times  $d^s, d^\sigma$  are set to 0.

The goal is to construct minimum cost paths satisfying all the transportation requests. To this end, a graph of all possible paths through the transportation requests is defined as follows. Let  $\mathcal{G}_A = (V_A, \mathcal{E}_A)$ , be the graph with vertex set  $V_A = \{s, \sigma\} \cup R$  and edge set  $\mathcal{E}_A = \{(j, k) \mid j, k \in V_A, j \neq k \text{ and } j \neq \sigma, k \neq s\}$ . Owing to its definition,  $\mathcal{E}_A$  contains edges starting from  $s$  or from locations in  $R$  and ending in  $\sigma$  or other locations in  $R$ . For all edges  $(j, k) \in \mathcal{E}_A$ , let  $x_i^{jk}$  be a binary variable denoting whether vehicle  $i \in \{1, \dots, N\}$  is traveling ( $x_i^{jk} = 1$ ) or not ( $x_i^{jk} = 0$ ) from a location  $j$  to a location  $k$ . Also, let  $B_i^j \in \mathbb{R}_{\geq 0}$  be an the optimization variable modeling the time at which vehicle  $i$  begins its service at location  $j$ . Similarly, let  $Q_i^j \in \mathbb{R}_{\geq 0}$  be the load of vehicle  $i$  when leaving location  $j$ . To keep the notation

light, we denote by  $x$  the vector stacking  $x_i^{jk}$  for all  $i, j, k$  and by  $B, Q$  the vectors stacking all  $B_i^j$  and  $Q_i^j$ . The PDVRP can be formulated as the following optimization problem [6],

$$\min_{x, B, Q} \sum_{i=1}^N \sum_{(j,k) \in \mathcal{E}_A} c_i^{jk} x_i^{jk} \quad (1a)$$

$$\text{subj. to } \sum_{i=1}^N \sum_{k: (j,k) \in \mathcal{E}_A} x_i^{jk} \geq 1 \quad \forall j \in R \quad (1b)$$

$$\sum_{k: (s,k) \in \mathcal{E}_A} x_i^{sk} = 1 \quad \forall i \in \mathbb{I} \quad (1c)$$

$$\sum_{j: (j,\sigma) \in \mathcal{E}_A} x_i^{j\sigma} = 1 \quad \forall i \in \mathbb{I} \quad (1d)$$

$$\sum_{j: (j,k) \in \mathcal{E}_A} x_i^{jk} = \sum_{j: (k,j) \in \mathcal{E}_A} x_i^{kj} \quad \forall i \in \mathbb{I}, k \in R \quad (1e)$$

$$\sum_{k: (j,k) \in \mathcal{E}_A} x_i^{jk} = \sum_{k: (j+|P|,k) \in \mathcal{E}_A} x_i^{|P|+j,k} \quad \forall i \in \mathbb{I}, j \in P \quad (1f)$$

$$B_i^j \leq B_i^{j+|P|}, \quad \forall i \in \mathbb{I}, j \in P \quad (1g)$$

$$x_i^{jk} = 1 \Rightarrow B_i^k \geq B_i^j + d^j + t_i^{jk} \quad (1h)$$

$$x_i^{jk} = 1 \Rightarrow Q_i^k = Q_i^j + q^k \quad (1i)$$

$$\underline{Q}^j \leq Q_i^j \leq \overline{Q}_i^j \quad \forall j \in V_A, i \in \mathbb{I} \quad (1j)$$

$$Q_i^s = Q_i^{\text{init}} \quad \forall i \in \mathbb{I} \quad (1k)$$

$$x_i^{jk} \in \{0, 1\} \quad \forall i \in \mathbb{I}, (j, k) \in \mathcal{E}_A, \quad (1l)$$

where  $\underline{Q}^j = \max\{0, q^j\}$ ,  $\overline{Q}_i^j = \min\{C_i, C_i + q^j\}$  and  $Q_i^{\text{init}} \in \mathbb{R}_{\geq 0}$ . We make the standing assumption that problem (1) is feasible and admits an optimal solution. Throughout the document, we use the convention that subscripts denote the vehicle index, while superscripts refer to locations. Table I collects all the relevant symbols. Notice that, in order to satisfy (1j), it is necessary to assume  $C_i \geq \max_{j \in R} \{q^j\}$ , i.e., the generic vehicle must have sufficient capacity to accomplish any of the pickup/delivery tasks. In order to keep the discussion not too technical, in the following we always maintain this assumption. However, note that the algorithm proposed in this paper works also if this assumption is removed. A discussion on this extension is given in Section V-A.

We conclude by noting that problem (1) is mixed-integer but not linear. Indeed, the constraints (1h)–(1i) are nonlinear. However, an equivalent linear formulation of these constraints is always possible (the detailed procedure is outlined in Appendix A). In the rest of the paper, we refer to problem (1) as being a MILP, with the implicit assumption that the constraints (1h)–(1i) are replaced by their linear version.

### C. Description of Cost and Constraints

Let us detail the cost and constraints of problem (1). The objective (1a) minimizes the total route cost, in particular, the total euclidean distance traveled by robots.

Constraint (1b) enforces that every location has to be visited at least once. Typically, PDVRP formulations consider this constraint as an equality, however, in the considered case of cost being the total distance, the solution is the same both with the equality and with the inequality. We stick to the inequality formulation as this allows us to exploit the problem structure and efficiently solve the problem. Constraints (1c)–(1d) guarantee that every vehicle starts its mission at  $s$  and ends at  $\sigma$ . Equality (1e) is a flow conservation constraint, meaning that if a vehicle enters a location  $k$  it also has to leave

Table I  
LIST OF THE MAIN SYMBOLS AND THEIR DEFINITIONS

Basic definitions	
$N \in \mathbb{N}_{\geq 0}$	Number of vehicles of the system
$\mathbb{I} = \{1, \dots, N\}$	Set of vehicles
$P, D$	Sets of Pickup and Delivery requests
$R = P \cup D$	Set of all transportation requests
$s$	Mission starting point
$\sigma$	Mission ending point (virtual or physical)
$V_A = \{s, \sigma\} \cup R$	Set of PDVRP graph vertices
$\mathcal{E}_A \subset V_A \times V_A$	Set of PDVRP graph edges
Optimization variables	
$x_i^{jk} \in \{0, 1\}$	1 if vehicle $i$ travels arc $(j, k)$ , 0 otherwise
$Q_i^j \in \mathbb{R}_{\geq 0}$	Load of vehicle $i$ when leaving vertex $j$
$B_i^j \in \mathbb{R}_{\geq 0}$	Beginning of service of vehicle $i$ at vertex $j$
Problem data	
$c_i^{jk} \in \mathbb{R}_{\geq 0}$	Incurred cost if vehicle $i$ travels arc $(j, k)$
$q^j \in \mathbb{R}$	Demand/supply at location $j \in R$
$C_i \in \mathbb{R}_{\geq 0}$	Capacity of vehicle $i$
$t_i^{jk} \in \mathbb{R}_{\geq 0}$	Travel time from $j$ to $k$ for vehicle $i$
$d^j \in \mathbb{R}_{\geq 0}$	Service duration at $j \in V_A$
$Q_i^{\text{init}} \geq 0$	Initial load of vehicle $i$

it. Constraint (1f) ensures that, if a robot  $i$  performs a pickup operation, it also has to perform the corresponding delivery. Inequality (1g) imposes that deliveries have to occur after pickups. Constraint (1h) avoids subtours in each vehicle route (i.e. paths passing from the same location more than once), while inequalities (1i)–(1j) ensure that the total vehicle capacity is never exceeded. Finally, (1k) takes into account the initial load of the  $i$ -th robot.

### III. DISTRIBUTED ALGORITHM

In this section, we propose our distributed algorithm to solve the Multi-vehicle PDVRP. We first present the distributed problem setup. Then, we formally describe the proposed distributed algorithm.

#### A. Toward a Distributed Resource Allocation Scheme

We assume robots aim to solve problem (1) in a distributed fashion, i.e. without a central (coordinating) node. In order to solve the problem, we suppose each robot is equipped with its own communication and computation capabilities. Robots can exchange information according to a static communication network modeled as a connected and undirected graph  $\mathcal{G} = (\{1, \dots, N\}, \mathcal{E})$ . The graph  $\mathcal{G}$  models the communication in the sense that there is an edge  $(i, \ell) \in \mathcal{E}$  if and only if robot  $i$  is able to send information to robot  $\ell$ . For each node  $i$ , the set of neighbors of  $i$  is denoted by  $\mathcal{N}_i = \{\ell \in \mathbb{I} : (i, \ell) \in \mathcal{E}\}$ . We consider the challenging scenario in which the  $i$ -th robot only knows problem data related to it, namely the  $i$ -th travelling times  $t_i^{jk}$ , the  $i$ -th local capacity  $C_i$  and the  $i$ -th cost entries  $c_i^{jk}$ , thus not having access to the entire problem formulation. However, we reasonably assume that all the robots know the demand/supply values  $q_j$  and service time  $d_j$  for each task request  $j \in V_A$ .

Note that the optimization variables in (1) associated with a robot  $i$  are all and only the variables with subscript  $i$  (i.e.  $x_i^{jk}$ ,  $B_i^j$  and  $Q_i^j$  for all  $j, k$ ). In order to simplify the notation, let us define for all  $i$  the set

$$Z_i = \left\{ (x_i, B_i, Q_i) \text{ such that (1c)–(1l) are satisfied} \right\}. \quad (2)$$

Indeed, note that the constraints (1c)–(1l) are repeated for each index  $i$ . With this shorthand, any route that robot  $i$  can implement can be denoted more shortly as  $(x_i, B_i, Q_i) \in Z_i$ . However, note that feasible

solutions to problem (1) must not only be valid routes, but they must also satisfy the pickup/delivery demand. More formally, the vectors  $(x_i, B_i, Q_i)$  must satisfy both the constraints

$$(x_i, B_i, Q_i) \in Z_i \quad \forall i \in \mathbb{I}, \quad (3a)$$

$$\text{and} \quad \sum_{i=1}^N \sum_{k:(j,k) \in \mathcal{E}_A} x_i^{jk} \geq 1 \quad \forall j \in R, \quad (3b)$$

where (3b) is the coupling constraint (1b). In light of this observation, the main idea to devise a distributed algorithm for problem (1) is to perform a negotiation to determine the value of the left-hand side of the constraint (3b) in a distributed way. This technique is known as *primal decomposition* (see also Appendix B). Let us define *allocation* vectors  $y_i \in \mathbb{R}^{|R|}$  that add up to the right-hand side of (3b), i.e.

$$\sum_{i=1}^N [y_i]_j = 1, \quad \forall j \in R,$$

where  $[y_i]_j$  denotes the  $j$ -th component of  $y_i$ . Each robot  $i$  will aim to determine its allocation  $y_i$  in such a way that

$$\sum_{k:(j,k) \in \mathcal{E}_A} x_i^{jk} \geq [y_i]_j, \quad \forall j \in R,$$

from which it directly follows that (3b) is satisfied. As it will be clear from the forthcoming analysis, the  $j$ -th entry of the vector  $y_i$  determines whether or not robot  $i$  must perform task  $j$ . In the next subsection, we introduce our distributed algorithm, whose purpose is to coordinate the computation of allocation vectors  $y_i$  such that (3b) is satisfied.

### B. Distributed Algorithm Description

Let us now introduce our distributed algorithm. Let  $t \in \mathbb{N}$  denote the iteration index. Each robot  $i$  maintains an estimate of the local allocation vector  $y_i^t \in \mathbb{R}^{|R|}$ . At each iteration, the vector  $y_i^t$  is updated according to (4)–(5). After a finite number of iterations, say  $T_f \in \mathbb{N}$ , the robots compute a tentative solution to the PDVRP based on the last computed allocation  $y_i^{T_f}$  with (6)–(7). The following table summarizes the algorithm as performed by each robot  $i$ . The symbol  $\text{conv}(Z_i)$  denotes the convex hull of the set  $Z_i$ , while  $\alpha^t$  is a step-size sequence. The algorithm has also some tuning parameters that are reported on the top of the table.

---

**Algorithm 1** Distributed Resource Allocation for PDVRP
 

---

**Parameters:**  $T_f > 0$ ,  $M > 0$ ,  $0 < \delta < 1$ .

**State:**  $y_i \in \mathbb{R}^{|R|}$  (initialized at  $[y_i^0]_j = \delta/N$  for all  $j \in R$ ).

**Repeat** for  $t = 0, 1, \dots, T_f - 1$ :

**Compute**  $\mu_i^t$  as Lagrange multiplier of LP

$$\begin{aligned} \min_{x_i, B_i, Q_i, v_i} \quad & \sum_{(j,k) \in \mathcal{E}_A} c_i^{jk} x_i^{jk} + M v_i \\ \text{subj. to} \quad & \sum_{k: (j,k) \in \mathcal{E}_A} x_i^{jk} \geq [y_i^t]_j - v_i, \quad \forall j \in R \\ & (x_i, B_i, Q_i) \in \text{conv}(Z_i), \quad v_i \geq 0 \end{aligned} \quad (4)$$

**Receive**  $\mu_\ell^t$  from neighbors  $\ell \in \mathcal{N}_i$  and update

$$y_i^{t+1} = y_i^t - \alpha^t \sum_{\ell \in \mathcal{N}_i} (\mu_i^t - \mu_\ell^t) \quad (5)$$

**Perform** component-wise thresholding of allocation

$$[y_i^{\text{END}}]_j = \min \left( [y_i^{T_f}]_j, 1 \right), \quad \forall j \in R \quad (6)$$

**Return**  $(x_i^{\text{END}}, B_i^{\text{END}}, Q_i^{\text{END}})$  as optimal solution of MILP

$$\begin{aligned} \min_{x_i, B_i, Q_i} \quad & \sum_{(j,k) \in \mathcal{E}_A} c_i^{jk} x_i^{jk} \\ \text{subj. to} \quad & \sum_{k: (j,k) \in \mathcal{E}_A} x_i^{jk} \geq [y_i^{\text{END}}]_j, \quad \forall j \in R \\ & (x_i, B_i, Q_i) \in Z_i \end{aligned} \quad (7)$$


---

Let us informally comment on the previous table. The algorithm is composed of two logic blocks. The first block, represented by the steps (4)–(5), is repeated in an iterative manner and is aimed at computing a final allocation vector  $y_i^{T_f}$  (cf. Section IV-B). In the second block, represented by the steps (6)–(7), the final allocation is used to determine a solution to the original problem. The thresholding step (6) rectifies the current local allocation  $y_i^{T_f}$  to obtain the final allocation  $y_i^{\text{END}}$ , which is fed to problem (7) to compute the local portion of solution  $(x_i^{\text{END}}, B_i^{\text{END}}, Q_i^{\text{END}})$ . An analysis of the algorithm is provided in Section IV, while a discussion on the choice of the tunable parameters  $M$ ,  $T_f$  and  $\delta$  can be found in Section V-A.

A few additional remarks are in order. First, note that the only information exchanged with neighbors are the Lagrange multipliers  $\mu_i^t$ . Thus, robots never exchange sensible local information (such as the cost, the load or the computed routes), therefore the algorithm maintains privacy. Remarkably, even though the number of robots increase, the amount of local computation remains unchanged. This scalability property is attractive and enables the solution of the problem even in large networks of robots.

In order to state the theoretical properties of the algorithm, we make the following standard assumption on the step-size  $\alpha^t$  appearing in (5).

**Assumption III.1.** *The step-size sequence  $\{\alpha^t\}_{t \geq 0}$ , with each  $\alpha^t \geq 0$ , satisfies  $\sum_{t=0}^{\infty} \alpha^t = \infty$ ,  $\sum_{t=0}^{\infty} (\alpha^t)^2 < \infty$ .*  $\square$

A discussion on possible choices of the step-size satisfying Assumption III.1 is given in Section V-A. The next theorem represents the central result of the paper.

**Theorem III.2** (Finite-time feasibility). *Let Assumption III.1 hold and let  $0 < \delta < 1$ . Then, for a sufficiently large  $M > 0$ , there exists a time  $T_\delta > 0$  such that the vector  $(z_1^{\text{END}}, \dots, z_N^{\text{END}})$ , the aggregate output of Algorithm 1, with each  $z_i^{\text{END}} = (x_i^{\text{END}}, B_i^{\text{END}}, Q_i^{\text{END}})$ , is a feasible solution to problem (1), provided that the total iteration count satisfies  $T_f \geq T_\delta$ .*

The proof is provided in Section IV-D. In Section VI, we perform an empirical study on the optimality of the solutions computed by Algorithm 1.

#### IV. ALGORITHM ANALYSIS

In this section, we provide a theoretical study of Algorithm 1. The analysis is delivered through some intermediate steps and ends up in the proof of Theorem III.2, which is provided in Section IV-D. From now on, we denote by  $\mathbf{1}$  the vector of ones with appropriate dimension.

##### A. Feasibility of Local Problems

We begin the analysis by proving that the algorithm is well posed. In particular, we show that it is indeed possible to solve the problems (4) and (7). The next lemma formalizes feasibility of problem (4).

**Lemma IV.1.** *Consider a robot  $i \in \mathbb{I}$  and let  $y_i^t$  be allocation computed by Algorithm 1 at an iteration  $t$ . Then, problem (4) is feasible.*

*Proof.* Note that problem (4) is the epigraph form of

$$\begin{aligned} \min_{x_i, B_i, Q_i} \quad & \sum_{(j,k) \in \mathcal{E}_A} c_i^{jk} x_i^{jk} \\ & + M \max \left\{ 0, \max_{j \in R} \left( [y_i^t]_j - \sum_{k:(j,k) \in \mathcal{E}_A} x_i^{jk} \right) \right\} \\ \text{subj. to} \quad & (x_i, B_i, Q_i) \in \text{conv}(Z_i) \end{aligned}$$

Moreover, it holds  $\text{conv}(Z_i) \supset Z_i$ . Therefore, the proof follows since  $Z_i$  is not empty (by assumption).  $\square$

Proving feasibility of problem (7) is more delicate and relies upon the thresholding operation, as formally shown next.

**Lemma IV.2.** *Consider a robot  $i \in \mathbb{I}$  and let  $y_i^{\text{END}}$  be the final allocation computed by Algorithm 1. Then, problem (7) is feasible.*

*Proof.* Fix a robot  $i$ . Because of the thresholding operation (6), it holds  $[y_i^{\text{END}}]_j \leq 1$  for all  $j \in R$ . We now show that the feasible set of problem (7) is not empty. Since problem (1) is assumed to be feasible, we know that there exists  $z_i = (x_i, B_i, Q_i) \in Z_i$ . Thus, we only have to show that the constraint  $\sum_{k:(j,k) \in \mathcal{E}_A} x_i^{jk} \geq [y_i^{\text{END}}]_j$  for all  $j \in R$  can be satisfied by at least one vector  $z_i \in Z_i$ .

Due to the flow constraints (1e), the subtour elimination constraints (1h) and the integer constraints (1g), for all  $j \in R$  the quantity  $\sum_{k:(j,k) \in \mathcal{E}_A} x_i^{jk}$  is either equal to 0 or equal to 1, since there can be at most one index  $k$  satisfying  $(j,k) \in \mathcal{E}_A$  and such that  $x_i^{jk} = 1$ . Consider the constraint  $\sum_{k:(j,k) \in \mathcal{E}_A} x_i^{jk} \geq [y_i^{\text{END}}]_j$  and fix a component  $j \in R$ . Note that this constraint essentially imposes whether or not robot  $i$  must pass through location  $j$ . Indeed, on the one hand, if  $[y_i^{\text{END}}]_j \leq 0$ , the vector  $z_i$  can be chosen such that the left-hand side is either equal to 0 (vehicle  $i$  does not pass through location  $j$ ) or equal to 1 (vehicle  $i$  passes through location  $j$ ). In either case, it holds  $\sum_{k:(j,k) \in \mathcal{E}_A} x_i^{jk} \geq 0 \geq [y_i^{\text{END}}]_j$  so that the constraint is satisfied. On the other hand, if  $0 < [y_i^{\text{END}}]_j \leq 1$  (recall that  $[y_i^{\text{END}}]_j \leq 1$  for all  $j \in R$  and thus there are no other possibilities), then the only way to satisfy the constraint is to have  $x_i^{jk} = 1$  for some index  $k$  with  $(j,k) \in \mathcal{E}_A$ , in which this case we would obtain  $1 = \sum_{k:(j,k) \in \mathcal{E}_A} x_i^{jk} \geq [y_i^{\text{END}}]_j > 0$ . As a consequence, problem (7) admits as feasible solution any vector  $(x_i, B_i, Q_i) \in Z_i$  representing a path passing through all the locations  $j \in R$  and satisfying  $[y_i^{\text{END}}]_j > 0$ .  $\square$



### B. Convergence of Distributed Resource Allocation Scheme

We now focus on the first logic block of Algorithm 1, namely steps (4)–(5). As discussed in [30], these two iterative steps can be used to obtain an optimal allocation  $(y_1^{\text{CONV}}, \dots, y_N^{\text{CONV}})$  associated to the convex problem

$$\begin{aligned} \min_{x, B, Q} \quad & \sum_{i=1}^N \sum_{(j,k) \in \mathcal{E}_A} c_i^{jk} x_i^{jk} \\ \text{subj. to} \quad & \sum_{i=1}^N \sum_{k: (j,k) \in \mathcal{E}_A} x_i^{jk} \geq \delta \quad \forall j \in R \\ & (x_i, B_i, Q_i) \in \text{conv}(Z_i), \quad \forall i \in \mathbb{I}. \end{aligned} \quad (8)$$

Before stating formally this result, we note that, by the discussion in Section III-A, problem (8) is essentially the same as problem (1), except that the mixed-integer constraints  $(x_i, B_i, Q_i) \in Z_i$  are replaced by their convex relaxation  $(x_i, B_i, Q_i) \in \text{conv}(Z_i)$ . Moreover, as we will explain in Section IV-C, the coupling constraints are enlarged by changing the right-hand side from 1 to  $\delta \in (0, 1)$  (recall that  $\delta$  is a tunable parameter of Algorithm 1).

Now, denote by  $(z_1^{\text{CONV}}, \dots, z_N^{\text{CONV}})$  an optimal solution of problem (8) with each  $z_i = (x_i, B_i, Q_i)$ , and by  $\{y_1^t, \dots, y_N^t\}_{t \geq 0}$  the allocation vector sequence produced by (4)–(5). The following lemma is extracted from [30] and summarizes the convergence properties of the distributed resource allocation scheme (4)–(5).

**Lemma IV.3.** *Let Assumption III.1 hold and recall that  $y_i^0 = \delta/N \mathbf{1}$  for all  $i \in \mathbb{I}$ . Moreover, let  $(y_1^{\text{CONV}}, \dots, y_N^{\text{CONV}}) \in \mathbb{R}^{N|R|}$  be an optimal allocation associated to problem (8), i.e., a vector satisfying  $\sum_{i=1}^N y_i^{\text{CONV}} = \delta \mathbf{1}$  and  $\sum_{k: (j,k) \in \mathcal{E}_A} x_i^{jk} \geq [y_i^{\text{CONV}}]_j$  for all  $j \in R$  and  $i \in \mathbb{I}$ . Then, for a sufficiently large  $M > 0$ , the distributed algorithm (4)–(5) generates a sequence  $\{y_1^t, \dots, y_N^t\}_{t \geq 0}$  such that*

- (i)  $\sum_{i=1}^N y_i^t = \delta \mathbf{1}$ , for all  $t \geq 0$ ;
- (ii)  $\lim_{t \rightarrow \infty} \|y_i^t - y_i^{\text{CONV}}\| = 0$  for all  $i \in \mathbb{I}$ . □

### C. Intermediate Results

Before turning to the proof of Theorem III.2, we provide some preparatory lemmas. The first lemma justifies the use of  $\delta$  (an arbitrarily small positive number) in place of the original right-hand side 1 in the coupling constraints (1b).

**Lemma IV.4.** *For all  $i \in \mathbb{I}$ , let  $(x_i, B_i, Q_i) \in Z_i$  such that  $\sum_{i=1}^N \sum_{k: (j,k) \in \mathcal{E}_A} x_i^{jk} > 0$  for all  $j \in R$ . Then, it holds  $\sum_{i=1}^N \sum_{k: (j,k) \in \mathcal{E}_A} x_i^{jk} \geq 1$  for all  $j \in R$ .*

*Proof.* For each component  $j \in R$ , by assumption we have

$$\sum_{i=1}^N \sum_{k: (j,k) \in \mathcal{E}_A} x_i^{jk} > 0. \quad (9)$$

Note that, since each  $x_i^{jk} \in \{0, 1\}$ , the quantity  $\sum_{i=1}^N \sum_{k: (j,k) \in \mathcal{E}_A} x_i^{jk}$  is either zero or at least equal to 1. Therefore, because of the assumption, we have  $\sum_{i=1}^N \sum_{k: (j,k) \in \mathcal{E}_A} x_i^{jk} \geq 1$  for all  $j \in R$ . □

The next two lemmas will be used in the sequel to characterize an optimal allocation associated to problem (8).

**Lemma IV.5.** *For all  $i \in \mathbb{I}$ , let  $\tilde{y}_i \in \mathbb{R}^{|R|}$  and  $(\tilde{x}_i, \tilde{B}_i, \tilde{Q}_i) \in \text{conv}(Z_i)$  such that  $\sum_{k: (j,k) \in \mathcal{E}_A} \tilde{x}_i^{jk} > [\tilde{y}_i]_j$  for all  $j \in R$ . Then, there exists  $(\bar{x}_i, \bar{B}_i, \bar{Q}_i) \in Z_i$  satisfying  $\sum_{k: (j,k) \in \mathcal{E}_A} \bar{x}_i^{jk} > [\tilde{y}_i]_j$  for all  $j \in R$ .*

*Proof.* Fix a robot  $i \in \mathbb{I}$  and note that, because of the flow constraints (1e) and the subtour elimination constraints (1h), for all  $j \in R$  it holds

$$\max_{(x_i, B_i, Q_i) \in Z_i} \left( \sum_{k:(j,k) \in \mathcal{E}_A} x_i^{jk} \right) = 1. \quad (10)$$

Moreover, note that it is possible to choose a local solution passing through all the locations (possibly at a high cost), i.e., there exists  $(\bar{x}_i, \bar{B}_i, \bar{Q}_i) \in Z_i$  such that  $\sum_{k:(j,k) \in \mathcal{E}_A} \bar{x}_i^{jk} = 1$  for all  $j \in R$ . Therefore, for all  $j \in R$  it holds

$$\begin{aligned} & \sum_{k:(j,k) \in \mathcal{E}_A} \bar{x}_i^{jk} \\ &= \max_{(x_i, B_i, Q_i) \in Z_i} \left( \sum_{k:(j,k) \in \mathcal{E}_A} x_i^{jk} \right) \\ &\stackrel{(a)}{=} \max_{(x_i, B_i, Q_i) \in \text{conv}(Z_i)} \left( \sum_{k:(j,k) \in \mathcal{E}_A} x_i^{jk} \right) \\ &\geq \sum_{k:(j,k) \in \mathcal{E}_A} x_i^{jk} \quad \text{for all } (x_i, B_i, Q_i) \in \text{conv}(Z_i), \end{aligned} \quad (11)$$

where (a) follows by linearity of the cost. In particular, the previous inequality holds with  $(x_i, B_i, Q_i) = (\tilde{x}_i, \tilde{B}_i, \tilde{Q}_i)$  and thus for all  $j \in R$  we have  $\sum_{k:(j,k) \in \mathcal{E}_A} \bar{x}_i^{jk} \geq \sum_{k:(j,k) \in \mathcal{E}_A} \tilde{x}_i^{jk} > [\tilde{y}_i]_j$ .  $\square$

**Lemma IV.6.** Let  $(y_1^{\text{CONV}}, \dots, y_N^{\text{CONV}}) \in \mathbb{R}^{N|R|}$  be an optimal allocation associated to problem (8), i.e., a vector satisfying  $\sum_{i=1}^N y_i^{\text{CONV}} = \delta \mathbf{1}$  and  $\sum_{k:(j,k) \in \mathcal{E}_A} x_i^{jk} \geq [y_i^{\text{CONV}}]_j$  for all  $j \in R$  and  $i \in \mathbb{I}$ . Then,  $y_i^{\text{CONV}} \leq \mathbf{1}$  for all  $i \in \mathbb{I}$ .

*Proof.* By contradiction, suppose that there is a component  $j \in R$  for which  $[y_i^{\text{CONV}}]_j > 1$ . By assumption, we have  $\sum_{k:(j,k) \in \mathcal{E}_A} x_i^{jk} \geq [y_i^{\text{CONV}}]_j$ . Using Lemma IV.5, we conclude that there exists  $(\bar{x}, \bar{B}, \bar{Q}) \in Z_i$  such that

$$\sum_{k:(j,k) \in \mathcal{E}_A} \bar{x}_i^{jk} \geq [y_i^{\text{CONV}}]_j > 1,$$

which contradicts (10).  $\square$

#### D. Proof of Theorem III.2

First, note that, by Lemmas IV.1 and IV.2, the algorithm is well posed. Moreover, by construction (cf. problem (7)) it holds  $(x_i^{\text{END}}, B_i^{\text{END}}, Q_i^{\text{END}}) \in Z_i$  for all  $i \in \mathbb{I}$ . Therefore, all the local constraints (1c) to (1l) are satisfied by  $(x_i^{\text{END}}, B_i^{\text{END}}, Q_i^{\text{END}})$  and we only need to show that there exists  $T_\delta > 0$  such that constraint (1b) is satisfied by  $(x_i^{\text{END}}, B_i^{\text{END}}, Q_i^{\text{END}})$  if  $T_f \geq T_\delta$ . By Lemma IV.4, it suffices to prove that  $\sum_{i=1}^N \sum_{k:(j,k) \in \mathcal{E}_A} x_i^{jk} > 0$  for all  $j \in R$ .

Consider the auxiliary sequence  $\{y_1^t, \dots, y_N^t\}_{t \geq 0}$  generated by Algorithm 1. By Lemma IV.3, this sequence converges to the vector  $(y_1^{\text{CONV}}, \dots, y_N^{\text{CONV}})$ . By definition of limit (using the infinity norm), there exists  $T_\delta > 0$  such that  $\|y_i^t - y_i^{\text{CONV}}\|_\infty < \delta/N$  (and thus  $y_i^t < y_i^{\text{CONV}} + \delta/N \mathbf{1}$ ) for all  $i \in \mathbb{I}$  and  $t \geq T_\delta$ .

Let us define a vector  $\rho_i \in \mathbb{R}^{|R|}$  representing the mismatch between  $y_i^{T_f}$  and its thresholded version  $y_i^{\text{END}}$ ,

$$\rho_i = y_i^{T_f} - y_i^{\text{END}}, \quad \text{for all } i \in \mathbb{I}. \quad (12)$$

By definition (6), it holds  $\rho_i \geq 0$ . Then, for all  $j \in R$ , it holds

$$\begin{aligned} \sum_{i=1}^N \sum_{k:(j,k) \in \mathcal{E}_A} x_i^{\text{END},jk} &\geq \sum_{i=1}^N [y_i^{\text{END}}]_j \\ &= \underbrace{\sum_{i=1}^N [y_i^{T_f}]_j}_{\delta} - \sum_{i=1}^N [\rho_i]_j \\ &= \delta - \sum_{i=1}^N [\rho_i]_j \end{aligned}$$

Let us temporarily assume that  $\rho_i < \delta/N$  for all  $i \in \mathbb{I}$ . Then, we obtain the desired statement

$$\begin{aligned} \sum_{i=1}^N \sum_{k:(j,k) \in \mathcal{E}_A} x_i^{\text{END},jk} &\geq \delta - \sum_{i=1}^N [\rho_i]_j \\ &> \left( \delta - \sum_{i=1}^N \delta/N \right) = 0. \end{aligned}$$

It remains to show that  $\rho_i < \delta/N$  for all  $i \in \mathbb{I}$ . Fix a robot  $i$  and consider a component  $j \in R$  of the vector  $\rho_i$ . Owing to the definition (6) of  $y_i^{\text{END}}$ , either the  $j$ -th component is equal to  $[y_i^{T_f}]_j$  or it is equal to 1. In the former case, we have  $[\rho_i]_j = 0 < \delta/N$ . In the latter case, there is a non-negative mismatch  $[\rho_i]_j = [y_i^{T_f}]_j - 1 \geq 0$ . Now, using the fact  $y_i^t < y_i^{\text{CONV}} + \delta/N$  for all  $t \geq T_\delta$ , we have

$$\begin{aligned} [\rho_i]_j &= [y_i^{T_f}]_j - 1 \\ &< [y_i^{\text{CONV}}]_j - 1 + \delta/N \\ &\leq \delta/N \end{aligned}$$

provided that  $T_f \geq T_\delta$ , where in the last inequality we applied Lemma IV.6. The proof follows.  $\square$

## V. DISCUSSION AND EXTENSION

In this section, we provide guidelines for the choice of the algorithm parameters and we discuss a possible extension of Algorithm 1 to a more general setting.

### A. On the Choice of the Parameters

As already mentioned in Section III, there are a few parameters that must be appropriately set in order for Algorithm 1 to work correctly. The basic requirements for the parameters are summarized in Theorem III.2 and are recalled here: (i)  $M > 0$  must be sufficiently large, (ii)  $\delta$  is any number in the open interval  $(0, 1)$ , (iii) the total number of iterations  $T_f > 0$  must be sufficiently large, (iv) the step-size sequence  $\{\alpha^t\}_{t \geq 0}$  must satisfy Assumption III.1.

The parameter  $M > 0$  is an exact penalty weight (cf. [31]). The minimum admissible value is the 1-norm of the dual solution of problem (8). A conservative choice is any large number not creating numerical instability when solving the local problems (4). The assumption on the step-size sequence  $\{\alpha^t\}_{t \geq 0}$  is typical in the distributed optimization literature. A sensible choice satisfying Assumption III.1 is  $\alpha^t = K/(t+1)$ , with any  $K > 0$ .

The purpose of the parameter  $\delta$  is to enlarge the constraint (1b) (see also Lemma IV.4) and is linked to the minimum value of  $T_f$ , i.e., the minimum number of iterations to guarantee feasibility (cf. Theorem III.2). There is an inherent tradeoff between  $\delta$  and the minimal  $T_f$ . For  $\delta$  close to 1, precedence is given to

feasibility and  $T_f$  may become smaller, while for  $\delta$  close to 0, solution optimality is prioritized, possibly at the cost of a higher  $T_f$ . Indeed, for  $\delta$  close to 1, the time  $T_\delta$  in the proof of Theorem III.2 may be smaller, and therefore a smaller number of iterations  $T_f$  may be sufficient to attain feasibility of the solution. Instead, for  $\delta$  close to 0, a greater number of iterations may be required to obtain feasibility. However, in the latter case there could be less robots for which the components of  $y_i^{T_f}$  are positive (because, by Lemma IV.3, it must hold  $\sum_{i=1}^N y_i^{T_f} = \delta \mathbf{1}$  with a small positive  $\delta$ ), thus forcing less robots to pass through the same location. In Section VI, we perform simulations in order to study the trade-off between  $\delta$  and  $T_f$  numerically.

### B. Extension to Heterogeneous PDVRP Graphs

Let us outline a possible extension of problem (1) that can be handled by Algorithm 1. Recall from Section II-C that problem (1) has the implicit assumption that  $C_i \geq \max_{j \in R} \{q^j\}$  for all  $i \in \mathbb{I}$ , where  $C_i$  is the capacity of vehicle  $i$  and  $q^j$  is the demand/supply at location  $j$ . In real scenarios, while there may be vehicles potentially capable of performing all the pickup/delivery requests, it is often the case that many vehicles are small sized and can only accomplish a subset of the task requests. This means that the assumption  $C_i \geq \max_{j \in R} \{q^j\}$  may not hold for some robots.

The general case just outlined can be handled with minor modifications in the formulation of problem (1) and in the algorithm. Indeed, if  $C_i < q^j$  for some robot  $i$  and some location  $j$ , the PDVRP (1) would be unsolvable by construction (due to infeasibility). Thus, for each robot  $i \in \mathbb{I}$  we define the largest *local* set of requests  $R_i \subseteq R$  such that  $C_i \geq q^j$  for all  $j \in R_i$ . Following the description in Section II-B, the sets  $R_i$  will now induce *local* graphs  $\mathcal{G}_{Ai} = (V_{Ai}, \mathcal{E}_{Ai})$  of possible paths, with vertex set  $V_{Ai} = \{s, \sigma\} \cup R_i$  and edge set  $\mathcal{E}_{Ai} = \{(j, k) \mid j, k \in V_{Ai}, j \neq k \text{ and } j \neq \sigma, k \neq s\}$ . Then, each robot  $i$  defines a smaller set of optimization variables  $x_i^{jk}$  with  $j, k \in V_{Ai}$  (instead of  $j, k \in V_A$ ) and similarly for  $B_i$  and  $Q_i$ . The optimization problem is formulated similarly to problem (1) by dropping all the references to non-existing optimization variables. The resulting modified version of problem (1) is now feasible as long as for all  $j \in R$  there exists  $i \in \mathbb{I}$  such that  $C_i \geq q^j$  (i.e., each task can be performed by at least one robot).

The distributed algorithm also requires minor modifications. In particular, the summations in problems (4) and (7) are performed using  $\mathcal{E}_{Ai}$  in place of  $\mathcal{E}_A$ . Moreover, the thresholding operation (6) is replaced by the following one

$$[y_i^{\text{END}}]_j = \begin{cases} \min([y_i^{T_f}]_j, 1) & \text{if } j \in R_i \\ \min([y_i^{T_f}]_j, 0) & \text{otherwise} \end{cases}$$

for all  $j \in R$ . Finally, the sets  $Z_i$  must be replaced by the new version of the constraints (1c)–(1l) with  $\mathcal{E}_{Ai}$  in place of  $\mathcal{E}_A$ . It is possible to follow essentially the same line of proof outlined in Section IV with only minor precautions in Lemmas IV.2 and IV.5, by which it can be concluded that Theorem III.2 holds with no changes.

## VI. SIMULATIONS ON GAZEBO

In this section, we provide simulation results for the proposed distributed algorithm for teams of Turtlebot3 Burger ground robots that have to serve a set of pickup and delivery requests scattered in the environment. All the simulations are performed using the CHOIRBOT [32] ROS 2 framework. We first describe how we integrate the proposed distributed scheme in CHOIRBOT and then we show simulation results.

### A. Simulation Set-up

In the CHOIRBOT software architecture, each robot is modeled as a cyber-physical agent and consists of three interacting layers: distributed optimization layer, trajectory planning layer and low-level control layer. The CHOIRBOT architecture is based on the novel ROS 2 framework, which handles inter-process

communications via the TCP/IP stack. This means that the proposed simulations are based on the same network communications that would be performed by a team of real robots connected over a wireless network. Robots are simulated in the Gazebo environment [33], which provides an accurate estimation of the Turtlebot dynamics. Thanks to the realistic simulations provided by Gazebo, the proposed results are comparable to experimental results on a real team of robots. In Figure 2, we show a snapshot of one of the simulations addressed in the next section.

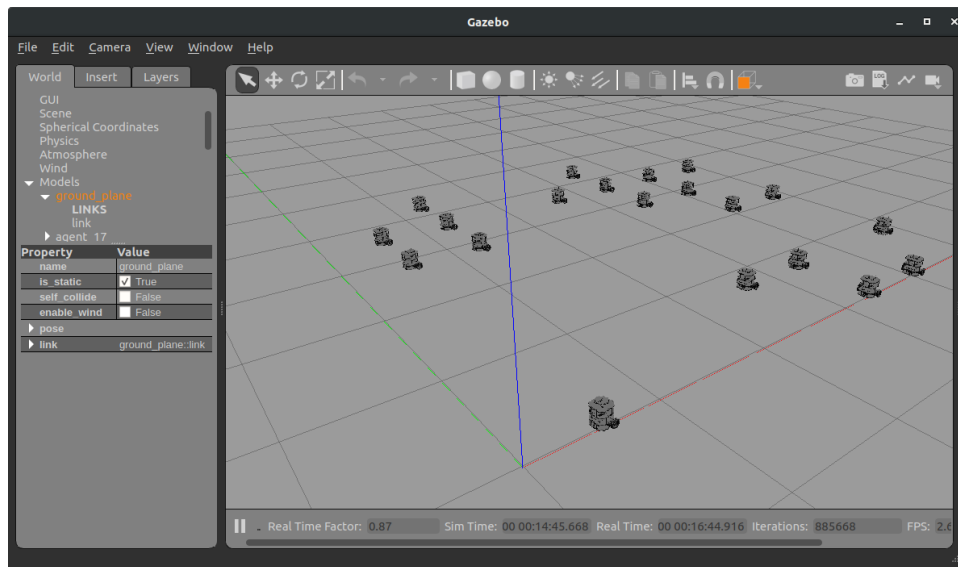


Figure 2. Snapshot of the initial condition of one of the Gazebo simulations.

We now describe more in detail the components of the proposed architecture. As said, the distributed optimization layer handles the cooperative solution of the pickup and delivery problem. It consists of a set of optimization processes, one for each robot, that perform the steps of Algorithm 1. We underline that, thanks to the ROS 2 framework, these optimization processes are independent among each other and perform communications over the TCP/IP stack. As such, the proposed architecture is purely distributed. At the beginning of the simulation, each optimization node gathers the information on the pickup and delivery requests and evaluates the cost vector  $c_i$  (i.e. the robot-to-task distances) and the local constraint sets  $Z_i$ . We stress that these computations are performed independently for each robot on different processes, without having access to the other robot information. After the initialization, robots start communicating and performing the steps of the distributed algorithm proposed in Section III-B. To implement Algorithm 1, we used the DISROPT Python package [34], which provides the needed features to encode the algorithm steps and is compatible with the CHOIRBOT framework (see also [32]). As soon as the distributed optimization procedure completes, robots start moving towards the assigned tasks. Due to constraint (1b), suboptimal solutions of problem (1) may lead more than one robot to perform the same task. Thus, the robot communicates to a so-called AUTH node that it wants to start a particular task. If the task has been already taken care of by another robot, the AUTH node denies authorization and the robot performs the next one. The target positions are then communicated to the local trajectory planning layer and then fed to the low-level controllers to steer the robots over the requests positions. The controller nodes interact with Gazebo, which simulates the robot dynamics and provides the pose of each robot.

We have experimentally found that a satisfying tuning of the distributed algorithm is as follows. The robots perform 250 iterations with local allocation initialized as in Algorithm 1. For the first 125 iterations they use the diminishing step size  $\alpha^t = 0.005/(t+1)$ , then they use a constant step size (equal to the last computed one). Because of the constant step size, the final allocation fed to the thresholding operation (6)

is the running average computed from iteration 126 on, i.e.

$$\left( \sum_{\tau=126}^{250} \alpha^{\tau} y_i^{\tau} \right) / \left( \sum_{\tau=126}^{250} \alpha^{\tau} \right)$$

This particular tweaking allows the robots to quickly converge to a good-quality solution.

## B. Results

We performed three Monte Carlo simulations on random instances of problem (1) on the described platform with Turtlebot3 robots.

*First simulation.* To begin with, we test the optimality of the computed solution while varying the number of robots  $N$ . We perform 50 Monte Carlo trials for each value of  $N$  and we fix  $\delta = 0.9$  to prioritize feasibility over optimality (cf. Section V-A). For each trial, 10 pickup requests and 10 corresponding deliveries are randomly generated on the plane. In Figure 3, we show the cost error of the solution actuated by robots after 250 iterations of the distributed algorithm, compared to the cost of a centralized solver, with varying number of robots. The figure highlights that the distributed algorithm is able to achieve an average 20% suboptimality.

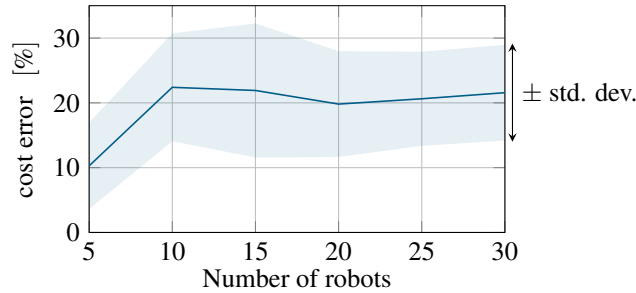


Figure 3. Cost error in Monte Carlo simulations on Gazebo for varying number of robots.

*Second simulation.* Now, we assess the behavior of the cost error while varying the total number of requests. Specifically, we consider a team of 20 robots and we let the number of requests  $|R|$  vary from 4 to 24 (with  $\delta = 0.9$ ). For each of these values of  $|R|$ , we perform 50 trials and we let the robots implement the solution after 250 iterations of the distributed algorithm. The results are depicted in Figure 4 and Figure 5. Notably, as it can be seen from Figure 4, the mean relative error remains constant while increasing the number of requests. This is an appealing feature of the proposed strategy considering the fact that, as depicted also in Figure 5, the global optimal cost increases with the number of tasks.

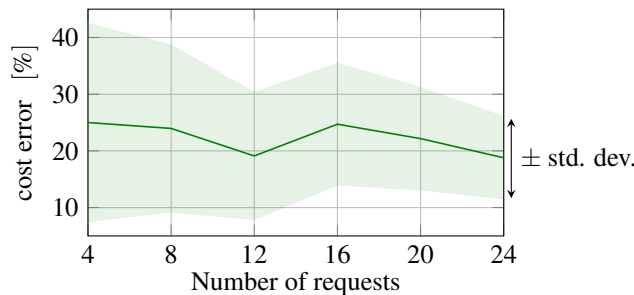


Figure 4. Cost error in Monte Carlo simulations on Gazebo for varying number of requests.

*Third simulation.* Finally, we perform simulations to determine the number of iterations needed to achieve finite-time feasibility while varying the number of robots  $N$  and the value of  $\delta$ . We employed three values of  $\delta$ , namely 0.1, 0.5, 0.9, and performed 50 trials for each of the values  $N = 5, 10, 15, 20, 25, 30$

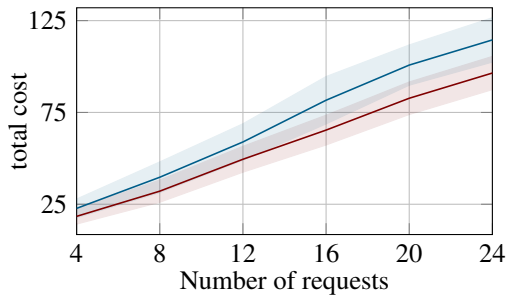


Figure 5. Comparison between the centralized optimal solution (red) and the one found by the proposed distributed strategy (blue).

and for each value of  $\delta$ . In each trial, we performed 250 iterations of the algorithm and recorded the value of the coupling constraint. Then we determined the following quantity

$$\min t$$

$$\text{such that } \sum_{i=1}^N \sum_{k:(j,k) \in \mathcal{E}_A} x_i^{jk\tau} \geq 1 \quad \text{for all } \tau \geq t,$$

which is essentially an empirical value of  $T_\delta$  appearing in Theorem III.2. Interestingly, we found out that, for all the trials, the empirical value of  $T_\delta$  is zero, which means that in all the simulated scenarios the algorithm provides a feasible solution to the PDVRP (1) since the first iteration.

## VII. EXPERIMENTS

To conclude, we show experimental results on real teams of robots solving PDVRP instances. We consider heterogeneous teams composed by Crazyflie nano-quadrotors and Turtlebot 3 Burger mobile robots. Tasks are generated randomly in the space. In particular, we split the experiment area in two halves. Pickup requests are located in the right half, while deliveries are in the left half. To simulate the pickup/delivery procedure, each robot waits over the request location a random service time  $d^j$  between 3 and 5 seconds. Each robot can serve a subset of the pickup/delivery requests. This is decided randomly at the beginning of the experiment. The capacity  $C_i$  of each robot and the demand/supply  $q^j$  of tasks are drawn from uniform distributions. The velocity of robots (both ground and aerial) is approximately 0.2 m/s. The solution mechanism is the same used in the simulations.

As regards the low-level controllers, we proceed as follows. Turtlebot3 robots are controlled using a linear state feedback for single integrators. In this way, we can handle collision among robots via barrier functions using the approach described in [35]. Then, in order to get the unicycle inputs, we utilize a near-identity diffeomorphism (see [35]). As for nano-quadrotors, a hierarchical controller has been considered. Specifically, a flatness-based position controller generates desired angular rates that are then actuated with a low-level PID control loop. The position controller receives as input a sufficiently smooth position trajectory, which is computed as a polynomial spline.

We performed two different experiments. In the first one, there are 3 ground robots and 2 aerial robots that must serve a total of 5 pickups and 5 deliveries. In Figure 6, we show a snapshot from the experiment. Then we performed a second, larger experiment with 7 ground robots and 2 aerial robots that must serve 10 pickups and 10 deliveries. In Figure 7, we show snapshots from the second experiment. A video is also available as supplementary material to the paper.<sup>1</sup>

<sup>1</sup>The video is also available at <https://www.youtube.com/watch?v=NwqzIEBNIS4>.






Figure 6. First experiment with ground and aerial robots for the PDVRP problem. Ground robots are indicated with a square, while aerial robots are delimited with circles. The red pins represent pickups, while the blue ones represent deliveries. The paths travelled by robots are depicted as dashed lines.



Figure 7. Snapshots from the second experiment. Left: robots have reached the pickup positions and perform the loading operation (simulated). Right: robots have reached the delivery positions and have terminated the mission.

## VIII. CONCLUSIONS

In this paper, we introduced a purely distributed scheme to address large-scale instances of the Pickup-and-Delivery Vehicle Routing Problem in networks of cooperating robots. The proposed distributed algorithm is shown to provide a feasible solution in a finite number of communication rounds and has remarkable scalability and privacy-preserving properties that allow for large robotic networks. The theoretical results are corroborated on a set of realistic simulations through a combined ROS 2 / Gazebo platform. Finally, experimental results on a real testbed highlight feasibility of the proposed solution for a heterogeneous team of ground and aerial robots.

## APPENDIX A

### CONVERSION TO MIXED-INTEGER LINEAR PROGRAM

Problem (1) is almost a mixed-integer linear program, except for the fact that the constraints (1h) and (1i) are nonlinear. However, from a computational point of view, the constraints (1h) and (1i) can be readily recast as linear ones. To achieve this, we use a standard procedure (see [36], [37]) that can be summarized as follows.

First, we introduce for each  $i, j, k$  the constraints  $0 \leq B_i^j \leq \bar{B}_i$ , where  $\bar{B}_i \geq 0$  is any conservative upper bound on the total travel time of vehicle  $i$  selected so as to preserve the solutions of the original



problem <sup>2</sup>. While this operation does not affect the problem, it introduces a bound on the value of each  $B^j$ . After defining for all  $i, j, k$  the scalars  $M_i^{jk} = \bar{B}_i + d^j + t_i^{jk}$  (or any larger number), the nonlinear constraint (1h) can be replaced with the linear one

$$B_i^k \geq B_i^j + d_j + t_i^{jk} - M_i^{jk}(1 - x_i^{jk}). \quad (13)$$

Equivalence of the constraint (1h) with (13) can be verified by noting that, for  $x_i^{jk} = 1$ , we obtain the desired constraint  $B_i^k \geq B_i^j + d_j + t_i^{jk}$ , while for  $x_i^{jk} = 0$  the constraint (13) becomes  $B_i^k \geq B_i^j + d_j + t_i^{jk} - M_i^{jk}$  (which is already implied by the constraints  $B_i^k \geq 0$  and  $B_i^j \geq 0$ ).

A similar reasoning can be applied to turn the constraint (1i) into a linear one. Let us define  $\bar{W}_i^{jk} = \bar{Q}^j + q^k$  and  $\underline{W}_i^{jk} = \bar{Q}^k - q^k - \bar{Q}^j$  (or any larger number), then constraint (1i) can be equivalently replaced with the pair of linear constraints

$$Q_i^k \geq Q_i^j + q^k - \bar{W}_i^{jk}(1 - x_i^{jk}), \quad (14a)$$

$$Q_i^k \leq Q_i^j + q^k + \underline{W}_i^{jk}(1 - x_i^{jk}). \quad (14b)$$

After introducing the additional constraints  $0 \leq B_i^j \leq \bar{B}_i$  for all  $i, j, k$  and replacing (1h)–(1i) with their equivalent versions (13)–(14), problem (1) becomes a MILP.

## APPENDIX B PRIMAL DECOMPOSITION

Consider a network of  $N$  agents indexed by  $\mathbb{I} = \{1, \dots, N\}$  that aim to solve a linear program of the form

$$\begin{aligned} \min_{x_1, \dots, x_N} \quad & \sum_{i=1}^N c_i^\top x_i \\ \text{subj. to} \quad & x_i \in X_i, \quad \forall i \in \mathbb{I}, \\ & \sum_{i=1}^N A_i x_i \leq b, \end{aligned} \quad (15)$$

where each  $x_i \in \mathbb{R}^{n_i}$  is the  $i$ -th optimization variable,  $c_i \in \mathbb{R}^{n_i}$  is the  $i$ -th cost vector,  $X_i \subset \mathbb{R}^{n_i}$  is the  $i$ -th polyhedral constraint set and  $A_i \in \mathbb{R}^{S \times n_i}$  is a matrix for the  $i$ -th contribution to the *coupling constraint*  $\sum_{i=1}^N A_i x_i \leq b \in \mathbb{R}^S$ . Problem (15) enjoys the constraint-coupled structure [38] and can be recast into a master-subproblem architecture by using the so-called *primal decomposition* technique [39]. The right-hand side vector  $b$  of the coupling constraint is interpreted as a given (limited) resource to be shared among the network agents. Thus, local *allocation vectors*  $y_i \in \mathbb{R}^S$  for all  $i$  are introduced such that  $\sum_{i=1}^N y_i = b$ . To determine the allocations, a *master problem* is introduced

$$\begin{aligned} \min_{y_1, \dots, y_N} \quad & \sum_{i=1}^N p_i(y_i) \\ \text{subj. to} \quad & \sum_{i=1}^N y_i = b \\ & y_i \in Y_i, \quad \forall i \in \mathbb{I}, \end{aligned} \quad (16)$$

<sup>2</sup>A simple possibility is to select  $\bar{B}_i$  as the sum of all possible travel times  $t_i^{jk}$  from all  $i$  to all  $j$ , plus the service times  $d^j$  for all  $j$ .

where, for each  $i \in \mathbb{I}$ , the function  $p_i : \mathbb{R}^S \rightarrow \mathbb{R}$  is defined as the optimal cost of the  $i$ -th (linear programming) *subproblem*

$$\begin{aligned} p_i(y_i) &= \min_{x_i} c_i^\top x_i \\ \text{subj. to } & A_i x_i \leq y_i \\ & x_i \in X_i. \end{aligned} \tag{17}$$

In problem (16), the new constraint set  $Y_i \subseteq \mathbb{R}^S$  is the set of  $y_i$  for which problem (17) is feasible, i.e., such that there exists  $x_i \in X_i$  satisfying the local *allocation constraint*  $A_i x_i \leq y_i$ . Assuming problem (15) is feasible and  $X_i$  are compact sets, if  $(y_1^*, \dots, y_N^*)$  is an optimal solution of (16) and, for all  $i$ ,  $x_i^*$  is optimal for (17) (with  $y_i = y_i^*$ ), then  $(x_1^*, \dots, x_N^*)$  is an optimal solution of the original problem (15) (see, e.g., [39, Lemma 1]).

## REFERENCES

- [1] N. Kamra, T. S. Kumar, and N. Ayanian, “Combinatorial problems in multirobot battery exchange systems,” *IEEE Transactions on Automation Science and Engineering*, vol. 15, no. 2, pp. 852–862, 2017.
- [2] A. Ham, “Drone-based material transfer system in a robotic mobile fulfillment center,” *IEEE Transactions on Automation Science and Engineering*, vol. 17, no. 2, pp. 957–965, 2019.
- [3] M. C. Gombolay, R. J. Wilcox, and J. A. Shah, “Fast scheduling of robot teams performing tasks with temporospatial constraints,” *IEEE Transactions on Robotics*, vol. 34, no. 1, pp. 220–239, 2018.
- [4] X. Bai, M. Cao, W. Yan, and S. S. Ge, “Efficient routing for precedence-constrained package delivery for heterogeneous vehicles,” *IEEE Transactions on Automation Science and Engineering*, vol. 17, no. 1, pp. 248–260, 2019.
- [5] P. Toth and D. Vigo, *The vehicle routing problem*. SIAM, 2002.
- [6] S. N. Parragh, K. F. Doerner, and R. F. Hartl, “A survey on pickup and delivery models part II: Transportation between pickup and delivery locations,” *Journal für Betriebswirtschaft*, vol. 58, no. 2, pp. 81–117, 2008.
- [7] V. Pillac, M. Gendreau, C. Guéret, and A. L. Medaglia, “A review of dynamic vehicle routing problems,” *European Journal of Operational Research*, vol. 225, no. 1, pp. 1–11, 2013.
- [8] U. Ritzinger, J. Puchinger, and R. F. Hartl, “A survey on dynamic and stochastic vehicle routing problems,” *International Journal of Production Research*, vol. 54, no. 1, pp. 215–231, 2016.
- [9] B. Coltin and M. Veloso, “Online pickup and delivery planning with transfers for mobile robots,” in *Workshops at the Twenty-Seventh AAAI Conference on Artificial Intelligence*, 2013.
- [10] M. Liu, H. Ma, J. Li, and S. Koenig, “Task and path planning for multi-agent pickup and delivery,” in *AAMAS*, 2019, pp. 1152–1160.
- [11] M. H. F. b. M. Fauadi, S. H. Yahaya, and T. Murata, “Intelligent combinatorial auctions of decentralized task assignment for agv with multiple loading capacity,” *IEEE Transactions on electrical and electronic Engineering*, vol. 8, no. 4, pp. 371–379, 2013.
- [12] B. Heap and M. Pagnucco, “Repeated sequential single-cluster auctions with dynamic tasks for multi-robot task allocation with pickup and delivery,” in *German Conference on Multiagent System Technologies*. Springer, 2013, pp. 87–100.
- [13] A. Arsie, K. Savla, and E. Frazzoli, “Efficient routing algorithms for multiple vehicles with no explicit communications,” *IEEE Transactions on Automatic Control*, vol. 54, no. 10, pp. 2302–2317, 2009.
- [14] A. Soeanu, S. Ray, M. Debbabi, J. Berger, A. Boukhtouta, and A. Ghanmi, “A decentralized heuristic for multi-depot split-delivery vehicle routing problem,” in *2011 IEEE International Conference on Automation and Logistics (ICAL)*. IEEE, 2011, pp. 70–75.
- [15] S. Chopra, G. Notarstefano, M. Rice, and M. Egerstedt, “A distributed version of the hungarian method for multirobot assignment,” *IEEE Transactions on Robotics*, vol. 33, no. 4, pp. 932–947, 2017.
- [16] A. Settimi and L. Pallottino, “A subgradient based algorithm for distributed task assignment for heterogeneous mobile robots,” in *IEEE Conference on Decision and Control (CDC)*, 2013, pp. 3665–3670.
- [17] M. Bürger, G. Notarstefano, F. Bullo, and F. Allgöwer, “A distributed simplex algorithm for degenerate linear programs and multi-agent assignments,” *Automatica*, vol. 48, no. 9, pp. 2298–2304, 2012.
- [18] A. Testa and G. Notarstefano, “Generalized assignment for multi-robot systems via distributed branch-and-price,” *arXiv preprint arXiv:2004.11857*, 2020.
- [19] L. Luo, N. Chakraborty, and K. Sycara, “Distributed algorithms for multirobot task assignment with task deadline constraints,” *IEEE Transactions on Automation Science and Engineering*, vol. 12, no. 3, pp. 876–888, 2015.
- [20] A. Testa, A. Rucco, and G. Notarstefano, “Distributed mixed-integer linear programming via cut generation and constraint exchange,” *IEEE Transactions on Automatic Control*, vol. 65, no. 4, pp. 1456–1467, 2019.
- [21] Z. Talebpour and A. Martinoli, “Adaptive risk-based replanning for human-aware multi-robot task allocation with local perception,” *IEEE Robotics and Automation Letters*, vol. 4, no. 4, pp. 3790–3797, 2019.
- [22] N. Buckman, H.-L. Choi, and J. P. How, “Partial replanning for decentralized dynamic task allocation,” in *AIAA Scitech 2019 Forum*, 2019, p. 0915.
- [23] A. Farinelli, A. Contini, and D. Zorzi, “Decentralized task assignment for multi-item pickup and delivery in logistic scenarios,” in *Proceedings of the 19th International Conference on Autonomous Agents and MultiAgent Systems*, 2020, pp. 1843–1845.
- [24] L. Abbatecola, M. P. Fanti, G. Pedroncelli, and W. Ukovich, “A distributed cluster-based approach for pick-up services,” *IEEE Transactions on Automation Science and Engineering*, vol. 16, no. 2, pp. 960–971, 2018.

- [25] M. Pavone, N. Bisnik, E. Frazzoli, and V. Isler, “A stochastic and dynamic vehicle routing problem with time windows and customer impatience,” *Mobile Networks and Applications*, vol. 14, no. 3, pp. 350–364, 2009.
- [26] M. Pavone, E. Frazzoli, and F. Bullo, “Adaptive and distributed algorithms for vehicle routing in a stochastic and dynamic environment,” *IEEE Transactions on automatic control*, vol. 56, no. 6, pp. 1259–1274, 2010.
- [27] F. Bullo, E. Frazzoli, M. Pavone, K. Savla, and S. L. Smith, “Dynamic vehicle routing for robotic systems,” *Proceedings of the IEEE*, vol. 99, no. 9, pp. 1482–1504, 2011.
- [28] M. Saleh, A. Soeanu, S. Ray, M. Debbabi, J. Berger, and A. Bouktouta, “Mechanism design for decentralized vehicle routing problem,” in *Proceedings of the 27th Annual ACM Symposium on Applied Computing*, 2012, pp. 749–754.
- [29] A. Falsone, K. Margellos, and M. Prandini, “A distributed iterative algorithm for multi-agent milps: finite-time feasibility and performance characterization,” *IEEE control systems letters*, vol. 2, no. 4, pp. 563–568, 2018.
- [30] A. Camisa, I. Notarnicola, and G. Notarstefano, “Distributed primal decomposition for large-scale MILPs,” *IEEE Transactions on Automatic Control*, pp. 1–1, 2021.
- [31] D. P. Bertsekas, *Constrained optimization and Lagrange multiplier methods*. Academic press, 1982.
- [32] A. Testa, A. Camisa, and G. Notarstefano, “ChoiRbot: A ROS 2 toolbox for cooperative robotics,” *IEEE Robotics and Automation Letters*, vol. 6, no. 2, pp. 2714–2720, 2021.
- [33] N. Koenig and A. Howard, “Design and use paradigms for gazebo, an open-source multi-robot simulator,” in *2004 IEEE/RSJ International Conference on Intelligent Robots and Systems (IROS)(IEEE Cat. No. 04CH37566)*, vol. 3. IEEE, 2004, pp. 2149–2154.
- [34] F. Farina, A. Camisa, A. Testa, I. Notarnicola, and G. Notarstefano, “Disropt: a Python framework for distributed optimization,” *arXiv preprint arXiv:1911.02410*, 2019.
- [35] S. Wilson, P. Glotfelter, L. Wang, S. Mayya, G. Notomista, M. Mote, and M. Egerstedt, “The robotarium: Globally impactful opportunities, challenges, and lessons learned in remote-access, distributed control of multirobot systems,” *IEEE Control Systems Magazine*, vol. 40, no. 1, pp. 26–44, 2020.
- [36] J.-F. Cordeau, “A branch-and-cut algorithm for the dial-a-ride problem,” *Operations Research*, vol. 54, no. 3, pp. 573–586, 2006.
- [37] A. Bemporad and M. Morari, “Control of systems integrating logic, dynamics, and constraints,” *Automatica*, vol. 35, no. 3, pp. 407–427, 1999.
- [38] G. Notarstefano, I. Notarnicola, and A. Camisa, “Distributed optimization for smart cyber-physical networks,” *Foundations and Trends® in Systems and Control*, vol. 7, no. 3, pp. 253–383, 2019.
- [39] G. J. Silverman, “Primal decomposition of mathematical programs by resource allocation: I—basic theory and a direction-finding procedure,” *Operations Research*, vol. 20, no. 1, pp. 58–74, 1972.



**Andrea Camisa** received the Laurea degree summa cum laude in Computer Engineering from the University of Salento, Italy in 2017 and the Licenza degree from the excellence school ISUFI, Italy in 2018. He is a Ph.D student within the Ph.D Programme “Biomedical, Electrical, and Systems Engineering” at the Department of Electrical, Electronic and Information Engineering, University of Bologna, Italy. He was a visiting student at the University of Stuttgart in 2017 and 2018. His research interests include convex, distributed and mixed-integer optimization.



**Andrea Testa** received the Laurea degree “summa cum laude” in Computer Engineering from the Università del Salento, Lecce, Italy in 2016 and the Ph.D degree in Engineering of Complex Systems from the same university in 2020.

He is a Research Fellow at Alma Mater Studiorum Università di Bologna, Bologna, Italy. He was a visiting scholar at LAAS-CNRS, Toulouse, (July to September 2015 and February 2016) and at Alma Mater Studiorum Università di Bologna (October 2018 to June 2019). His research interests include control of UAVs and distributed optimization.



**Giuseppe Notarstefano** received the Laurea degree summa cum laude in electronics engineering from the Università di Pisa, Pisa, Italy, in 2003 and the Ph.D. degree in automation and operation research from the Università di Padova, Padua, Italy, in 2007.

He is a Professor with the Department of Electrical, Electronic, and Information Engineering G. Marconi, Alma Mater Studiorum Università di Bologna, Bologna, Italy. He was Associate Professor (from June 2016 to June 2018) and previously Assistant Professor, Ricercatore (from February 2007), with the Università del Salento, Lecce, Italy. He has been Visiting Scholar at the University of Stuttgart, University of California Santa Barbara, Santa Barbara, CA, USA and University of Colorado Boulder, Boulder, CO, USA. His research interests include distributed optimization, cooperative control in complex networks, applied nonlinear optimal control, and trajectory optimization and maneuvering of aerial

and car vehicles.

Dr. Notarstefano serves as an Associate Editor for *IEEE Transactions on Automatic Control*, *IEEE Transactions on Control Systems Technology*, and *IEEE Control Systems Letters*. He has been also part of the Conference Editorial Board of IEEE Control Systems Society and EUCA. He is recipient of an ERC Starting Grant 2014.