

Temporal Deep Unfolding for Nonlinear Maximum Hands-off Control

Masako Kishida^{1†} and Masaki Ogura²

¹Principles of Informatics Research Division, National Institute of Informatics, Tokyo, Japan
(E-mail: kishida@nii.ac.jp)

²Graduate School of Information Science and Technology, Osaka University, Osaka, Japan
(E-mail: m-ogura@ist.osaka-u.ac.jp)

Abstract: This paper proposes a computational technique based on “deep unfolding” to solving the finite-time maximum hands-off control problem for discrete-time nonlinear stochastic systems. In particular, we seek a sparse control input sequence that stabilizes the system such that the expected value of the square of the final states is small by training a deep neural network. The proposed technique is demonstrated by a numerical experiment.

Keywords: maximum hands-off control, temporal deep unfolding

1. INTRODUCTION

Many recent control systems require sparse control inputs. Such control systems include networked control, hybrid vehicles, and railway vehicles. Motivated by these applications, the paradigm of the maximum hands-off control has been introduced in [1].

Originally introduced for continuous-time systems [1], the maximum hands-off control has been expanded for discrete-time systems [2–4], uncertain systems [5] and stochastic systems [6, 7]. However, there exist few works that deal with nonlinear systems. A possible reason is maybe its computational difficulty, i.e., the optimization problem involves many optimization variables, local minimums, and non-differentiable points, thus it is difficult to solve either analytically or numerically. In this paper, we provide an efficient computational technique to solving a finite-time maximum hands-off control problem for discrete-time nonlinear stochastic systems.

The idea we employ is so-called *deep unfolding*: which constructs a layer-wise structure by unfolding an iterative algorithm and tunes parameters in the structure such as step-size and regularization coefficients by standard deep learning techniques. Originally developed to combining the advantages of model-based methods and deep neural networks (DNNs) [8], it has been used in signal and image processing and communication systems [9] as well as average consensus problems [10, 11]. To apply this deep unfolding to our control problem, we consider the discrete-time state transition as an iterative algorithm and consider the control inputs as tuning parameters. We call this *temporal deep unfolding*.

2. PRELIMINARIES

2.1. A Short Overview of Maximum Hands-off Control

The maximum hands-off control aims at minimizing the length of time during which the control input value is nonzero, while achieving given control objectives [1, 2]. For a finite-time discrete-time control problem, typically

it can be formulated as

$$\begin{aligned} & \min_u \|u\|_0 \\ & \text{subject to } \begin{cases} \text{system equation} \\ \text{performance constraint} \end{cases} \end{aligned} \quad (1)$$

where u is the vector of all control inputs over the time from 0 to the final time of control input $T - 1$ and $\|u\|_0$ denotes the number of nonzero elements of u . For computational reasons, we usually relax $\|u\|_0$ by $\|u\|_1$, which is the ℓ^1 norm of u defined by $\|u\|_1 = \sum_{i=1}^m |u_i|$ where u_i is the i -th element of vector u and m is the length of the vector u . In this paper, we relax $\|u\|_0$ by $\|u\|_p = (\sum_{i=1}^m |u_i|^p)^{1/p}$ with $p \in (0, 1]$ to further seek a sparsity. (See [12] for more about the maximum hands-off control.)

2.2. A Short Overview of Deep Unfolding

According to [8], the idea of deep unfolding can be summarized as “... given a model-based approach that requires an iterative inference method, we unfold the iterations into a layer-wise structure analogous to a DNN. We then untie the model parameters across layers to obtain novel neural-network-like architectures that can easily be trained discriminatively using gradient-based methods.”

In short, the deep unfolding can be applied to iterative methods in the form of

$$x_{k+1} = f(x_k, \theta_k), \quad k = 1, 2, \dots, K - 1, \quad (2)$$

where θ_k is the learning parameter. In temporal deep unfolding, we consider the intermediate variables x_k as the nodes of layers 1 to K and regarding the equation (2) as the combination of the transformation and activation function between layers. Then, we can simply train the network with an appropriate loss function and training data to obtain a desired set of parameters θ_k .

3. FINITE-TIME STABILIZATION BY TEMPORAL DEEP UNFOLDING

Now we are ready to consider the problem of finite-time stabilization and its computational technique.

[†] Masako Kishida is the presenter of this paper.

3.1. Problem Setup

Consider the discrete-time nonlinear stochastic system

$$x_{t+1} = f(x_t, u_t, w_t), \quad t = 0, 1, 2, \dots, T-1, \quad (3)$$

where $x_t \in \mathbb{R}^n$ is the system state, $u_t \in \mathbb{R}^{n_u}$ is the control input, and $w_t \in \mathbb{R}^{n_w}$ is the process noise or disturbance, respectively, at discrete time instant t . It is assumed that an initial state x_0 is given and the probability distribution of the random variable w_t is known.

Problem 1: For system (3), find a sparse control input sequence u_0, u_1, \dots, u_{T-1} such that brings x_T near the origin, i.e.,

$$\min_u \mathbb{E}[\|x_T\|_2^2] + \lambda \|u\|_p \quad (4)$$

subject to (3),

where $\lambda > 0$ and $p \in (0, 1]$ are given parameters and $u = [u_0^\top, u_1^\top, \dots, u_{T-1}^\top]^\top$ is the vector of optimization variables.

3.2. Temporal Deep Unfolding for Finite-time Stabilization

The proposed architecture of the DNN is shown in Figure 1. This is obtained by revising the original deep unfolding, i.e., we introduce an input w_t to each layer. By this, we can take into account the effect of the disturbance to obtain robust control inputs.

The obtained DNN has T hidden layers with trainable parameters $u = [u_0^\top, u_1^\top, \dots, u_{T-1}^\top]^\top$. The output layer computes the loss function:

$$\mathbb{E}[\|x_T\|_2^2]. \quad (5)$$

We also append an ℓ_p regularization term:

$$\lambda \|u\|_p, \quad (6)$$

with a hyper-parameter $\lambda > 0$, which is given in the problem (4). Then, the training of the network minimizes the cost function

$$\mathbb{E}[\|x_T\|_2^2] + \lambda \|u\|_p. \quad (7)$$

The training data is $\{w^1, w^2, \dots, w^I\}$, where I is the number of training data set and $w^i = [w_0^{i\top}, w_1^{i\top}, \dots, w_{T-1}^{i\top}]^\top$ is taken from the probability distribution given in the problem. For any training data, the parameters u are optimized such that (7) is small. Thus unlike standard DNN, the training data is not a set of input-output data, but we have only the input data.

3.3. Training Techniques

Here, we briefly explain two techniques that we used during the training to effectively adjust the parameter u that minimizes (7) in the numerical experiment in Section 4.

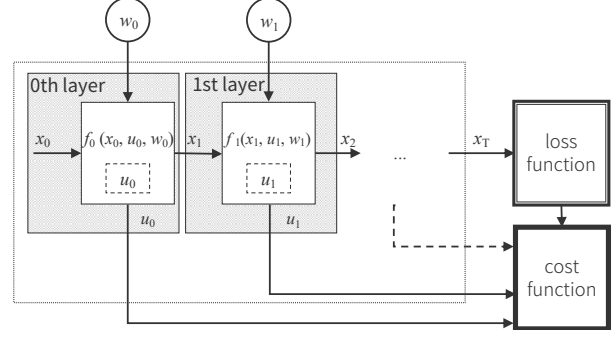


Fig. 1 Computation graph structure of the unfolded system, where the learnable parameters are u_t from $t = 0$ to $T - 1$.

3.3.1. Incremental Training with Decaying p

In short, the technique of incremental training [13] partitions the original DNN into each layers and trains the partitioned network by gradually increasing the number of layers. In our maximum hands-off control problem, the smaller p tends to yield the sparser control input sequence. However, we observed the use of small p from the beginning does not yield an optimal solution. Thus, we start with a large p (e.g., $p_0 = 1$) and decrease the value of p gradually as the incremental training proceeds.

More specifically, the first step is to train the 0th layer. Namely, the cost function $\mathbb{E}[\|x_1\|_2^2] + \lambda \|u_0\|_{p_0}$ is minimized using a number of randomly generated disturbance w_0 as the training data $\{w_0^1, w_0^2, \dots, w_0^{N_p}\}$, where $w_0^i \in \mathbb{R}^{n_w}$ are randomly generated from the probability distribution given in the problem. After training the control input u_0 , we proceed to train the first two control inputs u_0 and u_1 by appending the first layer to the DNN and decreasing the value of p to $p_1 = \alpha p_0$. So, the cost function $\mathbb{E}[\|x_2\|_2^2] + \lambda (\|u_0\|_{p_1} + \|u_1\|_{p_1})$ is minimized. Here, we use the result from the 0th generation as the initial values for the 0th layer and train the two layers of the DNN. We repeat this process to optimize the all of the control inputs u_0, \dots, u_{T-1} .

3.3.2. Polishing

We call a technique that repeats one-shot training while reducing the learning rate, *polishing*. We used Adam for stochastic gradient descent. Thus, more specifically, by polishing, we mean that the process of repeating the training of all T layers together with the learning rate $(lr)_{i+1} = \beta (lr)_i$ at the $i + 1$ th repetition. We performed polishing after incremental training.

4. NUMERICAL EXPERIMENTS

In this section, we consider an example of inverted pendulum [14]. A discrete-time nonlinear model is given by

$$\begin{cases} x_{t+1} = x_t + \delta y_t, \\ y_{t+1} = y_t - \delta \left(\frac{g}{l} \sin x_t + \frac{k}{m} y_t \right) + u_t + w_t, \end{cases} \quad (8)$$

where x_t is the angle subtended by the rod and the vertical axis through the pivot point ($x_t = 0$ is at the bottom equilibrium point and $x_t = \pi$ is the upright equilibrium point), y_t is the time derivative of x_t , u_t is the control input and w_t is the disturbance. We consider swing-up control of the bob from the bottom equilibrium to the upright position. The meaning of each parameter and its value, as well as other simulation parameters are summarized in Table 1.

We first performed incremental training by setting $\lambda = 1$ temporarily and each set of layers is trained using $N_p = 2$ noise trajectories. The value of p is decreased as the number of layers increases, starting at the temporal value $p_1 = 1$ and then $p_i = \alpha^{i-1}$ for the training of the first i sets of layers. After that, we performed polishing using a larger desired value of $\lambda = 3 \times 10^7$ for 10 times, starting at $(lr)_0 = 1$ and ending at $(lr)_{10} = 0.5^{10}$, using different noise trajectories. During the polishing, we observed that the control input trajectories smooth out (i.e., small control inputs vanish), while the state trajectories remain nearly the same.

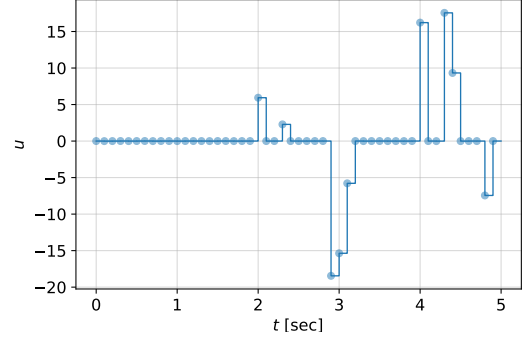
The obtained control input sequence is shown in Figure 2(a). This control input sequence is then applied to the system (8) with a randomly generated disturbance sequence over the uniform distribution over $[-1, 1]$. As seen in Figure 2(b), the obtained control input is sparse and the corresponding state trajectories move toward the target state. Note that the control inputs are applied in an open-loop manner, thus we should not expect that the state goes to the target state exactly.

5. CONCLUSION

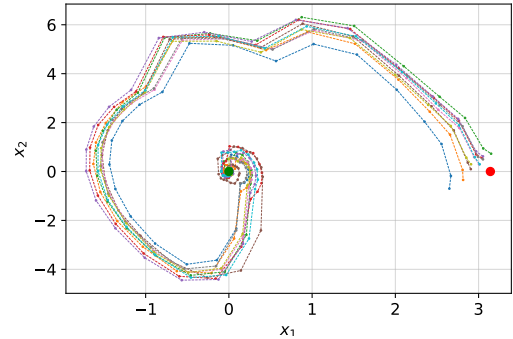
In this paper, we presented how temporal deep unfolding can be applied to nonlinear maximum hands-off control. We also discussed some techniques that are useful when training the DNN to obtaining a desired control input sequence and control performance.

Table 1 Parameter values used for the simulation

Parameters	Values
Length of the rod, l	1
Mass of bob, m	1
Friction constant, k	1
Acceleration of gravity, g	9.80665
Sampling time δ	0.1
Disturbance w_t	uniform i.i.d. $[-1, 1]$
Time horizon T	50
Initial state $[x_0, y_0]^\top$	$[0, 0]$
Final target state $[x_T, y_T]^\top$	$[\pi, 0]$
Sparsity weight λ	3×10^7
Norm p	1.57×10^{-9}
Number of training data set N_p per layer in incremental training	2
Decay rate of p , α	0.667
Number of polishing	10
Decay rate of learning rate lr , β	0.5



(a)Control input sequence



(b)State trajectories (the initial state is indicated by a green circle and the target state is indicated by a red circle)

Fig. 2 Pendulum system

ACKNOWLEDGEMENT

This work was supported by JST, CREST Grant Number JPMJCR2012, Japan.

REFERENCES

- [1] M. Nagahara, D. E. Quevedo, and D. Nešić, “Maximum hands-off control: A paradigm of control effort minimization,” *IEEE Transactions on Automatic Control*, vol. 61, no. 3, pp. 735–747, 2016.
- [2] M. Nagahara, J. Østergaard, and D. E. Quevedo, “Discrete-time hands-off control by sparse optimization,” *EURASIP Journal on Advances in Signal Processing*, no. 76, 2016.
- [3] C. V. Rao, “Sparsity of linear discrete-time optimal control problems with l_1 objectives,” *IEEE Transactions on Automatic Control*, vol. 63, no. 2, pp. 513–517, 2018.
- [4] M. Kishida, M. Nagahara, and D. Chatterjee, “Discrete-time maximum hands-off control with minimum switches,” in *IEEE Conference on Decision and Control*, 2019, pp. 529–534.
- [5] M. Kishida, M. Barforooshan, and M. Nagahara, “Hands-off control for discrete-time linear systems subject to polytopic uncertainties,” *IFAC-PapersOnLine*, vol. 51, no. 23, pp. 355 – 360, 2018.
- [6] I. Exarchos, E. A. Theodorou, and P. Tsiotras, “Stochastic l^1 -optimal control via forward and backward sampling,” *Systems & Control Letters*, vol. 118, pp. 101–108, 2018.

- [7] K. Ito, T. Ikeda, and K. Kashima, “Sparse optimal stochastic control,” *Automatica*, vol. 125, p. 109438, 2021.
- [8] J. R. Hershey, J. Le Roux, and F. Weninger, “Deep Unfolding: Model-Based Inspiration of Novel Deep Architectures,” *arXiv e-prints*, p. arXiv:1409.2574, Sep. 2014.
- [9] A. Balatsoukas-Stimming and C. Studer, “Deep unfolding for communications systems: A survey and some new directions,” in *IEEE International Workshop on Signal Processing Systems*, 2019, pp. 266–271.
- [10] M. Kishida, M. Ogura, Y. Yoshida, and T. Wadayama, “Deep learning-based average consensus,” *IEEE Access*, vol. 8, pp. 142 404–142 412, 2020.
- [11] K. Kobayashi, M. Ogura, T. Kobayashi, and K. Sugimoto, “Deep unfolding-based output feedback control design for linear systems with input saturation,” in *SICE International Symposium on Control Systems*, 2021, pp. 2A1–5.
- [12] M. Nagahara, *Sparsity Methods for Systems and Control*. Now Publishers, 2020.
- [13] D. Ito, S. Takabe, and T. Wadayama, “Trainable ISTA for sparse signal recovery,” *IEEE Transactions on Signal Processing*, vol. 67, no. 12, pp. 3113–3125, 2019.
- [14] H. K. Khalil, *Nonlinear Systems*. Prentice Hall, 2002.