

---

# PERSPECTIVE-CORRECTED SPATIAL REFERRING EXPRESSION GENERATION FOR HUMAN-ROBOT INTERACTION

---

A PREPRINT

**Mingjiang Liu**

Department of Control and Systems Engineering  
Nanjing University  
mjliu@smail.nju.edu.cn

**Chengli Xiao**

Department of Psychology  
Nanjing University  
xiaocl@nju.edu.cn

**Chunlin Chen**

Department of Control and Systems Engineering  
Nanjing University  
clchen@nju.edu.cn

April 6, 2021

## ABSTRACT

Intelligent robots designed to interact with humans in real scenarios need to be able to refer to entities actively by natural language. In spatial referring expression generation, the ambiguity is unavoidable due to the diversity of reference frames, which will lead to an understanding gap between humans and robots. To narrow this gap, in this paper, we propose a novel perspective-corrected spatial referring expression generation (PcSREG) approach for human-robot interaction by considering the selection of reference frames. The task of referring expression generation is simplified into the process of generating diverse spatial relation units. First, we pick out all landmarks in these spatial relation units according to the entropy of preference and allow its updating through a stack model. Then all possible referring expressions are generated according to different reference frame strategies. Finally, we evaluate every expression using a probabilistic referring expression resolution model and find the best expression that satisfies both of the appropriateness and effectiveness. We implement the proposed approach on a robot system and empirical experiments show that our approach can generate more effective spatial referring expressions for practical applications.

**Keywords** Human-robot interaction · Perspective-taking · Reference frame · Spatial referring expression generation

## 1 Introduction

Human-Robot Interaction (HRI) has been viewed as an important domain of robotics and artificial intelligence. Generally speaking, HRI can be classified into four interaction paradigms, i.e., robot as a tool, robot as a cyborg extension, robot as an avatar, and robot as a sociable partner [1]. Except for some special purpose [2, 3], there are a growing number of applications for robots to act as sociable partners, such as elderly care [4], children education [5], entertainment [6], and pedestrian flow optimization [7]. HRI has attracted a large number of researchers to devote to make robots be qualified collaborators, assistants, or partners [8–11]. As a partner shares the same environment with humans, it is an essential skill to be able to refer to entities. Like a tour guide, he should refer to the destination for tourists; while as a rescuer, he needs to accurately describe the rescue site.

There are various ways to refer to entities, such as hand gestures and eye gaze; while natural language is most frequent and natural for human partners. The ability for robots to refer to entities by natural language is well known as Referring Expression Generation (REG) [12]. In general, REG is the task to produce a description of an entity that enables the listener (human) to identify that entity in a given domain, which can help the robots to automatically perceive and describe the shared environment in situated dialog rather than just following the instructions passively [13–16]. In this

paper, we aim at developing a robot system that can generate effective referring expressions for human partners in real-world scenarios.

Consider such an interactive situation as shown in Fig. 1, where the referenced entities are material objects (e.g., blocks and cars) rather than abstract entities (e.g., places [17] and events). To refer to entities clearly, we usually use visual features (e.g., “the yellow block”) to describe the target entity. The expression using visual features may be insufficient, for example, there are likely to have two yellow blocks in the domain. According to human experience, one crucial solution is to utilize spatial references to represent the spatial relationship between two entities, e.g., “the yellow block on the left of the car”. Unfortunately, even with the use of spatial references, it is still possible to encounter additional ambiguity because of the uncertainty of “left” for that the spatial preposition “left” depends on the speaker’s perspective or that of the others. This ambiguity originates from the selection of reference frames [18] and the spatial reference is a qualitative spatial location of objects concerning the selected reference frame. Different reference frames lead to different spatial perspectives and the description varies with the selected reference frame. Hence when humans and robots select different reference frames, there will be an interactive gap between them due to ineffective referring expression.

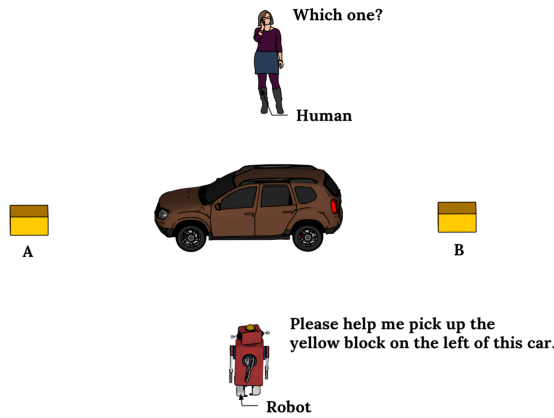


Figure 1: A situation of human-robot interaction and we can clearly find the possible ambiguity of spatial referring expressions.

To narrow this gap, more efforts are necessary in the design of human-centered robots. Although it is equivalent for robots to select any reference frame, we should attach importance to the human mental model guided by the principle that the human-robot interaction is a cognitive activity rather than physical coordination [19]. In other words, selecting a particular reference frame to resolve or generate referring expression is a natural cognitive activity of human and we should fully take into account the reference frame selection preference of human when designing robots.

In this paper, we propose a novel perspective-corrected spatial referring expression generation (PcSREG) approach that takes the reference frames into account. Specifically, we simplify the REG task to the discrete process of generating basic relation units with the assumption that the real preference of reference frames can be observed. Instead of generating a complete referring expression for the target entity, we pick out all landmarks that can help to locate the target entity following a default reference frame and to generate corresponding visual features. Then we generate spatial prepositions with a selected specific reference frame. Hence our approach devotes to choose the most reasonable reference frame for each spatial relation unit. To formulate the human mental model, we propose a probabilistic referring expression resolution model to imitate the parsing process of humans. Besides, we propose a multi-objective joint optimization function and apply an exhaustive search strategy to find the best reference frame strategy (i.e., the best combination of reference frames). However, the assumption that we can fully understand the characteristics of human cognition is the biggest obstacle to implement the proposed approach and we provide an iterative mechanism to update the preference probability.

In this paper, we implemented PcSREG on a robotic system and contribute a study to estimate the preference of reference frames in a tabletop task, where the preference reflects the cognitive characteristics of the resolved and generated human spatial expressions. Empirical experiments show that the PcSREG approach can generate more effective spatial referring expressions for human-robot interaction. The main contributions of this paper are threefold:

1. We present a novel REG approach to generate perspective-corrected spatial referring expression, which proves to be a successful attempt to reduce the ambiguity that originates from reference frames.

2. We contribute a psychological study on the selection preference of reference frames in the generation and comprehension of human natural language.
3. We implement the proposed PcSREG approach on a robotic system and show the effectiveness of the whole system for human-robot interaction.

The rest of the paper is organized as follows. After discussing related work in Section 2, we systematically introduce the proposed PcSREG approach in Section 3 including the framework and specific details of algorithm design. In Section 4, we implement PcSREG on a robotic system. In Section 5, the preference of reference frames is estimated and empirical experimental results demonstrate the success of the proposed approach. Conclusions are given in Section 6.

## 2 Related Work

### 2.1 Perspective Taking for HRI

Perspective taking is a cognitive activity of human to think or act by putting himself/herself in an alternative point of view, which is a reflection of human intelligence. It is clear that the perspective-taking abilities of robots would be a valuable asset for HRI. In a narrow sense, perspective taking for HRI refers to that a robot should rotate its view to a person’s perspective, where the “perspective” is just used to represent the mental model or physical view of the human or the robot. There have been some practices to integrate the notion of perspective taking into the design of robots. For example, a geometric reasoner is presented to generate symbolic relations from the perspectives of human and robot [20]. The task of robots is planned and the configurations are generated for the robot by thinking from the human’s perspective [21, 22]. More attention has been paid to visual perspective taking, which is the ability to predict the visual experience of another individual in physical space [23]. Specifically, there are two levels in visual perspective taking, i.e., (1) predict whether another individual can see an object or not, and (2) understand how an object is organized from another individual’s point of view. In [24], visual perspective taking is performed in robots via a cognitive architecture. Visual perspective taking is also used to help robots solve ambiguities [25]. Psychological evidence shows that the two levels of perspective taking depend on two qualitatively different computational processes, respectively [23]. It makes it possible to take advantage of the latest technology to equip a robot with the abilities of these two levels of perspective taking, which even can adapt to unconstrained environments [26].

In a broad sense of perspective taking, the “perspective” is not only used to represent the views of human and robot, but also to represent other reference frames. In this sense, the “perspective” is called as “spatial perspective” that refers to the physical point of view reflected in a qualitative spatial location description of objects [27], and it has the same meaning as reference frames. In this paper, we focus on this broad meaning of perspective taking and name it as “spatial perspective taking”, which can be replaced by “reference frame selection”. For spatial perspective taking, the existing work mainly focuses on human-human interaction [18, 27, 28] and few works endow robots with the perspective-taking ability. Recently, a robot system was implemented to attempt to handle spatial perspectives reliably [29]. It can deal with simple scenes by associating a set of possessive keywords (e.g., “my”, “your”) regarding each perspective, while it is grounded for reference expressions rather than generating.

### 2.2 Referring Expression Generation

REG is a classic task that has been widely studied in natural language generation [30], whose most fundamental function is to produce a description for a particular entity. Following this original idea, REG has been formulated as a search problem that determines a set of features or relations to identify a target entity from distractors in the domain [31], and some typical algorithms can be applied including full brevity algorithm [32], greedy heuristic algorithm [32], and incremental algorithm [33]. These algorithms are simple and efficient for computational models of referring, but they reduce effectiveness to the uniqueness and rest on a number of simplifications of the actual REG task. Hence, many researchers have tried lots of methods to improve the practicality of REG and focused on specific solutions. For example, a hypergraph-based approach was proposed for referring to target sets [34]. The reference expression can reference spatial relations between objects effectively [15, 35, 36]. In addition, the mismatched perceptual capabilities between humans and robots in the real world was addressed through various ways [13, 34, 37]. Viewing referential communication as a collaborative process, dynamic description strategies are proposed in [37, 38]. To explore the effect of forgetting working memory on REG, an integrated robot architecture was built with models of forgetting [39]. Unfortunately, most of the existing work does not consider the impact of reference frames in REG; while in situated dialogue, the partners can take various spatial perspectives to generate and understand the expression.

Inspired by recent successes of deep learning methods for image captioning, some models devoted to generating expressions in more complex environments [40–42]. Some methods were proposed to generate and comprehend object

expressions simultaneously [43, 44]. Although these models are more applicable to complex situations, they are limited in the image space and generate reference expressions following a default perspective all the time, which ignores the diversity of reference frames in actual interaction. It is crucial to choose a reasonable reference frame for generating effective spatial reference expressions [18]. Following this guideline, an algorithm was designed to generate named spatial references [17]. This initial algorithm normally selects the reference frames that humans also select. But it is applied to the locations of geographic scale which does not work in small-scale elaborate interactive scenes (e.g., the tabletop task) for HRI.

Table 1: Notations.

Notations	Descriptions
$\mathcal{O}$	The set of the robot’s world model of entities, $\mathcal{O} = \{o_1, o_2, \dots, o_d\}$
$\mathcal{O}_{cl}$	The set of candidate landmarks
$o_t$	The intended target entity, $o_t \in \mathcal{O}$
$o_{dt}$	A distractor object which has the same visual characteristics as the target $o_t$
$o_{target}$	The target to be referenced in a spatial relation unit
$o_l$	The landmark in a spatial relation unit
$\mathcal{R}$	The set of spatial prepositions, $\mathcal{R} = \{r_1, r_2, \dots, r_m\}$
$r_{sp}$	The spatial preposition used in a spatial relation unit
$\mathcal{F}$	The set of reference frames, $\mathcal{F} = \{f_j\}, j = 1, 2, \dots, n$
RE	The referring expression generated by robots
$k$	The complexity of the generated RE
$\tau$	The reference frame strategy
$p_{f_j}$	The real preference of the reference frame $f_j$
$H$	The entropy of the preference distribution
$p_{man}(o RE)$	The probability that the human will resolve RE to the object $o$
$p_{rob}(RE o_t)$	The probability that the robot generates spatial description RE for target $o_t$
$\omega_1(RE)$	The appropriateness of RE, $\omega_1(RE) \in \{0, 1\}$
$\omega_2(RE)$	The effectiveness of RE, $\omega_2(RE) \in [0, 1]$
$Relation((o, o'))$	The spatial relationship between object $o$ and $o'$
$D_{vf}$	The set of visual features used to describe the landmarks and target in a RE
$d_{vf}$	The visual features used to describe an object
$D_{sp}$	The set of spatial prepositions used to identify the target $o_t$
$Stack$	The stack model

### 3 Perspective-corrected Spatial Referring Expression Generation

In this section, we first give the problem formulation and then the proposed perspective-corrected spatial referring expression generation (PcSREG) approach is presented in detail with related techniques and specific algorithms.

#### 3.1 Problem Formulation

The ambiguity of referring expression caused by the diversity of reference frames often exists in real scenarios. As an example, imagine that a robot and a person are interacting in the situation shown as in Fig. 1. When the expression “the yellow block on the left of this car” is uttered by the robot, it will make the human partner confused, because each of the two yellow blocks can be identified. This ambiguity originates from the diversity of reference frames. Different reference frames represent different spatial perspectives, block *A* will be identified when the person takes the perspective of the robot while block *B* will be identified when the person takes the perspective of herself. It is clear that, the intended target object will be mistakenly identified when there is a mismatch in taking perspectives. We call this phenomenon as the ambiguity of spatial referring expressions. In this paper, we focus on how to avoid or alleviate this ambiguity.

The robot’s task is to generate a referring expression (e.g., “the yellow block on the left of the car”) and refer an entity to humans. To be specific, given a particular interactive scenario and an intended target entity  $o_t$ , the robot should

output an appropriate expression RE. The input and output can be symbolized as

$$\begin{aligned} \text{Input} &= \{\mathcal{O} = \{o_1, o_2, \dots, o_d\}, o_t\}, \\ \text{Output} &= \text{RE}, \end{aligned} \quad (1)$$

where  $\mathcal{O}$  is the set of the robot’s world model of entities. It is clear that there are three components in the sentence through dissecting the spatial referring expression (as shown in Fig.2), which are the landmark  $o_l$ , the target to be referenced  $o_{target}$  and the spatial preposition  $r_{sp}$ , respectively. In this paper, we represent the sentence as a triple of  $(o_l, r_{sp}, o_{target})$  to characterize an independent spatial relation unit. Actually, an expression may contain more than one spatial relation unit. We assume that the generated expression RE consists of  $k$  relation units, where  $k$  reflects the complexity of RE. For example, for the expression of “the yellow block on the left of this car”  $k = 1$  while for “the red triangle in front of the cuboid on my left”  $k = 2$ .

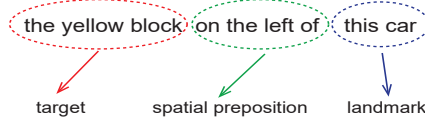


Figure 2: The components of a spatial relation unit in a referring expression.

The diversity of reference frames means that humans can take any one of the reference frames to resolve the spatial preposition. From this point of view, the spatial prepositions are tightly bound together with reference frames. For robots, spatial prepositions can only be generated if the reference frame is selected in advance. Assume that there are  $n$  reference frames and REG can be abstracted as the process of combining graph generation and path searching (as shown in Fig.3). In the  $i$ th spatial relation unit, we use  $f_j^i$  to represent the corresponding reference frame. We call a combination of reference frames as a reference frame strategy

$$\tau = \{f_{j_1}^1, f_{j_2}^2, \dots, f_{j_k}^k\}, \quad (2)$$

where  $f_{j_i}^i \in \mathcal{F}$ ,  $i = 1, 2, \dots, k$ , and  $\mathcal{F}$  is the set of reference frames.

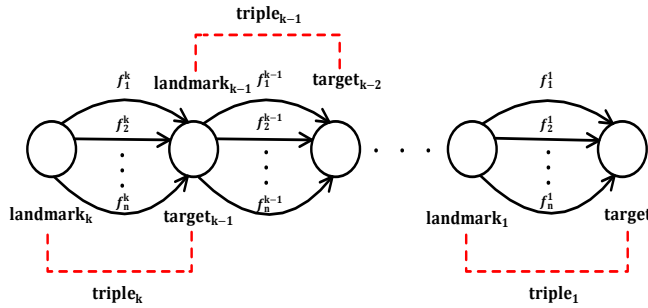


Figure 3: Diagram of the REG problem.

A number of factors have been identified that influence the preference of choosing a particular reference frame [45, 46], such as the relationship between the targets and landmarks, characteristics of the entities in the scene, the communicative purpose of the task, and previous discourse. We believe that the real preference of reference frames can be observed when all these factors are held constant. We assume that the real preference of each frame is  $p_{f_j}$ ,  $j = 1, 2, \dots, n$ . If the nodes shown in Fig. 3 are ignored, robots will be demanded to take a best reference frame strategy  $\tau^*$  based on the observed preference to generate an expression RE to minimize the ambiguity of spatial referring expression for humans.

### 3.2 Framework

As shown in Fig.3, we can characterize REG as the process of combining graph generation and path searching. Intuitively, the first step is to identify the landmark  $o_l$ . Specifically, we utilize a Modified Locative Incremental Algorithm (M-LIA) to circularly generate landmarks used in the expression to locate the target. In general, the target  $o_{target}$  is identified in advance, hence the next step is to generate spatial prepositions to reflect the spatial relationship

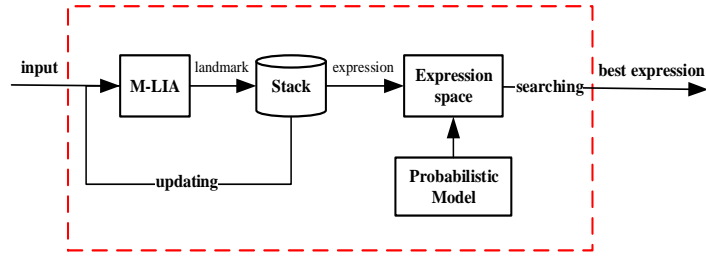


Figure 4: The block diagram of PcSREG.

between  $o_{target}$  and  $o_l$ . The biggest obstacle in this stage is that there is a strong correlation between spatial prepositions and reference frames, and the spatial preposition can only be generated if the reference frame is determined. We need to select the most appropriate reference frame for every triple to generate spatial referring expression that can be understood most easily. As a matter of fact, the selection of reference frames is related to different spatial relation units, and we should consider a whole reference frame strategy rather than selecting a reference frame independently in every spatial relation unit.

To annotate every referring expression with a measure of how easy it is for the listener to resolve, we propose a probabilistic referring expression resolution model based on the comprehension strategy of a literal listener [47]. This model captures the probability that the listener will resolve a given expression RE to the entity in this domain. Finally, we find the best referring expression that optimizes the appropriateness and effectiveness in a joint by enumerating all possible expressions of bounded complexity.

The whole process is based on the assumption that the real preference of reference frames can be observed, while it is unrealistic. In order to solve this problem, we use estimated preference probabilities to approximate the real preference probabilities. Instead of generating a complete referring expression for the target object at once, we provide an iterative mechanism for generating expressions to adapt to the update of the estimated preference probabilities. The framework of PcSREG is summarized as in *Algorithm 1* and illustrated by the structure diagram as shown in Fig. 4, which will be implemented with specific techniques and algorithms introduced in the following subsections.

---

**Algorithm 1:** Framework of PcSREG
 

---

- 1 Get initial preference probabilities for reference frames selection ;
  - 2 Select all landmarks using M-LIA algorithm (*Algorithm 2*) and store them in the stack model ;
  - 3 Update preference probabilities and go to Step 2 until the preference probabilities remain unchanged ;
  - 4 Generate expression space based on the selected landmarks and all possible reference frame strategies ;
  - 5 Utilize the probabilistic model to evaluate every referring expression in the expression space and pick out the best one.
- 

### 3.3 Landmark Selection

Landmark selection is implemented using a modification of the locative incremental algorithm (M-LIA), which can effectively address the combinatorial explosion issue. Although landmark selection is a subtask of REG, the process of landmark selection still needs to cover all the REG steps except the generation of spatial prepositions. The modified locative incremental algorithm (M-LIA) is shown as in *Algorithm 2*.

In the original locative incremental algorithm [35], there is a prevailing assumption that one should only use a spatial reference when the visual features are not sufficient to distinguish the intended target  $o_t$ . But this assumption is in conflict with the experimental fact that spatial relations are often used even though they are not strictly required [48]. In this paper, we aim at helping robots generate a referring expression that is understood as intended by humans as far as possible. As studies show that using spatial references in the expression has a significant negative effect on the comprehension accuracy of human [18], it is reasonable to use spatial reference in expressions as a last resort. Hence, as shown in *Algorithm 2*, after initializing a default reference frame  $f$  randomly (Line 1), we preferentially search visual features to describe the target (Line 2). If it fails to generate a distinguishing expression using visual features, we

have to use spatial references to locate the target by selecting landmarks (Line 3-15). We modified the original locative incremental algorithm considering the priority of candidate landmarks and the constraints on landmark selection.

In M-LIA, firstly, instead of ordering the candidate landmarks through saliency (including visual saliency and discourse saliency), we utilize the entropy of the preference distribution to set the priority of the candidate landmarks (Line 4-5). The entropy of preference distribution is used to indicate how disordered the reference frames are and is denoted as

$$H = - \sum_{j=1}^n p_{f_j} \times \lg p_{f_j}, \quad (3)$$

where  $f_j \in \mathcal{F}$ ,  $j = 1, 2, \dots, n$ . The greater the entropy  $H$  is, the higher the uncertainty will be. We should avoid selecting the objects with high uncertainty as landmarks. Secondly, we modified the constraints on landmark selection. Spatial prepositions are ambiguous inherently and there may be two or more entities sharing the same spatial relationship with the target in the case of adopting a crisp spatial preposition model. Hence the basic constraints on landmark selection are that the spatial relationship between the landmark and the target is true and this relation should be different to other relations between this landmark and other distractors (Line 8-9). Besides, instead of generating landmarks and spatial prepositions at the same time, we only select suitable landmarks (Line 6-14) under the default reference frame  $f$ .

---

### Algorithm 2: M-LIA Algorithm

---

**Input:**  $\mathcal{O} = \{o_1, o_2, \dots, o_d\}$ ;  $o_t \in \mathcal{O}$ ;  $p_{f_j}$  for all objects

**Output:** description  $d_{vf}$ , landmark  $o_l$

```

1 Initialize default reference frame  $f$  randomly ;
2 Generate description  $d_{vf}$  for  $o_t$  using visual features ;
3 if  $d_{vf}$  is not distinguishing then
4    $\mathcal{O}_{cl} = \{o | o \in \mathcal{O} \ \& \ d_{vf}(o) = False\}$  ;
5   Set the priority of candidate landmarks according to entropy  $H$  ;
6   for  $q = 1$  to  $|\mathcal{O}_{cl}|$  do
7     for  $g = 1$  to  $|\mathcal{R}|$  do
8       if  $Relation(\langle o_t, o_q \rangle | frame = f; o_q \in \mathcal{O}_{cl}) = r_g \ \&$ 
9          $Relation(\langle o_{dt}, o_q \rangle | frame = f; d_{vf}(o_{dt}) = True; o_q \in \mathcal{O}_{cl}) \neq r_g$  then
10        |  $o_l \leftarrow o_q$ ;
11        | Return  $d_{vf}, o_l$  ;
12        | end
13      end
14    end
15 end
16  $o_l \leftarrow None$  ;
17 Return  $d_{vf}, o_l$ .
```

---

### 3.4 Landmark Updating

As a matter of fact, it is hard to observe the real preference of reference frames. The real preference of reference frames is related to the context of expression, but we cannot foresee the expression until we actually generate it. Under this circumstance, we use an initial estimated preference probability  $p_{f_j}^0$  ( $j = 1, 2, \dots, n$ ) to approximate the real preference probability  $p_{f_j}$ , so that we can select the landmarks without hindrance using *Algorithm 2*.

In a real-life scenario, the complexity  $k$  is usually greater than one. Hence, we propose a stack model to store the selected landmarks as shown in Fig. 5. The stack model not only helps us to adapt to the update of the estimated preference probability, but also is conducive to generating spatial prepositions. Instead of generating a complete referring expression immediately, we select appropriate landmarks according to the current estimated preference probability  $p_{f_j}^c$  and store them in the stack. Then there is an assumption that we can get an updated preference probability  $p_{f_j}^{c+1}$ . If  $p_{f_j}^{c+1} \neq p_{f_j}^c$ , we will select new landmarks according to  $p_{f_j}^{c+1}$  and cover the last stack. We perform the above process repeatedly until the estimated preference probability remains unchanged. Finally, we pop the landmarks out of the stack circularly to generate the complete expression.

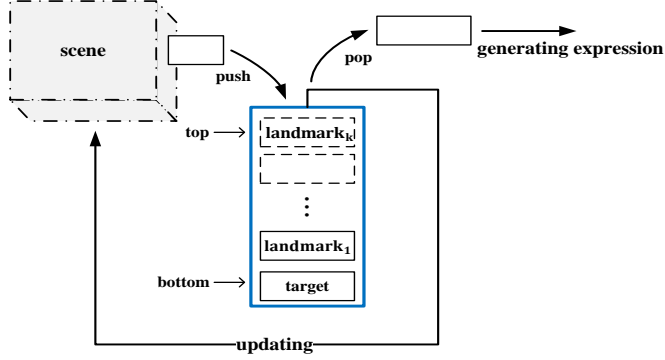


Figure 5: The stack model for storing selected landmarks.

### 3.5 Best Referring Expression Generation

The last stage of PcSREG is generating the best referring expression using the selected landmarks. There are two important steps: one is to measure each expression by the proposed probabilistic referring expression resolution model and the other is to search for the best solution.

#### 3.5.1 Probabilistic Referring Expression Resolution Model

Given the referring expression RE in the domain  $\mathcal{O} = \{o_1, o_2, \dots, o_d\}$ , we use a probabilistic model  $p_{man}(o|RE)$  to capture the probability that human will resolve RE to the object  $o$ . By this probabilistic model, we can measure the quality of the generated expression. In this paper, we parse the expression by syntax tree derived from context-free grammar. Specifically, each code in the parse tree has a denotation, which is computed recursively in terms of the node’s children via a set of simple rules. The denotation is the probability distribution over all entities in the domain.

We define the context-free grammar as  $G = (V, \Sigma, W, S)$ , where  $V$  is a finite set of nonterminal nodes,  $\Sigma$  is a finite set of terminals that make up the actual content of the expression,  $W$  is the set of rewrite rules,  $S \in V$  is a start symbol. The set of nonterminal nodes  $V = \{NP, PP, IN\}$ . Different from general grammar, we consider the expression that conform to noun phrase ( $NP$ ), prepositional phrase ( $PP$ ), or preposition or conjunction ( $IN$ ). We ignore the verb phrase ( $VP$ ) to focus on referring the target rather than communicating operational instructions to the listener. Besides, to simplify the calculation, we get rid of some basic grammatical categories including noun ( $N$ ), article ( $AT$ ), and adjective ( $JJ$ ). These basic grammatical categories can be included in a  $NP$  without being further parsed. For example, “the red block” can be parsed as a basic  $NP$ . The set of rewrite rules  $W$  is shown as follows:

$$\begin{aligned} S &\rightarrow NP, \\ NP &\rightarrow NP PP, \\ PP &\rightarrow IN NP. \end{aligned} \tag{4}$$

Given a subtree  $\Lambda$  rooted at  $v \in \{NP, PP\}$ , we define the denotation  $P(\Lambda)$  to be a probabilistic distribution over the entities in the domain. The probabilistic resolution model  $p_{man}(o|RE)$  is computed recursively as follows:

- If  $\Lambda$  is rooted at  $NP$  with a single child  $x$ , then  $P(\Lambda)$  is the uniform distribution over  $\Psi(x)$ , where  $\Psi(x)$  is the set of entities consistent with the phrase  $x$  [47].  $\mathbb{I}[o \in \Psi(x)] = 1$  if  $o \in \Psi(x)$ , and 0 otherwise.
- If  $\Lambda$  is rooted at  $NP$  with multiple children, then we recursively compute the distribution over entity  $o$  for each child tree, multiply the probabilities, and renormalize [47]. Subjecting to the rewrite rules proposed above, there are no more than two child trees.
- If  $\Lambda$  is rooted at  $PP$  with a spatial preposition  $r$ , we recursively compute the distribution over entity  $o'$  for the child  $NP$  tree. We then appeal to the base case to produce a distribution over entity  $o$  related to  $o'$  via the spatial preposition  $r$ . In this paper, we emphasize the fact that spatial preposition depends on the particular reference frame. For example, given “the object in front of the square” in the scene shown as in Fig. 6 (a), object  $A$  will be identified as the target according to the perspective of the listener and object  $D$  will be identified according to the perspective of the speaker. Hence we should compute the probability  $p_{man}(o|RE)$  by multiplying the preference of each reference frame.



These rules are defined formally as follows:

$$p_{man}(o|RE) \propto \begin{cases} \mathbb{I}[o \in \Psi(x)], & \Lambda = (NP\ x) \\ \prod_{q=1}^g p_{man}(o|\Lambda_q), & \Lambda = (NP\ \Lambda_1 \dots \Lambda_g) \cdot \\ \sum_{o', f_j} p_{man}(o|(r, o')) p_{f_j} p_{man}(o'|\Lambda'), & \Lambda = (PP\ (IN\ r)\ \Lambda') \end{cases} \quad (5)$$

**Example 1.** Supposing that there are only two reference frames (speaker’s perspective and listener’s perspective) as shown in Fig. 6(a), and their real preference probabilities are  $p_{f_1} = 0.4$  and  $p_{f_2} = 0.6$  for the listener. Fig. 6(b) shows an example of this bottom-up denotation computation for the expression “the object in front of the square”. The denotation starts with the lowest NP node “the square”, there is only an object C consistent with this phrase, so the probability that C is identified is 1. Moving up the tree, we compute the denotation of the child tree PP. The listener will take his perspective with a probability of 0.6 to resolve the spatial preposition “in front of”, under this circumstance, we can get the distribution  $0.6 \times \{1, 0, 0, 0\}$ . On the contrary, we can get the distribution  $0.4 \times \{0, 0, 0, 1\}$  by taking the perspective of the speaker. The result is the sum of these two parts. The denotation of the node “the object” is a flat distribution over all the objects in this domain. Finally, the denotation of the root is computed by taking a product of the object distributions and turns out to be the same split distribution as its PP child.

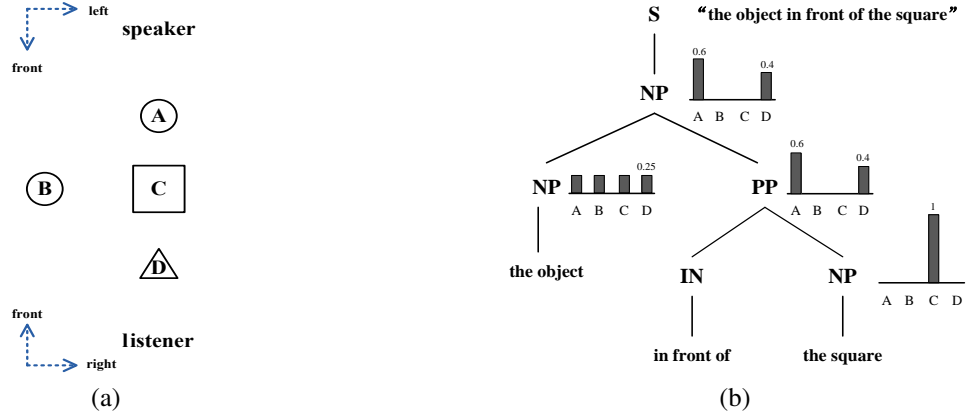


Figure 6: An example of human-robot interaction using the probabilistic referring expression resolution model. (a) The speaker and the listener stand opposite, and there are four objects in the scene. (b) A parse tree modeling the process of listener resolves an expression.

### 3.5.2 Best Referring Expression Generation

The best referring expression should satisfy two conditions, i.e., appropriateness and effectiveness. Given an expression RE for target  $o_t$ , we use a binary function  $\omega_1(\text{RE})$  to represent the appropriateness.

$$\omega_1(\text{RE}) = \begin{cases} 1 & p_{man}(o_t|\text{RE}) = \max\{p_{man}(o|\text{RE}) \mid o \in \mathcal{O}\} \\ 0 & \text{otherwise} \end{cases} \quad (6)$$

The appropriateness determines the fit of an expression for the target in this domain. If  $p_{man}(o_t|\text{RE})$  is not the biggest of all, it shows that there is another object better suited to this expression than the target  $o_t$ . It is inappropriate to view this RE as the best expression. As for effectiveness, we characterize it with the probability that the listener will resolve RE to the target  $o_t$ .

$$\omega_2(\text{RE}) = p_{man}(o_t|\text{RE}). \quad (7)$$

The higher the effectiveness  $\omega_2(\text{RE})$  is, the higher the accuracy of the interpretation will be. To generate the best expression, we should optimize both of the appropriateness and effectiveness in a joint although they are unified in general. For the robot to generate the best referring expression, we define the strategy with the probability that the robot generates spatial description RE for target  $o_t$ :

$$p_{rob}(\text{RE}|o_t) = \begin{cases} 1 & \text{RE} = \text{RE}^* \\ 0 & \text{RE} \neq \text{RE}^* \end{cases}, \quad (8)$$

where  $RE^* = \arg \max_{RE'} [\omega_1(RE') + \omega_2(RE')]$ .

As shown in Fig. 3, the solution space is reduced to a combination of reference frames, i.e., reference frame strategy  $\tau$ . The complexity  $k$  of the generated expression and the number of reference frames  $n$  are finite, generally they are small numbers (e.g.,  $k = 3, n = 5$ ). Because of the bounded complexity, we perform this maximization by exhaustive search to guarantee its convergence and optimality. To be specific, we pop the selected landmarks out of the landmarks stack circularly and generate all possible referring expressions according to all possible reference frame strategies. We call the set of the possible referring expressions as an expression space. Finally, we traverse the expression space to find the best expression.

---

**Algorithm 3: PcSREG Algorithm**


---

**Input:** The model of the world  $\mathcal{O} = \{o_1, o_2, \dots, o_d\}$ ; the target entity  $o_t \in \mathcal{O}$ ; the initial preference probability  $p_{f_j}^0$  for reference frame  $f_j \in \mathcal{F}$

**Output:** The best referring expression  $RE^*$

```

1  $p_{f_j} \leftarrow p_{f_j}^0$ ;
2 while  $p_{f_j}^{c+1} \neq p_{f_j}^c$  do
3    $\mathcal{O}' \leftarrow \mathcal{O}, o'_t \leftarrow o_t, D_{vf} \leftarrow \{\}, Stack \leftarrow \{\}, d_{vf} \leftarrow None$ ;
4   while  $d_{vf}$  is not distinguishing do
5      $[d_{vf}, o_l] = \text{M-LIA}(\mathcal{O}', o'_t, p_{f_j})$  using Algorithm 2;
6      $D_{vf} = D_{vf}.append(d_{vf})$ ;
7      $Stack = Stack.push(o_l)$ ;
8      $\mathcal{O}' \leftarrow \mathcal{O}' - \{o | o \in \mathcal{O}' \ \& \ d_{vf}(o) = True\}$ ;
9      $o'_t \leftarrow o_l$ ;
10  end
11  Re-assess the preference probability  $p_{f_j}^{c+1}$  of reference frames;
12   $p_{f_j} \leftarrow p_{f_j}^{c+1}$ ;
13 end
14 Pop the landmarks out of  $Stack$  and generate the expression space;
15 Search for the best reference frame strategy  $\tau^*$  using the probability referring expression resolution model;
   Generate the optimal set of relation prepositions  $D_{sp}$  according to  $\tau^*$ ;
16  $RE^* \leftarrow D_{vf} \cup D_{sp}$ ;
17 Return  $RE^*$ .
```

---

### 3.6 Integrated PcSREG Algorithm

The integrated PcSREG algorithm is shown as in Algorithm 3. First, with initial preference probabilities, we reuse M-LIA (Algorithm 2) to generate landmarks that help to locate the target entity until the visual features can be used to distinguish the current landmark and push them in the stack model (Line 4-10). Second, after re-assessing the preference probabilities, we will regenerate the landmarks and update the Stack (Line 2-13), and this process will not end until the preference probabilities remain unchanged. Third, we pop all landmarks out of the stack and generate the expression space (Line 14). Furthermore, with the probabilistic model, we find the best reference frame strategy  $\tau^*$  (Line 15). Finally, we generate the optimal set of relation prepositions according to  $\tau^*$  (Line 16) and integrate the description of all landmarks including the target entity and optimal relation prepositions to generate the final expression  $RE^*$  (Line 17).

**Remark 1.** PcSREG guarantees that the generated expression is optimal. Although multiple objects can be functioned as the landmarks, we use the entropy of preference distribution to set the priority in Algorithm 2. In addition, due to the bounded complexity of real situation, we can use the exhaustive search method to find the best reference frame strategy.

**Remark 2.** As for the complexity of PcSREG, in the landmark selection procedure, it would not consume any computation for extra variables so that Algorithm 2 is bounded by the same computational complexity as the locative incremental algorithm [35]. Suppose that the updating process described in Subsection 3.4 will converge after  $l$  steps, we need to multiply the computational complexity with  $l$ . In the reference frame strategy selection procedure, let  $n = |\mathcal{F}|$ , the computational complexity of searching the best strategy is  $O(n^k)$  for generating a referring expression with complexity  $k$ .

**Remark 3.** Real-world interaction scenarios are quite complex, and the performance of the proposed algorithm is strongly related to the appropriateness of spatial preposition model. The proposed PcSREG algorithm is based on the projective preposition model, which will be described in detail in Subsection 4.2.

## 4 System Implementation

To evaluate the proposed approach, we implemented PcSREG on a robot system, whose architecture is shown as in Fig. 7. The PcSREG approach depends on the preference of reference frames, hence we conduct human-human interactive experiments to estimate the preference and transport it to the PcSREG module. The process of human-human experiments is described in Subsection 5.1. As shown in Fig. 7, firstly, the robot perceives the environment and converts environmental information into its internal representation. Then the robot generates the optimal referring expression  $RE^*$  using *Algorithm 3* and finally, the robot turns  $RE^*$  into natural language for the human partner to refer the target entity  $o_t$  successfully.

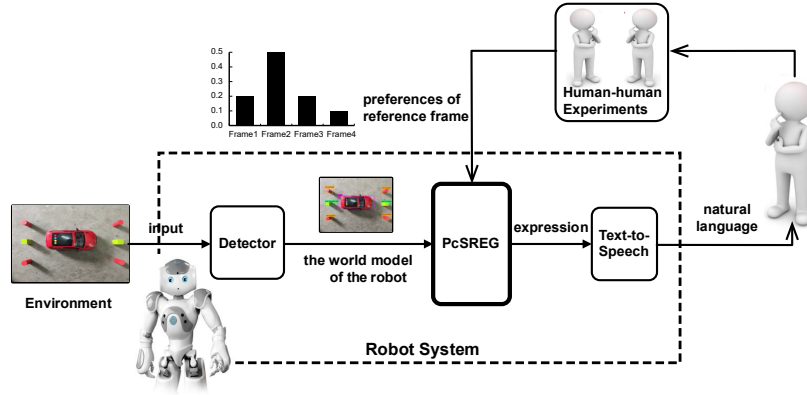


Figure 7: Architecture of the implemented robot system with PcSREG.

### 4.1 Object Detection

To detect the objects in a scene, we use YOLOv3, one of the mainstream, real-time object detection system based on residual networks [49]. YOLOv3 is extremely fast and accurate, and it is a one-stage object detection method that is different from R-CNN. Specifically, YOLOv3 applies a single neural network to the full image. This network divides the image into regions and predicts bounding boxes and probabilities for each region. These bounding boxes are weighted by the predicted probabilities.

In this paper, we create a data set of the tabletop task for training our object detector. This data set only contains 100 samples and it consists of toy cars and various blocks as shown in Fig. 8(a). We use the tool Yolo\_mark<sup>1</sup> that is a GUI for marking bounded boxes of objects in images to label samples. Because of the small data set, our YOLOv3 model uses a small model yolov3-tiny<sup>2</sup> as the pre-trained model. As a result, we can get the visual features and locations of all objects in the image as shown in Fig. 8(b) for example.



Figure 8: A designed interactive scene. (a) A sample of the collected data set. (b) Detection results.

<sup>1</sup>[https://github.com/AlexeyAB/Yolo\\_mark](https://github.com/AlexeyAB/Yolo_mark)

<sup>2</sup><https://pjreddie.com/media/files/yolov3-tiny.weights>

## 4.2 Spatial Preposition Model

From a geometric semantic point of view, spatial prepositions can be divided into two classes: topological prepositions (e.g., “near”) and projective prepositions (e.g., “front”) [50]. Projective prepositions depend on the selected reference frame while topological prepositions do not. In addition, the effectiveness of referring expression is strongly related to the performance of the preposition model. In this paper, we model the projective prepositions solely so that we can avoid distractions outside the reference frames.

It is reasonable that spatial prepositions are represented as fuzzy sets to capture the ambiguity inherent to the linguistic terms for the prepositions [51]. Hence, bounding boxes are appropriate representations for objects of all possible shapes. In this case, the centroids of the objects are used in evaluating the fuzzy membership functions of the projective relations.

Considering that projective prepositions are conditioned on reference frames, so spatial preposition models should not be independent of reference frames. It is generally agreed that there are three kinds of reference frames: intrinsic reference frame, relative reference frame and extrinsic reference frame, whose implications will be explained in Subsection 5.1. To simplify the models, we specify that the canonical axis for ‘front’ is consistent with the origin’s view direction in both intrinsic and relative reference frames. It is shown that spatial preposition models for different reference frames are very similar [45], hence we just need to model the spatial prepositions for a particular reference frame and model the spatial prepositions through changing the direction of the reference axis to adapt to other reference frames.

## 4.3 Linguistic Realisation

Actually, there are two questions that need to be answered in REG, i.e., (1) which set of properties distinguishes the target (content selection), and (2) how the selected properties are to be turned into natural language (linguistic realization) [12]. In our work, we mainly focused on the former and use a simple sentence template (e.g., “the red block in front of the car”) to turn the selected contents into text, then we utilize the speech synthesis API provided by Baidu AI Open Platform<sup>3</sup> to convert this text into natural language.

# 5 Experiments

To generate an effective referring expression via PcSREG, we contribute a study of human-human interaction to estimate the preference of reference frames. In the study, we collect a corpus of spatial references generated by participants. Then we code reference frames manually for the collected corpus and estimate the probabilities from a statistical point of view. The probabilities include the initial probabilities and the updated probabilities that takes the content of expression into account. After that, we evaluate the effectiveness of the generated reference expressions in a user study.

## 5.1 Preference Estimation

We conduct a study where participants are asked to give natural language instructions to a partner sitting across the table to pick up an indicated object from the table, and we try to get the preference of reference frames that approximates the real preference as closely as possible so that we can generate effective referring expressions for real scenarios.

### 5.1.1 Corpus Collection

Speakers tend to select reference frames differently with actual conversational partners than with the usually studied imaginary addressees [27]. To get more realistic data, we conducted this study in an actual conversational situation rather than online study through crowdsourcing marketplaces [18]. In this case, we created a set of stimulus scenes. Each scene represents a configuration with multiple objects in different colors and shapes on a table, besides different scenes contain different numbers of objects and the arrangements of objects are inconsistent (see *Appendix A* for more details). This stimulus design is chosen to elicit referring expressions that rely more on the projective prepositions depending on the reference frame. During the study, in order to capture a clear referring expression, participants are asked to instruct a partner (i.e., an experiment organizer) sitting across the table to pick up the referenced entity. The referenced entity is pointed out by an organizer beforehand and the expressions given by participants are recorded immediately. Throughout the whole process, participants are asked to generate expressions for 8 trials, there is only one intended target in each trial. At the end of this study, we collected demographics of every participate such as age and gender.

<sup>3</sup><https://ai.baidu.com/tech/speech/tts>

### 5.1.2 Reference Frame Metrics

A reference frame may include an origin, a coordinate system, a point of view, terms of reference, and a reference object [28], and we may take it as an abstract coordinate system simply. By this definition, three kinds of reference frames depending on their origins are presented, i.e., relative, intrinsic and extrinsic. In relative uses, the origin of the coordinate system is one of the participants, the speaker (egocentric perspective) or the listener (addressee-centered perspective), which respectively correspond to the robot and human in this paper. In intrinsic uses, the origin of the coordinate system is a specific object with orientations. In this case, we do not require that the specific object must be functioned as a landmark. In extrinsic uses, the origin of the coordinate system is external to the scene. The most common extrinsic coordinate system is the cardinal directions (north, south, east and west).

We code the reference frames manually to analyze which category of reference frames is used in the collected reference expressions. As a matter of fact, the expressions generated by participants are more complex than those consisting of one spatial relation unit. Each spatial relation unit depends on a particular reference frame, and we regard each spatial preposition in the expressions as a basic unit to analyze the reference frames. For instance, the expression “the red triangle in front of the cuboid on my left”, “the red triangle in front of the cuboid” and “the cuboid on my left” are two basic analytical units. Intuitively, there is a strong correlation between the category of landmarks and the reference frames. For instance, we tend to use the egocentric perspective in the utterance “the block on my left”. Inspired by this, instead of coding the reference frame for each spatial relation unit, we code the used reference frame for different types of landmarks (speaker, listener, objects with orientations, and objects without orientations) according to the actual conversational situations. Particularly, when the keywords such as ‘north’, ‘south’, ‘east’ and ‘west’ appear in the expression, we consider the perspective to be extrinsic (see Table 2 for details).

Table 2: Possible reference frames.

Landmarks	Utterances	egocentric	addressee-centered	intrinsic	extrinsic
speaker	“the block on my left”	+	–	–	–
listener	“the block on your right”	–	+	–	–
objects with orientations	“the block in front of car”	–	–	+	–
objects without orientations	“the block in front of the cuboid”	+	–	–	–
*	“the block on the north of *”	–	–	–	+

### 5.1.3 Statistical Results

In this study, we recruited 130 participants (75 Male, 55 Female) and oversampled 933 expressions so that we could account for errors in the data collection process and invalid responses. The ways in which participants reference objects vary, we remove 524 sentences that either do not involve any reference frame (96%) or are otherwise nonsensical (4%). For instance, the expression of “the cuboid near the car” does not involve any reference frame. As a result, there are 463 valid basic units in total, and we analyze these basic units for reference frames.

Firstly, we analyzed the preference of reference frames in the most intuitive way. We simply counted usage ratios of all reference frames for different types of landmarks according to the collected corpus that has been coded. The statistical results are shown as in Table 3. We conducted a Chi-square ( $\chi^2$ ) test of independence between the landmark type and the used reference frame, the hypothesis that there are significant relationship between the two variables is verified with  $\chi^2(9) = 527.706$ ,  $n = 463$ ,  $p < 0.001$ . We treat this result as the initial preference probabilistic distribution  $P^0$  for selecting appropriate reference frames. For instance, it means that when the listener is selected to function as a landmark by the robot, the listener will take the robot’s perspective (i.e., egocentric perspective) with a probability of 4.08% to resolve the corresponding spatial preposition and take his own perspective (i.e., addressee-centered perspective) with a probability of 95.92%.

Table 3: The initial probability distribution of reference frames.

Landmarks	egocentric	addressee-centered	intrinsic	extrinsic	nums
<b>speaker</b>	100%	0%	0%	0%	21
<b>listener</b>	4.08%	95.92%	0%	0%	98
<b>objects with orientations</b>	4.5%	4.5%	90.5%	0.5%	200
<b>objects without orientations</b>	66.67%	20.14%	11.81%	1.38%	144

The initial probabilities are rough estimations of real preference, and we try to look for other clues to reveal the preference of reference frames more accurately. A closer look at Table 3 shows that there is not a reference frame that

will be taken with a probability of approaching 1 when the landmark fell into the category “objects without orientations”, which means that there is more uncertainty in this case. The content is an important resource in natural language processing and we hypothesize that the real preference is content dependent when the landmark is “objects without orientations”. To test this hypothesis, we pick out these expressions whose complexity  $k > 1$  and contain “objects without orientations” landmarks, and measure the consistency of reference frames used for different spatial relations in the same expression. The results show that there are 71.88% (23/32) expressions whose reference frames are consistent. To simplify representation, we define content window  $[-a, b]$  to represent the context boundary, where  $-a$  means that we take the closest  $a$  spatial relation units to the left of the current spatial relation unit into account and  $b$  specifies the farthest right boundary. Because the complexity  $k = 2$  for almost all the selected expressions, we use the context window  $[0, 1]$  to couple the content. We have the updated preference distribution of “objects without orientations” landmarks:

$$P_{center}^{c+1} \leftarrow P_{right}^c, \quad (9)$$

where  $P_{right}^c$  is the current preference distribution of the closest landmark to the right.

**Remark 4.** Consider that  $k = 2$  and a generated referring expression is shown as in Fig. 9. Assume that the current preference distributions of object  $B$  and object  $C$  are  $P(B)^c$  and  $P(C)^c$ . Let object  $B$  be “objects without orientations”, then we will update the preference distribution of object  $B$  follows the equation (9) such that  $P(B)^{c+1} \leftarrow P(C)^c$ . Let  $H(B)$  be the entropy of preference distribution of object  $B$ , for any  $C$ ,  $H(B)^{c+1} \geq H(B)^c$  according to the statistical results in Table 3. Hence, the priority of the object  $B$  will increase and it is determined that object  $B$  will be selected as a landmark again in next updating episode. As a result, the updating process described in Subsection 3.4 will converge after at most one step updating. In general, this convergence can be generalized to  $k > 2$ .

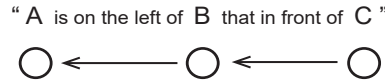


Figure 9: An example for convergence analysis of landmark updating.

## 5.2 User Study

In user study, to better evaluate the effectiveness of PcSREG, the comparison with various baselines are presented instead of the existing subjective and objective analysis [52].

### 5.2.1 Experimental Settings

We aim at minimizing the ambiguity of generated referring expressions for human partners through finding the best reference frame strategy. The proposed PcSREG approach is compared with several baseline methods, i.e., perspective-constant (including perspective-robot and perspective-human), perspective-random and PcSREG-max, whose settings are listed as follows.

- *Perspective-Robot*: REG using the egocentric perspective of robot based on the locative incremental algorithm [35]. In human-robot interaction situation, the landmark may be human (listener) or robot (speaker), we randomly assign visual salience for them and ensure that they have higher priorities to be selected as a landmark than other objects. In this setting, we always take the perspective of the robot to execute the task of REG.
- *Perspective-Human*: Same as Perspective-Robot, the only difference is that we always take the perspective of the human (addressee-centered perspective).
- *Perspective-Random*: Generating referring expression according to a randomly-selected reference frame strategy.
- *PcSREG-max*: As a more challenging reference point, we report results for a greedy method based on PcSREG. The method discards the probabilistic referring expression resolution model and determines the best reference frame strategy in a greedy way to reveal the superiority of taking the long view for PcSREG, i.e.,

$$\tau^* = \{ \arg \max_{f_{j_1}^1} p_{f_{j_1}^1}, \arg \max_{f_{j_2}^2} p_{f_{j_2}^2}, \dots, \arg \max_{f_{j_k}^k} p_{f_{j_k}^k} \}. \quad (10)$$

We conduct all the experiments in real conversational situations rather than online study for real applications. To verify the success of PcSREG to solve the ambiguity of spatial referring expressions, we created a set of experimental scenarios including 12 scenarios numbered as 1-12. Please refer to *Appendix A* for more details. In the experiment, participants

are asked to interact with the robot face to face. The task of the participants is to point out the referenced entity according to the referring expression generated by the robot. Every participant has to be studied in randomly-selected 4 scenarios from all the 12 scenarios, and then in every scene they are asked to resolve 5 expressions corresponding to the 5 different methods, respectively. The identified entities are recorded immediately and the demographics of participants (age, gender, and whether the color blindness) are collected at the end of this study.

### 5.2.2 Experimental Results

72 participants are recruited (48 Male, 24 Female) in this study and none of them are color blind. As shown in Fig. 10(a), we measured the accuracy of the target entity identification over all the comparisons. In addition, to test the effectiveness of the proposed method under different complexity, we divided the experimental scenarios into two categories regarding different complexity, i.e.,  $k = 1$  and  $k > 1$ . The results are shown as in Fig. 10(b).

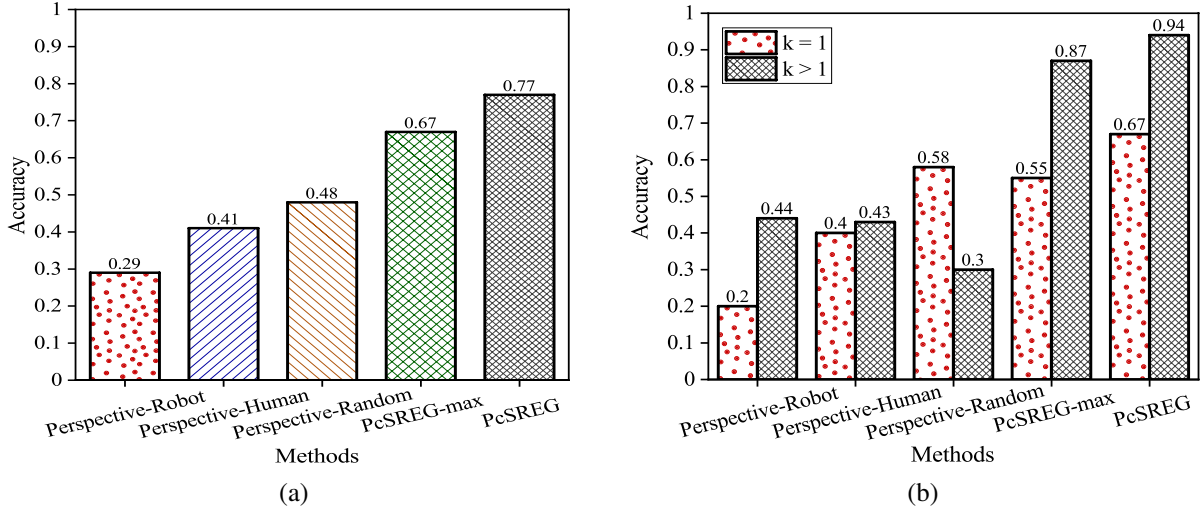


Figure 10: Experimental results. (a) Accuracy of target entity identification. (b) Accuracy of target entity identification with different complexity.

### 5.2.3 Discussion

As shown in Fig. 10(a), the proposed PcSREG method can achieve the best performance with almost 80% accuracy in the user study. The improvement in human identification accuracy in turn illustrates that PcSREG can effectively reduce the ambiguity of referring expressions. Compared with the Perspective-Human, Perspective-Robot, and Perspective-Random methods, PcSREG takes more attention to the diversity of reference frames and can adaptively adopt appropriate reference frames to generate expression, so the generated expressions by PcSREG are not rigid and can be understood easier. As for PcSREG-max, although it also performs better than the other baselines, it is so short-sighted that it can not find the optimal reference frame strategy. We conducted a McNemar’s test and the results show that there are statistically significant difference in accuracy between PcSREG and PcSREG-max with  $\chi^2 = 31$ ,  $n = 288$ ,  $p = 0.002 < 0.01$ .

Fig. 10(b) shows the accuracy with different complexity  $k$ . The accuracy with  $k > 1$  is higher in most cases. The possible reason is that human does not tend to take the strategy that combines different reference frames to resolve the expressions. According to the Perspective-Random method, the robot will take different reference frames for different spatial relation units easily, so the generated expressions will be misunderstood easily in the case  $k > 1$ ; while PcSREG can adapt to this characteristic of humans and will prefer to take consistent reference frames for different spatial relation units.

## 6 Conclusion

Our long-term goal is to develop a robot that can interact with human effectively in the real world. In this paper, we presented a novel PcSREG framework to minimize the ambiguity of spatial referring expression for human partners by taking the diversity of reference frames into account. We integrated the process of reference frame selection into the original REG framework. In this way, we can find the optimal reference frame strategy consistent with human

preference to facilitate the resolution of humans. In addition, we demonstrated an implementation of PcSREG via a robot system. The experimental results with the preference of reference frames in expression generation and the user study show that the proposed method can effectively reduce the ambiguity of spatial referring expressions for HRI in real scenarios. Our future work will focus on the dynamic interaction and constructing an adaptive interactive robotic system using machine learning methods (e.g., reinforcement learning [53]).

## References

- [1] C. Breazeal, “Social interactions in hri: the robot view,” *IEEE Transactions on Systems, Man, and Cybernetics, Part C (Applications and Reviews)*, vol. 34, no. 2, pp. 181–186, 2004.
- [2] Z. Li, C. Xu, Q. Wei, C. Shi, and C.-Y. Su, “Human-inspired control of dual-arm exoskeleton robots with force and impedance adaptation,” *IEEE Transactions on Systems, Man, and Cybernetics: Systems*, vol. 50, no. 12, pp. 5296–5305, 2020.
- [3] Q. Wu, X. Wang, B. Chen, and H. Wu, “Development of a minimal-intervention-based admittance control strategy for upper extremity rehabilitation exoskeleton,” *IEEE Transactions on Systems, Man, and Cybernetics: Systems*, vol. 48, no. 6, pp. 1005–1016, 2017.
- [4] M. Bajones, D. Fischinger, A. Weiss, P. D. L. Puente, D. Wolf, M. Vincze, T. Körtner, M. Weninger, K. Papoutsakis, D. Michel *et al.*, “Results of field trials with a mobile service robot for older adults in 16 private households,” *ACM Transactions on Human-Robot Interaction*, vol. 9, no. 2, pp. 1–27, 2019.
- [5] T. Schodde, L. Hoffmann, S. Stange, and S. Kopp, “Adapt, explain, engage—a study on how social robots can scaffold second-language learning of children,” *ACM Transactions on Human-Robot Interaction*, vol. 9, no. 1, pp. 1–27, 2019.
- [6] E. Jochum, P. Millar, and D. Nuñez, “Sequence and chance: Design and control methods for entertainment robots,” *Robotics and Autonomous Systems*, vol. 100, no. 87, pp. 372–380, 2017.
- [7] C. Jiang, Z. Ni, Y. Guo, and H. He, “Learning human–robot interaction for robot-assisted pedestrian flow optimization,” *IEEE Transactions on Systems, Man, and Cybernetics: Systems*, vol. 49, no. 4, pp. 797–813, 2017.
- [8] E. A. Sisbot, L. F. Marin-Urias, X. Broquere, D. Sidobre, and R. Alami, “Synthesizing robot motions adapted to human presence,” *International Journal of Social Robotics*, vol. 2, no. 3, pp. 329–343, 2010.
- [9] K. Zheng, D. F. Glas, T. Kanda, H. Ishiguro, and N. Hagita, “Designing and implementing a human–robot team for social interactions,” *IEEE Transactions on Systems, Man, and Cybernetics: Systems*, vol. 43, no. 4, pp. 843–859, 2013.
- [10] S. Lemaignan, M. Warnier, E. A. Sisbot, A. Clodic, and R. Alami, “Artificial cognition for social human–robot interaction: An implementation,” *Artificial Intelligence*, vol. 100, no. 247, pp. 45–69, 2017.
- [11] Y. Sun, W. Wang, Y. Chen, and Y. Jia, “Learn how to assist humans through human teaching and robot learning in human-robot collaborative assembly,” *IEEE Transactions on Systems, Man, and Cybernetics: Systems*, 2020, doi: 10.1109/TSMC.2020.3005340.
- [12] E. Krahmer and K. Van Deemter, “Computational generation of referring expressions: A survey,” *Computational Linguistics*, vol. 38, no. 1, pp. 173–218, 2012.
- [13] R. Fang, M. Doering, and J. Y. Chai, “Embodied collaborative referring expression generation in situated human-robot interaction,” in *ACM/IEEE International Conference on Human-Robot Interaction*, 2015, pp. 271–278.
- [14] F. I. Doğan, S. Kalkan, and I. Leite, “Learning to generate unambiguous spatial referring expressions for real-world environments,” in *IEEE/RSJ International Conference on Intelligent Robots and Systems*, 2019, pp. 4992–4999.
- [15] H. Zender, G.-J. M. Kruijff, and I. Kruijff-Korbayová, “Situated resolution and generation of spatial referring expressions for robotic assistants,” in *International Joint Conference on Artificial Intelligence*, 2009, pp. 1604–1609.
- [16] G. Buisan, G. Sarthou, A. Bit-Monnot, A. Clodic, and R. Alami, “Efficient, situated and ontology based referring expression generation for human-robot collaboration,” in *IEEE International Conference on Robot & Human Interactive Communication*, 2020.
- [17] R. De Oliveira, Y. Sripada, and E. Reiter, “Designing an algorithm for generating named spatial references,” in *European Workshop on Natural Language Generation*, 2015, pp. 127–135.
- [18] S. Li, R. Scalise, H. Admoni, S. Rosenthal, and S. S. Srinivasa, “Spatial references and perspective in natural language instructions for collaborative manipulation,” in *IEEE International Symposium on Robot and Human Interactive Communication*, 2016, pp. 44–51.



- [19] T. Chakraborti, S. Kambhampati, M. Scheutz, and Y. Zhang, “Ai challenges in human-robot cognitive teaming,” *arXiv preprint arXiv:1707.04775*, 2017.
- [20] E. A. Sisbot, R. Ros, and R. Alami, “Situation assessment for human-robot interactive object manipulation,” in *IEEE International Symposium on Robot and Human Interactive Communication*, 2011, pp. 15–20.
- [21] L. F. Marin-Urias, E. A. Sisbot, and R. Alami, “Geometric tools for perspective taking for human–robot interaction,” in *Mexican International Conference on Artificial Intelligence*, 2008, pp. 243–249.
- [22] A. K. Pandey, M. Ali, and R. Alami, “Towards a task-aware proactive sociable robot based on multi-state perspective-taking,” *International Journal of Social Robotics*, vol. 5, no. 2, pp. 215–236, 2013.
- [23] P. Michelon and J. M. Zacks, “Two kinds of visual perspective taking,” *Perception & Psychophysics*, vol. 68, no. 2, pp. 327–337, 2006.
- [24] J. G. Trafton, N. L. Cassimatis, M. D. Bugajska, D. P. Brock, F. E. Mintz, and A. C. Schultz, “Enabling effective human-robot interaction using perspective-taking in robots,” *IEEE Transactions on Systems, Man, and Cybernetics-Part A: Systems and Humans*, vol. 35, no. 4, pp. 460–470, 2005.
- [25] R. Ros, E. A. Sisbot, R. Alami, J. Steinwender, K. Hamann, and F. Warneken, “Solving ambiguities with perspective taking,” in *ACM/IEEE International Conference on Human-Robot Interaction*, 2010, pp. 181–182.
- [26] T. Fischer and Y. Demiris, “Markerless perspective taking for humanoid robots in unconstrained environments,” in *IEEE International Conference on Robotics and Automation*, 2016, pp. 3309–3316.
- [27] M. F. Schober, “Spatial perspective-taking in conversation,” *Cognition*, vol. 47, no. 1, pp. 1–24, 1993.
- [28] H. A. Taylor and B. Tversky, “Perspective in spatial descriptions,” *Journal of Memory and Language*, vol. 35, no. 3, pp. 371–391, 1996.
- [29] M. Shridhar, D. Mittal, and D. Hsu, “Ingress: Interactive visual grounding of referring expressions,” *International Journal of Robotics Research*, vol. 39, no. 2-3, pp. 217–232, 2020.
- [30] A. Gatt and E. Krahrmer, “Survey of the state of the art in natural language generation: Core tasks, applications and evaluation,” *Journal of Artificial Intelligence Research*, vol. 61, no. 1, pp. 65–170, 2018.
- [31] R. Dale and E. Reiter, “Computational interpretations of the gricean maxims in the generation of referring expressions,” *Cognitive Science*, vol. 19, no. 2, pp. 233–263, 1995.
- [32] R. Dale, “Cooking up referring expressions,” in *Annual Meeting of the Association for Computational Linguistics*, 1989, pp. 68–75.
- [33] E. Reiter and R. Dale, “A fast algorithm for the generation of referring expressions,” in *Conference on Computational Linguistics*, 1992, pp. 232–238.
- [34] R. Fang, C. Liu, L. She, and J. Y. Chai, “Towards situated dialogue: Revisiting referring expression generation,” in *Conference on Empirical Methods in Natural Language Processing*, 2013, pp. 392–402.
- [35] J. D. Kelleher and G.-J. M. Kruijff, “Incremental generation of spatial referring expressions in situated dialog,” in *International Conference on Computational Linguistics and 44th Annual Meeting of the Association for Computational Linguistics*, 2006, pp. 1041–1048.
- [36] D. dos Santos Silva and I. Paraboni, “Generating spatial referring expressions in interactive 3d worlds,” *Spatial Cognition & Computation*, vol. 15, no. 3, pp. 186–225, 2015.
- [37] R. Fang, M. Doering, and J. Y. Chai, “Collaborative models for referring expression generation in situated dialogue,” in *AAAI Conference on Artificial Intelligence*, 2014, pp. 1544–1550.
- [38] C. D. Wallbridge, S. Lemaignan, E. Senft, and T. Belpaeme, “Generating spatial referring expressions in a social robot: Dynamic vs non-ambiguous,” *Frontiers in Robotics and AI*, vol. 6, p. 67, 2019.
- [39] T. Williams, T. Johnson, W. Culpepper, and K. Larson, “Toward forgetting-sensitive referring expression generation for integrated robot architectures,” *arXiv preprint arXiv:2007.08672*, 2020.
- [40] L. Yu, H. Tan, M. Bansal, and T. L. Berg, “A joint speaker-listener-reinforcer model for referring expressions,” in *IEEE Conference on Computer Vision and Pattern Recognition*, 2017, pp. 7282–7290.
- [41] X. Li and S. Jiang, “Bundled object context for referring expressions,” *IEEE Transactions on Multimedia*, vol. 20, no. 10, pp. 2749–2760, 2018.
- [42] M. Tanaka, T. Itamochi, K. Narioka, I. Sato, Y. Ushiku, and T. Harada, “Generating easy-to-understand referring expressions for target identifications,” in *IEEE International Conference on Computer Vision*, 2019, pp. 5794–5803.

- [43] J. Mao, J. Huang, A. Toshev, O. Camburu, A. L. Yuille, and K. Murphy, “Generation and comprehension of unambiguous object descriptions,” in *IEEE Conference on Computer Vision and Pattern Recognition*, 2016, pp. 11–20.
- [44] J. Liu, W. Wang, L. Wang, and M.-H. Yang, “Attribute-guided attention for referring expression generation and comprehension,” *IEEE Transactions on Image Processing*, vol. 29, pp. 5244–5258, 2020.
- [45] L. A. Carlson-Radvansky and G. D. Logan, “The influence of reference frame selection on spatial template construction,” *Journal of Memory and Language*, vol. 37, no. 3, pp. 411–437, 1997.
- [46] K. R. Coventry, E. Andonova, T. Tenbrink, H. B. Gudde, and P. E. Engelhardt, “Cued by what we see and hear: Spatial reference frame use in language,” *Frontiers in Psychology*, vol. 9, p. 1287, 2018.
- [47] D. Golland, P. Liang, and D. Klein, “A game-theoretic approach to generating spatial descriptions,” in *Conference on Empirical Methods in Natural Language Processing*, 2010, pp. 410–419.
- [48] J. Viethen and R. Dale, “The use of spatial relations in referring expression generation,” in *International Natural Language Generation Conference*, 2008, pp. 59–67.
- [49] J. Redmon and A. Farhadi, “Yolov3: An incremental improvement,” *arXiv preprint arXiv:1804.02767*, 2018.
- [50] J. D. Kelleher and F. J. Costello, “Applying computational models of spatial prepositions to visually situated dialog,” *Computational Linguistics*, vol. 35, no. 2, pp. 271–306, 2009.
- [51] J. Tan, Z. Ju, S. Hand, and H. Liu, “Robot navigation and manipulation control based-on fuzzy spatial relation analysis,” *International Journal of Fuzzy Systems*, vol. 13, no. 4, pp. 292–301, 2011.
- [52] L. Kunze, T. Williams, N. Hawes, and M. Scheutz, “Spatial referring expression generation for hri: Algorithms and evaluation framework,” in *AAAI Fall Symposium on Artificial Intelligence for Human-Robot Interaction*, 2017.
- [53] R. S. Sutton and A. G. Barto, *Reinforcement learning: An introduction (2nd Ed.)*. MIT press, 2018.

## A Experimental Scenarios

The experimental scenarios are shown as in Fig. 11 for preference estimation in Subsection 5.1 and Fig. 12 for user study in Subsection 5.2. The target entities for human referring and identification are indicated with the red arrow. To increase the interference, there are more than two entities like the target in every scene. In this case, we tend to use spatial location to refer to the target, which meets the research topic of this paper. In addition, the arrangements of objects are regular in these scenes to limit the available spatial relations to the projective spatial prepositions. Each scenario contains the object with orientations (e.g., car). In the case of human-human/human-robot interaction, there will be more than 3 reference frames available for REG, which will increase the ambiguity of spatial referring expressions while highlighting the need to reference frames selection.

For preference estimation, our goal is to quantitatively demonstrate the cognitive characteristics of human reference frames selection. Hence our principle for designing scenarios is to make them as diverse as possible so that the scenarios can cover the general situations. We put various kinds of objects with orientations in scenarios and generate different configurations for each scenario as shown in Fig. 11.

In Subsection 5.2, we designed two categories of experimental scenarios for user study. Fig. 12(1)-(8) are the simpler scenarios in which the target can be referred by one spatial relation unit and these scenarios are categorized as  $k = 1$  in this paper. Fig. 12(9)-(12) are more complex and the target will be described by more relation units in these scenarios, which is classified as  $k > 1$ . In this setting, we ensure that the scenarios cover different levels of complexity.

The settings in Fig. 11 for preference estimation and Fig. 12 for user study are different, so that we estimated the preference of reference frames in one kind of experimental setting while verified the proposed approach in the other kind of experimental setting to ensure that the results are effective and convincing.




Figure 11: The experimental scenes for preference estimation in Subsection 5.1.




Figure 12: The experimental scenes for user study in Subsection 5.2.