

Convex Aggregation for Opinion Summarization

Hayate Iso[♦] Xiaolan Wang[♦]

Yoshihiko Suhara[♦] Stefanos Angelidis[♡] Wang-Chiew Tan^{◇*}

[♦]Megagon Labs [♡]University of Edinburgh [◇]Facebook AI

hayate@megagon.ai, xiaolan@megagon.ai,

yoshi@megagon.ai, s.angelidis@ed.ac.uk, wangchiew@fb.com

Abstract

Recent advances in text autoencoders have significantly improved the quality of the latent space, which enables models to generate grammatical and consistent text from aggregated latent vectors. As a successful application of this property, unsupervised opinion summarization models generate a summary by decoding the aggregated latent vectors of inputs. More specifically, they perform the aggregation via *simple average*. However, little is known about how the vector aggregation step affects the generation quality. In this study, we revisit the commonly used *simple average* approach by examining the latent space and generated summaries. We found that text autoencoders tend to generate overly generic summaries from simply averaged latent vectors due to an unexpected L_2 -norm shrinkage in the aggregated latent vectors, which we refer to as *summary vector degeneration*. To overcome this issue, we develop a framework COOP, which searches input combinations for the latent vector aggregation using *input-output word overlap*. Experimental results show that COOP successfully alleviates the summary vector degeneration issue and establishes new state-of-the-art performance on two opinion summarization benchmarks. Code is available at <https://github.com/megagonlabs/coop>.

1 Introduction

The unprecedented growth of online review platforms and the recent success of neural summarization techniques (Cheng and Lapata, 2016; See et al., 2017; Liu and Lapata, 2019), spurred significant interest in research on multi-document opinion summarization (Angelidis and Lapata, 2018; Chu and Liu, 2019; Bražinskas et al., 2020; Suhara et al., 2020; Amplayo and Lapata, 2020; Amplayo et al., 2021). The goal of multi-document opinion summarization is to generate a summary that represents salient opinions in the input reviews.

Research on multi-document opinion summarization is challenging because of the lack of gold-standard summaries, which are difficult to collect at scale. This is in contrast to single-document summarization, where there exists an abundant annotated datasets (Sandhaus, 2008; Hermann et al., 2015; Rush et al., 2015; Narayan et al., 2018). Consequently, the primary approach is to employ text autoencoders for unsupervised opinion summarization (Chu and Liu, 2019; Bražinskas et al., 2020). Text autoencoders, especially variational autoencoders (VAEs), are known for the ability to generate grammatical and consistent text by aggregating multiple latent vectors (Bowman et al., 2016). Unsupervised opinion summarization models leverage this property to generate a summary by first aggregating the latent vectors of input reviews via *simple average*, and then decoding the summary from the aggregated vector.

However, it has not been verified if the simple average is the best choice for summary generation. Furthermore, little is known about the relationship between the latent vector and the generation quality. In this paper, we report that text autoencoder models with the simple average vector aggregation tend to generate overly generic summaries, which we refer to as *summary vector degeneration*. For example, as shown in Figure 1, with simply averaged latent vectors, the generated summaries of two distinct entities are almost identical. We further discovered two factors that cause summary vector degeneration: (1) simply averaged latent vectors cause unexpected L_2 -norm shrinkage, and (2) latent vectors with smaller L_2 -norm are decoded into less informative summaries (e.g., contain only general information.)

To address the summary vector degeneration issue, we develop COOP, a latent vector aggregation framework. In essence, COOP considers *convex combinations* of the latent vectors of input reviews for better summary generation. More specifi-

^{*}Work done while at Megagon Labs.

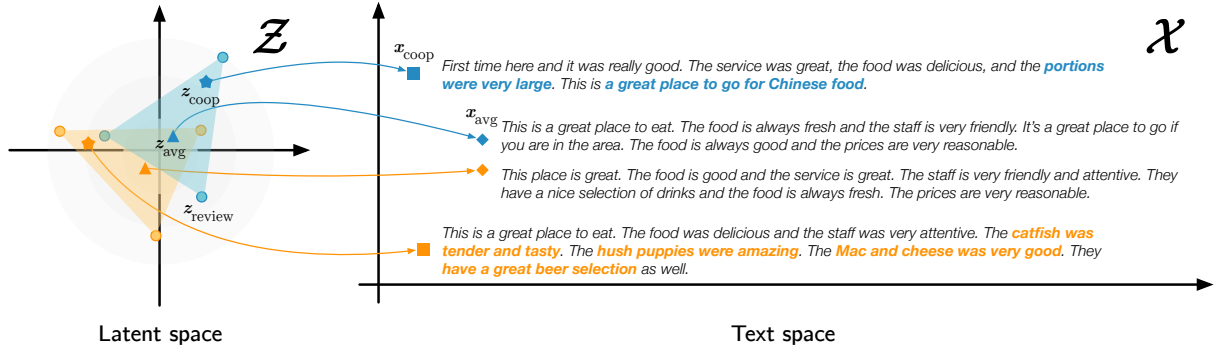


Figure 1: Illustration of the latent space \mathcal{Z} and text space \mathcal{X} . The de facto standard approach in unsupervised opinion summarization uses the simple average of input review vectors z_{review} (\circ) to obtain the summary vector z_{avg} (\blacktriangle). The simply averaged vector z_{avg} tends to be close to the center (i.e., has a small L_2 -norm) in the latent space, and a generated summary x_{avg} (\blacklozenge) tends to become overly generic. Our proposed framework COOP finds a better aggregated vector to generate a more specific summary x_{COOP} (\blacksquare) from the latent vector z_{COOP} (\star).

cally, we focus on searching for a convex combination that maximizes the *input-output word overlap* between input reviews and a generated summary. This optimization strategy helps the model generate summaries that are more consistent with input reviews, thus improving the quality of summarization for unsupervised opinion summarization models.

Our contributions are summarized as follows:

- We report that the commonly used simple average vector aggregation method causes *summary vector degeneration*, which makes the decoder generate less informative and overly generic summaries.
- We formalize *latent vector aggregation* as an optimization problem, which considers the convex combination of input review latent vectors. We propose a solution, COOP, to approximate the optimal latent vector with linear time complexity. To the best of our knowledge, this is the first work that optimizes latent vector aggregation for opinion summarization.
- We conduct comparative experiments against existing methods (Chu and Liu, 2019; Bražinskas et al., 2020), which implement more sophisticated techniques. Our experiments demonstrate that by coupling with COOP, two opinion summarization models (BIMEANVAE and Optimus) establish new state-of-the-art performance on both **Yelp** and **Amazon** datasets.

2 Preliminaries

Let us denote $\mathcal{R} = \{x_i\}_{i=1}^{|\mathcal{R}|}$ as a dataset of customer reviews of the same domain (e.g., restaurant or

product), where each review is a sequence of words $x = (x_1, \dots, x_{\|x\|})$ in the text space \mathcal{X} . Given an entity e and its reviews $\mathcal{R}_e \subseteq \mathcal{R}$, the goal of the *multi-document opinion summarization* task is to generate an abstractive summary s_e such that the salient opinions in \mathcal{R}_e are included.

2.1 Unsupervised Opinion Summarization

Existing unsupervised opinion summarization models (Chu and Liu, 2019; Bražinskas et al., 2020) use the autoencoder, where an encoder $E : \mathcal{X} \rightarrow \mathcal{Z}$ mapping from the text space \mathcal{X} to latent space \mathcal{Z} , and a decoder $G : \mathcal{Z} \rightarrow \mathcal{X}$ that generates texts from latent vectors.

Encoder E : Given an entity e and its reviews \mathcal{R}_e , the encoder E essentially maps every review $x_i \in \mathcal{R}_e$ into the latent space: $z_i = E(x_i)$, where z_i is the latent vector of review x_i .

Decoder G : The other core component is the decoder G , which generate a new text $\hat{x} = (\hat{x}_1, \dots, \hat{x}_{\|\hat{x}\|})$ from a given latent vector z : $\hat{x} = G(z)$.

Training: At the training phase, the autoencoder model is trained to generate the review. While various training methods have been proposed, the simplest approach is aimed to reconstruct the input review from the corresponding latent vector.

Generation: At the generation phase, given a set of input review latent vectors $\mathcal{Z}_e = \{z_1, \dots, z_{|\mathcal{R}_e|}\}$, existing opinion summarization models use simple average to create the latent vector of the summary (*summary vector*) $z_{\text{summary}}^{\text{avg}} = \frac{1}{|\mathcal{R}_e|} \sum_{i=1}^{|\mathcal{R}_e|} z_i$, which is then decoded into the summary. In this paper, our focus is to analyze and improve the latent vector aggregation for the summary.

2.2 Variational Autoencoders

In this study, we use variational autoencoders (VAEs) as the text autoencoder since it provides a smooth latent space, which allows to produce grammatical and consistent text from aggregated latent vectors (Kingma and Welling, 2014; Bowman et al., 2016). More specifically, we tested two VAE variations, namely BIMEANVAE and Optimus (Li et al., 2020). BIMEANVAE uses bidirectional LSTM as the encoder, LSTM as the decoder, and applies a mean pooling layer to the BiLSTM layer to obtain the latent vector. OPTIMUS (Li et al., 2020) is a Transformer-based VAE model that uses BERT (Devlin et al., 2019) as the encoder and GPT-2 (Radford et al., 2019) as the decoder. Unlike existing opinion summarization models, both BIMEANVAE and Optimus do not use any additional objectives but the basic VAE objective (i.e., the reconstruction loss with KL regularization):

$$\begin{aligned}\mathcal{L}(\theta, \phi) &= \mathcal{L}_{\text{rec}} + \beta \mathcal{L}_{KL} \\ \mathcal{L}_{\text{rec}}(\theta, \phi) &= -\mathbb{E}_{q_{\phi}(z|\mathbf{x})}[\log p_{\theta}(\mathbf{x}|z)] \\ \mathcal{L}_{KL}(\phi) &= D_{KL}(q_{\phi}(z|\mathbf{x})||p_{\theta}(z)),\end{aligned}$$

where ϕ and θ are the parameters of the encoder E and decoder G . β is a hyper-parameter that controls the strength of the KL regularization $\mathcal{L}_{KL}(\phi)$. We choose the standard Gaussian distribution $\mathcal{N}(\mathbf{0}, \mathbf{I})$ as the prior distribution $p_{\theta}(z)$.

3 Revisiting Simple Average Approach

In this section, we revisit the commonly used simple average approach (SimpleAvg) and examine the relations between the aggregated latent vector and the quality of generated summaries.

Taking a simple average is an intuitive way to optimize the aggregated vector in the latent space since it minimizes the total distance between input latent vectors and the aggregated vector. Thus, it appears to be a reasonable design choice and has been adopted by multiple unsupervised opinion summarization models as de-facto standard.

However, we find that only considering the total distance between the input and the aggregated latent vectors does not always render high-quality summaries. This is because SimpleAvg is completely ignorant of the decoder performance and the resulting generation. In fact, we observe that SimpleAvg tends to produce overly generic summaries (as shown in Figure 1), which we refer to as *summary vector degeneration*.

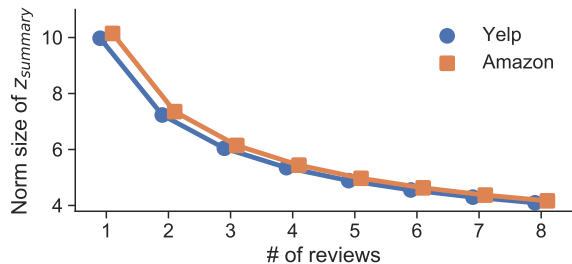


Figure 2: Average L_2 -norm of simply averaged summary vectors for different number of input reviews.

To gain a better understanding of the summary vector degeneration problem, we conducted further analysis and discovered two factors that cause this problem: (1) simply averaging input latent vectors causes L_2 -norm shrinkage, and (2) latent vectors with smaller L_2 -norm tend to be decoded into less informative generations.

3.1 L_2 -norm Shrinkage in Latent Space

To understand how simply averaged latent vectors distribute in the latent space, we compared the L_2 -norm of the latent vectors of input reviews and summary vectors created by SimpleAvg. We conducted analysis using BIMEANVAE on two review datasets, **Yelp** and **Amazon**.

As shown in Figure 2, the average L_2 -norm of the summary vectors significantly *shrinks* from 9.97 to 4.10 on **Yelp** (10.15 to 4.17 on **Amazon**) as the number of input reviews is increased from 1 (i.e., individual reviews) to 8. The results show that simply averaging multiple latent vectors can cause L_2 -norm shrinkage of the summary vector. As we expect each dimension in the latent space to represent a distinct semantics, L_2 -norm shrinkage may cause some information loss in the summary vector.

3.2 Summary Vector Degeneration

To investigate the effect of L_2 -norm shrinkage in the latent space, we further analyzed the quality of generated text for each latent vector and conducted correlation analysis against the L_2 -norm. We used two metrics to assess the quality of generated text: (a) text length and (b) information amount. For the information amount, we trained an autoregressive model (RNN-LM) on each dataset and used negative log probabilities of generated summaries (i.e., a higher value means more amount of infor-

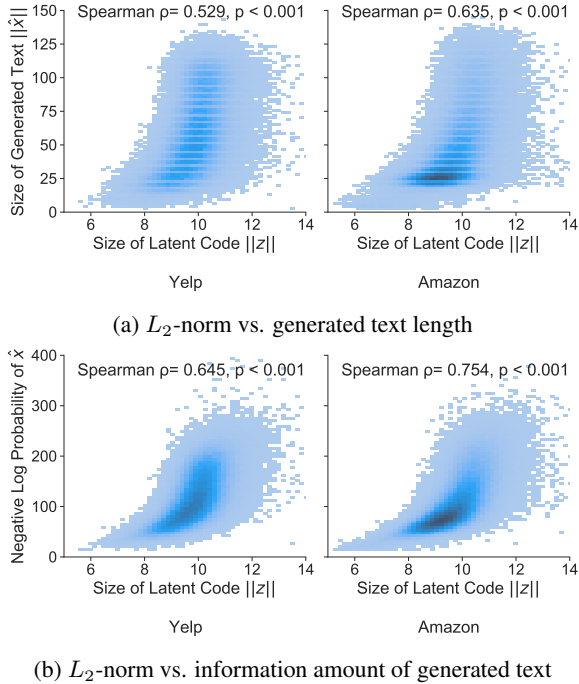


Figure 3: Correlation analysis of the L_2 -norm of latent vectors $\|z\|$ and the generated text quality: (a) text length and (b) information amount.

mation) (Brown et al., 1992; Mielke et al., 2019)¹.

Figure 3 shows that the L_2 -norm of latent vectors is highly correlated with (a) generated text length and (b) information amount. The results support that latent vectors with smaller (larger) L_2 -norm are decoded into less (more) informative text. Therefore, we confirm that the commonly used SimpleAvg is a suboptimal solution for latent vector aggregation as it tends to cause summary vector degeneration.

4 Convex Aggregation in Latent Space

As discussed above, there are two limitations with the de-facto standard SimpleAvg. First, it causes summary vector degeneration. Second, it is ignorant of the decoder generation (in the text space \mathcal{X}) for a summary vector (in the latent space \mathcal{Z} .)

To address the issues, we consider an optimization problem that searches for the best combination of the latent vectors of input reviews that maximizes the *alignment* between input reviews and generated summaries. We restrict the search space to the convex combinations of input review representations, so the contribution of each input review is always zero or positive. This is based on the assumption that each review in the input set should

¹Training details are in Appendix.

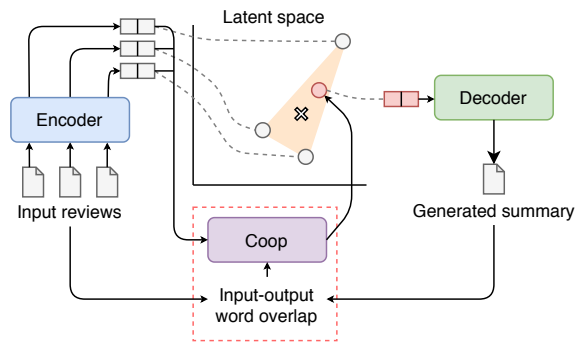


Figure 4: COOP searches convex combinations of the latent vectors of input reviews based on the *input-output word overlap* between a generated summary and input reviews. \times denotes the simply averaged vector.

be either ignored or reflected. Hence, we refer to the latent representation aggregation problem as *convex aggregation*.

4.1 COOP: Convex Aggregation for Opinion Summarization

We develop a latent vector aggregation framework COOP to solve the convex aggregation problem in Figure 4. COOP optimizes for the *input-output word overlap* between a generated summary and the input reviews:

$$\begin{aligned}
 & \underset{z}{\text{maximize}} && \text{Overlap}(\mathcal{R}_e, G(z)) \\
 & \text{subject to} && z = \sum_{i=1}^{|\mathcal{R}_e|} w_i z_i \\
 & && \sum_{i=1}^{|\mathcal{R}_e|} w_i = 1, \forall w_i \in \mathbb{R}^+.
 \end{aligned}$$

The input-output word overlap (Overlap) evaluates the consistency between input reviews and a generated summary, and it can naturally penalize *hallucinated generations*. Specifically, we use the ROUGE-1 F1 score as the input-output word overlap metric (Lin, 2004)². Note that the method does not use gold-standard summaries or any information in the test set but uses the input reviews for calculating word overlap information.

4.2 Search Space

Following the intuition that some input reviews are useful and others are not, we narrow down the search space to the power set of an input review

²We also tested other ROUGE scores such as ROUGE-2/L in the preliminary experiments and found that ROUGE-1 (i.e., word overlap) works most robustly, so we decided to use the most straightforward metric.

set R_e . The summary vector is then calculated as the average of the latent representations of the “selected” reviews: $z_{\text{summary}}^{\text{power}} = \frac{1}{|\mathcal{R}'_e|} \sum_{i=1}^{|\mathcal{R}'_e|} z_i$, where $\mathcal{R}'_e \in 2^{\mathcal{R}_e} \setminus \{\emptyset\}$ is non-empty subsets in the power set $2^{\mathcal{R}_e}$. We also tested black-box optimization techniques (Audet and Hare, 2017) to search the entire continuous space, but we did not observe improvements despite the extra optimization cost.

5 Evaluation

Dataset: For our experiments, we used two publicly available datasets, **Yelp** (Chu and Liu, 2019) and **Amazon** (Bražinskas et al., 2020). Besides reviews used for training, these two datasets also contain gold-standard summaries for 200 and 60 sampled entities, respectively. For both datasets, the summaries are manually created from 8 input reviews, and we used the same dev/test split, 100/100 for **Yelp** and 28/32 for **Amazon**, released by their authors for our experiments.

Experimental settings: We used Adam optimizer (Kingma and Ba, 2015) with a linear scheduler, whose initial learning rate is set to 10^{-3} (10^{-5}) for BIMEANVAE (Optimus.) To mitigate the KL vanishing issue, we also applied KL annealing during the training (Kingma et al., 2016; Fu et al., 2019; Li et al., 2019).

For generation, we used beam search with a size of 4. In order to generate summary-like texts, we introduce a technique, *first-person pronoun blocking*, that prohibits to generate first-person pronouns (e.g., I, my, me) during summary generations. We report the ROUGE-1/2/L F1 scores for the automatic evaluation (Lin, 2004)³.

Comparative methods: We compared our models (i.e., BIMEANVAE and Optimus with COOP) against state-of-the-art opinion summarization models that use SimpleAvg for latent vector aggregation, namely TextVAE (Bowman et al., 2016), MeanSum (Chu and Liu, 2019), and CopyCat (Bražinskas et al., 2020). We also coupled BIMEANVAE and Optimus with SimpleAvg to verify the effectiveness of COOP. In addition, we report the performance of other extractive or weakly-supervised opinion summarization models.

Besides the unsupervised summarization models, we also report two types of oracle methods.

Oracle (single): This oracle method selects a single input review that takes the highest ROUGE-1

F1 score on the gold-standard summary.

Oracle (comb.): This oracle method selects the best set of input reviews from the power set $2^{\mathcal{R}_e} \setminus \{\emptyset\}$ of input review set \mathcal{R}_e so that it achieves the highest ROUGE-1 F1 score on the gold-standard summary when BIMEANVAE is used as the summarization model. This can also be interpreted as the upper-bound performance of BIMEANVAE.

More details about our evaluation can be found in the Appendix.

5.1 Automatic Evaluation

As shown in Table 1, COOP is able to improve both summarization models, BIMEANVAE and Optimus, by a large margin. With COOP, BIMEANVAE and Optimus obtain the new state-of-the-art performance on both benchmark datasets. Besides the summarization performance, we also show the model sizes in Table 1. Note that BIMEANVAE performs competitively well against Optimus, which is trained on top of large pre-trained language models and has approximately 20x more parameters than BIMEANVAE. We believe this is due to the simple yet important configuration in the model architecture, which uses a BiLSTM encoder (vs. unidirectional LSTM in TextVAE) and a mean-pooling layer (vs. last hidden state).

Meanwhile, BIMEANVAE and Optimus with COOP outperforms Oracle (single), which selects the single review that takes the highest ROUGE score. The results indicate that our aggregation framework takes the quality of unsupervised multi-document opinion summarization to the next stage.

It is worthwhile to note that both VAE variations with the conventional simple average aggregation competitively perform well against the state-of-the-art performance on opinion summarization benchmarks as shown in Table 1. In contrast to previous study (Bražinskas et al., 2020), which showed that text VAE performs poorly on the opinion summarization, our modified configuration makes BIMEANVAE a competitive baseline for the task.

5.2 Human Evaluation

We conducted human evaluation to assess the quality of generated summaries. More specifically, we collected the generated summaries for entities in the **Yelp** test set with four different models, COOP (BIMEANVAE), SimpleAvg (BIMEANVAE), CopyCat and PlanSum. Then,

³<https://pypi.org/project/py-rouge/>

Method	Yelp			Amazon			#Param
	R1	R2	RL	R1	R2	RL	
COOP							
BIMEANVAE	35.37	7.35	19.94	36.57	7.23	21.24	13M
Optimus	33.68	7.00	18.95	<u>35.32</u>	6.22	19.84	239M
SimpleAvg							
BIMEANVAE	32.87	6.93	<u>19.89</u>	33.60	6.64	<u>20.87</u>	13M
Optimus	31.23	6.48	18.27	33.54	6.18	19.34	239M
TextVAE [†]	25.42	3.11	15.04	22.87	2.75	14.46	13M
MeanSum [†]	28.46	3.66	15.57	29.20	4.70	18.15	28M
CopyCat [†]	29.47	5.26	18.09	31.97	5.81	20.16	21M
Abstractive							
Opinosis [†]	24.88	2.78	14.09	28.42	4.57	15.50	–
DenoiseSum [‡]	30.14	4.99	17.65	–	–	–	–
Extractive							
LexRank [†]	25.01	3.62	14.67	28.74	5.47	16.75	–
Spectral-BERT ^b	30.20	4.50	17.20	–	–	–	–
QT [#]	28.40	3.97	15.27	34.04	<u>7.03</u>	18.08	–
Weakly Supervised							
PlanSum [‡]	<u>34.79</u>	<u>7.01</u>	19.74	32.87	6.12	19.05	–
OpinionDigest ^h	29.30	5.77	18.56	–	–	–	–
Oracle							
single	31.73	4.94	16.95	35.44	7.71	20.74	–
comb.	42.72	10.21	24.00	40.55	8.77	23.33	–

Table 1: ROUGE scores on the benchmarks. Bold-faced and underlined denote the best and second-best scores respectively. COOP significantly improves the performance of two summarization models, BIMEANVAE and Optimus, and achieves new state-of-the-art performance on both of the benchmark datasets. † means the results are copied from Bražinskas et al. (2020), ‡ from Amplayo et al. (2021), ^b from Wang et al. (2020), # from Angelidis et al. (2021), and ^h from Suhara et al. (2020). Note that this study classifies OpinionDigest and PlanSum as weakly-supervised summarizers since they use additional information other than review text.

	Info	Content Support		
		Fully	Partially	No
COOP	28.0	38.1%	35.7%	26.2%
SimpleAvg	18.0	35.4%	35.2%	29.4%
CopyCat	-52.0	37.6%	34.2%	28.2%
PlanSum	6.0	30.7%	36.2%	33.1%

Table 2: Human evaluation on **Yelp** dataset. COOP outperforms the other baseline models on both informativeness (Info) and content support.

we asked three human judges to evaluate the summaries with two criteria: *informativeness* and *content support*.

We first asked human judges to evaluate the informativeness of the generated summaries by the Best-Worst Scaling (Louviere et al., 2015), which scores each summarization method with values ranging from -100 (unanimously worst) to +100 (unanimously best). We then asked human judges to evaluate the content support of the generated summaries. For each sentence in the generated summary, the judges chose an option from (a) fully

supported, (b) partially supported, or (c) not.

We present the human evaluation results in Table 2. As shown, summaries generated by COOP are more informative than SimpleAvg⁴ and the other baseline models. Meanwhile, COOP also behaves well on content support as it generates more sentences with full/partial content support than the other methods. These results indicate that COOP is able to generate more informative and less hallucinated summaries. Combined with the automatic evaluation results, we conclude that COOP meaningfully improves the quality of summarization generation.

6 Analysis

In this section, we conduct a series of additional analysis to verify the effectiveness and efficiency of COOP. We also provide detailed descriptions of the setups and additional analysis in the Appendix.

⁴BIMEANVAE shows robust performance even combined with SimpleAvg. Note that CopyCat also uses SimpleAvg.

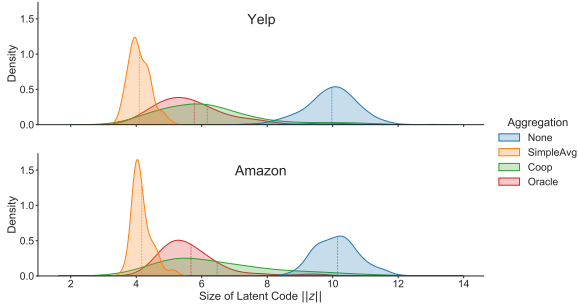


Figure 5: L_2 -norm distributions of latent vectors of input reviews and aggregated vectors.

6.1 Summary Vector Analysis

Does COOP avoid L_2 -norm shrinkage? To verify if COOP alleviates the summary vector degeneration issue, we compare the L_2 -norm distributions of the summary vectors by SimpleAvg, COOP, Oracle (comb.), and the original reviews (None.) We used BIMEANVAE for SimpleAvg and COOP as the base models.

Figure 5 shows COOP does not show severe L_2 -norm shrinkage compared to SimpleAvg. However, the distributions of any aggregation methods, including Oracle, show smaller means of L_2 -norm compared to individual reviews. This is expected, as customer reviews often contain irrelevant (and specific) information that is not suitable for summaries (e.g., personal experience.) Therefore, *just* preserving the L_2 -norm of input latent vectors does not necessarily lead to high-quality summary vectors.

We confirm that COOP has a similar distribution to that of Oracle (comb.), which achieves the upper bound performance of COOP. The results indicate that COOP successfully excludes input reviews that contain too much irrelevant information, so it can create high-quality summary vectors *without* accessing any gold-standard summaries.

How good is COOP’s summary vector? We verify how good COOP’s summary vector *selections* are with respect to summary generation quality. Specifically, we sorted all summary vector candidates in power set $2^{\mathcal{R}_e} \setminus \{\emptyset\}$ by the ROUGE-1 score using the generated summary and gold-standard summaries. By doing so, we can use the position of COOP’s selection to evaluate the summary vector quality using ranking metrics. We iterated the process for each entity e and used two metrics, namely Mean Reciprocal Rank (MRR) and normalized discounted cumulative gain (nDCG)(Schütze et al., 2008), for the evaluation.

	Yelp		Amazon	
	MRR	nDCG	MRR	nDCG
Random	2.40	14.17	2.40	14.17
SimpleAvg	4.30	16.14	1.54	13.60
COOP	12.05	22.83	14.47	25.21

Table 3: Quality of summary vectors for different aggregation methods. Values are in percentage.

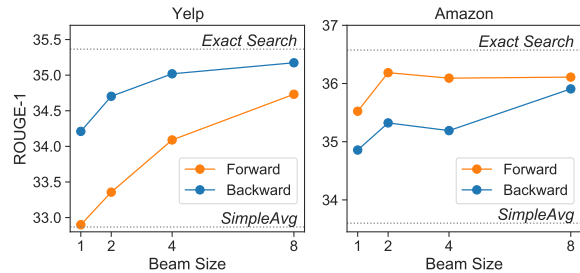


Figure 6: ROUGE-1 scores of COOP with approximate search in different configurations.

We conducted the analysis using BIMEANVAE on the test set. We also evaluated random selection and simple average (i.e., selecting all input reviews.)

As shown in Table 3, COOP’s selection is significantly better than that of the other methods on both of the benchmarks. This confirms that COOP can find *good* summary vectors that are decoded into high-quality summaries. According to the MRR values, COOP selects the 7-8th best-ranked combination (out of 255 candidates) on average. The summary quality by the simple average is marginally better (worse) than random selection on **Yelp (Amazon.)** This is aligned with our findings and discussions in §3, and it further clarifies the negative effects of summary vector degeneration caused by SimpleAvg.

6.2 Approximate Search

While we further narrowed down the search space of COOP into power set in §4.2, the brute-force search becomes intractable for a larger number of input reviews N . Therefore, we tested approximate search algorithms for efficient and effective search.

The simplest solution is the greedy search, which begins from a single review and progressively adds a review that offers the highest gain in the objective value. The greedy search can be easily generalized to beam search, which stores k candidates for each step. We also consider the “inverse” version of the search algorithms, which begins from all input reviews and removes a review that offers the highest gain by excluding the input review step by step.

	ROUGE-1	ROUGE-2	ROUGE-L
Yelp	.3758	.2560	.2266
Amazon	.5199	.3903	.4816

Table 4: Spearman correlation values between the input-output word overlap and ROUGE F1 scores on the test set.

We refer to the original and the inverse versions as *forward* and *backward*, respectively.

Figure 6 reports the ROUGE-1 performance of BIMEANVAE with COOP using approximate search on the **Yelp** and **Amazon** datasets⁵. The greedy search (beam size = 1) still outperforms the SimpleAvg baseline, and increasing the beam size further improves the performance of both search methods. Thus, we confirm that COOP framework still can provide significant gains by using approximate search when the input size is too large to conduct the exact search for the entire space.

6.3 Input-output Word Overlap

To investigate the effectiveness of the input-output word overlap as an intrinsic metric, we analyze the Spearman’s rank correlation between the input-output word overlap and the ROUGE scores on the gold-standard summaries for each summary vector in the search space $2^{\mathcal{R}_e} \setminus \{\emptyset\}$.

Interestingly, as shown in Table 4, the two datasets show different trends. In contrast to the Amazon dataset, where the input-output word overlap shows high correlation values against the ROUGE scores, the correlation values on the Yelp dataset are much smaller. The results confirm that the effect of the input-output word overlap is not just because it is correlated with ROUGE scores between a generated summary and the gold-standard summaries.

6.4 Qualitative analysis

Figure 7 shows an example of generated summaries using BIMEANVAE with the SimpleAvg and COOP for reviews about a restaurant in the **Yelp** dataset. This example shows that the summary generated from the SimpleAvg $z_{\text{summary}}^{\text{avg}}$ contains general opinions (e.g., “the food is delicious.”). In contrast, COOP effectively chose a subset of reviews to generate a summary vector $z_{\text{summary}}^{\text{coop}}$, which was decoded into a more specific summary.

⁵ROUGE-2/L are shown in Appendix.

7 Related Work

Opinion Summarization Multi-document opinion summarization uses the unsupervised approach as it is difficult to collect a sufficient amount of gold-standard summaries for training. Previously, the common approach was extractive summarization, which selects sentences based on the centrality criteria (Erkan and Radev, 2004). Due to the recent advances in neural network models, unsupervised abstractive summarization techniques have become the mainstream for opinion summarization.

Most abstractive unsupervised opinion summarization techniques use a two-stage approach that trains an encoder-decoder model based on the reconstruction objective and generates a summary from the average latent vectors of input reviews using the trained model (Chu and Liu, 2019; Bražinskas et al., 2020). Amplayo and Lapata (2020) and Amplayo et al. (2021) have expanded the approach by creating pseudo review-pairs to train a summarization model.

Our study revisits this two-stage approach and develop a latent vector aggregation framework, which can be combined with a variety of opinion summarization models.

Variational Auto-Encoder The VAE is a variant of auto-encoder that learns a regularized latent space. The text VAE (Bowman et al., 2016), VAE with autoregressive decoder, has been commonly used for various NLP tasks including text generation (Ye et al., 2020), paraphrase generation (Bao et al., 2019) and text style transfer (Hu et al., 2017; John et al., 2019).

In contrast to the success of the text VAE in NLP tasks, an earlier attempt for using the text VAE for opinion summarization was not successful; Bražinskas et al. (2020) showed that the performance of text VAE was significantly lower than the other baselines. In this paper, we devise BIMEANVAE, a simple variant of the text VAE, which performs competitively well against the previous state-of-the-art methods even when coupled with SimpleAvg.

Recently, a more expressive text VAE model Optimus (Li et al., 2020), which is built on top of pre-trained BERT and GPT-2 models, has been developed. The model was originally developed for sentence generation tasks, and we are the first to combine it with a latent vector aggregation framework for unsupervised opinion summarization tasks.

Input Reviews:

Great service and clean restaurant. Tonkotsu was excellent. **Nice thick broth** and with a little chili oil really hit the spot. Gyoza was excellent and not overfried like some other places. **Will return!** </s>

I recommend the hachi special ramen, **the broth was delicious** and the noodles cooked just right. We also tried the chashu fried rice which we'll definitely be ordering again. </s>

~~This place is great! Small place but so good! The chef taught us about ramen and what he learned from studying ramen in japan! Really interesting! Definitely coming back!!! </s>~~

~~The best ramen in phoenix. They feature tonkotsu, miso and soyu flavored soups and delicious pork in ramen. The owner has trained in japan before coming to arizona and the quality rarely sway dramatically compared to other ramen restaurants when the owner is away. </s>~~

~~Best ramen i've had in phoenix for a very long time. Tradition tonkotsu ramen, shoyu, and a fantastic miso broth are on the menu. The goyza is perfect. </s>~~

Hachi ramen is delicious! It is just like being at a **small ramen shop** in japan. They focus on **their broths creating complex and amazing flavors**. I have tried two of the ramen flavors, their small plates and desserts and have been floored each time. This is the **best ramen** in the state and i highly recommend it. </s>

~~The food here was just ok. The broth was amazing, but my noodles weren't done right. Some were cooked perfectly but others were chewy. Probably will not come back </s>~~

~~Tonkatsu ramen is the bomb! No msg and broth is so good! The pork is melt in your mouth and not too fatty. The egg has a little infusion of soy, ginger marinade that is extra special! Owner talks to customers and takes great pride! I will be back! I'd take a picture but I ate it too fast! </s>~~

SimpleAvg $z_{summary}^{avg}$:

This place is a great place to eat. The **food is delicious** and the staff is very friendly. They have a great selection of dishes and the prices are very reasonable. The **service is good** and the food is always fresh. It's a great place to go for lunch or dinner.

COOP $z_{summary}^{coop}$:

Great service and **delicious food**. It's a **small restaurant** but the staff is very friendly and attentive. **The ramen was delicious** and **the broth was really good**. **Will definitely be back**.

Figure 7: Example of summaries generated by BIMEANVAE with SimpleAvg and COOP for reviews about a product on the **Yelp** dataset. The colors denote the corresponding opinions, and struck-through reviews in gray were not selected by COOP for summary generation (Note that SimpleAvg uses all the input reviews.) Terms that are more specific to the entity are underlined.

8 Conclusions

In this paper, we revisit the unsupervised opinion summarization architecture and show that the commonly used *simple average* aggregation is sub-optimal since it causes summary vector degeneration and does not consider the difference in the quality of input reviews or decoder generations.

To address the issues, we develop a latent vector aggregation framework COOP, which searches convex combinations of the latent vectors of input reviews based on the word overlap between input reviews and a generated summary. The strategy helps the model generate summaries that are more consistent with input reviews. To the best of our knowledge, COOP is the first framework that tackles the latent vector aggregation problem for opinion summarization.

Our experiments have shown that with COOP, two summarization models, BIMEANVAE and Optimus, establish new state-of-the-art performance on two opinion summarization benchmarks. The results demonstrate that our aggregation framework

takes the quality of unsupervised opinion summarization to the next stage.

References

- Reinald Kim Amplayo, Stefanos Angelidis, and Mirella Lapata. 2021. Unsupervised opinion summarization with content planning. In *Proceedings of the AAAI Conference on Artificial Intelligence*, volume 35, pages 12489–12497.
- Reinald Kim Amplayo and Mirella Lapata. 2020. **Unsupervised opinion summarization with noising and denoising**. In *Proceedings of the 58th Annual Meeting of the Association for Computational Linguistics*, pages 1934–1945, Online. Association for Computational Linguistics.
- Stefanos Angelidis, Reinald Kim Amplayo, Yoshiko Suhara, Xiaolan Wang, and Mirella Lapata. 2021. **Extractive Opinion Summarization in Quantized Transformer Spaces**. *Transactions of the Association for Computational Linguistics*, 9:277–293.
- Stefanos Angelidis and Mirella Lapata. 2018. **Summarizing opinions: Aspect extraction meets sentiment prediction and they are both weakly supervised**. In *Proceedings of the 2018 Conference on*

- Empirical Methods in Natural Language Processing*, pages 3675–3686, Brussels, Belgium. Association for Computational Linguistics.
- Charles Audet and Warren Hare. 2017. *Derivative-Free and Blackbox Optimization*. Springer.
- Yu Bao, Hao Zhou, Shujian Huang, Lei Li, Lili Mou, Olga Vechtomova, Xin-yu Dai, and Jiajun Chen. 2019. [Generating sentences from disentangled syntactic and semantic spaces](#). In *Proceedings of the 57th Annual Meeting of the Association for Computational Linguistics*, pages 6008–6019, Florence, Italy. Association for Computational Linguistics.
- Samuel R. Bowman, Luke Vilnis, Oriol Vinyals, Andrew Dai, Rafal Jozefowicz, and Samy Bengio. 2016. [Generating sentences from a continuous space](#). In *Proceedings of The 20th SIGNLL Conference on Computational Natural Language Learning*, pages 10–21, Berlin, Germany. Association for Computational Linguistics.
- Arthur Bražinskas, Mirella Lapata, and Ivan Titov. 2020. [Unsupervised opinion summarization as copycat-review generation](#). In *Proceedings of the 58th Annual Meeting of the Association for Computational Linguistics*, pages 5151–5169, Online. Association for Computational Linguistics.
- Peter F. Brown, Stephen A. Della Pietra, Vincent J. Della Pietra, Jennifer C. Lai, and Robert L. Mercer. 1992. [An estimate of an upper bound for the entropy of English](#). *Computational Linguistics*, 18(1):31–40.
- Jianpeng Cheng and Mirella Lapata. 2016. [Neural summarization by extracting sentences and words](#). In *Proceedings of the 54th Annual Meeting of the Association for Computational Linguistics (Volume 1: Long Papers)*, pages 484–494, Berlin, Germany. Association for Computational Linguistics.
- Eric Chu and Peter Liu. 2019. [MeanSum: A Neural Model for Unsupervised Multi-Document Abstractive Summarization](#). In *Proceedings of the 36th International Conference on Machine Learning*, volume 97 of *Proceedings of Machine Learning Research*, pages 1223–1232, Long Beach, California, USA. PMLR.
- William G Cochran. 1954. [The Combination of Estimates from Different Experiments](#). *Biometrics*, 10(1):101–129.
- Jacob Devlin, Ming-Wei Chang, Kenton Lee, and Kristina Toutanova. 2019. [BERT: Pre-training of deep bidirectional transformers for language understanding](#). In *Proceedings of the 2019 Conference of the North American Chapter of the Association for Computational Linguistics: Human Language Technologies, Volume 1 (Long and Short Papers)*, pages 4171–4186, Minneapolis, Minnesota. Association for Computational Linguistics.
- Jesse Dodge, Suchin Gururangan, Dallas Card, Roy Schwartz, and Noah A. Smith. 2019. [Show your work: Improved reporting of experimental results](#). In *Proceedings of the 2019 Conference on Empirical Methods in Natural Language Processing and the 9th International Joint Conference on Natural Language Processing (EMNLP-IJCNLP)*, pages 2185–2194, Hong Kong, China. Association for Computational Linguistics.
- Günes Erkan and Dragomir R Radev. 2004. Lexrank: Graph-based lexical centrality as salience in text summarization. *Journal of artificial intelligence research*, 22:457–479.
- Hao Fu, Chunyuan Li, Xiaodong Liu, Jianfeng Gao, Asli Celikyilmaz, and Lawrence Carin. 2019. [Cyclical annealing schedule: A simple approach to mitigating KL vanishing](#). In *Proceedings of the 2019 Conference of the North American Chapter of the Association for Computational Linguistics: Human Language Technologies, Volume 1 (Long and Short Papers)*, pages 240–250, Minneapolis, Minnesota. Association for Computational Linguistics.
- Ruining He and Julian McAuley. 2016. Ups and downs: Modeling the visual evolution of fashion trends with one-class collaborative filtering. In *proceedings of the 25th international conference on world wide web*, pages 507–517.
- Karl Moritz Hermann, Tomáš Kočiský, Edward Grefenstette, Lasse Espeholt, Will Kay, Mustafa Suleyman, and Phil Blunsom. 2015. [Teaching Machines to Read and Comprehend](#). In *Proceedings of the 28th International Conference on Neural Information Processing Systems - Volume 1*, page 1693–1701, Cambridge, MA, USA. MIT Press.
- Zhiting Hu, Zichao Yang, Xiaodan Liang, Ruslan Salakhutdinov, and Eric P Xing. 2017. Toward controlled generation of text. In *International Conference on Machine Learning*, pages 1587–1596. PMLR.
- Hakan Inan, Khashayar Khosravi, and Richard Socher. 2016. [Tying word vectors and word classifiers: A loss framework for language modeling](#). In *International Conference on Learning Representations, ICLR*.
- Vineet John, Lili Mou, Hareesh Bahuleyan, and Olga Vechtomova. 2019. [Disentangled representation learning for non-parallel text style transfer](#). In *Proceedings of the 57th Annual Meeting of the Association for Computational Linguistics*, pages 424–434, Florence, Italy. Association for Computational Linguistics.
- Diederik P. Kingma and Jimmy Ba. 2015. [Adam: A method for stochastic optimization](#). In *International Conference on Learning Representations, ICLR*.
- Diederik P Kingma, Tim Salimans, Rafal Jozefowicz, Xi Chen, Ilya Sutskever, and Max Welling. 2016.

- Improved variational inference with inverse autoregressive flow. In *Proceedings of the 30th International Conference on Neural Information Processing Systems*, pages 4743–4751.
- Diederik P Kingma and Max Welling. 2014. [Auto-Encoding Variational Bayes](#). In *International Conference on Learning Representations, ICLR*.
- Taku Kudo and John Richardson. 2018. [SentencePiece: A simple and language independent subword tokenizer and detokenizer for neural text processing](#). In *Proceedings of the 2018 Conference on Empirical Methods in Natural Language Processing: System Demonstrations*, pages 66–71, Brussels, Belgium. Association for Computational Linguistics.
- Bohan Li, Junxian He, Graham Neubig, Taylor Berg-Kirkpatrick, and Yiming Yang. 2019. [A surprisingly effective fix for deep latent variable modeling of text](#). In *Proceedings of the 2019 Conference on Empirical Methods in Natural Language Processing and the 9th International Joint Conference on Natural Language Processing (EMNLP-IJCNLP)*, pages 3603–3614, Hong Kong, China. Association for Computational Linguistics.
- Chunyuan Li, Xiang Gao, Yuan Li, Baolin Peng, Xiu-jun Li, Yizhe Zhang, and Jianfeng Gao. 2020. [Optimus: Organizing sentences via pre-trained modeling of a latent space](#). In *Proceedings of the 2020 Conference on Empirical Methods in Natural Language Processing (EMNLP)*, pages 4678–4699, Online. Association for Computational Linguistics.
- Chin-Yew Lin. 2004. [ROUGE: A package for automatic evaluation of summaries](#). In *Text Summarization Branches Out*, pages 74–81, Barcelona, Spain. Association for Computational Linguistics.
- Yang Liu and Mirella Lapata. 2019. [Hierarchical transformers for multi-document summarization](#). In *Proceedings of the 57th Annual Meeting of the Association for Computational Linguistics*, pages 5070–5081, Florence, Italy. Association for Computational Linguistics.
- Jordan J Louviere, Terry N Flynn, and Anthony Alfred John Marley. 2015. *Best-worst scaling: Theory, methods and applications*. Cambridge University Press.
- Sabrina J. Mielke, Ryan Cotterell, Kyle Gorman, Brian Roark, and Jason Eisner. 2019. [What kind of language is hard to language-model?](#) In *Proceedings of the 57th Annual Meeting of the Association for Computational Linguistics*, pages 4975–4989, Florence, Italy. Association for Computational Linguistics.
- Shashi Narayan, Shay B. Cohen, and Mirella Lapata. 2018. [Don’t give me the details, just the summary! topic-aware convolutional neural networks for extreme summarization](#). In *Proceedings of the 2018 Conference on Empirical Methods in Natural Language Processing*, pages 1797–1807, Brussels, Belgium. Association for Computational Linguistics.
- Romain Paulus, Caiming Xiong, and Richard Socher. 2018. [A Deep Reinforced Model for Abstractive Summarization](#). In *International Conference on Learning Representations*.
- Ofir Press and Lior Wolf. 2017. [Using the output embedding to improve language models](#). In *Proceedings of the 15th Conference of the European Chapter of the Association for Computational Linguistics: Volume 2, Short Papers*, pages 157–163, Valencia, Spain. Association for Computational Linguistics.
- Alec Radford, Jeff Wu, Rewon Child, David Luan, Dario Amodei, and Ilya Sutskever. 2019. [Language Models are Unsupervised Multitask Learners](#). *OpenAI blog*.
- Steven J Rennie, Etienne Marcheret, Youssef Mroueh, Jerret Ross, and Vaibhava Goel. 2017. [Self-critical Sequence Training for Image Captioning](#). In *Proceedings of the IEEE Conference on Computer Vision and Pattern Recognition*, pages 7008–7024.
- Alexander M. Rush, Sumit Chopra, and Jason Weston. 2015. [A neural attention model for abstractive sentence summarization](#). In *Proceedings of the 2015 Conference on Empirical Methods in Natural Language Processing*, pages 379–389, Lisbon, Portugal. Association for Computational Linguistics.
- Evan Sandhaus. 2008. [The New York Times Annotated Corpus](#). *Linguistic Data Consortium, Philadelphia*, 6(12):e26752.
- Hinrich Schütze, Christopher D Manning, and Prabhakar Raghavan. 2008. *Introduction to information retrieval*, volume 39. Cambridge University Press Cambridge.
- Abigail See, Peter J. Liu, and Christopher D. Manning. 2017. [Get to the point: Summarization with pointer-generator networks](#). In *Proceedings of the 55th Annual Meeting of the Association for Computational Linguistics (Volume 1: Long Papers)*, pages 1073–1083, Vancouver, Canada. Association for Computational Linguistics.
- Yoshihiko Suhara, Xiaolan Wang, Stefanos Angelidis, and Wang-Chiew Tan. 2020. [OpinionDigest: A simple framework for opinion summarization](#). In *Proceedings of the 58th Annual Meeting of the Association for Computational Linguistics*, pages 5789–5798, Online. Association for Computational Linguistics.
- Kexiang Wang, Baobao Chang, and Zhifang Sui. 2020. [A spectral method for unsupervised multi-document summarization](#). In *Proceedings of the 2020 Conference on Empirical Methods in Natural Language Processing (EMNLP)*, pages 435–445, Online. Association for Computational Linguistics.
- Thomas Wolf, Lysandre Debut, Victor Sanh, Julien Chaumond, Clement Delangue, Anthony Moi, Pierric Cistac, Tim Rault, Remi Louf, Morgan Funtowicz, Joe Davison, Sam Shleifer, Patrick von Platen,

Clara Ma, Yacine Jernite, Julien Plu, Canwen Xu, Teven Le Scao, Sylvain Gugger, Mariama Drame, Quentin Lhoest, and Alexander Rush. 2020. [Transformers: State-of-the-art natural language processing](#). In *Proceedings of the 2020 Conference on Empirical Methods in Natural Language Processing: System Demonstrations*, pages 38–45, Online. Association for Computational Linguistics.

Rong Ye, Wenxian Shi, Hao Zhou, Zhongyu Wei, and Lei Li. 2020. [Variational Template Machine for Data-to-Text Generation](#). In *International Conference on Learning Representations*.

A Dataset Preparation

Source Dataset: For the **Yelp** dataset, we used reviews provided in the Yelp Open Dataset⁶. For **Amazon** dataset, we used reviews provided in the Amazon product review dataset (He and McAuley, 2016), and we select 4 categories: *Electronics; Clothing, Shoes and Jewelry, Home and Kitchen; Health and Personal Care*.

Preprocessing: We restricted the character set to be ASCII printable for the experiments. We preprocessed the datasets by excluding non-ASCII characters from the reviews and by removing accents from accented characters.

Tokenizer: For BIMEANVAE, we used `sentencepiece` (Kudo and Richardson, 2018)⁷ to train a BPE tokenizer with a vocabulary size of 32k, a character coverage of 100%, and a max sentence length of 8,192.

For Optimus, we used the pre-trained tokenizers provided by `transformers` (Wolf et al., 2020)⁸. Since Optimus uses different models for the encoder and decoder, we used different tokenizers for the encoder (`bert-base-cased`) and the decoder (`gpt2`), respectively.

Training data: We used pre-defined training sets of **Yelp** and **Amazon** with additional filtering. We filtered out reviews that consist of more than 128 tokens after tokenization by the BPE tokenizer trained for BIMEANVAE. As a result, the training sets contain 3.8 million and 13.3 million reviews in **Yelp** and **Amazon** respectively. We further excluded entities that have less than 10 reviews. The basic statistics of the training data after those filtering steps are shown in Table 5.

	Yelp	Amazon
# of entity	75,988	244,652
# of reviews	4,658,968	13,053,202

Table 5: Statistics of the filtered training data.

B Revisiting Simple Average Approach

B.1 RNN-LM model for information amount

We trained single-layer RNN-LMs on Yelp and Amazon datasets respectively, in 100k steps with

⁶<https://www.yelp.com/dataset>

⁷<https://github.com/google/sentencepiece>

⁸<https://github.com/huggingface/transformers>

a batch size of 256. The embedding size and the hidden size are set to 512 and the output vocabulary layer is tied with the input embedding layer (Press and Wolf, 2017; Inan et al., 2016).

B.2 Additional analysis on latent vector and input text quality

In §3, we investigated the relationship between L_2 -norm of latent vectors and the generated text qualities, and found strong positive correlations. In addition to the generated reviews \hat{x} , we conduct the same analysis using input reviews x .

As shown in Figure 8, we confirm the same trends that L_2 -norm of latent vectors is highly correlated with both metrics. Thus, we confirm that less (more) informative text tends to be embedded closer to (more distant from) the origin in the latent space.

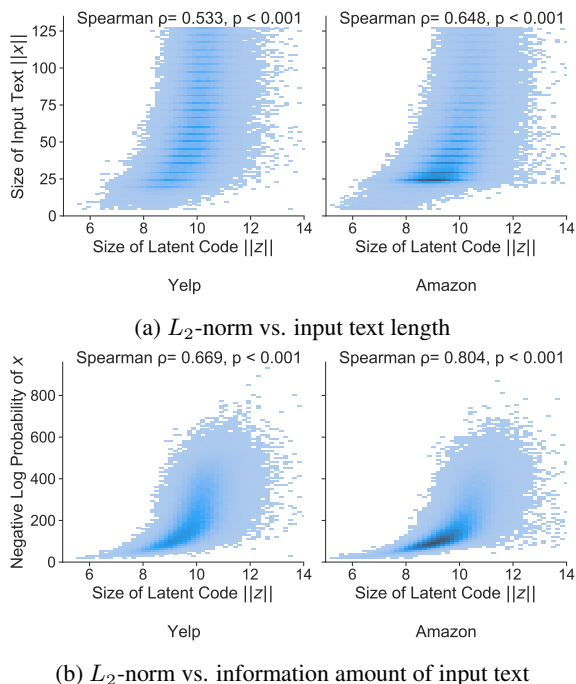


Figure 8: Illustrations of the relationships between L_2 -norm of latent vectors $\|z\|$ and the input review quality: (a) text length and (b) the information content.

C Evaluation

C.1 Training settings

Major hyper-parameters for training models are reported in Table 8 and 9 following the “Show-Your-Work” style suggested by Dodge et al. (2019). **Optimization:** We used Adam optimizer (Kingma and Ba, 2015) with a linear scheduler that has warm-up steps. The initial learning rate was set

Method	Yelp			Amazon			#Param
	R1	R2	RL	R1	R2	RL	
COOP							
BIMEANVAE	36.16	7.25	<u>20.09</u>	36.30	<u>6.81</u>	21.11	13M
Optimus	<u>35.51</u>	7.84	19.27	<u>35.98</u>	7.17	<u>20.16</u>	239M
SimpleAvg							
BIMEANVAE	33.38	7.25	20.32	31.80	6.04	20.00	13M
Optimus	33.87	<u>7.67</u>	18.98	33.66	6.51	19.60	239M
<i>Oracle</i>							
comb.	44.40	11.78	24.02	39.66	8.73	22.75	–

Table 6: ROUGE scores on the development set of benchmarks. Bold-faced and underlined denote the best and second-best scores respectively.

to be 10^{-3} for BIMEANVAE and 10^{-5} for Optimus.

KL annealing: For the VAE training, we adopt the KL annealing to avoid the KL vanishing issue (Bowman et al., 2016). To be specific, we tested two KL annealing strategies to control the β value, i.e., cyclical KL annealing (Fu et al., 2019) and pretrain-then-anneal with KL thresholding (aka FreeBits) (Kingma et al., 2016; Li et al., 2019). **The cyclic KL annealing** repeats the monotonic annealing process of the β parameter from 0 to 1 multiple times (Fu et al., 2019). **The pretrain-then-annealing approach** has two steps (Li et al., 2019). The first step pre-trains an autoencoder model with the β parameter fixed to 0. The second step re-initializes the decoder parameter and trains the model with the β parameter monotonically increased from 0 to 1.

In addition to the annealing schedule, we also searched a threshold hyper-parameter for the KL value to control the strength of the KL regularization (Kingma et al., 2016).

C.2 Baseline Models

We considered multiple abstractive and extractive summarization models.

TextVAE (Bowman et al., 2016): A vanilla text VAE model that has a unidirectional LSTM layer and uses the last hidden state to calculate the parameters of the posterior distribution. The model was tested in Bražinskas et al. (2020) but performed poorly.

MeanSum (Chu and Liu, 2019): An unsupervised multi-document abstractive summarization method that minimizes a combination of the reconstruction and similarity loss.

CopyCat (Bražinskas et al., 2020): An unsupervised opinion summarization model. CopyCat incorporates an additional latent vector c to model an entire review set R_e in addition to latent vectors for individual reviews. This hierarchical modeling enables CopyCat to consider both global (entity-level) and local (review-level) information to calculate a latent representation.

C.3 Performance on Development Set

We report the performance on the development set in Table 6. COOP consistently improve the performance on ROUGE scores (except for ROUGE-L on Yelp) on the development set.

C.4 Baselines for summary vector degeneration

In this paper, we develop a latent vector aggregation framework based on the input-output word-overlap to address the summary vector degeneration problem. As alternative and reasonable solutions, we tested the following methods and confirm that none of them consistently outperforms SimpleAvg, as shown in Table 7.

Extractive This method uses an extractive summarization technique to select k input reviews that best represent the input review set. In the analysis, we used LexRank and set $k = 4$, which was chosen based on the Oracle (comb.) performance on the dev set. We used the simple average for the latent representation aggregation.

Inverse-Variance Weighting Weighted average based on importance scores of input reviews is an alternative way for latent representation aggregation. Specifically, we consider the variance parame-

Aggregation	Yelp			Amazon		
	R1	R2	RL	R1	R2	RL
Extractive	30.51↓	5.34↓	18.42↓	32.43↓	6.13↓	20.11↓
Inverse-Variance Weighting	32.15↓	6.63↓	20.11↑	33.18↓	6.33↓	20.72↓
Policy Gradient	32.21↓	6.77↓	19.46↓	33.33↓	6.12↓	20.58↓
Rescale $\alpha = 1$	31.63↓	6.38↓	20.56↑	30.11↓	4.74↓	19.45↓
$\alpha = 5$	32.77↓	6.87↓	19.57↓	34.01↑	6.68↑	21.34↑
$\alpha = 10$	30.38↓	5.85↓	18.10↓	34.11↑	6.55↓	20.33↓
SimpleAvg	32.87	6.93	19.89	33.60	6.64	20.87

Table 7: ROUGE scores of BIMEANVAE, coupled with different input aggregation methods.

ter of posterior diag σ^2 as the importance score of each input review. We found that generic reviews (i.e., reviews that do not describe entity-specific information) tend to have large variance parameters. To reduce the influence by such kind of generic input reviews, we use the inverse-variance weighting (Cochran, 1954) to assign larger weights to input reviews that contain more entity-specific information:

$$z_{\text{summary}}^{\text{ivw}} = \left(\sum_{i=1}^{N_e} \sigma_i^{-1} \right)^{-1} \sum_{i=1}^{N_e} \sigma_i^{-1} z_i.$$

Policy Gradient We also used reinforcement learning to optimize the convex aggregation problem. In particular, we used the self-critical policy gradient (PG; Rennie et al., 2017; Paulus et al., 2018) to search the weights of input reviews:

$$\mathcal{L}_{\text{PG}} = (r(y^s) - r(\hat{y})) \sum_{t=1}^{|y^s|} \log p(y_t^s | y_{<t}^s, \mathcal{R}_e),$$

where the reward function r is the input-output word overlap described in Section 4. For each entity, we froze the encoder-decoder parameters and trained the input review weights with \mathcal{L}_{PG} for 10 epochs with an initial learning rate 10^{-2} .

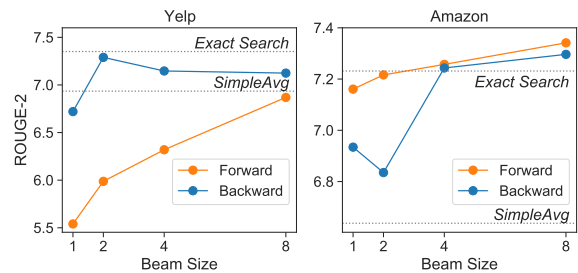
Re-scaling The last baseline approach is to re-scale the aggregated latent vector. Specifically, we first normalize the averaged latent vector $z_{\text{summary}}^{\text{avg}}$ (Section 2) and then re-scale the normalized vector with a constant value $\alpha \in \{1, 5, 10\}$:

$$z_{\text{summary}}^{\text{rescale}} = \alpha \cdot \frac{z_{\text{summary}}^{\text{avg}}}{\|z_{\text{summary}}^{\text{avg}}\|}$$

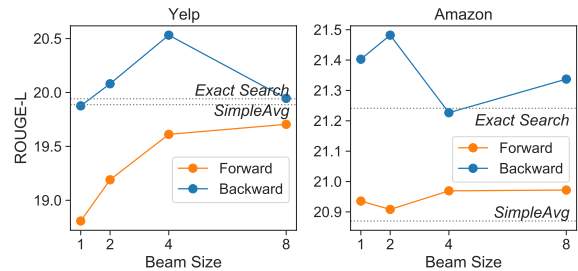
D Analysis

D.1 Ranking Metrics

We describe the details of the ranking metrics used in §6.1.



(a) ROUGE-2



(b) ROUGE-L

Figure 9: Approximated search performance of ROUGE-2/L scores with different batch sizes.

Mean Reciprocal Rank (MRR):

$$\text{MRR} = \frac{1}{|\mathcal{Z}_{\text{agg}}^{\text{test}}|} \sum_{z \in \mathcal{Z}_{\text{agg}}^{\text{test}}} \frac{1}{\text{rank}(z)},$$

Normalized Discounted Cumulative Gain (nDCG):

$$\text{nDCG} = \frac{1}{|\mathcal{Z}_{\text{agg}}^{\text{test}}|} \sum_{z \in \mathcal{Z}_{\text{agg}}^{\text{test}}} \frac{1}{\log_2(\text{rank}(z) + 1)},$$

where $\mathcal{Z}_{\text{agg}}^{\text{test}}$ is the set of summary vectors for each aggregation method on test set, and $\text{rank}(z)$ denotes the rank of the summary vector z selected by the respective aggregation method in the search space $2^{\mathcal{R}_e} \setminus \{\emptyset\}$.

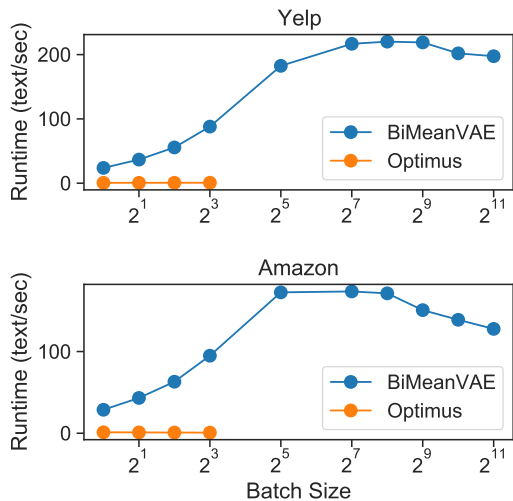


Figure 10: The inference runtime of BiMEANVAE and Optimus with different batch sizes.

D.2 Approximate Search

In addition to the ROUGE-1 scores shown in the main paper, we show the approximated search performance for ROUGE-2/L scores in Figure 9. We observe that the ROUGE-2 score shows that backward search is better for the **Yelp** dataset and forward search is better for the **Amazon** dataset, similar to the ROUGE-1 score. In contrast to ROUGE-1/2, the ROUGE-L score shows that backward search is always better.

D.3 Runtime Analysis

We report the inference runtime of BiMEANVAE and Optimus in Figure 10. For the **Yelp/Amazon** data, BiMEANVAE can generate 220.17/173.59 reviews/sec on average, while Optimus can generate only 0.68/1.16 reviews/sec on average. Optimus is a huge model that uses BERT as the encoder and GPT-2 as the decoder, which makes it more computationally expensive than BiMEANVAE. Nevertheless, the inference time is still acceptable for running summarizers in batch processing.

However, due to the GPU memory size limitation, it becomes infeasible for Optimus to take a batch size of more than 8, while BiMEANVAE can process much larger batches within a reasonable time.

Input Reviews:

I usually wear size 37, but found a 38 feels better in this sandal. I absolutely **love this sandal**. So **supportive and comfortable**, although at first I did get a blister on my big toe. Do not let this be the deciding factor. It stretched out and is now fabulous. I love it so much that I bought it in three colors. </s>

This is a really cute shoe that feels very comfortable on my high arches. The strap on the instep fits my feet very well, but I have very slim feet. I can see how it would be uncomfortably tight on anyone with more padding on their feet. </s>

I love these sandals. The fit is perfect for my foot, with perfect arch support. I don't think the leather is cheap, and the sandals are very comfortable to walk in. They are very pretty, and pair very well with pants and dresses. </s>

My wife is a nurse and wears dansko shoes. We were excited to try the new crimson sandal and normally order 39 sandal and 40 closed toe. Some other reviews were right about a **narrow width and tight toe box**. We gave them a try and passed a **great pair of shoes** to our daughter with her long narrow feet, and **she loves them**... </s>

Finally, a Dansko sandal that's fashion forward! It was love at first sight! This is my 4th Dansko purchase. Their sizing, quality and comfort is very consistent. I love the styling of this sandal and I'm pleased they are offering bolder colors. Another feature I love is the Dri-Lex topsole - it's soft and keeps feet dry. </s>

I really love these sandals. my only issue is after wearing them for a while my feet started to swell as I have a high instep and they were a little tight across the top. I'm sure they will stretch a bit after a few wears </s>

I have several pairs of Dansko clogs that are all size 39 and fit perfectly. So I felt confident when I ordered the Tasha Sandal in size 39. I don't know if a 40 would be too large but the 39 seems **a little small**. Otherwise, **I love them**. They are very cushiony and **comfortable!** </s>

I own many Dansko shoes and these are among my favorites. They have ALL the support that Dansko offers in its shoes plus they are very attractive. I love the the heel height and instant comfort. They look great with slacks and dresses, dressed up or not... </s>

SimpleAvg $z_{\text{summary}}^{\text{avg}}$:

This is a great shoe. It is **very comfortable**, and the fit is perfect. The only issue is that it's **a little big on the toe area**, but it's not a problem. It is **very comfortable to wear and it's very comfortable**.

COOP $z_{\text{summary}}^{\text{coop}}$:

This is a very nice sandal that is **comfortable and supportive**. The only problem is that the straps are **a little tight in the toe area**, but it's not a problem. They are **very comfortable** and look great with a pair of shoes and dress shoes. **Love them!**

Figure 11: Example of summaries generated by BIMEANVAE with SimpleAvg and COOP for reviews about a product on the **Amazon** dataset. The colors denote the corresponding opinions, and struck-through reviews in gray were not selected by COOP for summary generation (Note that SimpleAvg uses all the input reviews.) Terms that are more specific to the entity are underlined. Red and struck-through text denotes hallucinated content that has the opposite meaning compared to the input.

Computing infrastructure	TITAN V
Training duration	Yelp: 15 hours, Amazon: 12 hours
Search strategy	Manual tuning
Model implementation	https://github.com/megagonlabs/coop

Hyperparameter	Search space	Best assignment
number of training steps	100,000	100,000
batch size	256	256
tokenizer	sentencepiece	sentencepiece
vocabulary size	32000	32000
embedding size	512	512
encoder	BiLSTM	BiLSTM
hidden size of encoder	256	256
pooling	<i>choice</i> [last, max, mean, self-attn]	mean
number of layers	<i>choice</i> [1, 2]	1
prior distribution	$\mathcal{N}(\mathbf{0}, \mathbf{I})$	$\mathcal{N}(\mathbf{0}, \mathbf{I})$
size of latent code	512	512
decoder	LSTM	LSTM
hidden size of decoder	512	512
free bits	<i>choice</i> [0.0, 0.1, 0.25, 0.5, 1.0, 2.0]	0.25
KL annealing strategy	<i>choice</i> [Cyclic, Pretrain+Anneal]	Pretrain+Anneal
learning rate scheduler	linear schedule with warmup	linear schedule with warmup
learning rate optimizer	Adam	Adam
Adam β_1	0.5	0.5
Adam β_2	0.999	0.999
learning rate	<i>choice</i> [1e-5, 1e-4, 1e-3]	1e-3
gradient clip	5.0	5.0

Table 8: BiMEANVAE search space and the best assignments on **Yelp** and **Amazon** datasets.

Computing infrastructure	TITAN V
Training duration	Yelp: 25 hours, Amazon: 20 hours
Search strategy	Manual tuning
Model implementation	https://github.com/megagonlabs/coop

Hyperparameter	Search space	Best assignment
number of training steps	500,000	500,000
batch size	4	4
encoder	bert-base-cased	bert-base-cased
decoder	gpt2	gpt2
prior distribution	$\mathcal{N}(\mathbf{0}, \mathbf{I})$	$\mathcal{N}(\mathbf{0}, \mathbf{I})$
size of latent code	512	512
free bits	<i>choice</i> [0.0, 0.1, 0.25, 0.5, 1.0, 2.0]	2.0
KL annealing strategy	<i>choice</i> [Cyclic, Pretrain+Anneal]	Cyclic
learning rate scheduler	linear schedule with warmup	linear schedule with warmup
learning rate optimizer	Adam	Adam
Adam β_1	0.5	0.5
Adam β_2	0.999	0.999
learning rate	<i>choice</i> [1e-5, 1e-4, 1e-3]	1e-5
gradient norm	1.0	1.0

Table 9: Optimus search space and the best assignments on **Yelp** and **Amazon** datasets.