

Mining Trends of COVID-19 Vaccine Beliefs on Twitter with Lexical Embeddings

Harshita Chopra¹, Aniket Vashishtha¹, Ridam Pal², Ashima², Ananya Tyagi², Tavpritesh Sethi^{2,3*}

1. Maharaja Surajmal Institute of Technology, GGSIPU, New Delhi, India
2. Indraprastha Institute of Information Technology Delhi, India
3. All India Institute of Medical Sciences, New Delhi, India

*tavpriteshsethi@iiitd.ac.in

Abstract

Social media plays a pivotal role in disseminating news across the globe and acts as a platform for people to express their opinions on a variety of topics. COVID-19 vaccination drives across the globe are accompanied by a wide variety of expressed opinions, often colored by emotions. We extracted a corpus of twitter posts related to COVID-19 vaccination and created two classes of lexical categories - Emotions and Influencing factors. Using unsupervised word embeddings, we tracked the longitudinal change in the latent space of the lexical categories in five countries with strong vaccine roll-out programs, i.e. India, USA, Brazil, UK and Australia. Nearly 600 thousand vaccine related tweets from the United States and India were analysed for an overall understanding of the situation around the world for the time period of 8 months from June 2020 to January 2021. Cosine distance between lexical categories was used to create similarity networks and modules using community detection algorithms. We demonstrate that negative emotions like hesitancy towards vaccines have a high correlation with health related effects and misinformation. These associations formed a major module with the highest importance in the network formed for January 2021, when millions of vaccines were administered. The relationship between emotions and influencing factors was found to be variable across the countries. By extracting and visualizing these, we propose that such a framework may be helpful in guiding the design of effective vaccine campaigns and can be used by policymakers for modeling vaccine uptake.

Introduction

The unprecedented spread of COVID-19 has created huge turmoil in public health around the world. The development of vaccines has evidently played a pivotal role in eradicating major outbreaks of infectious diseases like smallpox, tuberculosis, measles and more [1]. Vaccines played a key role in the successful eradication of many such life-threatening diseases. Major pharmaceutical companies located across the globe are in the phase of developing vaccines, with only a handful of them being authorized for clinical trials [2,3]. As the distribution of vaccines and associated campaigns expand, people continue to express their opinions and personal incidents on social media platforms.

Social media plays a decisive role in propagating information which leads to the emergence of varying perceptions related to the pandemic [4]. During the initial phase of national lockdown in several countries, Twitter has reported an increase of 24% of daily active usage due to the increased usage of social media during lockdown, the highest year over year growth rate reported by the company to date [5]. The COVID-19 pandemic has been studied in multidisciplinary aspects and analysis of tweets remains a widely explored area in public health research [6,7,8] primarily because of its rapidly evolving nature of content. Over the last decade, researchers have used multiple methods such as sentiment classification [9], social network analysis [10], and topic identification [11] to study the presence of pro-vaccine and anti-vaccine communities on social media. It is observed that vaccine uptake is affected by multiple factors including rising adverse events, socioeconomic inequities, and quantitative allocation [12]. In addition, the spread of misinformation online has been a concerning issue and prior survey-based studies suggest that it is linked with vaccine hesitancy and effects on public health [13,14]. On the other hand, certain marginalized groups continue to face inaccessibility to vaccines [15].

In this paper, we present a temporal and demographic analysis of lexical categories mined from twitter conversations around vaccines. We further subdivided these categories into two subtypes- emotions and their influencing factors. We examined the relationships between emotions such as hesitancy, anxiety, contentment, sorrow and faith with influencing factors such as conspiracy theories around vaccines, social inequities and health effects. using unsupervised word embeddings trained on the curated corpus of tweets over a span of seven months. Further, we create correlation-based networks of these factors and perform clustering using the Infomap algorithm. The alluvial diagrams generated by these networks demonstrate the flow of importance of each factor from one month to another. We performed the analysis for five countries, India, USA, Brazil, UK and Australia located on five different continents and demonstrated the comparative results among them.

Methods

Data-sets. The dataset was curated by scraping more than 1 million tweets using the Snsrape library, starting from June 2020 to February 2021 [16]. The general query used for extracting the tweets represented an ‘OR’ combination of hashtags and words related to vaccines. Along with this, we added the name of the vaccines that were approved in respective countries. Detailed queries for each country are mentioned in Supplementary Table 1.

Text Pre-processing. Pre-processing text by removing white-spaces, punctuation, hashtags, mentions, digits, stopwords, URLs, and HTML characters was carried out on lowercase converted text. The verbs present in the text were lemmatized using WordNetLemmatizer from the NLTK package [17].

Curating Categories using Unsupervised Word Embeddings. We created ten lexical categories for a psychometric evaluation of the tweet content, in an approach similar to Empath [18]. The categories formed can be broken down into two classes: ‘Emotions’ and ‘Influencing Factors’. Emotions consist of the affective processes that help us in understanding how reactions, feelings, thoughts and behavior of people evolve in a given situation. We selected six COVID-19 related emotions namely, Hesitation, Anxiety, Sorrow, Faith, Contentment, and Urgency along with their putative influencing factors such as Misinformation, Vaccine rollout, Inequities and Health Effects. with respect to the COVID-19 vaccines. We specified a set of seed words corresponding to these categories as shown in Table 1.

We trained a low dimensional representation ($d = 100$) as word embeddings for the unigrams and frequently occurring bigrams (co-occurring at least five times with the bigram scoring [19] function greater than a threshold of 50) present in our corpus using the skip-gram algorithm of the Word2Vec model [20] with a sliding window size of five. We defined lexical categories as sets of words most similar to the assigned seed words. Each seed word, ensured to be present in the vocabulary of the model, was mapped to a word vector. We used cosine similarity as a measure of proximity to find the top $N(=50)$ words in the nearby vector space. Following this approach, k seed words were expanded to a list of maximum $k \times N$ words. A category was defined as the union set of seed words along with their closest similar words (Table 1).

| Category | | Description | Seed words |
|-----------------|------------|---|--|
| Emotions | | | |
| 1. | Hesitation | Skeptic attitude and reluctance towards being vaccinated due to multiple negative factors affecting an individual’s opinions. | consequences, uncertain, hesitation, suspicion, choose, harm |
| 2. | Anxiety | Expression of fear and anxiety towards vaccine-related activities. Also denotes nervousness before getting the vaccine shots. | anxious, uneasy, nervous, fear |
| 3. | Sorrow | Dissatisfaction and disapproval towards the different phases of COVID-19 vaccine production and distribution. | sad, hopeless, worst, disappointment, setback |
| 4. | Faith | Signifies strong belief and confidence in vaccines along with optimistic behavior towards the success of vaccines. | faith, optimism, vaccineswork, assurance, grateful |

| | | | |
|----------------------------|-----------------|--|--|
| 5. | Contentment | Signifies a state of happiness, appreciation and acceptance of the COVID-19 vaccines. | satisfy, glad, proud, appreciation, great |
| 6. | Urgency | State of urgent demand and necessity of vaccines. | urgently, priority, quick, await |
| Influencing Factors | | | |
| 7. | Misinformation | Propagation of false information such as misinterpreted agendas and conceiving vaccines as conspiracy or scam. | misinformation, conspiracy, scam, fake |
| 8. | Vaccine Rollout | Availability and distribution of vaccines through campaigns and mass vaccination drives. | vaccinate, distribution, supply, mass, dose, vaccinationdrive |
| 9. | Inequities | Socioeconomic disparities based on societal norms such as caste, race, religion, etc. | socioeconomic, deprive, racial_injustice, racism, underrepresented |
| 10. | Health Effects | Mentions of health-related adverse events caused by or affected by vaccines, including diseases, symptoms and pre-existing conditions. | headache, fatigue, fever, pain, soreness, death |

Table 1: Curated categories: Emotions and Influencing Factors, their description, and seed words

Temporal Analysis of Lexical Categories. For measuring the strength of each category in a given text, we used the word count approach, similar to Empath and other lexicon-based tools like LIWC [21]. In order to obtain an unbiased value that is independent of length of text, we divided the frequency by total number of words using the following formula,

$$\text{Strength of Category } (S) = \frac{\text{Number of occurrences of category words in text}}{\text{Total number of words in text}}$$

We appended the pre-processed text of all tweets on a monthly basis to calculate the strength. The time series of Emotion categories and Influencing Factors was useful in analyzing the evolution of perceptions and opinions expressed by the public and how they vary with crucial factors like misinformation and mentions of health effects.

Longitudinal Correlation based Networks. The correlation between two categories represents the degree to which the two of them are linearly related. Daily strengths were calculated for each category followed by pairwise Pearson correlation [22]. Weighted networks of categories (nodes) and edge-strengths (correlations coefficients) were constructed for evaluating the positive associations among categories ($\rho \geq 0$). Community detection on these networks was carried out using the Infomap algorithm [23] and the dynamical change in these associations was visualized as an alluvial diagram [24].

Results

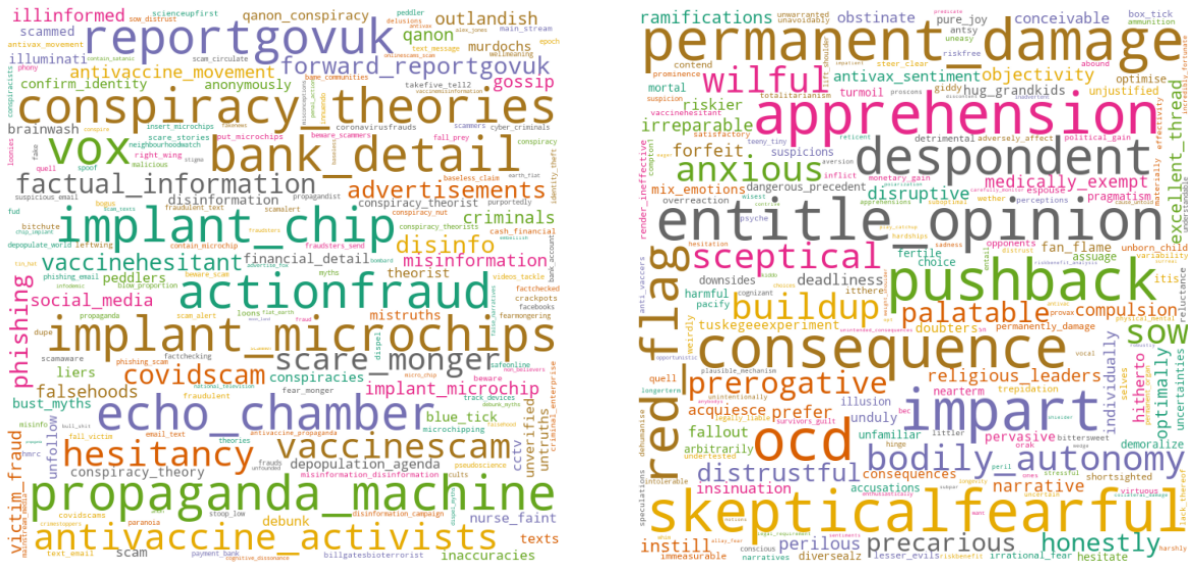


Figure 1: (a) Words belonging to the lexical category of Misinformation. (b) Words belonging to the lexical category of Hesitation. These words represent the vocabulary expanded from the seed words of the respective categories.

We present a detailed analysis of the correlation between Emotions and Influencing Factors that affect vaccine uptake using associated tweets from June 2020 to January 2021 by implementing a vocabulary based approach that uses unsupervised word embeddings. Figure 1 shows the words belonging to the lexical category of Misinformation (left) and Hesitation (right). These words represent the expanded vocabulary created from the seed words of the respective categories using semantic similarity computed between word vectors. Some of the words most similar to ‘conspiracy’ were found to be ‘qanon’, ‘implant microchips’, ‘flat earth’ and ‘conspiracy theorists’. These terms evidently denote how people perceive to link vaccines to unconventional concepts. The lexical category of Hesitation represents words such as ‘skeptical’, ‘pushback’, ‘red flag’, ‘entitle opinion’ and ‘consequence’ which demonstrate the uncertainty and doubt regarding vaccines and their effects.

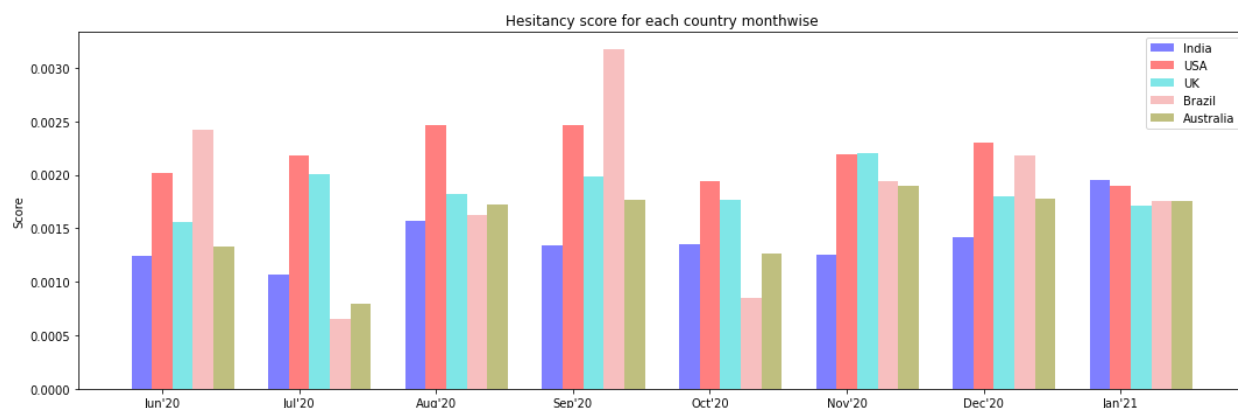


Figure 2: Strength of the 'hesitation' category in the tweets belonging to five countries over a time period of eight months, June 2020 to January 2021.

Analysis of country wise hesitancy scores (Figure 2) based on the normalised word count approach for each month provided insights about the general trend of hesitation expressed towards COVID-19 vaccines and how it progressed over time. We observed that hesitancy in Brazil is highly fluctuating, with its peak in September 2020 and the lowest value in July 2020. The emotion remains prevalent in the USA throughout the months. In India the general trend is observed to be increasing towards January 2021. After the vaccine rollout initiated in December, India has shown increasing signs of hesitancy amongst the people. This comparative analysis depicts the relative differences that exist in the hesitancy emotion among these countries which arise due to differing situations pertaining to socioeconomic barriers, misinformation and other influencing factors.




Figure 3: Alluvial diagram for correlation based networks showing the evolution of categories from July 2020, to November 2020, to January 2021 in India.

Inferences from the alluvial diagrams (Figure 3) based on Infomap clustering on correlation networks demonstrated that hesitation, misinformation, anxiety and vaccine_rollout formed a major module and gained the highest PageRank in January 2021, the time when vaccines were rolled out in India. This articulates the stern sentiment of hesitation and anxiety towards COVID-19 vaccination with high correlation with spread of misinformation on Twitter as the vaccines were administered. Faith and contentment formed the second most important module illustrating their positive relationship with each other. Health effects and urgency, seen as relatively less associated factors in July 2020, gained more centrality as the necessity of vaccines increased with rising health effects in January 2021.

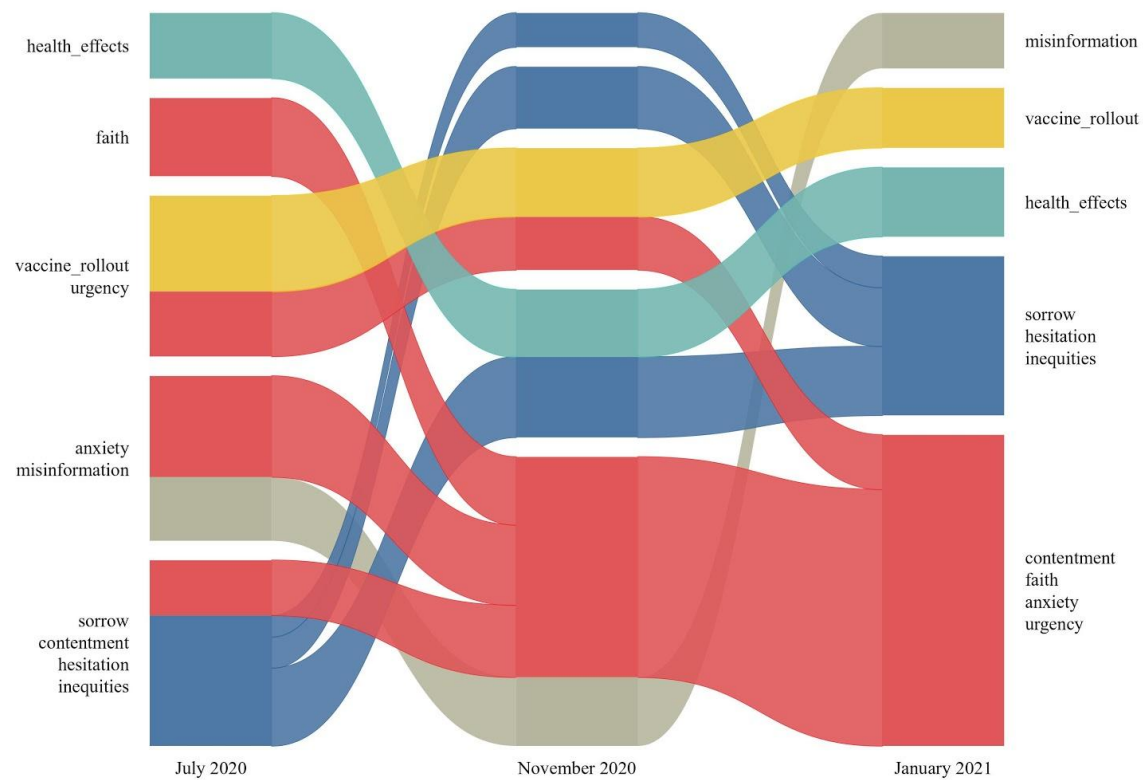


Figure 4: Alluvial diagram for correlation based networks showing the evolution of categories from July 2020, to November 2020, to January 2021 in the USA.

On the contrary, public sentiment in the USA evolved to a major module containing faith and contentment towards the vaccine with a positive correlation with anxiety and urgent demand (Figure 4). Hesitation and sorrow were found to be the emotions influenced by socioeconomic inequities, whereas health effects and misinformation were seen as less central factors in the USA. The alluvial visualization for UK, Brazil and Australia are shown in Supplementary Figures 1,2,3 respectively.

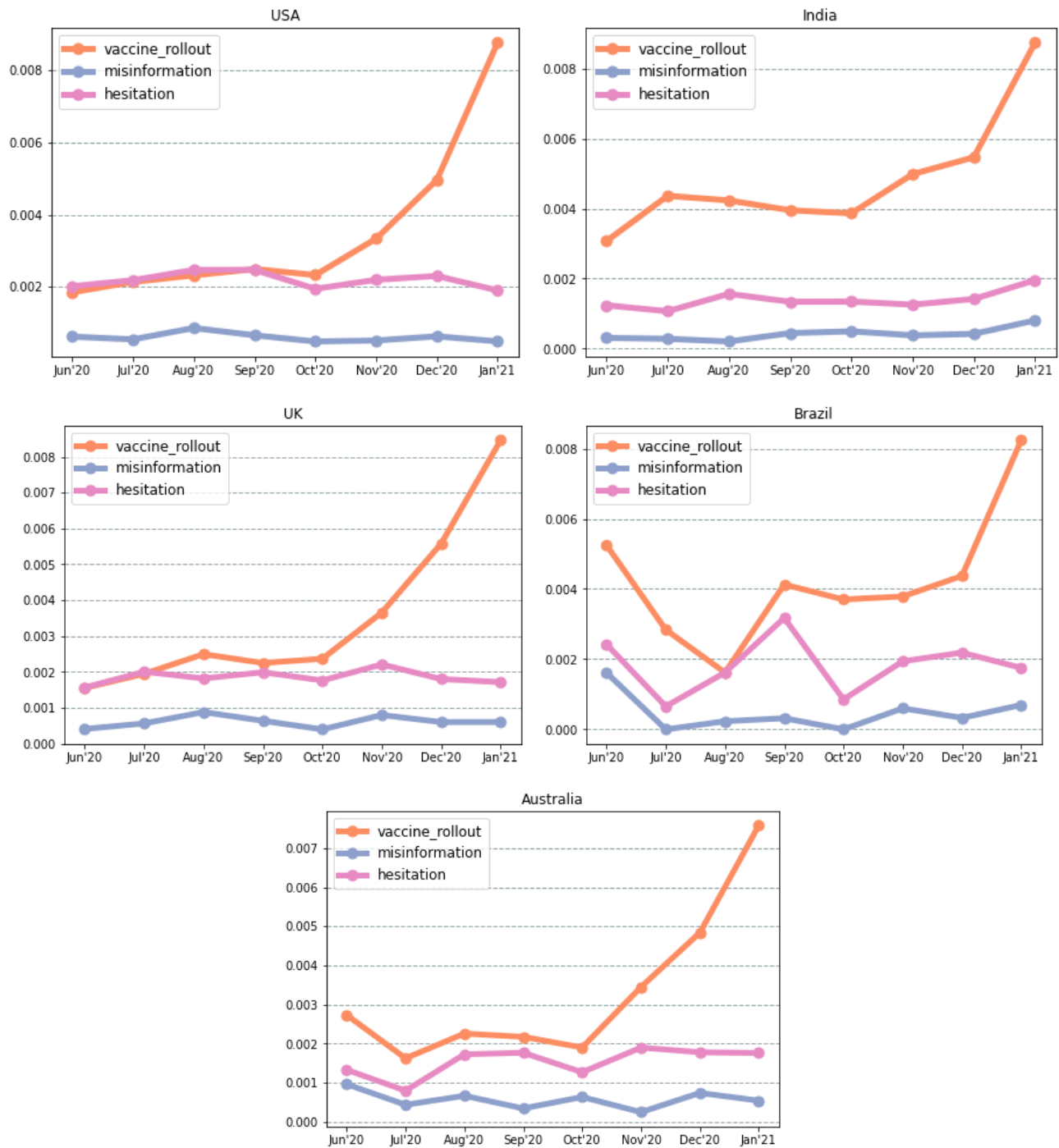


Figure 5: Comparing the temporal flow of strength of two categories (vaccine rollout, misinformation and hesitation) for five countries USA, India, UK, Brazil, and Australia .

Analysis of the temporal trend of vaccine rollout with hesitation and misinformation in five countries has been depicted in Figure 5. Updates regarding vaccinations started increasing near the end of 2020 which led to changing trends of hesitation expressed on Twitter. A notable

inference from the line plots depicts that misinformation had a similar trend with hesitation. In addition to this, mentions of health conditions in the USA have been significantly greater in early months in the context of vaccines. However, our findings demonstrate that the discussions of adverse effects and diseases in India took a steep rise in November 2020, the time when vaccine rollout updates were released. The misinformation category has been observed to increase with vaccine roll out for every country. This is a conclusive evidence which validates the spread of misinformation over social media.

Discussion & Conclusion

Our analysis demonstrates how emotions of people altered on Twitter during the course of eight months when events of vaccine production, trials, approval, distribution and administration were discussed. Understanding how influencing factors represented by word embedding based lexical categories namely, Misinformation, Vaccine Rollout, Inequities and Health Effects varied with the emotions significantly assisted in studying the public perceptions towards emerging vaccine updates.

Wide spread of misinformation getting articulated through social media creates panic among the users [25]. Misinformation category contains terms similar to ‘scam’ and ‘conspiracy’ from our dataset that helped in capturing references of such words in context of COVID-19 vaccines. High reporting of adverse effects and severe symptoms in rare cases leading to death [26] becomes a significant factor in increasing hesitation towards getting vaccinated. The seed words given in the Health Effects category led to the formation of its vocabulary containing ‘arm_soreness’, ‘hot_flash’, ‘flulike_symptoms’, ‘complications’ and more words. The semantic similarity based approach customized according to our dataset ensured proper creation of categories and tracking their strength using normalized word count.

Inequalities based on socioeconomic status, religion, race, or demographics are common in different countries which can lead to inconsistencies while distributing vaccines. Inequities category encapsulated terms related to socio-economic disparities and helped us identify the impact it had on other emotions. On the basis of inspection of our dataset of tweets, we found words like “bigotry”, “underprivileged”, “financial_hardship” and “institutional_racism” were occurring in a highly similar context towards vaccine distribution. Inequities category formed a cluster with negative emotions like hesitation and sorrow which had an impact on vaccine rollout.

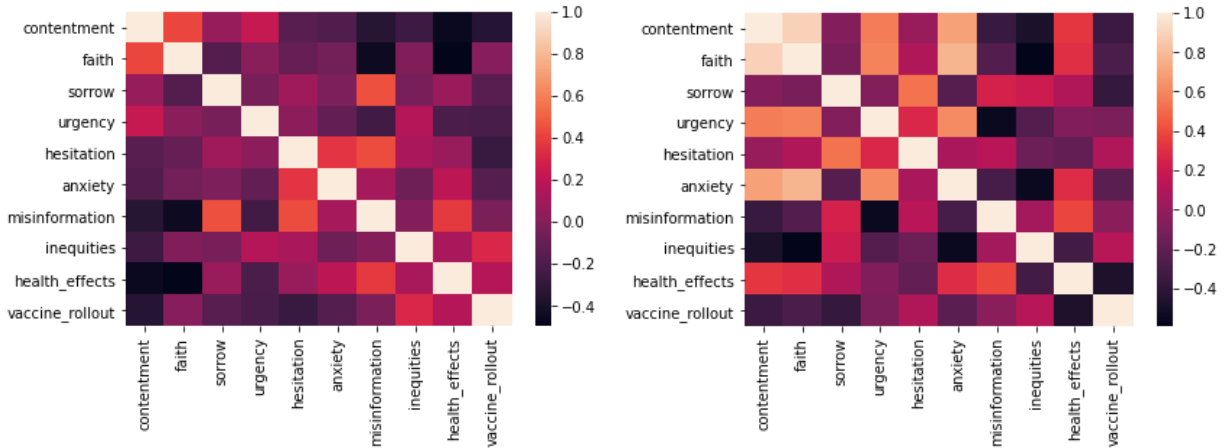


Figure 6: Correlation heatmap for the month of January 2021 based on the tweets from India (left) and USA (right).

Correlation matrices for the month of January 2021 for two countries, USA and India have been compared in Figure 6. In India, misinformation has been found to be highly correlated with sorrow, hesitation and health effects. This denotes that rise in the spread of rumors, leads to increasing levels of reluctance, skepticism and despair in the community. Inequities as an influencing factor was also observed to be associated with vaccine rollout due to the disruption it creates in effective vaccine distribution which is instrumental in mitigating further virus spread. In the USA, the emotions of faith and contentment, which were used to analyse the optimism and positive sentiment towards the COVID-19 vaccines gained high correlation in January 2021. As the change in discussion of inequities was greatly anti-correlated with faith and contentment. Inaccessibility to vaccines in marginalised groups has evidently led to lower expression of gratification and higher anxiety among affected groups.

We aimed at analysing the various influencing factors and their impact on social media users' emotions related to the vaccine rollout and administration process. We analysed tweets from five countries around different continents of the world to get a better understanding of the various outlooks and perceptions held towards the vaccines which could affect the global immunization process. The future work can be attributed in direction of local region level analysis for different countries to understand the granular sentiments within different sections of people and the contributing factors behind it. Since a very less population of rural people are actively involved in social media platforms like Twitter or news outlets, surveys can be conducted based on which such emotions can be captured to see the trend of hesitancy in the rural areas and the reasoning associated with it.

References


1. Greenwood, Brian. "The contribution of vaccination to global health: past, present and future." *Philosophical Transactions of the Royal Society B: Biological Sciences* 369, no. 1645 (2014): 20130433.
2. Baden, Lindsey R., Hana M. El Sahly, Brandon Essink, Karen Kotloff, Sharon Frey, Rick Novak, David Diemert et al. "Efficacy and safety of the mRNA-1273 SARS-CoV-2 vaccine." *New England Journal of Medicine* 384, no. 5 (2021): 403-416.
3. Pfizer. Pfizer and BioNTech conclude phase 3 study of COVID-19 vaccine candidate, meeting all primary efficacy endpoints
<https://www.pfizer.com/news/press-release/press-release-detail/pfizer-and-biontech-conclude-phase-3-study-covid-19-vaccine> (2020).
4. Cinelli, M., Quattrocioni, W., Galeazzi, A. et al. The COVID-19 social media infodemic. *Sci Rep* 10, 16598 (2020). <https://doi.org/10.1038/s41598-020-73510-5>
5. Twitter. Q1 2020 letter to shareholders.
https://investor.twitterinc.com/files/doc_financials/2020/q1/Q1-2020-ShareholderLetter.pdf. Accessed 01.05.20.
6. Lamsal, Rabindra. "Design and analysis of a large-scale COVID-19 tweets dataset." *Applied Intelligence* (2020): 1-15.
7. Arora, Anshika, Pinaki Chakraborty, M. P. S. Bhatia, and Prabhat Mittal. "Role of Emotion in Excessive Use of Twitter During COVID-19 Imposed Lockdown in India." *Journal of Technology in Behavioral Science* (2020): 1-8.
8. Jolly, Baani Leen Kaur, Palash Aggrawal, Amogh Gulati, Amarjit Singh Sethi, Ponnuram Kumaraguru, and Tavpritesh Sethi. "Psychometric Analysis and Coupling of Emotions Between State Bulletins and Twitter in India during COVID-19 Infodemic." *arXiv preprint arXiv:2005.05513* (2020).
9. Kim, Erin Hae-Jin, Yoo Kyung Jeong, Yuyoung Kim, Keun Young Kang, and Min Song. "Topic-based content and sentiment analysis of Ebola virus on Twitter and in the news." *Journal of Information Science* 42, no. 6 (2016): 763-781.
10. Nagarajan, Karikalan, Malaisamy Muniyandi, Bharathidasan Palani, and Senthil Sellappan. "Social network analysis methods for exploring SARS-CoV-2 contact tracing data." *BMC medical research methodology* 20, no. 1 (2020): 1-10.
11. Surian, Didi, Dat Quoc Nguyen, Georgina Kennedy, Mark Johnson, Enrico Coiera, and Adam G. Dunn. "Characterizing Twitter discussions about HPV vaccines using topic modeling and community detection." *Journal of medical Internet research* 18, no. 8 (2016): e232.
12. Rodrigues CMC and Plotkin SA (2020) Impact of Vaccines; Health, Economic and Social Perspectives. *Front. Microbiol.* 11:1526. doi: 10.3389/fmicb.2020.01526
13. Measuring the impact of COVID-19 vaccine misinformation on vaccination intent in the UK and USA

14. Roozenbeek, J., Schneider, C. R.; Dryhurst, S., Kerr, J., Freeman, A. L. J., Recchia, G., van der Bles, A. M., van der Linden, S. 2020. Susceptibility to misinformation about COVID-19 around the world. *Royal Society Open Science* 7(10): 201199. doi:10.1098/rsos.201199. URL <https://doi.org/10.1098/rsos.201199>.
15. Kantamneni, Neeta. "The impact of the COVID-19 pandemic on marginalized populations in the United States: A research agenda." (2020): 103439.
16. Snsrape. URL <https://github.com/JustAnotherArchivist/snsrape>
17. Loper, Edward, and Steven Bird. "NLTK: the natural language toolkit." *arXiv preprint cs/0205028* (2002).
18. Fast, Ethan, Binbin Chen, and Michael S. Bernstein. "Empath: Understanding topic signals in large-scale text." In *Proceedings of the 2016 CHI conference on human factors in computing systems*, pp. 4647-4657. 2016.
19. Mikolov, Tomas, Ilya Sutskever, Kai Chen, Greg Corrado, and Jeffrey Dean. "Distributed representations of words and phrases and their compositionality." *arXiv preprint arXiv:1310.4546* (2013).
20. Ma, Long, and Yanqing Zhang. "Using Word2Vec to process big text data." In *2015 IEEE International Conference on Big Data (Big Data)*, pp. 2895-2897. IEEE, 2015.
21. Tausczik, Yla R., and James W. Pennebaker. "The psychological meaning of words: LIWC and computerized text analysis methods." *Journal of language and social psychology* 29, no. 1 (2010): 24-54.
22. Benesty, Jacob, Jingdong Chen, Yiteng Huang, and Israel Cohen. "Pearson correlation coefficient." In *Noise reduction in speech processing*, pp. 1-4. Springer, Berlin, Heidelberg, 2009.
23. Bohlin, Ludvig, Daniel Edler, Andrea Lancichinetti, and Martin Rosvall. "Community detection and visualization of networks with the map equation framework." In *Measuring scholarly impact*, pp. 3-34. Springer, Cham, 2014.
24. Rosvall M, Bergstrom CT. "Mapping Change in Large Networks" *PLoS ONE*, 5:e8694, 2010.
25. Burki, Talha. "Vaccine misinformation and social media." *The Lancet Digital Health* 1, no. 6 (2019): e258-e259.
26. Torjesen, Ingrid. "Covid-19: Norway investigates 23 deaths in frail elderly patients after vaccination." (2021).

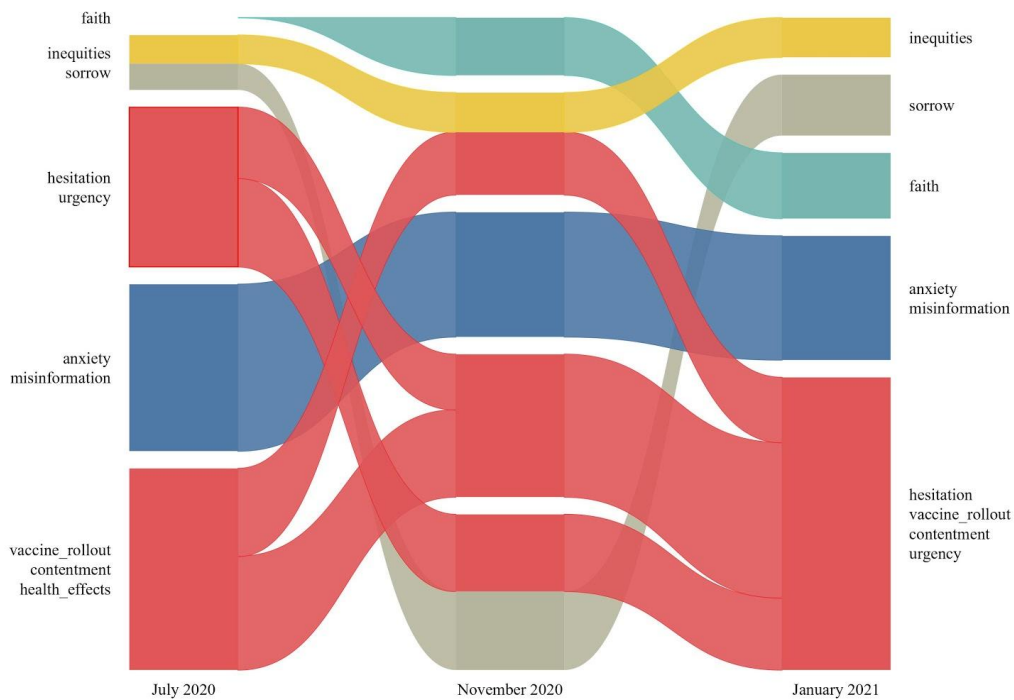
Supplementary Information

| Country | Query | No. of Tweets Used |
|-----------|--|--------------------|
| India | “vaccine OR vaccination OR vaccinate OR vaccinated OR covax OR covishield OR #vaccine OR #covidvaccine OR #coronavaccine OR #covidvaccination OR #covaxin OR #covishield” | 86362 |
| USA | “vaccine OR vaccination OR vaccinate OR vaccinated OR covax OR moderna OR pfizer OR inovio OR novavax OR #vaccine OR #covidvaccine OR #coronavaccine OR #covidvaccination OR #covaxin OR #pfizerbiontech OR #pfizer OR #biontech OR #moderna OR #inovio OR #novavax” | 478220 |
| UK | “vaccine OR vaccination OR vaccinate OR vaccinated OR covax OR pfizer OR oxfordvaccine OR mrna OR dexamethasone OR astrazeneca OR #vaccine OR #covidvaccine OR #coronavaccine OR #covidvaccination OR #covaxin OR #pfizerbiontech OR #pfizer OR #biontech OR #dexamethasone OR #astrazeneca OR #moderna” | 292233 |
| Brazil | “vaccine OR vaccination OR vaccinate OR vaccinated OR covax OR astrazeneca OR sinovac OR pfizer OR #vaccine OR #covidvaccine OR #coronavaccine OR #covidvaccination OR #covaxin OR #astrazeneca OR #novavax OR #pfizerbiontech OR #pfizer OR #biontech OR #sinovac OR #coronavac OR #oxfordvaccine” | 10755 |
| Australia | “vaccine OR vaccination OR vaccinate OR vaccinated OR covax OR astrazeneca OR novavax OR pfizer OR #vaccine OR #covidvaccine OR #coronavaccine OR #covidvaccination OR #covaxin OR #oxfordvaccine OR #astrazeneca OR #novavax OR #pfizerbiontech OR #pfizer OR #biontech” | 27270 |

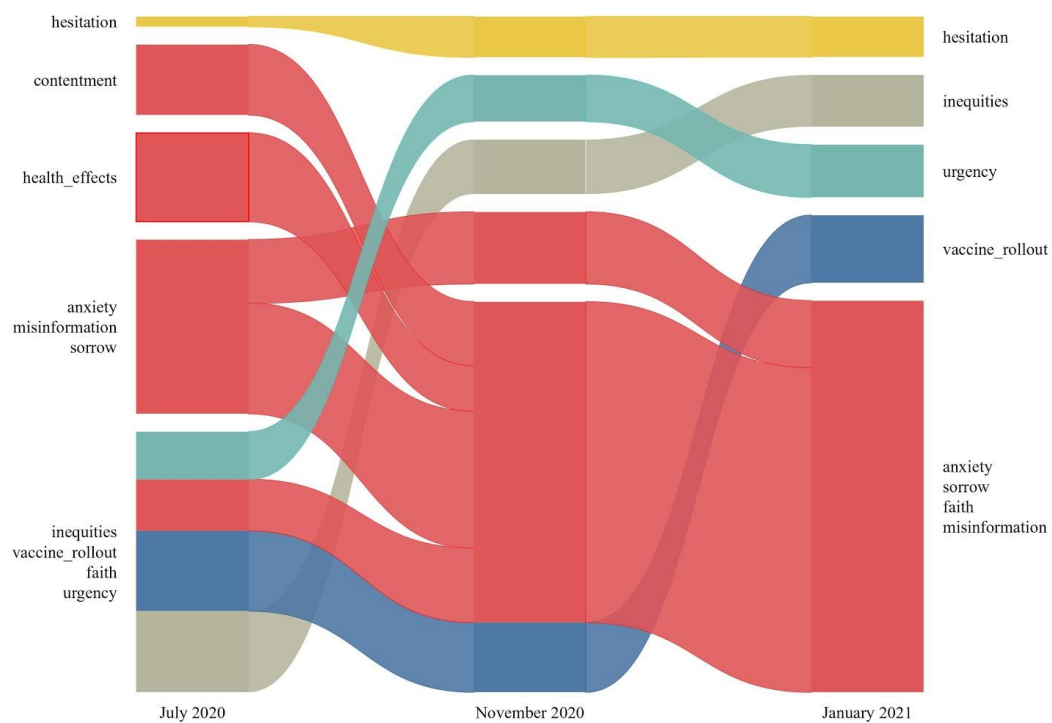
Supplementary Table 1: Queries used for scraping tweets from each country.



Supplementary Figure 1: Alluvial diagram for correlation-based networks showing the evolution of categories from July 2020, to November 2020, to January 2021 in the UK.



Supplementary Figure 2: Alluvial diagram for correlation-based networks showing the evolution of categories from July 2020, to November 2020, to January 2021 in Brazil.



Supplementary Figure 3: Alluvial diagram for correlation-based networks showing the evolution of categories from July 2020, to November 2020, to January 2021 in Australia.