

# Correlations Between the Strange Quark Condensate, Strange Quark Mass, and Kaon PCAC Relation

D. Harnett<sup>\*1</sup>, J. Ho<sup>†2</sup>, and T.G. Steele<sup>‡3</sup>

<sup>1</sup>Department of Physics, University of the Fraser Valley, Abbotsford, BC, V2R 3E7, Canada

<sup>2</sup>Department of Physics, Dordt University, Sioux Center, Iowa, 51250, USA

<sup>3</sup>Department of Physics and Engineering Physics, University of Saskatchewan, Saskatoon, SK, S7N 5E2, Canada

April 5, 2021

## Abstract

Correlations between the strange quark mass, strange quark condensate  $\langle \bar{s}s \rangle$ , and the kaon partially conserved axial current (PCAC) relation are developed. The key dimensionless and renormalization-group invariant quantities in these correlations are the ratio of the strange to non-strange quark mass  $r_m = m_s/m_q$ , the condensate ratio  $r_c = \langle \bar{s}s \rangle / \langle \bar{q}q \rangle$ , and the kaon PCAC deviation parameter  $r_p = -m_s \langle \bar{s}s + \bar{q}q \rangle / 2f_K^2 m_K^2$ . The correlations define a self-consistent trajectory in the  $\{r_m, r_c, r_p\}$  parameter space constraining strange quark parameters that can be used to assess the compatibility of different predictions of these parameters. Combining the constraint with Particle Data Group (PDG) values of  $r_m$  results in  $\{r_c, r_p\}$  constraint trajectories that are used to assess the self-consistency of various theoretical determinations of  $\{r_c, r_p\}$ . The most precise determinations of  $r_c$  and  $r_p$  are shown to be mutually consistent with the constraint trajectories and provide improved bounds on  $r_p$ . In general, the constraint trajectories combined with  $r_c$  determinations tend to provide more accurate bounds on  $r_p$  than direct determinations. The  $\{r_c, r_p\}$  correlations provide a natural identification of a self-consistent set of strange quark mass and strange quark condensate parameters.

QCD sum-rules techniques probe hadronic properties via QCD composite operators with appropriate quantum numbers and quark/gluonic valence content to serve as interpolating fields for hadronic states [1, 2] (for reviews, see *e.g.*, Refs. [3–5]). Correlation functions of these composite operators are calculated from QCD using the operator-product expansion and are then related to hadronic properties through dispersion relations, which are converted to a QCD sum-rule through application of an appropriate transform. Important features of these correlation functions are the power-law corrections induced by QCD condensates (vacuum expectations values) that parameterize non-perturbative aspects of the QCD vacuum.

---

<sup>\*</sup>derek.harnett@ufv.ca

<sup>†</sup>jason.ho@dordt.edu

<sup>‡</sup>tom.steele@usask.ca

In QCD sum-rules analyses of hadronic systems containing strange quarks, the strange quark mass  $m_s$  and the strange quark condensate  $\langle \bar{s}s \rangle$  are important parameters. Depending upon the system, the condensate may emerge as  $\langle \bar{s}s \rangle$  or be accompanied with quark mass factors (*e.g.*,  $m_s \langle \bar{s}s \rangle$ ,  $m_c \langle \bar{s}s \rangle$ ). However,  $\langle \bar{s}s \rangle$  is also used within determinations of higher-dimension condensates, including the vacuum-saturation approximation for dimension-six quark condensates and the dimension-five mixed condensate [6, 7]

$$\langle g \bar{s} \sigma_{\mu\nu} \lambda^a G_{\mu\nu}^a s \rangle = \langle g \bar{s} \sigma G s \rangle = ((0.8 \pm 0.1) \text{ GeV}^2) \langle \bar{s}s \rangle. \quad (1)$$

Because of these multiple roles in determining different QCD condensates, the strange quark condensate is an essential parameter in QCD sum-rules and provides insight into  $SU(3)$  flavour symmetry of the QCD vacuum.

QCD sum-rules studies of the strange quark condensate are based upon pseudoscalar and scalar correlation functions combined with low-energy theorems (see *e.g.*, Ref. [8, 9])

$$\Psi_5(q^2) = i \int d^4x \langle \Omega | T(J_5(x) J_5^\dagger(0) | \Omega \rangle, \quad J_5(x) = i(m_u + m_s) \bar{s}(x) \gamma_5 u(x) \quad (2)$$

$$\Psi_5(0) = -(m_s + m_u) \langle \bar{s}s + \bar{q}q \rangle \quad (3)$$

$$\Psi(q^2) = i \int d^4x \langle \Omega | T(J(x) J^\dagger(0) | \Omega \rangle, \quad J(x) = i(m_s - m_u) \bar{s}(x) u(x) \quad (4)$$

$$\Psi(0) = -(m_s - m_u) \langle \bar{s}s - \bar{q}q \rangle \quad (5)$$

where  $SU(2)$  isospin symmetry of the vacuum implies  $\langle \bar{q}q \rangle = \langle \bar{u}u \rangle = \langle \bar{d}d \rangle$ .

QCD sum-rules determinations of the low-energy constants  $\Psi_5(0)$  and  $\Psi(0)$  contain  $\langle \bar{s}s \rangle$  dependence and thus provide a natural means to extract the strange quark condensate (see *e.g.*, Ref. [8, 9]). For example, the ratio  $\Psi_5(0)/\Psi(0)$  can be used to reference the strange quark condensate to the non-strange condensate through the renormalization-group (RG) invariant ratio and the RG-invariant strange quark mass ratio  $\xi = m_u/m_s = 0.024 \pm 0.006 \ll 1$  [20]

$$\frac{\Psi_5(0)}{\Psi(0)} = \left( \frac{1 + \xi}{1 - \xi} \right) \left( \frac{r_c + 1}{r_c - 1} \right) \approx \frac{r_c + 1}{r_c - 1} \quad (6)$$

$$\frac{\langle \bar{s}s \rangle}{\langle \bar{q}q \rangle} = r_c, \quad \langle \bar{q}q \rangle = \langle \bar{u}u \rangle = \langle \bar{d}d \rangle. \quad (7)$$

Furthermore, as  $\langle \bar{q}q \rangle < 0$ , if  $r_c < 1$  then  $\Psi(0) < 0$ , so the sign of the low-energy constant  $\Psi(0)$  provides valuable information on qualitative aspects of  $SU(3)$  flavour symmetry breaking by the vacuum.

There is a wide range of  $r_c$  theoretical determinations. QCD sum-rules analyses of light scalar and pseudoscalar meson correlation functions have been used to determine  $r_c$  [9–12], and a combined estimate from these results is  $r_c = 0.57 \pm 0.12$  [4]. QCD sum-rules for baryon mass splittings tend to yield larger values ranging from the earliest determinations  $r_c = 0.8 \pm 0.1$  [13, 14] to the updated values  $r_c = 0.75 \pm 0.08$  [15] and  $r_c = 0.74 \pm 0.03$  [16]. Because the QCD sum-rules for heavy baryon mass splittings have better perturbative convergence compared to the light meson analyses, the most precise sum-rule value is  $r_c = 0.74 \pm 0.03$  [16]. A more conservative sum-rule value obtained from an average of light meson and baryon systems is [4]  $r_c = 0.66 \pm 0.10$ . The lattice QCD determination  $r_c = 1.08 \pm 0.16$  [17] (multiple sources of uncertainty have been combined) is considerably larger than the sum-rules determinations. An analysis combining aspects of QCD sum-rules and lattice QCD results yields  $r_c = 0.8 \pm 0.3$  [18]. The various theoretical determinations of  $r_c$  are shown in Figure 1 and Table 1.

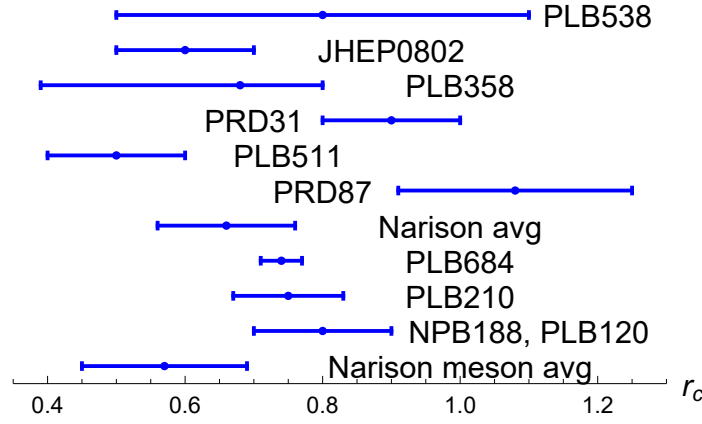


Figure 1: Summary of  $r_c$  theoretical determinations. See Table 1 for key to references.

The PCAC Gell-Mann-Oakes-Renner (GMOR) relation relates the RG-invariant combination of the non-strange quark condensate and mass parameter to pion properties [19]

$$2m_q \langle \bar{q}q \rangle = -f_\pi^2 m_\pi^2, \quad m_q = \frac{m_u + m_d}{2}, \quad (8)$$

where in our conventions  $f_\pi = 130/\sqrt{2}$  MeV [20]. Deviations from the pion PCAC relation are bounded by approximately 5% [17, 18] and are thus a small numerical effect. The RG-invariant quark mass ratio [20]

$$r_m = \frac{m_s}{m_q} = 27.3 \pm 0.7 \quad (9)$$

can then be combined with  $r_c$  to obtain the following strange quark condensate  $m_s \langle \bar{s}s \rangle$  in terms of (8)

$$m_s \langle \bar{s}s \rangle = r_m r_c m_q \langle \bar{q}q \rangle. \quad (10)$$

A complementary approach to determinations of  $m_s \langle \bar{s}s \rangle$  is through the deviation from the kaon PCAC relation as parameterized by  $r_p$

$$-(m_s + m_u) \langle \bar{q}q + \bar{s}s \rangle \approx -m_s \langle \bar{q}q + \bar{s}s \rangle = r_p 2f_K^2 m_K^2, \quad (11)$$

where  $r_p = 1$  corresponds to the kaon PCAC result (in conventions where  $f_K = 156/\sqrt{2}$  MeV [20]) and (9) implies that neglecting  $m_u$  is a small numerical effect (see *e.g.*, Eq. (6)). The PCAC deviation parameter  $r_p$  can be determined in QCD sum-rules by using the low-energy theorem for the pseudoscalar correlation function (3) (see *e.g.*, Ref. [8]). A sum-rule evaluation of  $\Psi_5(0)$  thus allows determination of  $r_p$  via Eqs. (11) and (3). Significant deviations from the kaon PCAC result have been found in this approach ranging from the earliest values  $r_p = 0.63 \pm 0.08$  [8] and  $r_p = 0.5 \pm 0.17$  [21], to later determinations from Laplace sum-rules  $r_p = 0.57 \pm 0.19$  [11]<sup>1</sup>, QCD sum-rules  $r_p = 0.66^{+0.23}_{-0.17}$  [10], lattice QCD  $r_p = 0.74 \pm 0.16$  [17], and combined approaches (merging Laplace sum-rules, chiral perturbation theory, and lattice QCD input)  $r_p = 0.39 \pm 0.22$  [18]. The most precise determination  $r_p = 0.66 \pm 0.05$  emerges from finite-energy sum-rules [12]. The various determinations of  $r_p$  are shown in Figure 2.

<sup>1</sup>The result of [11] has been augmented with an estimated truncation error [4].

$r_p$	$r_c$	Reference	Methodology
$0.56 \pm 0.16$	$0.5 \pm 0.1$	[11] (PLB511)	LSR (four loops)
$0.66^{+0.23}_{-0.17}$	$0.68^{+0.15}_{-0.29}$	[10] (PLB358)	QCDSR
$0.57 \pm 0.19$	$0.66 \pm 0.1$	[4] (Narison avg)	QCDSR average
$0.66 \pm 0.05$	$0.6 \pm 0.1$	[12] (JHEP0802)	FESR five loop
$0.39 \pm 0.22$	$0.8 \pm 0.3$	[18] (PLB538)	ChPT, LSR, and LQCD input
$0.74 \pm 0.16$	$1.08 \pm 0.16$	[17] (PRD87)	LQCD
—	$0.9 \pm 0.1$	[9] (PRD31)	LSR
—	$0.74 \pm 0.03$	[16] (PLB684)	LSR heavy baryons
—	$0.75 \pm 0.08$	[15] (PLB210)	QCDSR heavy mesons
—	$0.8 \pm 0.1$	[13, 14] (NPB188, PLB120)	QCDSR baryons
—	$0.57 \pm 0.12$	[4] (Narison meson avg)	QCDSR meson average
$0.5 \pm 0.17$	—	[21] (ZPC27)	LSR, AQCD
$0.63 \pm 0.08$	—	[8] (PLB104)	QCDSR

Table 1: Summary of  $\{r_c, r_p\}$  theoretical determinations shown in Figs. 1, 2 and 4. In some entries, multiple sources of uncertainty have been combined or ranges have been converted to an uncertainty. FESR denotes Finite-Energy sum-ruls, LSR denotes Laplace sum-rules, ChPT denotes Chiral Perturbation theory, QCDSR denotes QCD sum-rules, AQCD denotes analytic continuation by duality, and LQCD denotes Lattice QCD. The PLB511 entry includes a truncation uncertainty from Ref. [4].

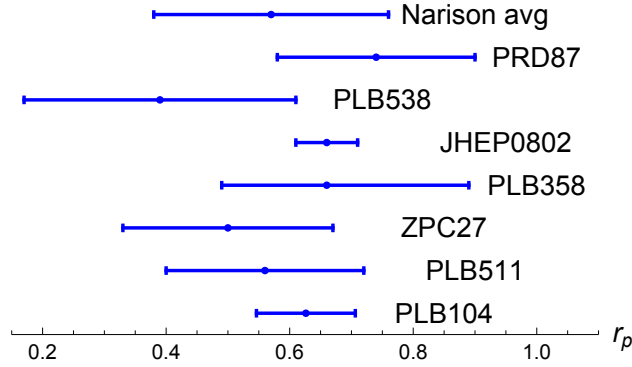


Figure 2: Summary of  $r_p$  theoretical determinations. See Table 1 for key to references.

The RG-invariant combination of the strange quark mass and condensate emerging from the kaon PCAC relation (11) is

$$m_s \langle \bar{s}s \rangle = -r_p 2f_K^2 m_K^2 - r_m m_q \langle \bar{q}q \rangle. \quad (12)$$

The two expressions (10) and (12) for  $m_s \langle \bar{s}s \rangle$  are thus self-consistent if the following constraint is satisfied:

$$r_c = \frac{r_p}{\sigma_m} - 1, \quad (13)$$

$$\sigma_m = r_m \left( \frac{f_\pi^2 m_\pi^2}{4f_K^2 m_K^2} \right), \quad (14)$$

providing a correlation in the  $\{r_m, r_c, r_p\}$  parameter space. The  $\{r_c, r_p\}$  linear trajectories resulting from the PDG  $r_m$  range (9) are shown in Fig. 3. Determinations of  $r_c$  and  $r_p$  that lie along these trajectories will thus be self-consistent for the PDG range of the strange quark mass. The correlation

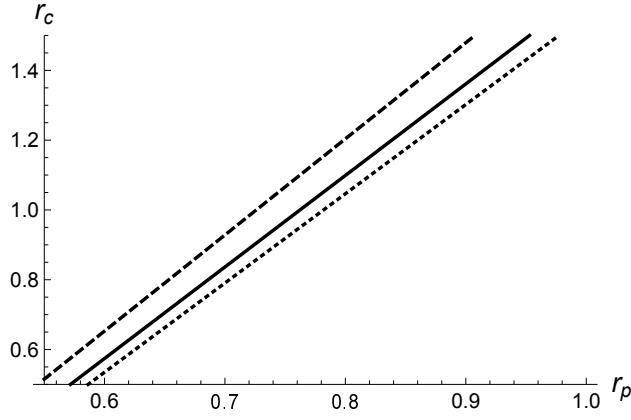


Figure 3: Correlation (13) between  $r_p$  and  $r_c$  for PDG values [20] of  $r_m$  (solid black, dashed black, and dotted black lines respectively representing central, upper, and lower PDG values).

trajectories provide a relatively more stringent constraint on  $r_p$  compared to  $r_c$ . For example, the conservative range  $0.6 < r_c < 1.2$  leads to a relatively narrow range  $0.57 < r_p < 0.86$  corresponding to a significant deviation from the kaon PCAC relation.

The most interesting analyses from the literature are those which simultaneously allow determination of both  $r_c$  and  $r_p$  because they map out a region in the  $\{r_c, r_p\}$  parameter space that can be compared with the constraint trajectories. In Fig. 4, the simultaneous determinations of  $\{r_c, r_p\}$  are compared with the linear constraint trajectories. The determinations from Refs. [4, 10–12, 17] show good agreement with the trajectories, but Ref. [18], which has the smallest determination of  $r_p$ , does not intersect the trajectories. However, Ref. [18] is somewhat different than the other simultaneous determinations in Fig. 4 because it combines different methodologies (the  $r_p$  determination in Ref. [18] involves chiral perturbation theory whereas  $r_c$  involves QCD sum-rules).

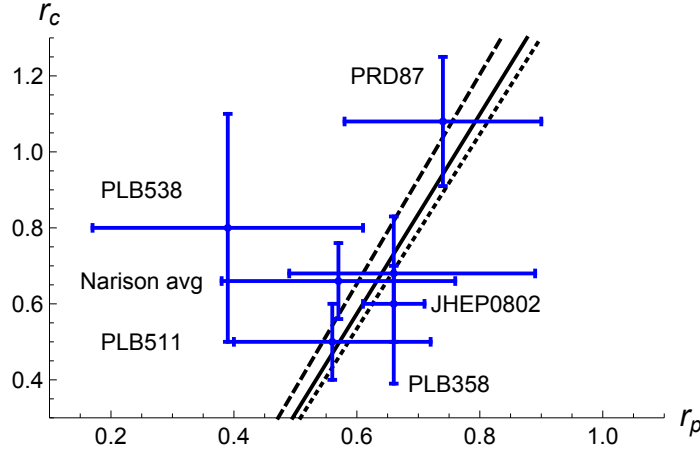


Figure 4: Comparison of simultaneous  $\{r_c, r_p\}$  determinations with the  $\{r_p, r_c\}$  correlation trajectories (13) respectively representing central, upper, and lower PDG  $r_m$  values (solid black, dashed black, and dotted black lines). See Table 1 for key to references.

As a final consideration, Fig. 5 assesses the most precise individual determinations  $r_c = 0.74 \pm 0.03$  [16] and  $r_p = 0.66 \pm 0.05$  [12] against the constraint trajectories. The two determinations delineate a compatible region of  $\{r_c, r_p\}$  parameter space, and as discussed above, the  $r_c$  determination provides a tighter bound  $0.62 < r_p < 0.69$  completely contained within the Ref. [12] determination. A similar feature for the Ref. [17] lattice determinations is shown in Fig. 6; the constraint

trajectories combined with the  $r_c$  determination again provides a tighter bound  $0.69 < r_p < 0.88$  completely contained within the Ref. [17] determination. Thus the constraint trajectories combined with  $r_c$  determinations seem to provide more accurate bounds on  $r_p$  than direct determinations.

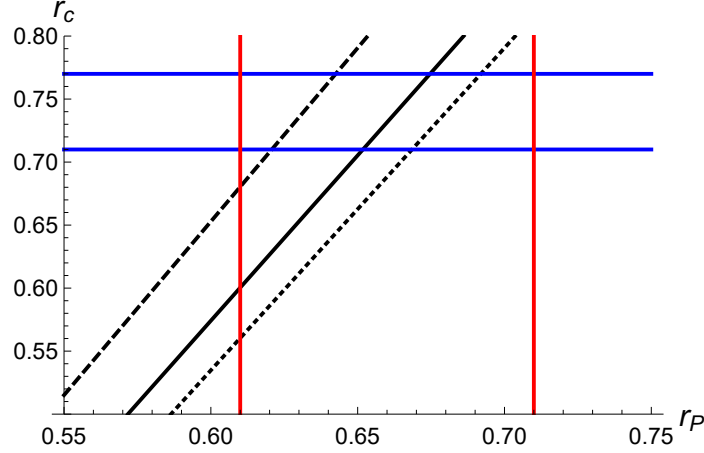


Figure 5: Comparison of the Ref. [16]  $r_c$  bounds (blue lines) and Ref. [12]  $r_p$  bounds (red vertical lines) with the  $r_p, r_c$  correlation trajectories (13) respectively representing central, upper, and lower PDG  $r_m$  values (solid black, dashed black, and dotted black lines).

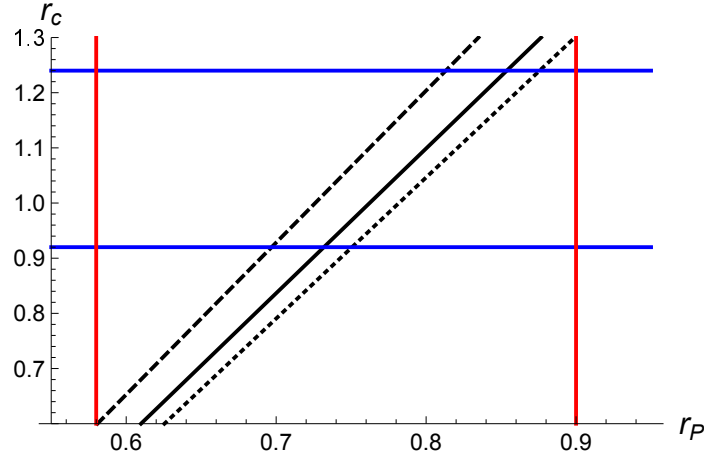


Figure 6: Comparison of the Ref. [17]  $r_c$  bounds (blue lines) and  $r_p$  bounds (red vertical lines) with the  $r_p, r_c$  correlation trajectories (13) respectively representing central, upper, and lower PDG  $r_m$  values (solid black, dashed black, and dotted black lines).

Based on a small set of input parameters, we can generate a collection of self-consistent numerical results for some QCD condensates containing strange quarks. The strange quark condensate  $\langle \bar{s}s \rangle$  is often multiplied by a quark mass, *i.e.*,  $M\langle \bar{s}s \rangle$ , an RG-invariant quantity. Using  $r_c = 0.74 \pm 0.03$  and (8)–(10), we find

$$m_s \langle \bar{s}s \rangle = (-1.7 \times 10^{-3}) \text{ GeV}^4. \quad (15)$$

Then, using

$$m_c \langle \bar{s}s \rangle = \left( \frac{m_c}{m_s} \right) m_s \langle \bar{s}s \rangle \quad (16)$$

$$m_b \langle \bar{s}s \rangle = \left( \frac{m_b}{m_s} \right) m_s \langle \bar{s}s \rangle \quad (17)$$

with quark mass ratios [20]

$$\frac{m_c}{m_s} = 11.72 \pm 0.25 \quad (18)$$

$$\frac{m_b}{m_s} = 53.94 \pm 0.12, \quad (19)$$

we find

$$m_c \langle \bar{s}s \rangle = (-1.9 \times 10^{-2}) \text{ GeV}^4 \quad (20)$$

$$m_b \langle \bar{s}s \rangle = (-9.0 \times 10^{-2}) \text{ GeV}^4. \quad (21)$$

Uncertainties in (15), (20), and (21) are at most 5% and stem mainly from deviations from pion PCAC in (8). Like  $\langle \bar{s}s \rangle$ , the dimension-five mixed strange quark condensate (1) is often multiplied by a quark mass, *i.e.*,  $M \langle g \bar{s} \sigma G s \rangle$ . Equations (1) and (15) give

$$m_s \langle g \bar{s} \sigma G s \rangle = (-1.3 \times 10^{-3}) \text{ GeV}^6. \quad (22)$$

Then, again using the quark mass ratios (18) and (19), we find

$$m_c \langle g \bar{s} \sigma G s \rangle = (-1.6 \times 10^{-2}) \text{ GeV}^6 \quad (23)$$

$$m_b \langle g \bar{s} \sigma G s \rangle = (-7.2 \times 10^{-2}) \text{ GeV}^6. \quad (24)$$

Uncertainties in (22)–(24) are roughly 18% and stem from deviations from pion PCAC (8) and from the ratio of the strange quark condensate to the dimension-five mixed strange quark condensate in (1). Dimension-six quark condensates are often multiplied by a factor of  $\alpha_s$ . In addition, the vacuum saturation hypothesis is generally used to express dimension-six quark condensates as products of dimension-three quark condensates [1]. Using

$$\alpha_s \langle \bar{q}q \rangle^2 = 1.8 \times 10^{-4} \text{ GeV}^6 \quad (25)$$

from Ref. [2], we find with  $r_c = 0.74$  that

$$\alpha_s \langle \bar{s}s \rangle \langle \bar{q}q \rangle = 1.3 \times 10^{-4} \text{ GeV}^6 \quad (26)$$

$$\alpha_s \langle \bar{s}s \rangle^2 = 9.9 \times 10^{-5} \text{ GeV}^6. \quad (27)$$

Deviations from vacuum saturation can be applied by multiplying the results (25)–(27) by a vacuum saturation parameter  $\kappa$  where  $1 \leq \kappa \lesssim 4$  (*e.g.*, [22, 23]). Note that the result (25) is remarkably consistent with (8) and the PDG [20] values  $m_q(2 \text{ GeV}) = 3.45 \text{ MeV}$  and  $\alpha_s(2 \text{ GeV})$ .

In summary, we have developed the constraint (13) relating the strange quark parameters  $r_m = m_s/m_q$ ,  $r_c = \langle \bar{s}s \rangle / \langle \bar{q}q \rangle$  and the kaon PCAC deviation parameter  $r_p = -m_s \langle \bar{s}s + \bar{q}q \rangle / 2f_K^2 m_K^2$ . Using  $r_m$  PDG [20] values,  $\{r_c, r_p\}$  theoretical determinations (see Table 1) are compared with the constraint trajectories (see Fig. 4). Theoretical predictions corresponding to the smallest value of

$r_p$  show poor agreement with the constraint trajectories. However, Fig. 5 demonstrates that the most precise values  $r_c = 0.74 \pm 0.03$  [16] and  $r_p = 0.66 \pm 0.05$  [12] are mutually consistent with the  $\{r_c, r_p\}$  constraint trajectories and provide an improved determination  $0.62 < r_p < 0.69$ . The combination of  $\{r_c, r_p\}$  constraint trajectories with  $r_c$  determinations to obtain improved  $r_p$  bounds is also observed in Fig. 6 for the lattice values [17]. Thus the  $\{r_c, r_p\}$  constraint trajectories provide a valuable methodology for assessing self-consistency or improving accuracy of determinations of the condensate ratio  $r_c = \langle \bar{s}s \rangle / \langle \bar{q}q \rangle$  and the kaon PCAC deviation parameter  $r_p = -m_s \langle \bar{s}s + \bar{q}q \rangle / 2f_K^2 m_K^2$ .

## Acknowledgments

The work is supported by the Natural Sciences and Engineering Research Council of Canada (NSERC).

## References

- [1] M. A. Shifman, A. Vainshtein and V. I. Zakharov, Nucl. Phys. B **147** (1979) 385.
- [2] M. A. Shifman, A. Vainshtein and V. I. Zakharov, Nucl. Phys. B **147** (1979) 448.
- [3] L. J. Reinders, H. Rubinstein and S. Yazaki, Phys. Rept. **127** (1985) 1.
- [4] S. Narison, “QCD as a Theory of Hadrons,” Camb. Monogr. Part. Phys. Nucl. Phys. Cosmol. **17** (2007)
- [5] P. Gubler and D. Satow, Prog. Part. Nucl. Phys. **106** (2019) 1.
- [6] M. Beneke and H. G. Dosch, Phys. Lett. B **284** (1992) 116.
- [7] V. Belyaev and B. Ioffe, Sov. Phys. JETP **56** (1982) 493.
- [8] S. Narison, Phys. Lett. **104B** (1981) 485.
- [9] C. A. Dominguez and M. Loewe, Phys. Rev. D **31** (1985) 2930.
- [10] S. Narison, Phys. Lett. B **358** (1995) 113.
- [11] C. A. Dominguez, A. Ramlakan and K. Schilcher, Phys. Lett. B **511** (2001) 59.
- [12] C. A. Dominguez, N. F. Nasrallah and K. Schilcher, JHEP **0802** (2008) 072.
- [13] B. L. Ioffe, Nucl. Phys. B **188** (1981) 317 Erratum: [Nucl. Phys. B **191** (1981) 591].
- [14] L. J. Reinders, H. R. Rubinstein and S. Yazaki, Phys. Lett. **120B** (1983) 209 Erratum: [Phys. Lett. **122B** (1983) 487].
- [15] S. Narison, Phys. Lett. B **210** (1988) 238.
- [16] R. M. Albuquerque, S. Narison and M. Nielsen, Phys. Lett. B **684** (2010) 236.
- [17] C. McNeile, A. Bazavov, C. T. H. Davies, R. J. Dowdall, K. Hornbostel, G. P. Lepage and H. D. Trottier, Phys. Rev. D **87** (2013) 034503.



- [18] M. Jamin, Phys. Lett. B **538** (2002) 71.
- [19] M. Gell-Mann, R. Oakes and B. Renner, Phys. Rev. **175** (1968) 2195.
- [20] P. A. Zyla *et al.* [Particle Data Group], Prog. Theor. Exp. Phys. **2020** (2020) 083C01.
- [21] C. A. Dominguez, M. Kremer, N. A. Papadopoulos and K. Schilcher, Z. Phys. C **27** (1985) 481.
- [22] S. Narison, Phys. Lett. B, **361** (1995) 121.
- [23] R. A. Bertlmann, C. A. Dominguez, M. Loewe, M. Perrottet and E. de Rafael, Z. Phys. C **39** (1988), 231.