

A Neighbourhood Framework for Resource-Learn Content Flagging

Sheikh Muhammad Sarwar^{1,2} and Dimitrina Zlatkova¹ and Momchil Hardalov^{1,3}
and Yoan Dinkov¹ and Isabelle Augenstein^{1,4} and Preslav Nakov^{1,5}

¹CheckStep Research, ²University of Massachusetts, Amherst,

³Sofia University, ⁴University of Copenhagen, ⁵Qatar Computing Research Institute, HBKU,
smsarwar@cs.umass.edu,

{didi, momchil, yoan.dinkov, isabelle, preslav.nakov}@checkstep.com

Abstract

We propose a novel interpretable framework for cross-lingual content flagging, which significantly outperforms prior work both in terms of predictive performance and average inference time. The framework is based on a nearest-neighbour architecture and is thus interpretable by design. Moreover, it can easily adapt to new instances without the need to retrain it from scratch. Unlike prior work, (i) we encode not only the texts, but also the labels in the neighbourhood space (which yields better accuracy), and (ii) we use a bi-encoder instead of a cross-encoder (which saves computation time). Our evaluation results on ten different datasets for abusive language detection in eight languages show sizable improvements over the state of the art, as well as a speed-up at inference time.

1 Introduction

Online content moderation has become an increasingly important problem – small-scale websites and large-scale corporations alike strive to remove harmful content from their platforms (Vidgen et al., 2019; Pavlopoulos et al., 2017; Wulczyn et al., 2017). This is partly a result of proposed legislation, such as the *Digital Service Act* (Commission, 2020) in the EU and the *Online Harms Bill* (Government, 2020) in the UK. Even without such legislative efforts, it is clear that the lack of content moderation can have significant impact on business (e.g., Parler was denied server space¹), on governments (e.g. U.S. Capitol Riots²), and on individuals (hate speech is linked to self-harm (Jürgens et al., 2019)).

¹<https://www.nbcnews.com/tech/tech-news/amazon-suspends-hosting-parler-its-servers-citing-violent-content-n1253648>

²<https://www.cbsnews.com/news/capitol-riot-arrests-2021-02-27/>

There are several challenges in developing an automatic abusive content detector, and we focus on three of these here: *multilinguality*, *interpretability*, and *coarse-labelling*. These challenges are practical concerns for small-scale online platforms. They often have *resource-lean* or *target* datasets, *i.e.*, language-specific training datasets with examples ranging from hundreds to a few thousands with two labels: *abusive* and *neutral*. A model trained on such a dataset often lacks predictive power and explainability, as it cannot explain the type of abusiveness in a binary label space. Thus, it is important to transfer knowledge from a *resource-rich* or a *source* dataset with a large number of examples along with their fine-grained categorisation (Banko et al., 2020). However, such resource-rich datasets are available for very few languages – mostly for English. This motivates us to study both language and label transfer.

There are existing approaches that could partially address the challenges we mentioned. A popular approach to tackle the multilinguality problem is to fine-tune (Glavaš et al., 2020; Stappen et al., 2020) Multilingual Language Models (MLM) such as XLM-R (Conneau et al., 2020) or mBERT (Devlin et al., 2019) on the target dataset. To incorporate the source dataset knowledge, a sequential adaptation technique (Garg et al., 2020) which first fine-tunes a MLM on the source dataset, then on the target dataset, can be employed. There are also existing approaches to mix the source and the target datasets (Shnarch et al., 2018) in different proportions, followed by fine-tuning the MLM on the resulting dataset. While sequential adaptation introduces the risk of forgetting the knowledge from the source dataset, these mixing methods are driven by heuristics which are effective, but not systematic. Moreover, with these approaches, it is not clear how to align the label space of the source and the target datasets. Another problem arises if we consider that new data

Is the sentence abusive or not?

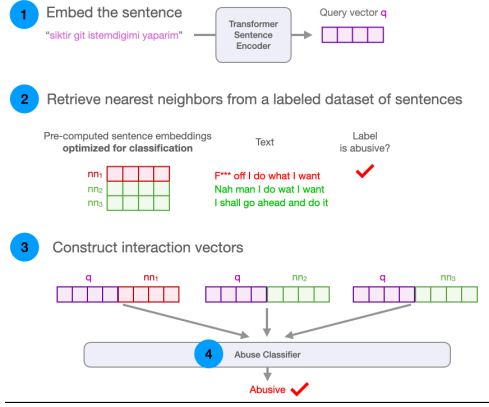


Figure 1: Conceptual diagram of our neighbourhood framework. The query is processed using run-time compute, while the neighbour vector is pre-computed.

cases with novel labels can be added to the source dataset. In that case, model re-training becomes a requirement to map the new label space to the output layer that is used for fine-tuning.

We propose a Transformer-based k -Nearest Neighbour (k -NN⁺) framework,³ a one-stop solution and a significant advancement over the classical k -NN model, which addresses the above-mentioned challenges which existing fine-tuning approaches cannot solve. Further, to our knowledge, it is the first attempt to use k -NN for transfer learning for the task of abusive content detection. Given a query, which is a training or an evaluation data point from the target dataset, k -NN⁺ retrieves its nearest neighbours using a language-agnostic sentence embedding model. Then, the query and all of its neighbours are represented using features from a masked language model (MLM). After that, the interactions between the query and each of the neighbours are modelled using *interaction features* computed from the MLM features. The interaction features are indicative of the agreement or the disagreement between a query and a neighbour. We then use a self-attention mechanism to aggregate the interaction features from all the (query, neighbour) pairs, and we use that to classify the query. The conceptual framework is shown in Figure 1. Under our framework, even if there are neighbours with incorrect labels, it can force the query to learn to disagree with them to optimise the classification process. We instantiate two types of models from

³We use + superscript to indicate that our k -NN⁺ framework is an advancement over classical k -NN model.

our framework: Cross-Encoder (CE) k -NN⁺, and Bi-Encoder (BE) k -NN⁺. The CE k -NN⁺ concatenates the query and a neighbour, and passes that sequence through an MLM to obtain interaction features. The BE k -NN⁺ computes representations of the query and a neighbour by passing them individually through an MLM, and computes interaction features from those representations. BE k -NN⁺ is more efficient compared to CE k -NN⁺, but it does not achieve the same performance gain. However, both models outperform six strong baselines both in cross-lingual and in multilingual settings. In summary, the contributions of our work are as follows:

- We propose k -NN⁺, a novel k -Nearest Neighbour framework, which facilitates cross-lingual transfer learning for abusive language detection and requires only small amounts of target data.
- We modernise the classical k -NN model by integrating language-agnostic Transformer-based representations in key aspects: *neighbourhood retrieval*, *feature computation*, and *neighbour vote aggregation*.
- We propose *interaction features* which model the agreement and the disagreement between a query and its neighbour in the latent space, and optimise that latent space using the classification objective. Specifically, we propose a multi-task learning scheme to optimise the classification loss and the interaction feature learning loss.
- Our evaluation on eight different languages from two different datasets for abusive language detection shows sizable improvements of up to 9.5 in F1 over strong baselines.
- We show that models instantiated from our framework outperforms strong baselines such as XLM-R. We also show a qualitative analysis of the representation space learned by our framework to justify its effectiveness.
- We further propose an efficient k -NN⁺ variant based on bi-encoders, which achieves a trade-off between computation time and performance.

2 Related Work

We propose a general nearest-neighbour approach for cross-lingual transfer learning, and we apply it to abusive content detection. Thus, we review recent work on abusive language detection as well

as neighbourhood-based approaches. A more extensive survey of abusive language detection can be found in (Nakov et al., 2021).

2.1 Abusive Content Detection

Most approaches for abusive language detection use those text classification models which have also shown to be effective for related tasks such as sentiment analysis. Results are reported with a variety of base models, including Convolutional Neural Networks, LSTMs, BiLSTMs, BiLSTMs with attention, Capsule networks, and fine-tuned Transformers (Georgakopoulos et al., 2018; Badjatiya et al., 2019; Agrawal and Awekar, 2018; MacAvaney et al., 2019; Arango et al., 2019; Srivastava et al., 2018; Sabour et al., 2017). Differently from what we are proposing, these approaches focus on single data points rather than on their neighbourhoods.

Several papers have shed light on the problem of bias in hate speech detection datasets, and have criticised the within-dataset evaluation process (Arango et al., 2019; Davidson et al., 2019; Badjatiya et al., 2019), as this is not a realistic setting, and findings about generalisability based on such experimental settings are questionable. A more realistic and robust evaluation setting is investigated by (Glavaš et al., 2020), who show the performance of online abuse detectors in a zero-shot cross-lingual setting. They fine-tune Multilingual Language Models (Devlin et al., 2019; Lample and Conneau, 2019; Conneau et al., 2020; Sanh et al., 2019; Wang et al., 2020) (MLMs) such as XLM-RoBERTa and mBERT on English datasets and observed how those models transfer to datasets in five other languages. Other cross-lingual abuse detection efforts include using Twitter user features for detecting hate speech in English, German, and Portuguese (Fehn Unsvåg and Gambäck, 2018), cross-lingual embeddings (Ranasinghe and Zampieri, 2020), multilingual lexica with deep learning (Pamungkas and Patti, 2019).

While understanding zero-shot cross-lingual performance is interesting from a natural language understanding point of view, in reality, a platform willing to deploy an abuse language detection system is almost always able to provide some examples of malicious content. Thus, a few-shot or a low-shot scenario is more realistic, and we approach cross-lingual transfer learning from

that perspective. We hypothesise that a nearest-neighbour model is a reasonable choice in such a scenario and we propose several improvements over such a model.

2.2 Neighbourhood Models

k -NN models have been employed for a number NLP tasks such as speech tagging (Daelemans et al., 1996), morphological analysis (Bosch et al., 2007), among many others. Their effectiveness is rooted in the underlying similarity function, hereby non-linear models such as neural networks can bring additional boost to their performance. More recently, Kaiser et al. (2017) used a similarly differentiable memory which is learned and updated during training, and is applied to one-shot learning tasks. Khandelwal et al. (2020) introduce k -NN retrieval for improving language modeling, which Kassner and Schütze (2020) extend to question-answering (QA). Guu et al. (2020) propose a framework for retrieval-augmented language modeling (REALM), showing its effectiveness on three Open-QA datasets. Lewis et al. (2020) explore a retrieval-augmented generation for a variety of tasks, including fact-checking and QA, among others. Finally, Wallace et al. (2018) propose a deep k -NN based approach for interpreting the predictions from a neural network for the task of natural language inference.

All the above approaches use neighbours as additional sources of information, but do not investigate interactions between neighbours as we do. Furthermore, there is no existing work on deep k -NN models for cross-lingual abusive content detection.

3 Model

Below, we describe the problem setting, and motivate and describe our proposed model.

3.1 Problem Setting

We assume access to a source dataset for content flagging, $D^s = \{(x_i^s, \mathbf{y}_i^s)\}_{i=1}^{n_s}$, where x_i^s is a textual content and $\mathbf{y}_i^s \in \mathcal{Y}$. Further, a target dataset is given, $D^t = \{(x_j^t, y_j^t)\}_{j=1}^{n_t}$, where $y_j^t \in \{\textit{flagged}, \textit{neutral}\}$. D^s is resource-rich, i.e., $n_s \gg n_t$, and label-rich, i.e., $|\mathcal{Y}| > 2$. The label space, $\mathcal{Y} = \{\textit{hate}, \textit{insult}, \dots, \textit{neutral}\}$, of D^s contains fine-grained labels for different levels of abusiveness along with the *neutral* label. We convert the label space of D^s as,

$\mathcal{Y}' = \{\text{flagged} \mid x \in \mathcal{Y}, x \neq \text{neutral}\}$, to align with the label space of D^t .

The goal is to train a model for abusive content classification for a target dataset, using both a source and a target dataset, which are from different languages and have different label spaces.

3.2 Motivation

We propose to modernise the classical k -NN model by incorporating Transformers in each of its components. The classical k -NN model predicts the label of a test example based on the labels of k similar examples retrieved from the training data using a similarity measure. It uses a majority voting scheme for vote aggregation. Its performance is generally improved by learning a better similarity measure, by improving the voting strategy, or by optimising the value for k . Our framework offers a learned voting strategy by the integration of our proposed *interaction features*, and we apply our framework in a cross-dataset setting to transfer knowledge from a source to a target dataset.

We also use k -NN in a different use case compared to existing work, *i.e.*, we do not retrieve neighbours within the target dataset, as it is of limited size, and thus the model can easily overfit. Instead, we retrieve neighbours from the source dataset given the training instances from the target dataset, which is a form of transfer learning. To the best of our knowledge, ours is the first attempt to use k -NN for transfer learning for abusive content detection. Moreover, as in our case the source and the target are in different languages, we use multilingual sentence embeddings (Feng et al., 2020) to retrieve the nearest neighbours.

Vanilla k -NNs suffer from two major shortcomings: a bottleneck retrieval step, and a sparse feature space in which it is difficult to calculate similarity (Lu et al., 2012; Radovanović et al., 2009). Our proposed model has all the benefits of k -NN, while overcoming these bottlenecks: (i) retrieval using dense vector sentence embeddings has become significantly faster (Johnson et al., 2019), and (ii) as the number of labelled source data samples is not expected to go beyond millions, because obtaining annotations for multilingual abusive content detection is costly and sensitive (Schmidt and Wiegand, 2017; Waseem, 2016; Malmasi and Zampieri, 2018; Mathur et al., 2018), it is very unlikely for the index size to go beyond a few millions.

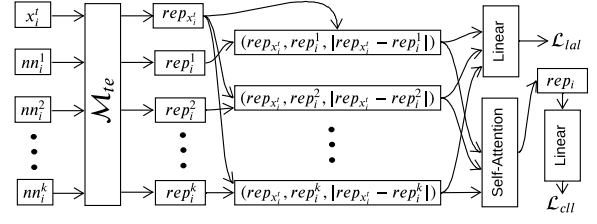


Figure 2: Bi-Encoder kNN (BE-kNN) Model.

3.3 Architecture

Given a training or an evaluation instance, our framework treats it as a query and retrieves its neighbours from the SupS dataset. Then, interaction features for the query and for each of the k neighbours are computed. Finally, the interaction features are aggregated using an attention mechanism to capture the overall agreement between the query and the neighbourhood, and the query is classified based on that information. To learn the interaction features, a Label-Agreement Loss (\mathcal{L}_{lal}), as well as a Classification Loss (\mathcal{L}_{cll}) are jointly optimised.

Neighbourhood Retrieval First, the retrieval index R is created from the D^s dataset. Specifically, for each content $(x_i^s, y_i^s) \in D^s$, the dense vector representation of x_i^s is obtained from a multilingual sentence embedding model, \mathcal{M}_{se} . Then, each data point (x_i^s, y_i^s) is stored by considering the dense vector representation as the key. Now, given a query, $x_j^t \in D^t$, our model retrieves a neighbourhood, $NN_i = (nn_i^1, nn_i^2, \dots, nn_i^k)$, from the resource-rich D^s as the top- k hits. Cosine similarity is used to rank the items in the neighbourhood, and thus $\cos(x_j^t, nn_i^1) \geq \cos(x_j^t, nn_i^2)$.

Note that this neighbourhood retrieval process is not perfect, as also evident from the example in Figure 1. Given a flagged Turkish query, two neutral and one flagged English neighbours are retrieved. The query and all the retrieved neighbours are semantically similar, but have different labels. This happens because the multilingual sentence embedding model, \mathcal{M}_{se} is used to represent the queries and retrieval items only, but not their labels. Put differently, multilingual sentence embeddings are represent a **Text Encoding (TE)** space, but not a **Label Encoding (LE)** space. In the TE space, sentences across different languages but with similar meaning are clustered together. Re-

call that we consider two labels in our experimental setup: *flagged* and *neutral*. As such, queries with the same labels would have to be close in both the TE as well as the LE space. Learning an optimal LE space is very hard as two disjoint clusters of flagged and neutral contents would have to be created, and the task of finding an optimal clustering is far from solved.

Interaction Feature Modelling Instead of solving the problem of aligning the TE and LE space at neighbourhood retrieval time, we propose to learn interaction features to be used at classification time. We propose to learn the LE space by computing the *interaction features* of a query x_i^s with its neighbourhood, NN_i . We propose two schemes to learn these interaction features: a **Cross-Encoder (CE-kNN)** and a **Bi-Encoder (BE-kNN)**. Both models are expected to learn interaction features, the core difference being that the BE-kNN scheme is both more computationally and memory-efficient by design (Reimers and Gurevych, 2019).

The *CE-kNN* model is constructed by first forming a set of query-neighbour pairs, $S_{ce} = \{(x_i^t, nn_i^1), (x_i^t, nn_i^2), \dots, (x_i^t, nn_i^k)\}$ by concatenating the query with each of the neighbours. Then, a set of representations of these pairs, $Rep = \{rep_i^1, rep_i^2, \dots, rep_i^k\}$, is obtained from the output of a multi-lingual unsupervised language model \mathcal{M}_{te} , which we refer to as the *interaction features*. Throughout this paper, the [CLS] token representation of \mathcal{M}_{te} is taken as its final output. Figure 3 shows how the interaction features are computed and optimised with a CE-kNN.

For the *BE-kNN* scheme, the interaction features are obtained after passing the query and each of the k neighbours individually through \mathcal{M}_{te} . As such, the interaction occurs at the late stage. Given the representation of the query, $rep_{x_i^t} = \mathcal{M}_{te}(x_i^t)$, and the representation of the j^{th} neighbour, $rep_{nn_i^j}^j = \mathcal{M}_{te}(nn_i^j)$, we model their interaction features by concatenating them along with their vector difference. The interaction features obtained for the j -th neighbour are $(rep_{x_i}, rep_{nn_i^j}^j, |rep_{x_i} - rep_{nn_i^j}|)$.

Both the cross-encoder and the bi-encoder architectures were shown to be effective in a wide variety of tasks including Semantic Textual Similarity (STS) and NLI. (Reimers and Gurevych, 2019) show that a bi-encoder is much more efficient than a cross-encoder, and that bi-encoder

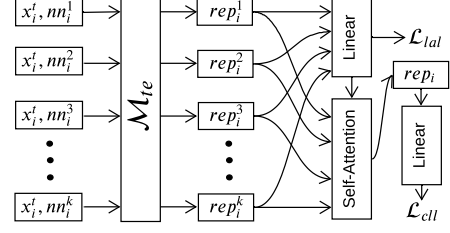


Figure 3: Cross-Encoder kNN (CE-kNN) Model.

representations can be stored as sentence vectors. Thus, once \mathcal{M}_{se} is trained, the vector representations, $\mathcal{M}_{se}(x_i^s)$ of each $x_i^s \in D^s$ can be saved along with its textual contents and label. At inference time, only the representation of the query then needs to be computed, reducing computation time from $k \times \mathcal{M}_{se}$ to a constant time. Moreover, it can easily adapt to new neighbours without the need to retrain the model. However, from an effectiveness perspective, the cross-encoder is usually a better option as it encodes the query and its neighbour jointly. This enables multi-head attention-based interactions among the tokens of the query and a neighbour.

\mathcal{M}_{se} Parameters The choice of \mathcal{M}_{se} is important in our framework. We explore two options for both the CE-kNN and the BE-kNN schemes: a pre-trained XLM-R, which we refer to as \mathcal{M}_{se}^{xlmr} ; as well as an XLM-R model augmented with paraphrase knowledge (Reimers and Gurevych, 2020), which we refer to as \mathcal{M}_{se}^{pxlmr} .

A core difference between the two models is that \mathcal{M}_{se}^{pxlmr} can be expected to have representations which are well-aligned, whereas XLM-R representations have been shown to not be well-aligned (Ethayarajh, 2019). This is because \mathcal{M}_{se}^{pxlmr} , in contrast to XLM-R, is trained on parallel data, namely 50 million English paraphrases, where one of the sentences in the pair is in English, and the other sentence can be from any language supported by XLM-R. As such, we would expect \mathcal{M}_{se}^{pxlmr} to outperform \mathcal{M}_{se}^{xlmr} , as it more accurately captures the semantics of the query and its neighbours. Note that there is work on better aligning multilingual vector spaces, such as Zhao et al. (2020), which would allow us to consider a variety of different pre-trained sentence representation models – but exploring this is outside the scope of this work.

Interaction Features Optimisation We use \mathcal{M}_{se}^{plmr} to obtain interaction features. Thus, our interaction features are semantically aligned. To make sure our models encode semantic representations of labels, we propose to learn label agreements. To this end, we apply a fully connected layer with two outputs over the interaction features. The outputs indicates the label agreement between a query and its neighbour. The query and its neighbour are in label agreement if they both are either flagged or both are neutral. Label disagreement happens when the query and the neighbour have different labels. Label agreement is learned using a binary cross-entropy loss, \mathcal{L}_{lal} , computed using the output of the softmax layer on top of the fully-connected layer. We use the mean of the label agreement loss to compute the loss for a batch of training data. In our implementation, a batch of data comprises a query and its k neighbours. To increase the effective batch size, we use gradient accumulation.

Note that as our model predicts label agreement, it also indirectly predicts the label of the query and the neighbour. In this way, it learns representations which separate the flagged from the non-flagged examples.

Interaction Features Aggregation One of the reasons to use interaction features for label agreement is to predict a label for a query. In a classical k -NN setup, there is no mechanism to back-propagate classification errors. The classification error is minimised by tuning the hyper-parameter k . We propose to optimise the interaction features to predict the class label for a query. To this end, we propose to aggregate the interaction features resulting from a query and all of its k neighbours using a self-attention module. This aggregation process captures the agreement of the query and the neighbourhood capturing global information, whereas the interaction features capture them locally.

As the self-attention module, we use structured self-attention to compute sentence embeddings proposed by Lin et al. (2017). Given the interaction features matrix, $H \in \mathbb{R}^{k \times h}$, where h is the dimension of the interaction feature space, we use the following equations to compute structured

self-attention:

$$\begin{aligned}\vec{a} &= \text{softmax} (W_2 \tanh (W_1 \mathbf{H}^T)) \\ \text{rep}_i &= \vec{a} \mathbf{H}\end{aligned}$$

Here, $W_1 \in \mathbb{R}^{h_r \times k}$ is a matrix which enables interaction among the representations and projects the interaction features into a lower-dimensional space, $h_r < h$, making the representation matrix $h_r \times k$ dimensional.

Finally, another matrix $W_2 \in \mathbb{R}^{1 \times h_r}$ is multiplied by the resultant representation, and softmax is applied to obtain a probability distribution over the k neighbours. This attention vector is used to linearly combine the agreement-disagreement information and to create rep_i to be used for classification.

Classification Loss Optimisation The aggregated interaction features are used as an input to a fully-connected layer with two outputs (*flagged* or *neutral*), which is optimised using a classification loss, \mathcal{L}_{cll} . Optimising this loss means that the classification decision for a query is made by computing its agreement or disagreement with the neighbourhood as a whole. Our approach is a multi-task learning approach and the final loss is computed as follows:

$$\mathcal{L} = (1 - \lambda) \times \mathcal{L}_{lal} + \lambda \times \mathcal{L}_{cll}$$

We balance the agreement loss and the query classification loss using the hyper-parameter λ .

Framework Properties Note that, at inference time, our framework neither requires the labels of the neighbours for classification, nor does it need a heuristic-based label aggregation scheme. The classification layer makes a prediction based on the pooled interaction features, removing the necessity of any heuristic-based voting strategy. The classification loss forces the model to predict a label for the query. As the model learns to predict a label for a query, it becomes easier for it to reduce the label agreement loss, \mathcal{L}_{lal} . This is how the classification task aids the label agreement prediction task. Moreover, as the model learns to predict label agreement, it learns to compute interaction features, which represent agreement or disagreement. This, in turn, helps to optimise \mathcal{L}_{cll} . This justifies our multi-task approach.

4 Experimental Setting

We select datasets in a way as to achieve a high coverage for different languages, and we create language-specific training and evaluation splits to evaluate cross-lingual transfer capabilities.

4.1 Datasets

We conduct experiments on two different datasets covering eight languages from six families: Slavic, Turkic, Romance, Germanic, Albanian, and Finno-Ugric. We use these datasets as our target datasets, and use an English dataset as source dataset, which contains a large number of training examples with fine-grained categorisation. Both the source and target datasets are from same domain (Wikipedia), as we do not study domain adaptation techniques in this work. We describe these three datasets in the following paragraphs.

Jigsaw English (Jigsaw, 2018) is an English-only dataset, containing over 159 thousand manually reviewed comments. The labels (toxic, severe toxic, obscene, threat, insult, identity hate) are augmented into binary ones: flagged and neutral. If at least one of those six labels is present, we consider it as *flagged*, and otherwise as *neutral*. We refer to this dataset as Jigsaw English. As it is a resource-rich dataset, covering different aspects of abusive language, we use it as the source dataset.

Jigsaw Multilingual (Jigsaw Multilingual, 2020) is a more recent dataset, which aims to improve toxicity detection by addressing the shortcomings of monolingual setup. The dataset contains examples in Italian, Turkish, and Spanish. It has binary labels (toxic or not), and thus it aligns well with our experimental setup. The label distribution is fairly equal, as shown in Table 1. We refer to this dataset and its derived subsets as Jigsaw Multilingual. It is used for experimenting in a resource-rich environment. The 8,000 records are split as follows: 1,500, 500, and 500 (train, test, dev) for Italian and Spanish, and 1,800, 600, 600 for Turkish.

WUL (Glavaš et al., 2020) aims to create a fair evaluation of abusive language detection in multiple languages. Although originally in English, multilinguality is achieved by translating the original comments as accurately as possible into five different languages: German (DE), Hungarian

Dataset	Examples	Flagged %	Neutral %
Jigsaw En	159,571	10.2	89.8
Jigsaw Multi	8,000	15.0	85.0
WUL	600	50.3	49.7

Table 1: Data label distribution.

(HR), Albanian (SQ), Turkish (TR), and Russian (RU). We use this dataset partially, by utilising the test set originally generated from Wulczyn et al. (2017), which focuses on identifying personal attacks. In this research, we refer to this dataset as WUL. In contrast to Jigsaw Multilingual, it is used for experimenting in a low-resource environment. For each language, we have 600 records which are split as 400, 100, 100 (train, test, dev).

Table 1 show the proportions of flagged examples in the considered dataset. Both datasets from Kaggle competitions have between 10% to 15% of flagged content, whereas WUL dataset is a balanced dataset with a little over 50% of its content marked as flagged.

4.2 Baselines

We compare our proposed approach against three families of strong baselines. The first one considers training models only on the target dataset; the second one is source adaption, where we use Jigsaw-English as our source data; and the third one consists of traditional k -NN classification method, but with dense vector retrieval using LaBSE. Unless otherwise stated, XLM-R is used as the Transformer representation for training all the models. The models are trained for 10 epochs with a batch size of 64, a learning rate of 4e-05, and early stopping (delta=0.001, metric=F1, patience=4). The evaluation for the purposes of early stopping is done every $\text{train_size}/4 * 64$ steps.

Target Dataset Training This family of baselines uses only the target dataset to train models:

FastText is a baseline which uses the mean of the token vectors obtained from FastText word-embeddings to represent a content. Then, a logistic regression layer is applied over the feature representation for classification.

XLM-R Target is a pre-trained XLM-R model fine-tuned on the target dataset.

Source Adaptation We use the following two approaches for source adaptation:

XLM-R Mix-Adapt is a baseline model we train by mixing source and target data. This is technically possible because the label spaces, $\mathcal{Y} = \{\textit{flagged}, \textit{neutral}\}$, of our source and target dataset are the same. The mixing is done by oversampling the target data to match the number of instances of the source dataset. As the number of instances in the target dataset is limited, this is preferable over undersampling.

XLM-R Seq-Adapt proposed by Garg et al. (2020) fine-tunes Transformers to the target data after pre-training with the source data. Here, we fine-tune XLM-R on the Jigsaw-English dataset, and then perform a second round of fine-tuning with on target dataset.

Nearest Neighbour We apply two nearest neighbour baselines, where we use majority voting for label aggregation. We vary the number of neighbours from three to twenty, and find that majority voting from ten nearest neighbours works best on average.

LaBSE-kNN is a baseline where the source dataset is indexed using representations obtained from LaBSE sentence embeddings, and neighbours are retrieved using cosine similarity.

Weighted LaBSE-kNN is a baseline, where we take the same retrieval step as for LaBSE-kNN, but use a weighted voting strategy. We compute the weight of the flagged neighbours as the sum of their cosine similarity values with the query under the LaBSE representation. We do the same for the neutral neighbours. Then, we select the label with a maximum sum of weights.

5 Experimental Results

We describe our key results, and we investigate the properties of our k -NN framework.

5.1 Evaluation in a Cross-lingual Setting

Table 4 shows the effectiveness of our model variants compared to six strong baselines (row 1-6). The highlighted rows in the table indicate different variants of our proposed framework. The variants fall into two categories of representation learning: CE k -NN⁺ and BE k -NN⁺, indicating the cross- and the bi-encoders in our framework. For each of the encoding approaches, we instantiate three different models by using three different pre-trained representations fine-tuned with

neighbourhood data. The pre-trained representations are: \mathcal{M}_{se}^{xlmr} , which is pre-trained XLM-RoBERTa (XLM-R); \mathcal{M}_{se}^{pxlmr} , which is XLM-R fine-tuned with paraphrase data and parallel data (Reimers and Gurevych, 2020); and $\mathcal{M}_{se}^{pxlmr \rightarrow CLI}$, which is \mathcal{M}_{se}^{pxlmr} fine-tuned with Jigsaw English in our neighbourhood framework. To train CLI, all training data in Jigsaw English is used, and neighbours are retrieved from Jigsaw English using LaBSE sentence embeddings.⁴ Then, we use this training data to fine-tune \mathcal{M}_{se}^{pxlmr} with our CE k -NN⁺ and BE k -NN⁺ approaches, and we refer to these approaches as CE k -NN⁺ + $\mathcal{M}_{se}^{pxlmr \rightarrow CLI}$, and BE k -NN⁺ + $\mathcal{M}_{se}^{pxlmr \rightarrow CLI}$. This is analogous to sequential adaptation (Garg et al., 2020), but in a neighbourhood framework. We train the CLI approach for one epoch (3200 steps), and we consider the checkpoint with the highest validation set performance. We checkpoint the CLI model every 160 steps, and the step size is 50. Training a large dataset in a k -NN setting is resource intensive; thus, we only train for one epoch.

The CLI approach addresses one of the weaknesses of our k -NN framework. The training data for our k -NN framework is created from the examples in the target dataset and its neighbours from the source dataset. Thus, by construction, the neighbourhood model cannot use all source domain training data as it pre-selects a subset of source data based on similarity. This is a disadvantage compared to the sequential adaptation model which uses all training instances from the source in the pre-training stage. Using a small proportion of the large-scale source data is sub-optimal, and hence we use the neighbourhood approach to pre-train our models with source task data.

In Table 4, we report the F1 scores for eight language-specific training and evaluation sets stemming from two different data sets: Jigsaw Multilingual and WUL. Jigsaw Multilingual is an imbalanced dataset with 15% abusive content and WUL is balanced. Thus, it is hard to obtain high F1 score in Jigsaw Multilingual, whereas for WUL the F1 scores are relatively higher. Our CE k -NN⁺ variants achieve superior performance to all the baselines and our BE k -NN⁺ variants as well in the majority of the cases. The performance of

⁴Note that we only use LaBSE for retrieval, and we do not fine-tune it. LaBSE has a large coverage of languages, and we thus use it for initial retrieval. We did not fine-tune LaBSE because it is based on mBERT and we used XLM-R throughout the paper.

the best and of the second-best models for each language are highlighted by bold-facing and underlining, respectively. The BE k -NN⁺ variants perform worse compared to the CE k -NN⁺ ones because of the late-stage interaction of the query and the neighbours.

Our CE k -NN⁺ variants show a large performance gain on the Italian and the Turkish test sets from Jigsaw Multilingual. Even though the additional CLI pre-training is not always helpful for the CE k -NN⁺ model, it is always helpful for the BE k -NN⁺ model. However, struggle to outperform the baseline for the Spanish test set. We analysed the training data distribution for Spanish, but we could not find any noticeable patterns. Yet, it can be observed that the XLM-R Target baseline for Spanish (2nd row, 1st column) achieves a higher F1 compared to the Seq-Adapt baseline, which yields better performance for Italian and Turkish. We believe that the in-domain training examples are good enough to achieve a reasonable performance on Spanish.

On the WUL dataset, the BE k -NN⁺ + \mathcal{M}_{se}^{pxlmr} variant with CLI pre-training outperforms the CE k -NN⁺ variants and all the baselines for Russian, Turkish, and Albanian. Both the BE k -NN⁺ variants and the CE k -NN⁺ variants perform worse compared to the XLM-R Mix-Adapt baseline for English. Seq-Adapt is a recently published effective baseline (Garg et al., 2020), but for the WUL-dataset, it does not perform well compared to the Mix-Adapt baseline.

5.2 Evaluation in a Multi-lingual Setting

We further investigate a multilingual scenario, where all languages are observed at training as well as at test time. To this end, we create a training split of 5,000 data cases from the Jigsaw Multilingual dataset. Our validation and test datasets contain 1,000 and 2,000 data cases, respectively. The splits were created randomly and each split contains data cases from Spanish, Italian, and Turkish. We train and evaluate our CE and BE models in the k -NN framework. Results are shown in Table 2.

We find that in a multilingual scenario, our BE k -NN⁺ model with CLI pre-training performs better than the CE k -NN⁺ model. Both our BE and CE approaches supersede the best baseline model Seq-Adapt. Compared to the cross-lingual setting, there is more data in a mix of languages avail-

Model	Representations	F1
Seq-Adapt	XLM-R	64.4
CE-kNN	\mathcal{M}_{se}^{xlmr}	64.2
	\mathcal{M}_{se}^{pxlmr}	62.8
	$\mathcal{M}_{se}^{pxlmr} \rightarrow \text{CLI}$	65.1
BE-kNN	\mathcal{M}_{se}^{xlmr}	65.5
	\mathcal{M}_{se}^{pxlmr}	63.7
	$\mathcal{M}_{se}^{pxlmr} \rightarrow \text{CLI}$	67.6

Table 2: Multilingual representation learning.

Text	BE Score	LaBSE Score	Label
off i do what i want	0.99	0.88	flagged
you i do what i want	1.0	0.84	flagged
i have going to do what ever i want	-0.19	0.83	neutral
u i will do as i please	1.0	0.81	flagged
off off i do what i want	1.0	0.77	flagged
nah man i do wat i want	-0.19	0.75	neutral
i shall go ahead and do it	-0.18	0.74	neutral
whaaat whateva i do what i want"	-0.2	0.72	neutral
ok i will do it	-0.17	0.69	neutral
great i will do what you are saying	-0.16	0.68	neutral

Table 3: An example showing the effectiveness of our bi-encoder representation space for computing similarity of query and the neighbours. We have masked the offensive tokens in the examples for a better reading experience.

able. We assume that the success of the bi-encoder based model over the cross-encoder model comes from the increase in data size.

5.3 Analysis of BE Representation

In order to understand the effectiveness of the representations produced, BE k -NN⁺ + $\mathcal{M}_{se}^{pxlmr} \rightarrow \text{CLI}$, a model variant instantiated from our proposed k -NN framework, we computed the similarity of the query and the neighbours in the representation space of the model. An example is shown in Table 3, which is the example as referred to in the introduction. Given the Turkish flagged query, we use LaBSE and our representation space, BE, to retrieve ranked lists of the ten nearest neighbours of the query. We present the ranked lists along with the scores computed by both approaches.

We find that our representation space has the capacity to discriminate between flagged and neutral contents. When we compute the cosine similarity of the query and the nearest neighbours, the BE representation space assigns negative scores to the neutral contents. The LaBSE sentence, embeddings are optimised for semantic similarity, and thus using them does not allow us to discriminate between flagged and neutral contents.

We further verify the effectiveness of our representation space by performing classical voting

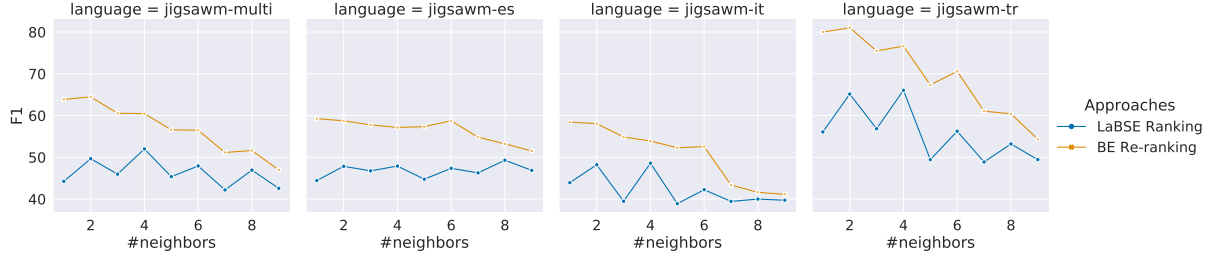


Figure 4: Effect of re-ranking neighbours ranked with LaBSE representations using our Bi-Encoder representations.

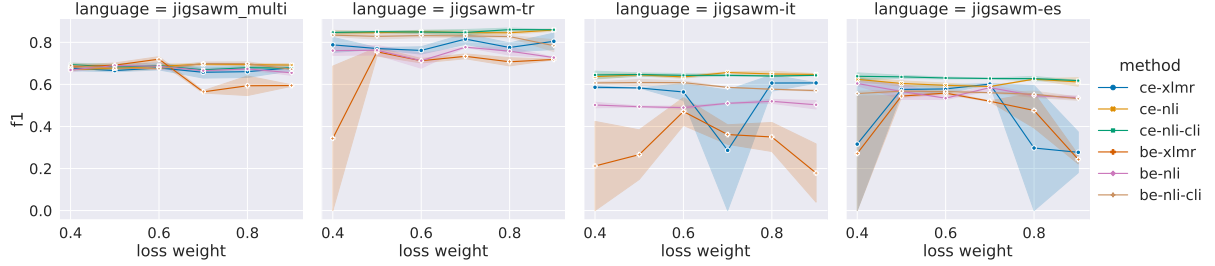


Figure 5: Multitask loss parameter sensitivity. Uncertainties arise because we report results across two different learning rates $\{5e-05, 7e-05\}$.

№	Method	Jigsaw Multilingual			WUL					
		ES	IT	TR	DE	EN	HR	RU	SQ	TR
1	FastText	55.3	47.2	64.2	74.2	72.7	58.9	74.2	65.9	72.5
2	XLNet Target	<u>63.5</u>	56.4	80.6	82.1	75.7	73.2	76.7	77.3	78.8
3	XLNet Mix-Adapt	64.2	58.5	76.1	83.2	93.9	87.3	82.1	86.2	86.0
4	XLNet Seq-Adapt	60.5	58.3	81.2	83.9	88.0	80.0	80.0	86.3	83.5
5	LaBSE-kNN	44.7	48.5	66.0	70.8	77.1	84.1	79.1	83.1	75.6
6	Weighted LaBSE-kNN	44.8	38.3	52.1	71.7	85.4	82.4	79.5	83.7	81.0
7	CE k -NN ⁺ + \mathcal{M}_{se}^{xlmr}	58.9	<u>63.8</u>	78.5	80.4	83.8	86.2	77.6	83.5	85.4
8	CE k -NN ⁺ + \mathcal{M}_{se}^{pxlmr}	59.4	67.0	<u>84.4</u>	84.8	88.0	86.3	83.8	83.0	86.5
9	CE k -NN ⁺ + $\mathcal{M}_{se}^{pxlmr} \rightarrow \text{CLI}$	61.2	61.1	85.0	89.5	<u>92.3</u>	90.6	84.9	<u>89.5</u>	<u>87.3</u>
10	BE k -NN ⁺ + \mathcal{M}_{se}^{xlmr}	52.2	60.3	75.0	81.6	80.8	77.9	78.0	79.6	79.6
11	BE k -NN ⁺ + \mathcal{M}_{se}^{pxlmr}	58.8	56.6	80.6	83.8	86.9	82.2	86.9	84.9	83.7
12	BE k -NN ⁺ + $\mathcal{M}_{se}^{pxlmr} \rightarrow \text{CLI}$	59.1	59.5	81.6	<u>88.7</u>	90.7	<u>87.6</u>	<u>86.3</u>	90.2	88.7

Table 4: Comparison of F1 values of the baselines and our model variants. Deep-BE indicates Bi-encoder models, while Deep-CE indicates cross-encoder models. XNLI indicates the representation models has been instantiated from an XNLI model. CLI (Classification Label Inference) indicates that the model has been further pre-trained with Jigsaw-English, having data from Jigsaw-English as both query and neighbours. One-Hop indicates that we expanded the data by considering the neighbourhood of the neighbours retrieved in the first stage.

based k -NN on the ranked list of neighbours retrieved by both LaBSE and our approach. To this end, the neighbours are re-ranked using the scores compute by BE. Then, a k -NN is fitted on the ranked list, varying the number of neighbours. The results are shown in Figure 4. We show the results for the test part of the Jigsaw Multilingual dataset. We can see that the re-ranking step improves over LaBSE for all the different number of neighbours.

5.4 Multi-task learning parameter sensitivity

Our approach uses multi-task learning, where we balance the impact of the entailment loss and the classification loss using a hyper-parameter λ . Figure 5 shows the impact of using different values for this hyper-parameter. In the horizontal axis, we increase the importance of the entailment loss, and show the performance of all model variants on the validation sets of the Jigsaw Multilingual dataset. It can be observed that the models per-

form well if a weight of 0.7 weight is assigned to the entailment loss, and degrades if this weight is increased.

6 Conclusion and Future Work

We proposed a novel framework for cross-lingual content flagging, which significantly outperforms prior work both in terms of predictive performance and average inference time. The framework is based on a nearest-neighbour architecture and is thus interpretable by design. Moreover, it can easily adapt to new instances without the need to re-train it from scratch. Unlike prior work, (i) we encode not only the texts, but also the labels in the neighbourhood space (which yields better accuracy), and (ii) we use a bi-encoder instead of a cross-encoder (which saves computation time). Our evaluation results on ten different datasets for abusive language detection in eight languages show sizable improvements of up to 9.5 in F1 over strong baselines. In future work, we plan to apply the framework to other datasets, languages, and tasks.

Acknowledgements

We would like to thank the whole CheckStep team for the useful discussions on the implications of this work. We would especially like to thank Jay Alamar, who further provided feedback on the model and created the conceptual diagram explaining our proposed neighbourhood framework.

References

- Sweta Agrawal and Amit Awekar. 2018. Deep learning for detecting cyberbullying across multiple social media platforms. In *ECIR '18*.
- Aymé Arango, Jorge Pérez, and Barbara Poblete. 2019. Hate speech detection is not as easy as you may think: A closer look at model validation. In *Proceedings of the 42Nd International ACM SIGIR Conference on Research and Development in Information Retrieval*, SIGIR'19.
- Pinkesh Badjatiya, Manish Gupta, and Vasudeva Varma. 2019. Stereotypical bias removal for hate speech detection task using knowledge-based generalizations. In *WWW '19*.
- Michele Banko, Brendon MacKeen, and Laurie Ray. 2020. [A unified taxonomy of harmful content](#). In *Proceedings of the Fourth Workshop on Online Abuse and Harms*, pages 125–137, Online. Association for Computational Linguistics.
- Antal van den Bosch, Bertjan Busser, Sander Canisius, and Walter Daelemans. 2007. An efficient memory-based morphosyntactic tagger and parser for Dutch. *LOT Occasional Series*, 7:191–206.
- European Commission. 2020. [Shaping Europe's digital future: The Digital Services Act package](#).
- Alexis Conneau, Kartikay Khandelwal, Naman Goyal, Vishrav Chaudhary, Guillaume Wenzek, Francisco Guzmán, Edouard Grave, Myle Ott, Luke Zettlemoyer, and Veselin Stoyanov. 2020. Unsupervised cross-lingual representation learning at scale. In *Proceedings of the 58th Annual Meeting of the Association for Computational Linguistics*, ACL '20, pages 8440–8451.
- Walter Daelemans, Jakub Zavrel, Peter Berck, and Steven Gillis. 1996. [MBT: A memory-based part of speech tagger-generator](#). In *Fourth Workshop on Very Large Corpora*.
- Thomas Davidson, Debasmita Bhattacharya, and Ingmar Weber. 2019. Racial bias in hate speech and abusive language detection datasets. In *Proceedings of the Third Workshop on Abusive Language Online*, Florence, Italy. Association for Computational Linguistics.
- Jacob Devlin, Ming-Wei Chang, Kenton Lee, and Kristina Toutanova. 2019. BERT: Pre-training of deep bidirectional transformers for language understanding. In *Proceedings of the 2019 Conference of the North American Chapter of the Association for Computational Linguistics: Human Language Technologies*, NAACL-HLT '19, pages 4171–4186, Minneapolis, Minnesota, USA.
- Kawin Ethayarajh. 2019. [How Contextual are Contextualized Word Representations? Comparing the Geometry of BERT, ELMo, and GPT-2 Embeddings](#). In *Proceedings of the 2019 Conference on Empirical Methods in Natural Language Processing and the 9th International Joint Conference on Natural Language*

- Processing (EMNLP-IJCNLP)*, pages 55–65, Hong Kong, China. Association for Computational Linguistics.
- Elise Fehn Unsvåg and Björn Gambäck. 2018. [The effects of user features on Twitter hate speech detection](#). In *Proceedings of the 2nd Workshop on Abusive Language Online (ALW2)*, pages 75–85, Brussels, Belgium. Association for Computational Linguistics.
- Fangxiaoyu Feng, Yinfei Yang, Daniel Cer, Naveen Arivazhagan, and Wei Wang. 2020. Language-agnostic bert sentence embedding. *arXiv preprint arXiv:2007.01852*.
- Siddhant Garg, Thuy Vu, and Alessandro Moschitti. 2020. Tanda: Transfer and adapt pre-trained transformer models for answer sentence selection. In *Proceedings of the AAAI Conference on Artificial Intelligence*, volume 34, pages 7780–7788.
- Spiros V. Georgakopoulos, Sotiris K. Tasoulis, Aristidis G. Vrahatis, and Vassilis P. Plagianakos. 2018. [Convolutional neural networks for toxic comment classification](#). In *Proceedings of the 10th Hellenic Conference on Artificial Intelligence, SETN '18*, New York, NY, USA. Association for Computing Machinery.
- Goran Glavaš, Mladen Karan, and Ivan Vulić. 2020. [XHate-999: Analyzing and detecting abusive language across domains and languages](#). In *Proceedings of the 28th International Conference on Computational Linguistics*, pages 6350–6365, Barcelona, Spain (Online). International Committee on Computational Linguistics.
- UK Government. 2020. [Online Harms White Paper](#).
- Kelvin Guu, Kenton Lee, Zora Tung, Panupong Pasupat, and Ming-Wei Chang. 2020. Realm: Retrieval-augmented language model pre-training. *arXiv preprint arXiv:2002.08909*.
- Jigsaw. 2018. Toxic comment classification challenge. <https://www.kaggle.com/c/jigsaw-toxic-comment-classification-challenge/>. Online; accessed 28 February 2021.
- Jigsaw Multilingual. 2020. Jigsaw multilingual toxic comment classification. <https://www.kaggle.com/c/jigsaw-multilingual-toxic-comment-classification/>. Online; accessed 28 February 2021.
- Jeff Johnson, Matthijs Douze, and Hervé Jégou. 2019. Billion-scale similarity search with gpus. *IEEE Transactions on Big Data*.
- David Jürgens, Libby Hemphill, and Eshwar Chandrasekharan. 2019. [A just and comprehensive strategy for using NLP to address online abuse](#). In *Proceedings of the 57th Annual Meeting of the Association for Computational Linguistics*, pages 3658–3666, Florence, Italy. Association for Computational Linguistics.
- Lukasz Kaiser, Ofir Nachum, Aurko Roy, and Samy Bengio. 2017. [Learning to remember rare events](#). In *5th International Conference on Learning Representations, ICLR 2017, Toulon, France, April 24-26, 2017, Conference Track Proceedings*. OpenReview.net.
- Nora Kassner and Hinrich Schütze. 2020. [BERT-KNN: Adding a kNN search component to pre-trained language models for better QA](#). In *Findings of the Association for Computational Linguistics: EMNLP 2020*, pages 3424–3430, Online. Association for Computational Linguistics.
- Urvashi Khandelwal, Omer Levy, Dan Jurafsky, Luke Zettlemoyer, and Mike Lewis. 2020. [Generalization through memorization: Nearest neighbor language models](#). In *8th International Conference on Learning Representations, ICLR 2020, Addis Ababa, Ethiopia, April 26-30, 2020*. OpenReview.net.
- Guillaume Lample and Alexis Conneau. 2019. Cross-lingual language model pretraining. *arXiv preprint arXiv:1901.07291*.
- Patrick Lewis, Ethan Perez, Aleksandra Piktus, Fabio Petroni, Vladimir Karpukhin, Naman Goyal, Heinrich Küttler, Mike Lewis, Wen-tau Yih, Tim Rocktäschel, Sebastian Riedel, and Douwe Kiela. 2020. Retrieval-augmented generation for knowledge-intensive nlp tasks. In *Advances in Neural Information Processing Systems*, volume 33 of *NeurIPS '20*, pages 9459–9474.
- Zhouhan Lin, Minwei Feng, Cicero Nogueira dos Santos, Mo Yu, Bing Xiang, Bowen Zhou,

- and Yoshua Bengio. 2017. A structured self-attentive sentence embedding. In *ICLR*.
- Wei Lu, Yanyan Shen, Su Chen, and Beng Chin Ooi. 2012. Efficient processing of k nearest neighbor joins using mapreduce. *Proc. VLDB Endow.*, 5(10):1016–1027.
- Sean MacAvaney, Hao-Ren Yao, Eugene Yang, Katina Russell, Nazli Goharian, and Ophir Frieder. 2019. Hate speech detection: Challenges and solutions. *PloS one*, 14(8).
- Shervin Malmasi and Marcos Zampieri. 2018. Challenges in discriminating profanity from hate speech. *Journal of Experimental & Theoretical Artificial Intelligence*, 30(2):187–202.
- Puneet Mathur, Rajiv Shah, Ramit Sawhney, and Debanjan Mahata. 2018. Detecting offensive tweets in hindi-english code-switched language. In *Proceedings of the Sixth International Workshop on Natural Language Processing for Social Media*, pages 18–26.
- Preslav Nakov, Vibha Nayak, Kyle Dent, Ameya Bhatawdekar, Sheikh Muhammad Sarwar, Momchil Hardalov, Yoan Dinkov, Dimitrina Zlatkova, Guillaume Bouchard, and Isabelle Augenstein. 2021. [Detecting Abusive Language on Online Platforms: A Critical Analysis](#).
- Endang Wahyu Pamungkas and Viviana Patti. 2019. [Cross-domain and cross-lingual abusive language detection: A hybrid approach with deep learning and a multilingual lexicon](#). In *Proceedings of the 57th Annual Meeting of the Association for Computational Linguistics: Student Research Workshop*, pages 363–370, Florence, Italy. Association for Computational Linguistics.
- John Pavlopoulos, Prodromos Malakasiotis, and Ion Androutsopoulos. 2017. [Deeper attention to abusive user content moderation](#). In *Proceedings of the 2017 Conference on Empirical Methods in Natural Language Processing*, pages 1125–1135, Copenhagen, Denmark. Association for Computational Linguistics.
- Miloš Radovanović, Alexandros Nanopoulos, and Mirjana Ivanović. 2009. Nearest neighbors in high-dimensional data: The emergence and influence of hubs. *ICML '09*, page 865–872, New York, NY, USA. Association for Computational Machinery.
- Tharindu Ranasinghe and Marcos Zampieri. 2020. [Multilingual offensive language identification with cross-lingual embeddings](#). In *Proceedings of the 2020 Conference on Empirical Methods in Natural Language Processing (EMNLP)*, pages 5838–5844, Online. Association for Computational Linguistics.
- Nils Reimers and Iryna Gurevych. 2019. [Sentence-BERT: Sentence embeddings using Siamese BERT-networks](#). In *Proceedings of the 2019 Conference on Empirical Methods in Natural Language Processing and the 9th International Joint Conference on Natural Language Processing (EMNLP-IJCNLP)*, pages 3982–3992, Hong Kong, China. Association for Computational Linguistics.
- Nils Reimers and Iryna Gurevych. 2020. [Making monolingual sentence embeddings multilingual using knowledge distillation](#). In *Proceedings of the 2020 Conference on Empirical Methods in Natural Language Processing (EMNLP)*, pages 4512–4525, Online. Association for Computational Linguistics.
- Sara Sabour, Nicholas Frosst, and Geoffrey E. Hinton. 2017. Dynamic routing between capsules. In *Proceedings of the 31st International Conference on Neural Information Processing Systems, NIPS'17*, page 3859–3869, Red Hook, NY, USA. Curran Associates Inc.
- Victor Sanh, Lysandre Debut, Julien Chaumond, and Thomas Wolf. 2019. DistilBERT, a distilled version of BERT: smaller, faster, cheaper and lighter. *arXiv preprint arXiv:1910.01108*.
- Anna Schmidt and Michael Wiegand. 2017. A survey on hate speech detection using natural language processing. In *Proceedings of the fifth international workshop on natural language processing for social media*, pages 1–10.
- Eyal Shnarch, Carlos Alzate, Lena Dankin, Martin Gleize, Yufang Hou, Leshem Choshen, Ranit Aharonov, and Noam Slonim. 2018. Will it blend? blending weak and strong labeled data in a neural network for argumentation mining. In *Proceedings of the 56th Annual Meeting of the Association for Computational Linguistics (Volume 2: Short Papers)*, pages 599–605.

- Saurabh Srivastava, Prerna Khurana, and Vartika Tewari. 2018. [Identifying aggression and toxicity in comments using capsule network](#). In *Proceedings of the First Workshop on Trolling, Aggression and Cyberbullying (TRAC-2018)*, pages 98–105, Santa Fe, New Mexico, USA. Association for Computational Linguistics.
- Lukas Stappen, Fabian Brunn, and Björn Schuller. 2020. Cross-lingual zero-and few-shot hate speech detection utilising frozen transformer language models and axel. *arXiv preprint arXiv:2004.13850*.
- Bertie Vidgen, Alex Harris, Dong Nguyen, Rebekah Tromble, Scott Hale, and Helen Margetts. 2019. [Challenges and frontiers in abusive content detection](#). In *Proceedings of the Third Workshop on Abusive Language Online*, pages 80–93, Florence, Italy. Association for Computational Linguistics.
- Eric Wallace, Shi Feng, and Jordan Boyd-Graber. 2018. [Interpreting neural networks with nearest neighbors](#). In *Proceedings of the 2018 EMNLP Workshop BlackboxNLP: Analyzing and Interpreting Neural Networks for NLP*, pages 136–144, Brussels, Belgium. Association for Computational Linguistics.
- Wenhui Wang, Furu Wei, Li Dong, Hangbo Bao, Nan Yang, and Ming Zhou. 2020. Minilm: Deep self-attention distillation for task-agnostic compression of pre-trained transformers. *arXiv preprint arXiv:2002.10957*.
- Zeera Waseem. 2016. [Are you a racist or am i seeing things? annotator influence on hate speech detection on twitter](#). In *Proceedings of the First Workshop on NLP and Computational Social Science*, pages 138–142, Austin, Texas. Association for Computational Linguistics.
- Ellery Wulczyn, Nithum Thain, and Lucas Dixon. 2017. [Ex machina: Personal attacks seen at scale](#). In *Proceedings of the 26th International Conference on World Wide Web, WWW '17*, page 1391–1399, Republic and Canton of Geneva, CHE. International World Wide Web Conferences Steering Committee.
- Wei Zhao, Steffen Eger, Johannes Bjerva, and Isabelle Augenstein. 2020. Inducing Language-Agnostic Multilingual Representations. *arXiv preprint arXiv:2008.09112*.

Text	Language	Dataset	Label
- Internet sitelerine girip megalomanyak yazilar birakan, Muhammed Cimci rumuzlu salak; senin gibi pislikler varoldukca, saltanatli yasar buralardaki bok böcekleri. Görkem	TR	Jigsaw Multi	F
Hola, veo que pusiste un aviso de wikificar en este artículo; pero me rompo la cabeza y no veo a qué te refieres.	ES	Jigsaw Multi	N
if you interested in working together to help develop the SL article, send me your contact, like an email. do you have gmail?	EN	Jigsaw En	N
Perhaps it is, but it is better than having some ass kissing friend of your unblock you. ()	EN	Jigsaw En	F
No contest here. Now go suck your dad's cock.	EN	Jigsaw En	F
OK FRENDE ONA nije tamo ako je ovo neka prvoaprilska fora, ovo je jedno ok	HR	WUL	F

Table 5: Examples from the three datasets.