

Representative endowments and uniform Gini orderings of multi-attribute inequality

Karl Mosler

Institute of Econometrics and Statistics, University of Cologne

Abstract. For the comparison of inequality in multiple attributes the use of generalized Gini indices is proposed. Spectral social evaluation functions are used in the multivariate setting, and Gini dominance orderings are introduced that are uniform in attribute weights. Classes of spectral evaluators are considered that are parameterized by their aversion to inequality. Then a set-valued representative endowment is defined that characterizes d -dimensioned inequality. It consists of all points above the lower border of a convex compact in \mathbb{R}^d , while the pointwise ordering of such endowments corresponds to uniform Gini dominance. Properties of uniform Gini dominance are derived, including relations to other orderings of d -variate distributions such as usual multivariate stochastic order and convex order. The multi-dimensioned representative endowment can be efficiently calculated from data; in a sampling context, it consistently estimates its population version.

Keywords: Generalized Gini index, spectral social evaluation function, uniform Gini dominance, stochastic order, dual stochastic dominance, convex order, weak price majorization

1. INTRODUCTION

Socio-economic inequality has many aspects. It is not only income on which the welfare of a person is based. Other dimensions of well-being such as wealth or education substantially influence the position of an individual and thus the degree of inequality in a society. Inequality in several, say d dimensions, can be measured by indices and orderings that operate on distributions in \mathbb{R}^d , where each individual of a population is represented by her or his vector of endowments. An early source of such multivariate approaches is [Kolm \(1977\)](#); for a recent survey see [Andreoli and Zoli \(2020\)](#).

The classical uni-dimensional Gini index measures income inequality by the difference between mean income and a weighted mean of incomes, $\bar{x} - \sum_{i=1}^n x_{(i)}(2i-1)/n^2$, where $x_{(1)}, \dots, x_{(n)}$ are incomes ordered from below, and \bar{x} is their mean. It has been extended to the generalized Gini index ([Mehran \(1976\)](#)),

$$(1) \quad G(x_1, \dots, x_n) = \bar{x} - \sum_{i=1}^n x_{(i)} w_i,$$

incorporating general weights $w_1 \geq w_2 \geq \dots \geq w_n \geq 0$ that sum up to 1. For an axiomatic characterization of (1), see [Weymark \(1981\)](#). The term $\sum_{i=1}^n x_{(i)} w_i$ is mentioned as the *representative income* of the distribution. It takes its maximum if all weights w_i are equal, yielding $G(x_1, \dots, x_n) = 0$. The representative income reflects two aspects of the distribution: the general level of incomes as well as the inequality among them. Note that (1) is an absolute Gini index. By assuming $\bar{x} > 0$ and substituting relative endowments x_i/\bar{x} for the x_i a relative Gini index is obtained.

To apply these indices for inequality comparisons, however, parameters have to be inserted, which often are not available. To manage this, dominance relations have been introduced in the literature that hold for certain sets of parameters. Representative incomes have been constructed on the basis of generalized Gini indices and distributions have been ordered by those representative endowments (Weymark, 1981). Uncertainty about the degree of inequality aversion has been coped with by unanimous preference orderings. Muliere and Scarsini (1989) investigate a sequence of progressively finer stochastic orderings, called *inverse stochastic dominance*, and use it to order income distributions regarding their inequality; see also Lando and Bertoli-Barsotti (2020). Inverse stochastic dominance employs the quantile functions in the same way as usual stochastic dominance employs the distribution functions of two random variables. Weymark (1981) relates n -th inverse stochastic dominance to the ordering of S-Gini indices having a large enough exponent.

Our goal is to address these tasks in the case of several attributes of inequality and to provide a framework of multi-dimensioned representative endowments (MRE), unanimous orderings and uncertainty about inequality aversion in multiple dimensions.

Consider d -variate vectors of endowments in a population, which form the rows of an $n \times d$ matrix $\mathbf{X} = (x_i^j)$. More general, we treat multivariate probability distributions resp. random vectors in \mathbb{R}^d . An endowment matrix $\mathbf{X} = (x_i^j)$ then corresponds to an empirical distribution on its rows.

Several authors propose indices of multivariate inequality, aggregating the information to a single number. Tsui (1995) constructs an index that aggregates the data in two steps, first over individuals and then over attributes. Similarly, Gajdos and Weymark (2005) derive a multivariate generalized Gini index from axioms including those of comonotonic independence and attribute separability. In their dual theory of multivariate risk, Galichon and Henry (2012) present a general risk index, which does not assume attribute separability and is based on multivariate quantiles; if interpreted in the usual way as an inequality index it comes out as an extension of the Gajdos-Weymark index. In contrast, the multivariate Gini index of Koshevoy and Mosler (1997a) measures the mean Euclidean distance of the d -variate endowments from each other.

In the sequel we start with social evaluation functions for one attribute, say income, which are based on integrals involving a distorted distribution. The representative endowment is a spectral measure of the distribution, the spectrum being the derivative of a given distortion (or weight-generating) function; the generalized Gini comes as the difference of the representative income to the mean income. Concavity of the distortion function corresponds to inequality aversion. Parametric classes of distortion functions are built, whose parameter α indicates the degree of inequality aversion. With these, e.g., the representative endowment is the highest income of the lower $\alpha \cdot 100$ percentage of the population, or, the mean income of the lower α -part of the distribution. Given a distortion function, any two endowment distributions are compared by their representative incomes. This provides a complete ordering of distributions that reflects their inequality as well as their general level. In case of uncertainty about the distortion weights to be put on incomes, a set of admissible distortion functions may be considered. Uniform comparison of representative endowments regarding a set of distortion functions yields a partial order of distributions. For certain such sets it comes out that the respective ordering is equivalent to known stochastic orders, *viz.* first and second degree stochastic dominance relations as well as higher degree dual stochastic dominance orders.

With several attributes we then introduce a vector \mathbf{p} of attribute weights by which the d attribute levels are aggregated. These weights reflect the relative importance of the attributes. Each attribute is valued by a (generally unknown) weight or ‘price’, and the value of the ‘priced endowment’ is considered. Given a distortion function, this allows for any \mathbf{p} to build a representative ‘priced endowment’ and to produce a generalized Gini index. Here contrary to Tsui (1995) and successors the aggregation is first done over the attributes and then over the population. As the weights are generally unknown, a partial order of distributions is defined, *uniform Gini dominance*, which says that two representative ‘priced endowments’ are ordered in the same way for all non-negative \mathbf{p} . This in particular incorporates the case that the attributes have no common unit of measurement. If partial information on weights is available, this may be restricted to all \mathbf{p} in a subset of the nonnegative orthant.

Then, uniform Gini dominance will be geometrically characterized. It is demonstrated to be equivalent to the set inclusion of two convex upper sets in \mathbb{R}^d . The lower border of this convex set serves as a multi-dimensioned representative endowment (MRE), and the pointwise ordering of MREs corresponds to uniform Gini dominance. The definitions, so far, assume a fixed underlying distortion function. Next, as in the univariate case, classes of distortion functions are discussed which carry a parameter of inequality aversion. Then uniform Gini dominance relations may be considered which are additionally uniform in a set of distortion functions.

Uniform Gini dominance will be shown to be an increasing order as well as an ordering of variability. For any distortion function, it is implied by usual multivariate stochastic order as well as (inverse) convex stochastic order. Moreover, weak price majorization proves to be stronger than any uniform Gini dominance.

When it comes to data, the MRE can be numerically calculated by existing software. In the same way, two empirical distributions can be numerically checked for uniform Gini dominance. If the data is sampled from an underlying distribution, it can be shown that the empirical MRE is a consistent estimator of its underlying population version.

Overview: Section 2 treats generalized Gini orderings and representative endowments in the univariate case. Uniform Gini dominance with multiple attributes is introduced in Section 3. Next, Section 4 presents the multivariate representative endowment, while Section 5 is about parameterizing inequality aversion and a real data example. Section 6 exhibits properties of uniform Gini dominance and its relations to known multivariate stochastic orders, and Section 7 concludes with remarks on statistical and computational issues. Proofs are collected in an Appendix.

2. GINI ORDERINGS AND REPRESENTATIVE ENDOWMENTS IN ONE DIMENSION

We start with a single dimension of inequality, say income, and discuss social evaluation functions which are based on an integral that involves a distorted distribution.

Let X be a variable of socio-economic interest, which is modeled as a real-valued random variable on a proper probability space, having distribution function F_X . In particular, X may have an empirical distribution, giving equal probability $\frac{1}{n}$ to points $x_1, \dots, x_n \in \mathbb{R}$.

Let W be the set of all functions $v : [0, 1] \rightarrow [0, 1]$ that are *non-decreasing*, *right-continuous*, and satisfy $v(0) = 0$, $v(1) = 1$. In other words, W contains the probability distribution functions living on $[0, 1]$. For $v \in W$ define the integral

$$(2) \quad S(X) = \int_0^1 Q_X(t) dv(t),$$

where $Q_X(t) = \min\{x : F_X(x) \geq t\}$, $t \in]0, 1[$, denotes the usual left continuous quantile function. The integral (2) becomes

$$\begin{aligned} S(X) &= \int_{-\infty}^{\infty} x d(v \circ F_X(x)) \\ &= \int_0^{\infty} v(1 - F_X(x)) dx - \int_{-\infty}^0 v(F_X(x)) dx. \end{aligned}$$

(Here and in the sequel we tacitly assume that these integrals exist and are finite, if necessary, under proper regularity conditions.) Obviously, for $v(t) = t$ the mean, $S(X) = \mu(X)$, is obtained. When v has a derivative v' , then

$$(3) \quad S(X) = \int_0^1 Q_X(t) v'(t) dt.$$

$S(X)$ is a spectral measure of endowment having *weight-generating function* v and *spectrum* v' . The function v is called a *distortion function* as it distorts the probabilities of results arising from X in a generally nonlinear way. With other words, $S(X)$ is a weighted mean of endowments, which serves as a *representative endowment*, being the aggregate evaluation of incomes weighted by their relevance to inequality. Observe that the representative endowment of a distribution that

gives everybody the same constant income equals the constant, hence $S(S(X)) = S(X)$. Thus, the representative endowment, if equally distributed in the population, yields the same welfare as the distribution of X and is therefore mentioned as the *equally distributed equivalent income*. Usually, to measure the degree of inequality, lower incomes are given more weight than higher ones, that is, the distortion function v is assumed to be concave. Then the spectral measure $S(X)$ is called *inequality averse*, and the representative income undermatches the mean income, $S(X) \leq \mu(X)$.

For an empirical distribution on x_1, \dots, x_n , one obtains a weighted mean of the ordered data,

$$S(X) = \sum_{i=1}^n x_{(i)} w_i, \quad \text{with } w_i = v\left(\frac{i}{n}\right) - v\left(\frac{i-1}{n}\right).$$

The *generalized Gini index* $G(X)$ compares $S(X)$ with the non-weighted mean $\mu(X)$,

$$(4) \quad G(X) = \mu(X) - S(X),$$

which for empirically distributed X is Mehran's index (1). Choosing $v(t) = 1 - (1-t)^\beta$, $\beta \geq 1$, produces the famous *S-Gini index* introduced by Donaldson and Weymark (1980), Donaldson and Weymark (1983) and Yitzhaki (1983),

$$(5) \quad G_S(X) = \mu(X) - S(X) = \int_0^1 Q_X(t)[1 - \beta(1-t)^{\beta-1}]dt.$$

Here, the parameter β indicates the *aversion towards inequality*: With increasing β , lower values of X get more weight. While (5) is the absolute S-Gini index, the relative index is given by $G_S(X)/\mu(X)$, provided $\mu(X) > 0$.

With an empirical distribution on x_1, \dots, x_n it holds

$$S(x_1, \dots, x_n) = \sum_{i=1}^n x_{(i)} \int_{\frac{i-1}{n}}^{\frac{i}{n}} \beta(1-t)^{\beta-1} dt = \sum_{i=1}^n x_{(i)} \left(\frac{n-i+1}{n} \right)^\beta - \left(\frac{n-i}{n} \right)^\beta.$$

Especially $\beta = 1$ yields $S(x_1, \dots, x_n) = \bar{x}$. For $\beta = 2$ obtain

$$\begin{aligned} S(x_1, \dots, x_n) &= \frac{1}{n^2} \sum_{i=1}^n x_{(i)} (2n - 2i + 1), \\ G_{abs}(x_1, \dots, x_n) &= \bar{x} - S(x_1, \dots, x_n) = \frac{1}{n^2} \sum_{i=1}^n x_{(i)} (2i - n + 1), \end{aligned}$$

the classical (absolute) *Gini index* (Gini, 1912).

In the sequel further parameterized families of weight-generating (= distortion) functions are considered, whose parameter $\alpha \in]0, 1]$ indicates the degree $\beta = \frac{1}{\alpha}$ of inequality aversion. With

$$(6) \quad s_\alpha(t) = \begin{cases} 0 & \text{if } t < \alpha, \\ 1 & \text{if } t \geq \alpha, \end{cases}$$

obtain $S(X) = Q_X(\alpha)$, the *highest income of the lower α -part* of the population.

Another interesting family is given by

$$(7) \quad r_\alpha(t) = \begin{cases} \frac{t}{\alpha} & \text{if } t < \alpha, \\ 1 & \text{if } t \geq \alpha, \end{cases}$$

This yields $S(X) = \frac{1}{\alpha} \int_{]-\infty, \alpha]} x dF_X(x)$, the *mean income of the lower α -part* of the population. Note that the r_α are concave, while the s_α are not.

Maccheroni et al. (2005) have introduced partial orderings of income distributions based on their representative incomes over a range of weight-generating functions as follows. Each element of W defines a rank-dependent weighting scheme by which incomes enter the social evaluation.

Let V be a subset of W and define: A random variable Y dominates another random variable X in V -dual stochastic dominance, $X \preceq_V Y$, if

$$\int_0^1 Q_X(t)dv(t) \leq \int_0^1 Q_Y(t)dv(t) \quad \text{for all } v \in V.$$

V can be a singleton or a more comprehensive set. With special choices for the class V of weight-generating functions, well known stochastic dominance (SD) relations arise:

- Let $V_1 = W$. $X \preceq_{V_1} Y$ is equivalent to usual *first degree SD*, that is

$$F_X(z) \geq F_Y(z) \quad \text{for all } z \in \mathbb{R}.$$

- Consider $V_{conc} = \{v \in W : v \text{ concave}, v' \text{ bounded}\}$. Then $X \preceq_{V_{conc}} Y$ is equivalent to usual *second degree concave SD*, that is

$$\int_{-\infty}^z F_X(x)dx \geq \int_{-\infty}^z F_Y(y)dy \quad \text{for all } z \in \mathbb{R}.$$

In this case Y is less dispersed than X .

- With $V_{conv} = \{v \in W : v \text{ convex}, v' \text{ bounded}\}$, $X \preceq_{V_{conv}} Y$ is equivalent to usual *second degree convex SD*, that is

$$\int_z^\infty F_X(x)dx \geq \int_z^\infty F_Y(y)dy \quad \text{for all } z.$$

Here, Y is more dispersed than X . Note that the two second degree dominance relations are linked by

$$X \preceq_{V_{conv}} Y \quad \Leftrightarrow \quad -Y \preceq_{V_{conc}} -X.$$

As a further example of V -dual stochastic dominance consider the following

Donaldson-Weymark dominance. It allows for different degrees of aversion to inequality. Let $DW(A) = \{v : v(t) = 1 - (1 - t)^\beta, \beta \in A\}$, where $A \subset [1, \infty[$. Then $X \preceq_{DW(A)} Y$ says that, measured by S-Gini index, the inequality of X is larger than that of Y for every aversion degree $\beta \in A$. Since $V_{DW(A)} \subset V_{conc}$, Donaldson-Weymark dominance is weaker than second degree concave stochastic dominance,

$$X \preceq_{V_{conc}} Y \quad \Rightarrow \quad X \preceq_{DW(A)} Y.$$

Instead of $S(X)$ one may likewise regard the upper interval $[S(X), \infty[$ as a *set-valued representation* of income and compare those representations by set inclusion. With (6) $[Q_X(\alpha), \infty[$ is the *income range of the upper* $(1 - \alpha)$ -part of the population, while with (7)

$$\left[\frac{1}{\alpha} \int_{]-\infty, \alpha]} x dF_X(x), \infty \right[$$

is the *range of incomes larger than the mean income of the lower* α -part.

3. UNIFORM GINI DOMINANCE IN SEVERAL DIMENSIONS

So far, a single attribute of inequality, say income, has been examined. Now let d attributes be under consideration, and v be a weight-generating function from V_{conc} . X denotes a random vector in \mathbb{R}^d depicting the distribution of d -variate endowments in a population. This includes the empirical case, where \mathbf{X} has a distribution giving equal mass $1/n$ to n points in d -space. For $\mathbf{p} \in S_+^{d-1}$ consider

$$(8) \quad S(\mathbf{p}'\mathbf{X}) = \int_0^1 Q_{\mathbf{p}'\mathbf{X}}(t)dv(t),$$

where S_+^{d-1} is the nonnegative part of the unit sphere in \mathbb{R}^d and $\mathbf{p}'\mathbf{X}$ denotes the inner product. \mathbf{p} may be seen as a vector of ‘prices’, that is, relative importance weights of attributes. For

a given vector \mathbf{p} , (8) is an amount of *representative ‘priced endowment’* or *aggregate value*. It measures inequality in the population; the smaller this amount, the larger is inequality. As v is concave, the measure $S(\mathbf{p}'\mathbf{X})$ is inequality averse and always smaller or equal to mean ‘priced endowment’ $\mu(\mathbf{p}'\mathbf{X})$. Thus, as in the single-dimensional case, the difference

$$(9) \quad \mu(\mathbf{p}'\mathbf{X}) - S(\mathbf{p}'\mathbf{X})$$

serves as a measure of inequality, and $S(\mathbf{p}'\mathbf{X})$ is an amount of individual aggregate value that, if equally distributed, would yield the same level of welfare as the given distribution. E.g., if $S(\mathbf{p}'\mathbf{X})/\mu(\mathbf{p}'\mathbf{X}) = 0.9$, only 90 percent of total aggregate value would be needed for the same welfare level under equal distribution. Or, if $S(\mathbf{p}'\mathbf{Y})/\mu(\mathbf{p}'\mathbf{X}) = 1.05$, the distribution of \mathbf{Y} yields a five percent welfare gain over the distribution of \mathbf{X} . Here, welfare is defined in terms of individual aggregate value only. This does include a possible substitution of attribute levels; each individual can change her/his relative levels under the condition of a given aggregate value.

Observe that in (8) the individual data of wellbeing is

- first aggregated over the attributes by an additive score,
- and then evaluated over the population.

Also Tsui (1995) constructs multivariate inequality indices that aggregate the data in two steps. But different from the present approach he aggregates first over the attributes on an individual level and then over the population. The same is done in the index of Gajdos and Weymark (2005).

Two distributions, those of \mathbf{X} and \mathbf{Y} , may be compared by the index (8) if some vector \mathbf{p} of attribute weights is given. But in an applied setting, this will be rarely the case. Therefore, we introduce a uniform ordering that allows for uncertainty about \mathbf{p} :

DEFINITION 1. For $v \in V_{conc}$, $\mathbf{X} \preceq_v \mathbf{Y}$ if

$$(10) \quad \int_0^1 Q_{\mathbf{p}'\mathbf{X}}(t)dv(t) \leq \int_0^1 Q_{\mathbf{p}'\mathbf{Y}}(t)dv(t) \quad \text{for all } \mathbf{p} \in S_+^{d-1},$$

in words, \mathbf{X} is less v -equal than \mathbf{Y} in uniform Gini dominance.

In case some information on the range \mathbf{p} is available, say $\mathbf{p} \in P \subset S_+^{d-1}$, the condition (10) may be weakened to $\mathbf{p} \in P$. This is called *P-uniform Gini dominance*.

In what follows a set-valued representative endowment is constructed, which is a subset of \mathbb{R}^d and reflects the given inequality posture as well as the total (or partial) uncertainty about attribute weights.

4. CONVEX COMPACTS AND REPRESENTATIVE ENDOWMENTS

As a visual device to depict and compare the multivariate inequality of \mathbf{X} , convex sets in d -space are introduced whose upper extension will serve as a convex representative endowment. Those sets are characterized by their support functions.

The *support function* h_K of a non-empty closed convex set $K \subset \mathbb{R}^d$ is defined as

$$h_K : \mathbb{R}^d \rightarrow \mathbb{R} \cup \{\infty\}, \quad h_K(\mathbf{p}) = \max\{\mathbf{p}'\mathbf{x} \mid \mathbf{x} \in K\}.$$

The support function gives, for each direction $\mathbf{p} \in S^{d-1}$, the distance between the origin and the tangent hyperplane in outer direction \mathbf{p} ; its values are finite if and only if K is compact. A support function is convex and positive homogeneous of degree 1. On the other hand, every such function characterizes a unique closed convex set. Moreover, the inclusion of two closed convex sets, K and L , is simply described by their support functions: $K \subset L$ if and only if $h_K(\mathbf{p}) \leq h_L(\mathbf{p})$ for all $\mathbf{p} \in S^{d-1}$. For these and more properties, see e.g. Rockafellar (1970).

Consider a function $w \in V_{conv}$, that is, w is convex, increasing and continuous with $w(0) = 0$, $w(1) = 1$, w' being bounded, and assume that $E[||\mathbf{X}'||]$ is finite. Then the function

$$(11) \quad h(\mathbf{p}) = \int_0^1 Q_{\mathbf{p}'\mathbf{X}}(t) dw(t), \quad \mathbf{p} \in S^{d-1},$$

is obviously positive homogenous. It is also convex and takes always finite values (Dyckerhoff and Mosler, 2012, Proposition 1). Therefore, (11) is the support function of a compact convex set $C(\mathbf{X}, w)$ in \mathbb{R}^d .

Note that, given \mathbf{p} , the support function (11) resembles the representation (8) of univariate inequality but is based on a convex distortion function w instead of a concave one. Let $v \in V_{conc}$ and \tilde{v} denote its *dual distortion function*, $\tilde{v}(t) = 1 - v(1 - t)$. Then \tilde{v} is convex, $\tilde{v} \in V_{conv}$, and for any $\mathbf{p} \in S_+^{d-1}$ it holds

$$(12) \quad S(\mathbf{p}'\mathbf{X}) = \int_0^1 Q_{\mathbf{p}'\mathbf{X}}(t) dv(t) = h_{C(\mathbf{X}, \tilde{v})}(-\mathbf{p}).$$

The last equation follows from Lemma 1 in Appendix A.

Thus, for $v \in V_{conc}$ and any $\mathbf{p} \in S_+^{d-1}$, $S(\mathbf{p}'\mathbf{X})$ equals the distance of the tangent hyperplane to $C(\mathbf{X}, \tilde{v})$ in direction $-\mathbf{p}$ from the origin. The touching points of these hyperplanes form the *lower border* of $C(\mathbf{X}, \tilde{v})$, that is, its set of *Pareto minima*. As in the single-dimensioned case, include all points lying above this lower border and define:

DEFINITION 2.

$$C^+(\mathbf{X}, \tilde{v}) = C(\mathbf{X}, \tilde{v}) \oplus \mathbb{R}_+^d$$

is the convex representative endowment of distribution \mathbf{X} under the weight-generating function v . Its lower border is mentioned as the multi-dimensioned representative endowment (MRE).

Here, \oplus means *Minkowski addition* of sets, $A \oplus B = \{a + b \mid a \in A, b \in B\}$. Then the support function of $C^+(\mathbf{X}, \tilde{v})$ is given by

$$(13) \quad h_{C^+(\mathbf{X}, \tilde{v})}(-\mathbf{p}) = \begin{cases} h_{C(\mathbf{X}, \tilde{v})}(-\mathbf{p}), & \text{if } \mathbf{p} \in S_+^{d-1}, \\ \infty, & \text{otherwise.} \end{cases}$$

For two distributions of \mathbf{X} and \mathbf{Y} , it holds $C^+(\mathbf{X}, \tilde{v}) \subset C^+(\mathbf{Y}, \tilde{v})$ if and only if $h_{C^+(\mathbf{X}, \tilde{v})}(\mathbf{p}) \leq h_{C^+(\mathbf{Y}, \tilde{v})}(\mathbf{p})$ for all $\mathbf{p} \in S_+^{d-1}$, equivalently, by (13) and (12), if $\int_0^1 Q_{\mathbf{p}'\mathbf{X}}(t) d\tilde{v}(t) \leq \int_0^1 Q_{\mathbf{p}'\mathbf{Y}}(t) d\tilde{v}(t)$ whenever $-\mathbf{p} \in S_+^{d-1}$. This again is tantamount saying that $\mathbf{X} \preceq_v \mathbf{Y}$. The following Proposition says that the inclusion of convex representative endowments is equivalent to uniform Gini dominance:

PROPOSITION 1. Let $v \in V_{conc}$. Then $\mathbf{X} \preceq_v \mathbf{Y}$ if and only if $C^+(\mathbf{X}, \tilde{v}) \subset C^+(\mathbf{Y}, \tilde{v})$.

When the data is transformed by a positive affine-linear transformation, the convex representative endowment alters in the same way:

PROPOSITION 2. Consider an $m \times d$ matrix A , $A \geq 0$, and $\mathbf{b} \in \mathbb{R}^m$. Then

$$(14) \quad C^+(A\mathbf{X} + \mathbf{b}, \tilde{v}) = AC^+(\mathbf{X}, \tilde{v}) + \mathbf{b}.$$

For all proofs, see Appendix A. Note that the Proposition holds for any non-negative matrix A , particularly for any projection matrix. We get:

COROLLARY 1. The convex representative endowment of a d -variate distribution restricted to attributes $j \in J \subset \{1, 2, \dots, d\}$ equals the projection of the d -variate convex representative endowment to the subspace having indices $j \in J$.

5. PARAMETERIZING INEQUALITY AVERSION

For a single attribute, the S-Gini index and the related representative endowment provide a family of measures which is parameterized by the degree of aversion to inequality. Similarly, with multi-dimensioned endowments we introduce families of weight-generating functions depending

country	abbr.	EU since	country	abbr.	EU since
Austria	AU	1995	Belgium	BE	1957
Bulgaria	BG	2007	Croatia	CR	2013
Cyprus	CY	2004	Czech Republic	CZ	2004
Denmark	DK	1973	Estonia	ET	2004
Finland	FI	1995	France	FR	1957
Germany	GE	1957	Greece	GR	1981
Hungary	HU	2004	Ireland	IR	1973
Italy	IT	1957	Latvia	LT	2004
Lithuania	LT	2004	Luxembourg	LU	1957
Malta	MA	2004	Netherlands	NL	1957
Poland	PL	2004	Portugal	PT	1986
Romania	RO	2007	Slovakia	SK	2004
Slovenia	SN	2004	Spain	SP	1986
Sweden	SW	1995	United Kingdom	UK	1973

TABLE 1

European countries and year of accession to EU or its predecessors.

on a parameter of inequality aversion. Let $R = \{r_\alpha\}_{\alpha \in [0,1]}$ be a family of functions from V_{conc} with

$$(15) \quad \alpha \mapsto r_\alpha(t) \quad \text{increasing for every } t.$$

If $\alpha > \beta$, the graph of r_α lies above that of r_β . That is, regarded as probability distribution functions, r_β dominates r_α in first degree stochastic dominance. Therefore with any $\mathbf{p} \in S^{d-1}$ it follows that

$$\int_0^1 Q_{\mathbf{p}'\mathbf{X}}(t) dr_\alpha(t) \leq \int_0^1 Q_{\mathbf{p}'\mathbf{X}}(t) dr_\beta(t),$$

since the integrand increases with t . With (13) and (12) obtain

PROPOSITION 3. Consider $R = \{r_\alpha\}_{0 < \alpha \leq 1} \subset V_{conc}$ satisfying (15). Then

$$\alpha > \beta \quad \Rightarrow \quad C^+(\mathbf{X}, \tilde{r}_\alpha) \subset C^+(\mathbf{X}, \tilde{r}_\beta).$$

The Proposition says that for any $\mathbf{p} \in S_+^{d-1}$ the degree of inequality increases as α increases. Thus, α serves as a parameter of inequality aversion.

Let us look at two examples of such families R . First consider the family $R_{zon} = \{r_\alpha\}_{0 < \alpha \leq 1}$ of concave distortion functions (7)

$$r_\alpha(t) = \frac{t}{\alpha} \wedge 1 = \begin{cases} \frac{t}{\alpha}, & \text{if } 0 \leq t \leq \alpha, \\ 1, & \text{if } \alpha < t \leq 1, \end{cases}$$

hence $\tilde{r}_\alpha(t) = 0 \vee (t - 1 + \alpha)/\alpha$. The resulting sets $C(\mathbf{X}, 0 \vee (t - 1 + \alpha)/\alpha)$ are mentioned as *zonoid regions* (Koshevoy and Mosler (1997b)).

Another useful family of concave distortion functions is the *Donaldson-Weymark class* $R_{DW} = \{r_\alpha\}_{0 < \alpha \leq 1}$,

$$r_\alpha(t) = 1 - (1 - t)^{1/\alpha}, \quad 0 \leq t \leq 1,$$

as used in the univariate S-Gini index (5) with $\beta = \frac{1}{\alpha}$. It yields $\tilde{r}_\alpha(t) = t^{1/\alpha}$ and the so called *continuous ECH* regions* (Cascos, 2007). Note that Galichon and Henry (2012) employ this weight generating function with $\alpha = 1/2$.

We illustrate the R_{DW} -based MREs by an example of inequality between countries, *viz.* the members of the European Union in 2015 (see Table 1, considering two attributes: life expectancy at birth and GDP per capita, being measured in constant prices. The data is listed in Tables 2 and 3, Appendix B. These attributes are incommensurable and necessitate a bivariate approach. As no common unit of measurement exists, any nonnegative vector \mathbf{p} of relative attribute weights is considered. Figure 1 exhibits R_{DW} -based MREs in the years 2000 and 2015, for various values of inequality aversion $1/\alpha$. Figure 2 demonstrates their change over time for $1/\alpha = 2$ and $\alpha = 14/3$.

The two figures show that for these data all MREs are close to upper quadrants. The curved parts of them are rather small, which means that the effect of different weight vectors \mathbf{p} is almost

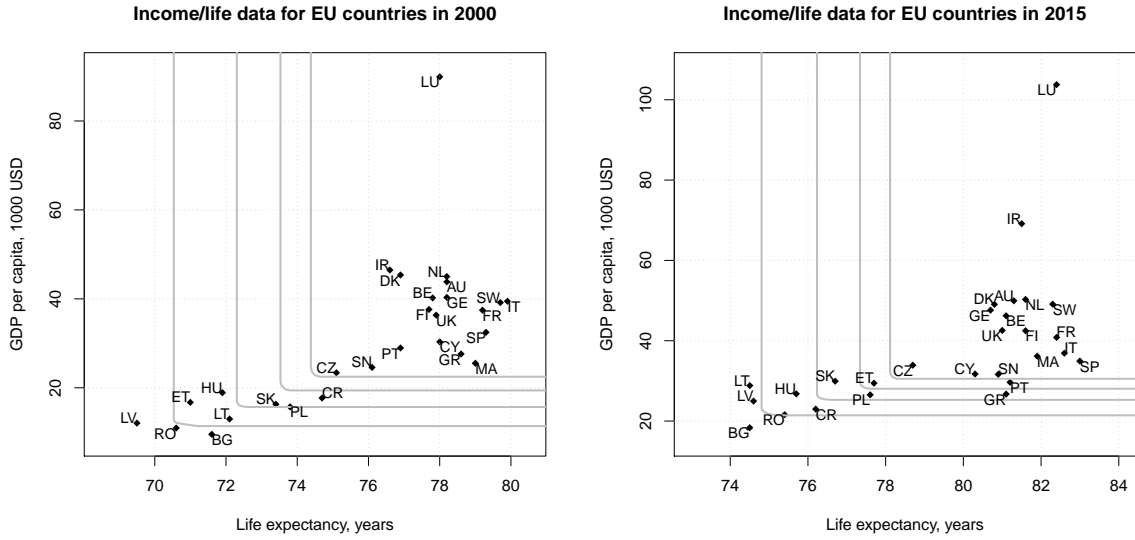


Fig 1: R_{DW} -based representative endowments of European countries (later EU-28) regarding life expectancy (years) and per capita GDP (1000 USD) in 2000 (left panel) and 2015 (right panel). Inequality aversion is $1/\alpha = 2, 14/5, 14/3, 7$, lowest at the upper right curve and increasing to the lower left one.

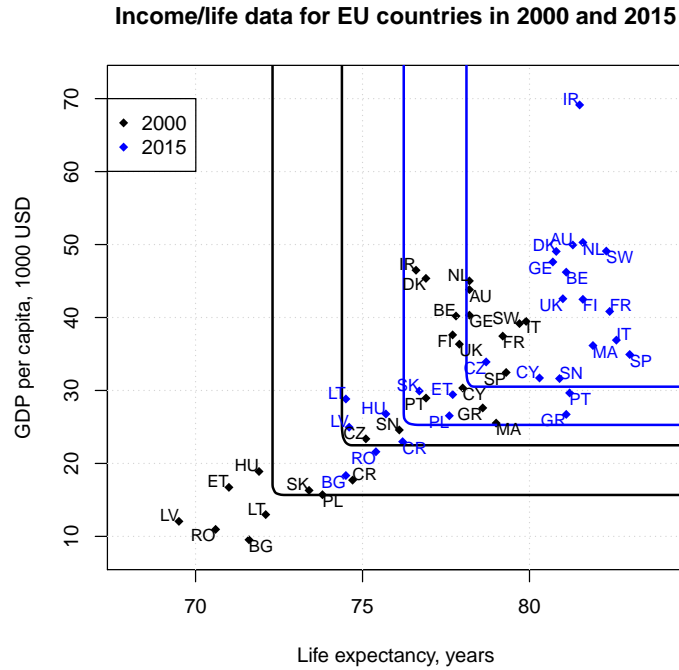


Fig 2: Comparison of R_{DW} -based representative endowments of European countries (EU-28) regarding life expectancy (years) and per capita GDP (1000 USD) in 2000 (black) and in 2015 (blue). Inequality aversion is $1/\alpha = 2$ (upper right curves) resp. $14/3$ (lower left curves).

negligible. Each MRE divides the countries into two groups, one above and one below the line. E.g. for $1/\alpha = 2$ (upper right lines), which corresponds to the usual univariate Gini index, we see that in 2000 the countries below the MRE line consist of the East European states (besides Czechia and Slovenia), while all then members of the European Union are clearly above the line. In 2015, after the Eastern countries entered the European Union, this divide remains (only Portugal and Greece move to the lower part), but the relative positions of Eastern countries changes, which is further described by MREs with lower degrees of inequality aversion $1/\alpha$. Figure 2 emphasizes the movement of MREs over time: For each α , the MRE in 2015 lies above that in 2000, which means that the distribution in 2015 is less unequal in uniform Gini dominance than that in 2000.

While different classes of distortion functions provide different representative endowments, results appear to be similar in a qualitative sense. Figure 3 in Appendix B shows the respective MREs based on the class of distortion functions (7).

6. PROPERTIES OF UNIFORM GINI DOMINANCE

Uniform Gini dominance, $\mathbf{X} \preceq_v \mathbf{Y}$, means that \mathbf{X} is less unequal than \mathbf{Y} , given a function $v \in V_{conc}$ that generates the inequality weights. This Section presents aspects of \preceq_v as an ordering of variability and its relations to known stochastic orderings of distributions. Proposition 4 states two properties of \preceq_v that are typical for a variability ordering:

PROPOSITION 4. *For any $v \in V_{conc}$ it holds*

- (i) $E[\mathbf{X}] \preceq_v \mathbf{X}$, where $E[\mathbf{X}]$ has a one-point distribution at the mean,
- (ii) $\mathbf{X} - E[\mathbf{X}] \preceq_v \beta(\mathbf{X} - E[\mathbf{X}])$ if $\beta \geq 1$.

For proof see Appendix A. The Proposition says that the distribution of \mathbf{X} is more v -unequal than the one-point distribution at $E[\mathbf{X}]$ and that, for any $\beta \geq 1$, the distribution of $\mathbf{X} - E[\mathbf{X}]$ is less v -unequal than the ‘blown-up’ distribution of $\beta[\mathbf{X} - E[\mathbf{X}]]$. The next two propositions are about projections and the ordering of expectations.

PROPOSITION 5. *For any $v \in V_{conc}$, $\mathbf{X} \preceq_v \mathbf{Y}$ implies $\mathbf{X}_J \preceq_v \mathbf{Y}_J$, \mathbf{X}_J and \mathbf{Y}_J being the subvectors regarding any subset $J \subset \{1, 2, \dots, d\}$ of indices.*

Observe that \mathbf{X}_J is obtained from \mathbf{X} with a projection matrix A_J , $\mathbf{X}_J = A_J \mathbf{X}$; similarly \mathbf{Y}_J . The claim thus follows from the affine equivariance of representative endowments, i.e. Proposition 2. From Proposition 5 it is clear that uniform Gini dominance persists if some of the attributes are dropped.

PROPOSITION 6. $\mathbf{X} \preceq_{id} \mathbf{Y} \Rightarrow E[\mathbf{X}] \geq E[\mathbf{Y}]$, where id is the identity function on $[0, 1]$.

Next, let us compare uniform Gini dominance relations with several known stochastic orders. *Multivariate stochastic order* \geq_{st} on the space of d -variate random vectors is defined by $\mathbf{X} \geq_{st} \mathbf{Y}$ if $E[g(\mathbf{X})] \geq E[g(\mathbf{Y})]$ for all componentwise increasing functions $g : \mathbb{R}^d \rightarrow \mathbb{R}$.

PROPOSITION 7. *It holds that $\mathbf{Y} \leq_{st} \mathbf{X}$ implies $\mathbf{X} \preceq_v \mathbf{Y}$ for all $v \in V_{conc}$.*

Hence from multivariate stochastic order follows uniform Gini dominance for functions v in any subset of V_{conc} . In view of this one may consider Gini dominance relations that are uniform not only in attribute weights, *viz.* the vector \mathbf{p} , but also in their attitude to inequality aversion, which is described by some family of functions v .

Let $\mathbf{X} \preceq_R \mathbf{Y}$ denote uniform Gini dominance for all v in $R \subset V_{conc}$, in words, \mathbf{X} is *less R -unequal* than \mathbf{Y} in uniform Gini dominance. If R is parameterized according to (15) this kind of Gini dominance is doubly uniform in attribute weights as well as in the parameter α of inequality aversion. From Proposition 7 follows that, for any $R \subset V_{conc}$, \mathbf{X} is less R -unequal than \mathbf{Y} if \mathbf{X} is less than \mathbf{Y} in multivariate stochastic order,

$$(16) \quad \mathbf{X} \leq_{st} \mathbf{Y} \quad \Rightarrow \quad \mathbf{X} \preceq_R \mathbf{Y}.$$

In particular, if $R = \{r_\alpha\}_{0 < \alpha \leq 1}$ is a family of functions satisfying (15), the ordering \preceq_R is known in the literature as *positive weighted-mean order* (Dyckerhoff and Mosler, 2011). Consider the special case $R = R_{zon}$. The positive weighted-mean order $\preceq_{R_{zon}}$, based on the zonoid regions, is also known as *weak price submajorization*; see (Mosler, 2002, Sec. 9.4).

All Gini dominance relations are orderings of variability. It can be shown that they are implied by the (inverse) convex stochastic order $\leq_{\overline{conv}}$ in \mathbb{R}^d , defined as $\mathbf{X} \leq_{\overline{conv}} \mathbf{Y}$ if $E[g(\mathbf{X})] \geq E[g(\mathbf{Y})]$ for all convex functions $g : \mathbb{R}^d \rightarrow \mathbb{R}$. Moreover, the weak price submajorization $\preceq_{R_{zon}}$ implies any positive weighted-mean order. For proof, see (Dyckerhoff and Mosler, 2012, Propositions 11 and 12). Altogether, the orderings relate as follows:

PROPOSITION 8.

$$(17) \quad \mathbf{X} \leq_{\overline{conv}} \mathbf{Y} \Rightarrow \mathbf{X} \preceq_{R_{zon}} \mathbf{Y} \Rightarrow \mathbf{X} \preceq_R \mathbf{Y} \text{ for any } R \subset V_{conc} \text{ that satisfies (15)}.$$

However, the reverse implications in (17) are generally wrong. Weak price majorization does not imply convex stochastic order, and there exist weighted-mean orderings \preceq_R which are not equivalent to $\preceq_{R_{zon}}$; see Dyckerhoff and Mosler (2012).

7. STATISTICAL AND COMPUTATIONAL ISSUES

For the comparison of inequality in multiple attributes set-valued representative endowments have been introduced as well as uniform Gini dominance orderings. We conclude the paper by some remarks on computational and statistical issues that arise when these notions are used with data. Consider data in \mathbb{R}^d , $d \geq 2$, that is, an empirically distributed \mathbf{X} . To numerically determine the convex representative endowment $C^+(\mathbf{X}, \tilde{v})$ for a given concave function v that generates the inequality weights, the exact algorithm of Bazovkin and Mosler (2012) may be used. This procedure calculates the set $C(\mathbf{X}, \tilde{v})$, a so called weighted-mean (WM) region. Its lower boundary coincides with the lower boundary of $C^+(\mathbf{X}, \tilde{v})$, which corresponds to attribute weight vectors $\mathbf{p} \geq 0$. The algorithm constructs the WM region *by its facets*, that is, step-by-step building the surface of the convex polytope in \mathbb{R}^d . It can be easily restricted to some part of the lower boundary, that is, a specified set P of attribute weights \mathbf{p} .

In a sampling context one may ask whether a sample of d -variate representative endowments converges to the representative endowment of the underlying probability distribution. Consider an i.i.d. sample $\mathbf{X}_1, \mathbf{X}_2, \dots, \mathbf{X}_n, \dots$ from \mathbf{X} in \mathbb{R}^d and the sequence of representative endowments $C^+(\mathbf{X}_n, \tilde{r}_n)$. Dyckerhoff and Mosler (2012) have shown a strong law of large numbers: If $\tilde{r}_n(t) \in V_{conc}$ converges pointwise to some $\tilde{r}(t)$ and $\sup_n \tilde{r}_n'(1) < \infty$, then $C(\mathbf{X}_n, \tilde{r}_n)$ converges to $C(\mathbf{X}, \tilde{r})$ in Hausdorff metric with probability one, which is tantamount saying that

$$Prob[\lim_n h_C(\mathbf{X}_n, \tilde{r}_n)(\mathbf{p}) = h_C(\mathbf{X}, \tilde{r})(\mathbf{p}) \text{ for all } \mathbf{p} \in S^{d-1}] = 1.$$

Then, the same convergence result holds for $C^+(\mathbf{X}_n, \tilde{r}_n)$ and $C^+(\mathbf{X}, \tilde{r})$. We conclude that the empirical MRE is a strongly consistent estimator of its theoretical counterpart $C^+(\mathbf{X}, \tilde{r})$.

APPENDIX A

LEMMA 1. Let $v \in V_{conc}$ and \tilde{v} denote its dual distortion function, $\tilde{v}(t) = 1 - v(1 - t)$. Then for any $\mathbf{p} \in S^{d-1}$ and $\mathbf{b} \in \mathbb{R}^d$ it holds

$$S(\mathbf{p}'(\mathbf{X} + \mathbf{b})) = \int_0^1 Q_{\mathbf{p}'(\mathbf{X} + \mathbf{b})}(t) dv(t) = h_C(\mathbf{X} - \mathbf{b}, \tilde{v})(-\mathbf{p}).$$

Proof:

$$\begin{aligned}
S(\mathbf{p}'\mathbf{X} + \mathbf{b}) &= \int_0^1 Q_{\mathbf{p}'(\mathbf{X}+\mathbf{b})}(t) dv(t) \\
&= \int_0^1 [Q_{\mathbf{p}'\mathbf{X}}(t) + \mathbf{p}'\mathbf{b}] d(1 - \tilde{v}(1-t)) \\
&= \int_0^1 [Q_{\mathbf{p}'\mathbf{X}}(1-s) + \mathbf{p}'\mathbf{b}] d\tilde{v}(s) \\
&= \int_0^1 [Q_{-\mathbf{p}'\mathbf{X}}(s) + \mathbf{p}'\mathbf{b}] d\tilde{v}(s) \\
&= \int_0^1 Q_{-\mathbf{p}'(\mathbf{X}-\mathbf{b})}(s) d\tilde{v}(s) \\
&= h_{C(\mathbf{X}-\mathbf{b}, \tilde{v})}(-\mathbf{p}).
\end{aligned}$$

□

Proof of Proposition 2: Let $A \in \mathbb{R}_+^{m \times d}$, $\mathbf{b} \in \mathbb{R}^m$, and $\mathbf{p} \in S_+^{m-1}$. Then we have $A'\mathbf{p} \geq 0$ and

$$\begin{aligned}
h_{C^+(A\mathbf{X}+\mathbf{b}, \tilde{v})}(-\mathbf{p}) &= \int_0^1 Q_{\mathbf{p}'(A\mathbf{X}+\mathbf{b})}(t) dv(t) \\
&= \int_0^1 Q_{(A'\mathbf{p})'\mathbf{X}+\mathbf{p}'\mathbf{b}}(t) dv(t) \\
(18) \quad &= h_{C^+(\mathbf{X}, \tilde{v})}(-A'\mathbf{p}) - \mathbf{p}'\mathbf{b} \\
&= h_{C^+(A\mathbf{X}+\mathbf{b}, \tilde{v})}(-\mathbf{p}).
\end{aligned}$$

The last equation holds since $h_K(A'\mathbf{p}) + \mathbf{b} = h_{AK+\mathbf{b}}(\mathbf{p})$ for any closed convex K , while the next to last equation (18) is based on Lemma 11 and the homogeneity of the support function. If $\mathbf{p} \notin S_+^{d-1}$, obtain $h_{C^+(A\mathbf{X}+\mathbf{b}, \tilde{v})}(-\mathbf{p}) = \infty$ as well as $h_{AC^+(\mathbf{X})}(-\mathbf{p}) = h_{AC^+(\mathbf{X})+\mathbf{b}}(-\mathbf{p}) = \infty$. We conclude $h_{C^+(A\mathbf{X}+\mathbf{b}, \tilde{v})}(\mathbf{p}) = h_{AC^+(\mathbf{X}, \tilde{v})+\mathbf{b}}(\mathbf{p})$ for all $\mathbf{p} \in S^{d-1}$, which yields the claim (14). □

Proof of Proposition 4: (i): Seen as probability distribution functions, \tilde{v} dominates the identity function $w(t) = t$ in first degree stochastic dominance. Hence $\int_0^1 \phi(t)dt \leq \int_0^1 \phi(t)d\tilde{v}(t)$ for any increasing function ϕ , in particular, for the quantile function $\phi(t) = Q_{\mathbf{p}'\mathbf{X}}(t)$. It follows, for all $-\mathbf{p} \in S_+^{d-1}$,

$$(19) \quad \int_0^1 Q_{\mathbf{p}'E[\mathbf{X}]}(t)d\tilde{v}(t) = \mathbf{p}'E[\mathbf{X}] = \int_0^1 Q_{\mathbf{p}'\mathbf{X}}(t)dt \leq \int_0^1 Q_{\mathbf{p}'\mathbf{X}}(t)d\tilde{v}(t),$$

which is equivalent to $C^+(E[\mathbf{X}], \tilde{v}) \subset C^+(\mathbf{X}, \tilde{v})$, hence $E[\mathbf{X}] \preceq_v \mathbf{X}$.

(ii): From (19) follows that $E[\mathbf{X}] \in C^+(\mathbf{X}, \tilde{v})$. Affine equivariance (Proposition 2) implies that $C^+(\beta(\mathbf{X} - E[\mathbf{X}]), \tilde{v}) = \beta C^+(\mathbf{X} - E[\mathbf{X}], \tilde{v})$, and that $C^+(\mathbf{X} - E[\mathbf{X}], \tilde{v}) = C^+(\mathbf{X}, \tilde{v}) - E[\mathbf{X}]$ contains the origin. As $C^+(\mathbf{X} - E[\mathbf{X}], \tilde{v})$ is convex, multiplication with a factor $\beta \geq 1$ yields a superset, $\beta C^+(\mathbf{X} - E[\mathbf{X}], \tilde{v}) \supset C^+(\mathbf{X} - E[\mathbf{X}], \tilde{v})$. It follows $\mathbf{X} - E[\mathbf{X}] \preceq_v \beta(\mathbf{X} - E[\mathbf{X}])$. □

Proof of Proposition 6: The support function of $C^+(\mathbf{X}, \tilde{id}) = C^+(\mathbf{X}, id)$ is given by $\mathbf{p} \mapsto \int_0^1 Q_{\mathbf{p}'\mathbf{X}}(t)dt = E[\mathbf{p}'\mathbf{X}]$, $-\mathbf{p} \in S_+^{d-1}$; the same for $C^+(\mathbf{Y}, id)$. $\mathbf{X} \preceq_{id} \mathbf{Y}$ is equivalent to the ordering of these support functions, hence to $E[\mathbf{p}'\mathbf{X}] \leq E[\mathbf{p}'\mathbf{Y}]$, $-\mathbf{p} \in S_+^{d-1}$. It follows $E[-\mathbf{X}] \leq E[-\mathbf{Y}]$ and thus $E[\mathbf{X}] \geq E[\mathbf{Y}]$. □

Proof of Proposition 7: For any $\mathbf{p} \geq 0$ and any increasing function $h : \mathbb{R} \rightarrow \mathbb{R}$ the function $\mathbf{X} \mapsto h(\mathbf{p}'\mathbf{X})$ is increasing, too. Hence from $\mathbf{X} \geq_{st} \mathbf{Y}$ follows that $E[h(\mathbf{p}'\mathbf{X})] \geq E[h(\mathbf{p}'\mathbf{Y})]$ holds for all increasing h and thus $\mathbf{p}'\mathbf{X} \geq_1 \mathbf{p}'\mathbf{Y}$ for all $\mathbf{p} \geq 0$. We conclude $\mathbf{p}'\mathbf{X} \leq_1 \mathbf{p}'\mathbf{Y}$ if $\mathbf{p} \leq 0$. Further,

$$\begin{aligned}
\mathbf{p}'\mathbf{X} \leq_1 \mathbf{p}'\mathbf{Y} &\Leftrightarrow F_{\mathbf{p}'\mathbf{X}}(z) \geq F_{\mathbf{p}'\mathbf{Y}}(z) \text{ for all } z \in \mathbb{R} \\
&\Leftrightarrow Q_{\mathbf{p}'\mathbf{X}}(t) \leq Q_{\mathbf{p}'\mathbf{Y}}(t) \text{ for all } t \in]0, 1] \\
&\Rightarrow \int_0^1 Q_{\mathbf{p}'\mathbf{X}}(t)d\tilde{v}(t) \leq \int_0^1 Q_{\mathbf{p}'\mathbf{Y}}(t)d\tilde{v}(t) \text{ for all } v \in V_{conc}.
\end{aligned}$$

As this holds for all $\mathbf{p} \leq 0$ we get $C^+(\mathbf{X}, \tilde{v}) \subset C^+(\mathbf{Y}, \tilde{v})$, hence $\mathbf{X} \preceq_v \mathbf{Y}$. □

2000				2000			
country		life exp.	GDP	country		life exp.	GDP
Austria	AU	78.2	43826	Belgium	BE	77.8	40204
Bulgaria	BG	71.6	9537	Croatia	CR	74.7	17707
Cyprus	CY	78.0	30338	Czech Republic	CZ	75.1	23370
Denmark	DK	76.9	45363	Estonia	ET	71.0	16719
Finland	FI	77.7	37615	France	FR	79.2	37450
Germany	GE	78.2	40320	Greece	GR	78.6	27608
Hungary	HU	71.9	18897	Ireland	IR	76.6	46480
Italy	IT	79.9	39472	Latvia	LT	69.5	12061
Lithuania	LT	72.1	12985	Luxembourg	LU	78.0	89924
Malta	MA	79.0	25525	Netherlands	NL	78.2	45017
Poland	PL	73.8	15712	Portugal	PT	76.9	28960
Romania	RO	70.6	10961	Slovakia	SK	73.4	16303
Slovenia	SN	76.1	24583	Spain	SP	79.3	32468
Sweden	SW	79.7	39169	United Kingdom	UK	77.9	36344

TABLE 2

Life expectancy (years) and per capita GDP (1000 USD) of 28 European countries (later EU-28) in 2000. Source: OECD and UN.

2015				2015			
country		life exp.	GDP	country		life exp.	GDP
Austria	AU	81.3	49942	Belgium	BE	81.1	46214
Bulgaria	BG	74.5	18343	Croatia	CR	76.2	22981
Cyprus	CY	80.3	31714	Czech Republic	CZ	78.7	33909
Denmark	DK	80.8	49058	Estonia	ET	77.7	29436
Finland	FI	81.6	42490	France	FR	82.4	40830
Germany	GE	80.7	47610	Greece	GR	81.1	26721
Hungary	HU	75.7	26777	Ireland	IR	81.5	69134
Italy	IT	82.6	36899	Latvia	LT	74.6	24964
Lithuania	LT	74.5	28834	Luxembourg	LU	82.4	103760
Malta	MA	81.9	36157	Netherlands	NL	81.6	50288
Poland	PL	77.6	26535	Portugal	PT	81.2	29661
Romania	RO	75.4	21599	Slovakia	SK	76.7	29928
Slovenia	SN	80.9	31632	Spain	SP	83.0	34929
Sweden	SW	82.3	49103	United Kingdom	UK	81.0	42572

TABLE 3

Life expectancy (years) and per capita GDP (1000 USD) of 28 European countries (EU-28) in 2015. Source: OECD and UN.

APPENDIX B

This appendix contains the data of the numerical example (Tables 2 and 3) and the pertaining representative endowments based on the class (7) of distortion functions (Figure 3).

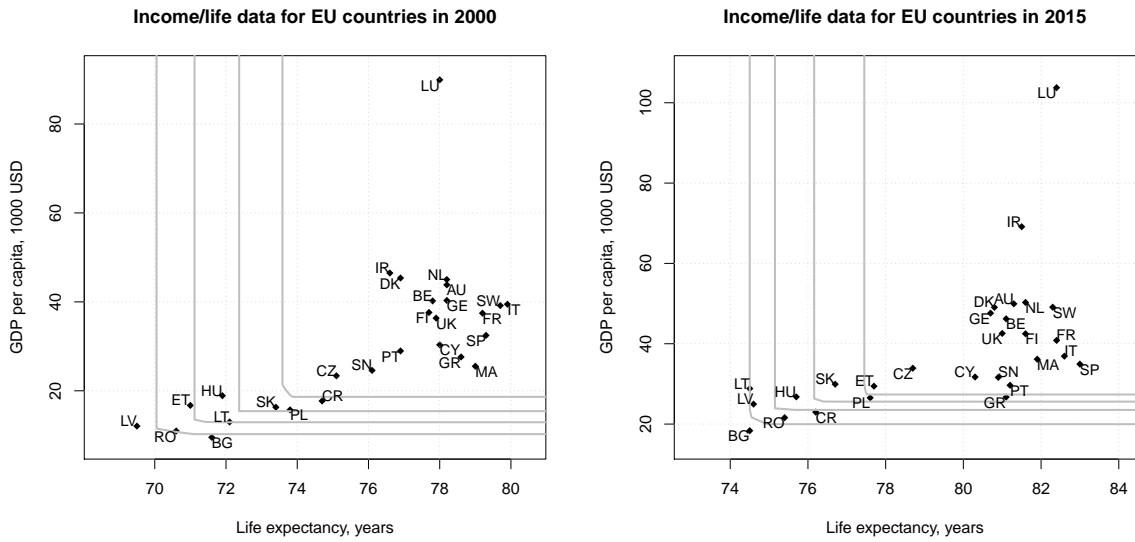


Fig 3: Representative endowments of European countries regarding life expectancy (years) and per capita GDP (1000 USD) in 2000 (left panel) and 2015 (right panel) based on the class (7) of distortion functions. Inequality aversion is $1/\alpha = 2, 14/5, 14/3, 7$, lowest at the upper right curve and increasing to the lower left one.

ACKNOWLEDGEMENTS

I'm greatly indebted to Pavlo Mozharovskyi for preparing the figures and to Friedrich Schmid for his remarks on a previous version of the paper.

REFERENCES

- ANDREOLI, F. and ZOLI, C. (2020). From unidimensional to multidimensional inequality: A review. *Metron* **78**, 5–42.
- BAZOVKIN, P. and MOSLER, K. (2012). An Exact Algorithm for Weighted-Mean Trimmed Regions in Any Dimension. *Journal of Statistical Software, Articles* **47**, 1–29.
- CASCOS, I. (2007). The expected convex hull trimmed regions of a sample. *Computational Statistics* **22**, 557–569.
- DONALDSON, D. and WEYMARK, J. A. (1980). A single-parameter generalization of the Gini indices of inequality. *Journal of Economic Theory* **22**, 67–86.
- DONALDSON, D. and WEYMARK, J. A. (1983). Ethically flexible Gini indices for income distributions in the continuum. *Journal of Economic Theory* **29**, 353–358.
- DYCKERHOFF, R. and MOSLER, K. (2011). Weighted-mean trimming of multivariate data. *Journal of Multivariate Analysis*, **102**, 405–421.
- DYCKERHOFF, R. and MOSLER, K. (2012). Weighted-mean regions of a probability distribution. *Statistics and Probability Letters* **82**, 318–325.
- GAJDOS, T. and WEYMARK, J. A. (2005). Multidimensional generalized Gini indices. *Economic Theory* **26**, 471–496.
- GALICHON, A. and HENRY, M. (2012). Dual theory of choice with multivariate risks. *Journal of Economic Theory* **147**, 1501–1516.
- GINI, C. (1912). *Variabilità e Mutabilità: Contributo allo studio delle distribuzioni e delle relazioni statistiche (Variability and Changeability: Contribution to the Study of Distributions and Statistical Relations)*. Cuppini, Bologna.
- KOLM, S. C. (1977). Multidimensional egalitarianisms. *Quarterly Journal of Economics* **91**, 1–13.
- KOSHEVOY, G. and MOSLER, K. (1997a). Multivariate Gini indices. *Journal of Multivariate Analysis* **60**, 252–276.
- KOSHEVOY, G. and MOSLER, K. (1997b). Zonoid trimming for multivariate distributions. *Annals of Statistics* **25**, 1998–2017.
- LANDO, T. and BERTOLI-BARSOTTI, L. (2020). Distorted stochastic dominance: a generalized family of stochastic orders. *Journal of Mathematical Economics* **90**, 132–139.
- MACCHERONI, F., MULIERE, P. and ZOLI, C. (2005). Inverse stochastic orders and generalized Gini functionals. *Metron* **63**, 529–559.
- MEHRAN, F. (1976). Linear measures of income inequality. *Econometrica* 805–809.
- MOSLER, K. (2002). *Multivariate Dispersion, Central Regions and Depth: The Lift Zonoid Approach*. Springer, New York.
- MULIERE, P. and SCARSINI, M. (1989). Multivariate decisions with unknown price vector. *Economics Letters* **29**, 13–19.

- ROCKAFELLAR, R. T. (1970). *Convex Analysis*. Princeton University Press, Princeton, N.J.
- TSUI, K. (1995). Multidimensional generalizations of the relative and absolute inequality indices: The Atkinson–Kolm–Sen approach. *Journal of Economic Theory* **67**, 251–265.
- WEYMARK, J. A. (1981). Generalized Gini inequality indices. *Mathematical Social Sciences* **1**, 409–430.
- YITZHAKI, S. (1983). On an extension of the Gini inequality index. *International economic review* 617–628.