

# Joint Sampling and Transmission Policies for Minimizing Cost under AoI Constraints

Emmanouil Fountoulakis, Marian Codreanu, Anthony Ephremides,  
and Nikolaos Pappas

## Abstract

In this work, we consider the problem of jointly minimizing the average cost of sampling and transmitting status updates by users over a wireless channel subject to average Age of Information (AoI) constraints. Errors in the transmission may occur and a scheduling policy has to decide if the users sample a new packet or attempt for retransmission of the packet sampled previously. The cost consists of both sampling and transmission costs. The sampling of a new packet after a failure imposes an additional cost on the system. We formulate a stochastic optimization problem with the average cost in the objective under average AoI constraints. To solve this problem, we propose three scheduling policies; a) a dynamic policy, that is centralized and requires full knowledge of the state of the system, b) two stationary randomized policies that require no knowledge of the state of the system. We utilize tools from Lyapunov optimization theory in order to provide the dynamic policy, and we prove that its solution is arbitrary close to the optimal one. In order to provide the randomized policies, we model the system by utilizing Discrete-Time Markov Chain (DTMC). We provide closed-form and approximated expressions for the average AoI and its distribution, for each randomized policy. Simulation results show

This paper extends the work in [1].

E. Fountoulakis, N. Pappas, and M. Codreanu are with the Department of Science and Technology, Linköping University, Norrköping, Sweden. Emails: {emmanouil.fountoulakis, nikolaos.pappas, marian.codreanu}@liu.se.

A. Ephremides is with the Electrical and Computer Engineering Department, University of Maryland, College Park, USA. Email: {etony@umd.edu}.

the importance of providing the option to transmit an old packet in order to minimize the total average cost.

## I. INTRODUCTION

The AoI is a metric that captures the timeliness or freshness of the data [2]–[4]. It was first introduced in [5], and it is defined as the time elapsed since the generation of the status update that was most recently received by a destination. AoI can play an important role in applications with freshness-sensitive data, e.g., environment monitoring, smart agriculture, sensor networks, etc. Consider a cyber-physical system, where a number of sensors sample and transmit freshness-sensitive data (e.g., temperature, humidity, solar radiation level) to a destination over a wireless channel. However, devices who sample fresh information could perform more sophisticated tasks rather than simply sample new information for transmitting it to the destination. For example, an Internet of Things (IoT) device can perform initial feature extraction and pre-classification by using machine learning tools. In such cases, the sampling cost cannot be ignored, and especially for low power budget wireless devices. In this work, we consider a set of users who sample and transmit fresh information over error-prone channels. Our goal is to provide scheduling policies that minimize the transmission and sampling cost of the communications system while satisfying the average AoI requirements. We address the trade-off between average AoI and total cost. Simulation results show for which cases it is beneficial to send an old yet not stale packet for minimizing the total cost while providing the required freshness of the data at the destination.

### A. *Related Works*

The average and peak AoI analysis in queueing systems has been extensively studied over the last few years, [6]–[8]. The studies mainly focus on the derivation of closed-form or approximated expressions of the average and peak AoI in different network set-ups and under different queueing disciplines. Also, AoI performance analysis has been studied in random-access networks, [9],

[10], as well as in a CSMA environment [11]. In [9], [10], the authors study the interplay between AoI-oriented users and delay-constrained users in random-access networks.

Optimization and control of wireless networks with AoI-oriented users has been recently investigated by the research community for a plethora of network scenarios, [12]–[25]. The authors, in [12]–[14], study single-hop networks with stochastic arrivals, in which the status updates randomly arrive to the users' queues and wait for being transmitted to the destination. Max-weight policies, as well as stationary randomized policies, are provided for minimizing the AoI. On the other hand, scenarios, in which *generate-at-will* policy is utilized, have been considered in the literature, [16]–[23]. In these scenarios, which are closer to our work, no random arrivals are considered, and the transmitters generate status updates from a source based on their or scheduler's decisions. In [23], the problem of AoI minimization with throughput constraints in a wireless network with multiple users is considered. The authors provide a lower bound for the average AoI. Several scheduling policies for minimizing the AoI are proposed. Furthermore, the AoI minimization problem with heterogeneous traffic has been studied in [16], and the power minimization under AoI constraints in [17]. General non-decreasing cost functions of AoI has been considered for the AoI minimization problem in [18]. In [24], the authors consider the joint sampling and scheduling problem for minimizing AoI in multi-source systems. In [25], the authors consider the AoI minimization problem with average energy consumption constraints of which the optimal policy is shown to be a randomized mixture two stationary deterministic policies.

In [19]–[22], the optimization of AoI in IoT and energy harvesting communication systems has been studied. In [19], [20], the authors formulate the AoI minimization problem for scenarios, in which energy-harvesting nodes with finite battery capacity sample fresh information and transmit it to the destination. The problems are formulated as Markov Decision Process (MDP) and they are solved by using tools from dynamic programming and reinforcement learning. In [21], [22], the authors consider the AoI minimization in scenarios in which IoT devices with heterogeneous

traffic and limited energy budget, respectively, sample and transmit fresh information.

AoI has been also considered an important metric for remote estimation [26]–[30], and a first step towards semantics-aware communication systems, [31]–[33]. In [26], the authors address the trade-off between reliability and freshness of information in a wireless sensor system. In [27], the metric of Age of Incorrect Information (AoII) is introduced for remote estimation. In [28], the authors consider continuous-time Markovian sources observed by a remote monitor. In [29], the authors design an optimal sampler for remote estimation of random processes by utilizing the framework of continuous MDP. In [30], the authors study the AoI as a performance metric for remote estimation in a wireless networked control system.

The scenario that is closer to our work is the one considered in [21]. The authors consider an IoT device sampling and sending information over a wireless fading channel to a receiver. Sampling, as well as the transmission cost, are considered, and the power transmission is adapted according to the channel conditions for ensuring reliable communication. The authors formulate the AoI minimization problem with energy constraints as a Constrained Markov Decision Process (CMDP), and they propose a structural-aware optimal policy for solving the CMDP problem. In our work, the goal is different, namely the cost minimization under average AoI constraints. Furthermore, we consider error-prone wireless channels, an assumption that makes our problem fundamentally different. In our case, the transmitters have also the option to retransmit an old packet, and it is shown that this option can dramatically improve the system cost while guaranteeing the required data freshness at the receiver, for each user.

## *B. Contributions*

In this work, we consider the minimization of the total average cost while guaranteeing average AoI below a threshold for each user. We propose three scheduling policies. The first scheduling policy, named Drift-Plus-Penalty (DPP), is a dynamic policy that takes decisions in each slot to minimize the cost. However, the DPP policy requires full information, i.e., the cache state of

each user, and the waiting time of the corresponding packet. For this reason, we propose two stationary randomized policies that require no information. The first stationary randomized policy, named Old-or-Fresh Randomized Policy (OFRP), allows the scheduler to decide probabilistically at every time slot the scheduled user. Then, the scheduled user decides by itself the action, i.e., either to sample and transmit, or to transmit an old packet, or to remain idle. The second stationary policy, named Fresh-only Randomized Policy (FoRP), that is a simplified version of the first, allows the scheduler to decide probabilistically which user to schedule at every time slot. Then the scheduled user decides either to sample and transmit or to remain idle.

The contributions of our work are summarized below:

- We propose a dynamic policy based on Lyapunov optimization, and we prove that it provides solutions arbitrary close to the optimal ones.
- We propose two stationary randomized policies. We model the system as two DTMCs, and we provide the expressions for the total average cost, the average AoI for each user, as well as, the distribution of the AoI.
- Simulations results are provided, and they show the performance of the proposed scheduling policies.
- The results show how the option of transmitting an old packet can dramatically improve the total average cost.

## II. SYSTEM MODEL

We consider a set of users, denoted by  $\mathcal{K} = \{1, \dots, K\}$ , who sample fresh information and send this information, in form of packets, to a receiver over a wireless fading channel, as shown in Fig. 1. Time is assumed to be slotted. Let  $t \in \mathbb{Z}_+$  be the  $t^{\text{th}}$  slot. Note that due to fluctuations of the fading channel we may have error in the transmissions. Therefore, the packet is transmitted successfully to the receiver with some probability. Note that in the case of error transmission, the user keeps the packet in its cache for possible retransmission during the next slots.

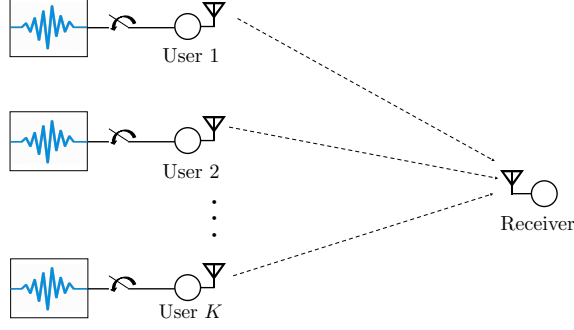


Fig. 1: System model.

We consider that at every time slot, up to one user is scheduled to transmit a packet. Let  $p_k$  be the success transmission probability of user  $k$ . We denote by  $Q_k(t)$  the state of the cache of user  $k$ .  $Q_k(t)$  takes the value of 1, if there is a packet in the cache, and 0 otherwise. We denote by  $s_k(t)$  the action of the user  $k$  to sample and transmit in time slot  $t$ , where

$$s_k(t) = \begin{cases} 1, & \text{if the user } k \text{ samples and transmits in time slot } t, \\ 0, & \text{otherwise.} \end{cases} \quad (1)$$

We denote by  $\mu_k(t)$  the action of user  $k$  to transmit an old packet in time slot  $t$ , where

$$\mu_k(t) = \begin{cases} 1, & \text{if the user } k \text{ transmits an old packet in time slot } t, \\ 0, & \text{otherwise.} \end{cases} \quad (2)$$

Note that  $\mu_k(t)$  can take the value of one only if there is packet in the cache. We also denote by  $d_k(t)$  the successful packet transmission of user  $k$ , where

$$d_k(t) = \begin{cases} 1, & \text{if the receiver receives a packet from user } k \text{ during the time slot } t-1, \\ 0, & \text{otherwise.} \end{cases} \quad (3)$$

Note that  $d_k(t)$  takes the value of one, if  $s_k(t-1) = 1$  or  $\mu_k(t-1) = 1$ , with probability  $p_k$ , and  $s_k(t) + \mu_k(t) \leq 1, \forall k$ . It follows that  $\mathbb{E}\{d_k(t)|\mu_k(t-1), s_k(t-1)\} = p_k\mu_k(t-1) + p_k s_k(t-1)$ .

By applying the law of iterated expectations, we obtain

$$\mathbb{E}\{d_k(t)\} = p_k \mathbb{E}\{\mu_k(t-1)\} + p_k \mathbb{E}\{s_k(t-1)\}. \quad (4)$$

### A. Age of Information

The AoI represents how “fresh” is the information from the perspective of the receiver. Let  $A_k(t)$  be a strictly positive integer that depicts the AoI associated with user  $k$  at the receiver. If the received packet has been sampled during slot  $t$  and its transmission is successful, then  $A_k(t+1) = 1$ . AoI takes the value of one because the successful transmission takes one slot to be performed. On the other hand, if the received packet has been sampled during the previous slots, then the age of information depends also in the time of the packet waiting for successful transmission. In this case,  $A_k(t+1) > 1$ . Therefore, the value of AoI depends on the waiting time of the packet in the cache of the corresponding user. Furthermore, we assume that the value of AoI is bounded by an arbitrarily finite value  $M \in \mathbb{Z}_+$ . This assumption is considered for two reasons:

- 1) In practical applications, values of AoI that are larger than a threshold will not provide us additional information about the staleness of the packet, [19], [21],
- 2) Assuming unbounded AoI will complicate significantly our analysis without giving additional insights for the performance of the system.

Let  $A_k^p(t)$  represent the system time of the packet in queue  $k$ , i.e, the waiting time of the packet. By definition, we have that  $A_k^p(t) = t - \tau_k^s(t)$ , where  $\tau_k^s(t)$  is the most recent sampling time. Naturally, the value of  $\tau_k^s(t)$  changes only if a new packet is sampled at the beginning of slot  $t$ . We consider that the decisions are taken at the beginning of each slot. In order to avoid having values of  $A_k^p(t)$  that are greater than the AoI at the destination, we bound the value of  $A_k^p(t)$  as

$$A_k^p(t) = \min\{t - \tau_k^s(t), M - 1\}, \forall k. \quad (5)$$

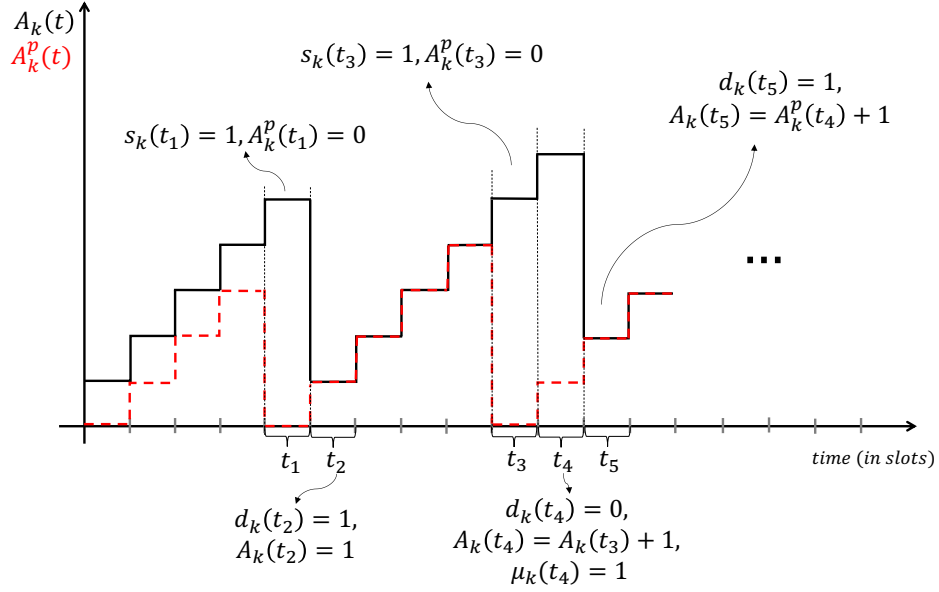


Fig. 2: Example of the AoI evolution.

Note that, when  $A_k^p(t)$  reaches the value of  $M - 1$ , the user drops the packet, and its cache becomes empty. We assume that a packet's transmission takes one time slot to be performed. The evolution of the AoI at the receiver for user  $k$  is

$$A_k(t+1) = \begin{cases} A_k^p(t) + 1, & \text{if } d_k(t+1) = 1, \\ \min\{A_k(t) + 1, M\}, & \text{if } d_k(t+1) = 0. \end{cases} \quad (6)$$

If the received packet has been sampled in the slot  $t$ , then  $A_k^p(t) = 0$  and therefore,  $A_k(t+1) = 1$ .

Alternatively, the evolution of AoI can be written compactly as

$$A_k(t+1) = d_k(t+1)(A_k^p(t) + 1) + (1 - d_k(t+1)) \min\{A_k(t) + 1, M\}. \quad (7)$$

Fig. 2 depicts an example of the evolution of  $A_k^p(t)$  and the AoI at the receiver. In the beginning of time slot  $t_1$ , user  $k$  is decided to sample and transmit fresh information. Therefore,  $A_k^p(t)$  becomes zero, and the packet is received successfully by the receiver after one slot. Therefore, in time slot  $t_2$ , the AoI at the receiver is one. In time slot  $t_3$ , user  $k$  is decided to sample and



transmit a fresh packet, but the transmission fails. Thus, we observe by time slot  $t_4$  the increase on AoI in Fig. 2. However, in time slot  $t_4$ , user  $k$  is decided to transmit the old packet which is successfully received by the receiver after one slot.

For each transmission and sampling, we consider a corresponding cost. Let  $c_s$  and  $c_{tr}$  be the sampling and transmission cost, respectively. We consider that the costs remain the same over the time. The cost function for each user  $k$  at each time slot  $t$  is described as  $c_k(t) = \mu_k(t)c_{tr} + s_k(t)(c_s + c_{tr})$ , and the total system cost in time slot is described as  $c(t) = \sum_{k=1}^K c_k(t)$ . The expected average cost and the expected average age for each user are defined as

$$\bar{c} \triangleq \lim_{t \rightarrow \infty} \frac{1}{t} \sum_{\tau=0}^t \mathbb{E}\{c(\tau)\}, \quad (8)$$

$$\bar{A}_k \triangleq \lim_{t \rightarrow \infty} \frac{1}{t} \sum_{\tau=0}^t \mathbb{E}\{A_k(\tau)\}, \forall k \in \mathcal{K}, \quad (9)$$

respectively.

## B. Problem Formulation

With the definitions of AoI and average costs, we define the stochastic optimization problem as following.

$$\min_{\boldsymbol{\mu}(t), \mathbf{s}(t)} \quad \bar{c} \quad (10a)$$

$$\text{s. t.} \quad \bar{A}_k \leq A_k^{\max}, \forall k \in \mathcal{K}, \quad (10b)$$

$$\sum_{k=1}^K \mu_k(t) \leq 1, \quad \sum_{k=1}^K s_k(t) \leq 1, \quad (10c)$$

$$\mu_k(t) + s_k(t) \leq 1, \forall k \in \mathcal{K}, \quad (10d)$$

$$\mathbf{s}(t), \boldsymbol{\mu}(t) \in \{0, 1\}^K, \quad (10e)$$

where  $\boldsymbol{\mu}(t) = [\mu_1(t), \dots, \mu_K(t)]$  and  $\mathbf{s}(t) = [s_1(t), \dots, s_K(t)]$ .

Our goal is to find scheduling policies that minimize the total average cost while providing average AoI for each user  $k$  below the value  $A_k^{\max}$ .

### III. SCHEDULING POLICIES

In this section, we provide three different scheduling policies that satisfy the average AoI constraints and approximately minimize the total average cost. The first policy, named Drift-Plus-Penalty (DPP), is considered a fully-centralized policy that takes decision slot by slot in order to minimize the average cost of the system. It is derived by using tools from Lyapunov optimization theory [34]. The second policy, named Old-or-Fresh Randomized Policy (OFRP), is a stationary randomized policy where the scheduler schedules up to one user per time slot with some probability. Then, the scheduled user decides about its action. The third policy, named Fresh-only Randomized Policy (FoRP), is a simple version of the second policy. The scheduler schedules up to one user per time slot with some probability. In this case, the scheduled user has only two options: either to sample and transmit or to remain silent.

Note that for the Lyapunov-based scheduling policy, the scheduler needs the complete information about the caches of the users. In addition, an optimization problem is solved slot by slot for providing the optimal scheduler's decision. On the other hand, the stationary randomized policies do not require the scheduler to have any information about the caches of the users thus, it might be simpler to implement. Based on our analysis, we solve an optimization problem once, in the beginning, for optimizing the scheduling probabilities. These probabilities remain the same over the same, and there is no need for extra computation for every time slot.

#### A. *Drift-plus-penalty Policy*

In this section we provide a dynamic algorithm based on Lyapunov optimization theory that takes decisions slot by slot in order to minimize the total average cost while satisfying the time average AoI.

In order to satisfy the average constraints in (10b), we apply the methodology first developed in [34]. In particular, each average constraint in (10b) is mapped into a virtual queue. We show that satisfying the average AoI constraints is equivalent to a queue stability problem.

Let  $\{X_k(t)\}_{k \in \mathcal{K}}$  be the virtual queues associated with constraints in (10b). The evolution of each queue  $k$  is shown below

$$X_k(t+1) = \max[X_k(t) - A_k^{\max}(t), 0] + A_k(t+1), \forall k \in \mathcal{K}. \quad (11)$$

Process  $X_k(t)$  can be viewed as a queue with “arrivals”  $A_k(t)$  and service rate  $A_k^{\max}$ .

**Lemma 1.** *If  $X_k(t)$ , is rate stable,  $\forall k \in \mathcal{K}$ , then the constraints in (10b) are satisfied.*

*Proof:* Using the basic sample property [34, Lemma 2.1], we have

$$\frac{X_k(t)}{t} - \frac{X_k(0)}{t} \geq \frac{1}{t} \sum_{\tau=0}^{t-1} A_k(\tau) - \frac{1}{t} \sum_{\tau=0}^{t-1} A_k^{\max}, \forall k \in \mathcal{K}. \quad (12)$$

Therefore, if  $X_k(t)$  is rate stable, so that  $\frac{X_k(t)}{t} \rightarrow 0$ , then constraints (10b) are satisfied with probability one [35]. ■

Before describing the details of the analysis, let us recall a basic theorem [36]. Consider a system with  $\mathcal{I} = \{1, 2, \dots, I\}$  queues. The number of unfinished jobs of queue  $i$  is denoted by  $q_i(t)$  and  $\mathbf{q}(t) = \{q_i(t)\}_{i \in \mathcal{I}}$ . The Lyapunov function and the the Lyapunov drift are denoted by  $L(\mathbf{q}(t))$  and  $\Delta(\mathbf{q}(t)) \triangleq \mathbb{E}\{L(\mathbf{q}(t+1)) - L(\mathbf{q}(t)) | \mathbf{q}(t)\}$ , respectively.

*Definition 1 (Lyapunov Function):* A function  $L : \mathbb{R}^K \rightarrow \mathbb{R}$  is said to be a Lyapunov function if it has the following properties

- 1) It is non-decreasing in any of its arguments.
- 2)  $L(\mathbf{x}) \geq 0, \forall \mathbf{x} \in \mathbb{R}^K$ .
- 3)  $L(\mathbf{x}) \rightarrow +\infty$ , as  $\|\mathbf{x}\| \rightarrow +\infty$ .

**Theorem 1 (Lyapunov Drift).** *If there are positive values  $B, \epsilon$  such that for all time slots  $t$  we have  $\Delta(\mathbf{q}(t)) \leq B - \epsilon \sum_{i=1}^I q_i(t)$ , then the system  $\mathbf{q}(t)$  is strongly stable [36].*

The intuition behind Theorem 1 is that if we have a queueing system and we provide a policy

for which the Lyapunov drift is bounded by a constant value  $B > 0$  and the sum of the length of the queues multiplied by a negative value for every time slot, then the system can be stabilized.

The DPP algorithm is designed to minimize the sum of the Lyapunov drift and a penalty function [34, Chapter 3]. First, we define the Lyapunov drift as

$$\Delta(\mathbf{X}(t)) = \mathbb{E}\{L(\mathbf{X}(t+1)) - L(\mathbf{X}(t))|S_t\}, \quad (13)$$

where  $S_t = \{A_k(t), X_k(t)\}_{k \in \mathcal{K}}$  is the network of the state at each slot, and  $\mathbf{X}(t) = \{X_k(t)\}_{k \in \mathcal{K}}$ .

The associated Lyapunov function is defined as

$$L(t) = \frac{1}{2} \sum_{k=1}^K X_k^2(t). \quad (14)$$

The above expectations are with respect to the channel randomness and the scheduling policy.

We apply the DPP algorithm in order to minimize the total average cost (penalty function) while stabilizing the virtual queues, i.e., providing average AoI below the given value for each user.

In particular, this approach seeks to minimize an upper bound of the following expression

$$\Delta(\mathbf{X}(t)) + V\mathbb{E}\{c(t)|S_t\}, \quad (15)$$

where  $V$  is an importance weight factor. An upper bound for the expression in (15) is shown below

$$\begin{aligned} \Delta(\mathbf{X}(t)) + V\mathbb{E}\{c(t)|S_t\} &\leq B + \sum_{k=1}^K X_k(t) [\mathbb{E}\{W_k(t)(A_k^p(t) + 1) + (1 - W_k(t)) \min[A_k(t) + 1, M] |S_t\} \\ &\quad - A_k^{\max}] + V\mathbb{E}\{c(t)|S_t\}, \end{aligned} \quad (16)$$

where  $B \geq \sum_{k=1}^K \frac{\mathbb{E}\{A_k^2(t+1)|S_t\} + (A_k^{\max})^2}{2}$ , and  $W_k(t) = p_k s_k(t) + p_k \mu_k(t)$ . The complete deriva-

tion of the above bound can be found in Appendix A. If we set  $B = \sum_{k=1}^K \frac{M^2 + (A_k^{\max})^2}{2} \geq$

$\sum_{k=1}^K \frac{\mathbb{E}\{A_k^2(t+1)|S_t\} + (A_k^{\max})^2}{2}$ , we see that  $B$  is a constant and it does not depend on the scheduling

decisions over slots. Therefore, we can exclude  $B$  from the optimization problem. The DPP algorithm takes sampling and transmission decisions at each time slot by solving the following optimization problem.

$$\min_{\boldsymbol{\mu}(t), \boldsymbol{s}(t)} \sum_{k=1}^K \{X_k(t)[(A_k^p(t) + 1)W_k(t) + \min\{(A_k(t) + 1), M\}(1 - W_k(t)) - A_k^{\max}]\} + Vc(t) \quad (17a)$$

$$\text{s. t. } \sum_{k=1}^K \mu_k(t) \leq 1, \quad (17b)$$

$$\sum_{k=1}^K s_k(t) \leq 1, \quad (17c)$$

$$\mu_k + s_k(t) \leq 1, \forall k \in \mathcal{K}, \quad (17d)$$

$$\boldsymbol{s}(t), \boldsymbol{\mu}(t) \in \{0, 1\}^K. \quad (17e)$$

**Theorem 2** ( Optimality of the DPP algorithm and virtual queue stability). *The DPP algorithm guarantees that the virtual queues are strongly stable and therefore, the average age constraints in (10b) are satisfied. In particular, the average expected value of  $X_k(t)$  is bounded as*

$$\limsup_{t \rightarrow \infty} \frac{1}{t} \sum_{\tau=0}^t \sum_{k=1}^K \mathbb{E}\{X_k(\tau)\} \leq \frac{B + V(c^*(\epsilon) - c^{opt})}{\epsilon}. \quad (18)$$

*In addition, the expected average cost is bounded as*

$$\limsup_{t \rightarrow \infty} \frac{1}{t} \sum_{\tau=0}^{t-1} \mathbb{E}\{c(\tau)\} \leq c^{opt} + \frac{B}{V}. \quad (19)$$

*Proof:* See Appendix B. ■

**Remark 1.** Theorem 1 indicates that the DPP algorithm provides a solution arbitrarily close to the optimal. We can get better performance in terms of average cost by increasing the value of  $V$ . However, we observe from (18) that the length of the virtual queue corresponding to the average age constraints increases as  $V$  increases. Therefore, there is a trade-off between the average cost and average age.

### B. First Stationary Randomized Policy - Fresh or Old Randomized Policy

We consider a scheduler that decides probabilistically which user will be scheduled at every time slot. The scheduler schedules up to one user per time slot. The probability of the scheduler allocating user  $k$  is  $\alpha_k$ . There is also the case where the scheduler decides the system to remain idle with probability  $p_{\text{idle}}$ . Therefore,  $\sum_{k=1}^N \alpha_k + p_{\text{idle}} = 1$ . If a user  $k$  is scheduled in a slot, then it decides by itself the following actions with the corresponding probabilities:

- If there is a packet in the cache, user  $k$ 
  - samples and transmits with probability (w.p.)  $u_k$ ,
  - transmits an old packet w.p.  $q_k$ ,
  - remains silent w.p.  $1 - u_k - q_k$ .
- If there is not packet in the cache, user  $k$ 
  - samples and transmits w.p.  $u'_k$ ,
  - remains silent w.p.  $1 - u'_k$ .

Note that  $\Pr \{s_k(t) = 1 | Q_k(t) = 1\} = \alpha_k u_k$ ,  $\Pr \{s_k(t) = 1 | Q_k(t) = 0\} = \alpha_k u'_k$ ,

and  $\Pr \{\mu_k(t) = 1 | Q_k(t) = 1\} = \alpha_k q_k$ . In the case where  $A_k(t) = A_k^p(t) + 1$ , there is no advantage regarding the AoI to transmit an old packet because after one slot the AoI of the received packet will be  $A_k(t + 1) = A_k^p(t) + 1 = A_k(t)$ . Therefore, in this case, we discard the packet in the cache, and then the options are either to sample and transmit a fresh packet w.p.  $u'_k$  or to remain silent  $1 - u'_k$ .

In order to select a set of decision probabilities that satisfies the constraints while minimizing the average cost, we need to derive the average cost and the average AoI as function of those probabilities. Here, we focus on the case of a single user. However, the same methodology is applied for each user independently in a multiple-user scenario. For the sake of the presentation, we omit the subscript  $k$  without sacrificing clarity. In order to obtain the expression for the distribution of the AoI and the average AoI, we model the evolution of the AoI at the receiver,

$A_t = A(t)$ , and the evolution of the waiting time in the cache,  $A_t^p = A^p(t-1) + 1$ , as one two dimensional DTMC. The transition to the next state depends on the current state, i.e.,  $(A_t^p, A_t)$ , on the decision of the scheduler, and on the decision of the scheduled user. The DTMC  $\{(A_t^p, A_t)\}$  is described by the following transition probability,  $\forall i, j, m, l$

$$P_{(i,j) \rightarrow (m,l)} = \Pr \{A_{t+1}^p = m, A_{t+1} = l \mid A_t^p = i, A_t = j\}. \quad (20)$$

Note that we do not need to include the state of the cache in the Markov chain because the values of  $A_t^p$  and  $A_t$  can indicate us whether the cache has a packet or not. For example, if  $A_t^p = A_t$ , we know that in the beginning of time slot  $t$ , we have a successful transmission. Therefore, the cache of the user is empty after the successful transmission and the only options are either to sample and transmit or remain idle. The transition to each state depends on the events happened in the previous slot. The events are: i) the decision of the scheduler, ii) the decision of the scheduled user, if there is any, iii) the outcome of the transmission. We categorize the states according to the values of  $A_t^p$  and  $A_t$  below.

If  $i \leq j - 1, j < M, i < M - 1$ :

In this case, there is a packet in the cache sampled during the previous slots, i.e.,  $Q(t) = 1$ . The transition probabilities are described below:

$$P_{(i,j) \rightarrow (m,l)} = \begin{cases} \alpha u p & \text{if, } m = 1 \text{ and } l = 1, \\ \alpha u (1 - p), & \text{if } m = 1 \text{ and } l = j + 1, \\ \alpha q p, & \text{if } m = i + 1 \text{ and } l = i + 1, \\ 1 - \alpha u - q p \alpha, & \text{if } m = i + 1, l = j + 1. \end{cases} \quad (21)$$

A graphical representation of the transitions is also shown in Fig. 3a.

If  $j < M, i < M - 1$ : In this case, there is no packet in the cache, i.e.,  $Q(t) = 0$ . The transition

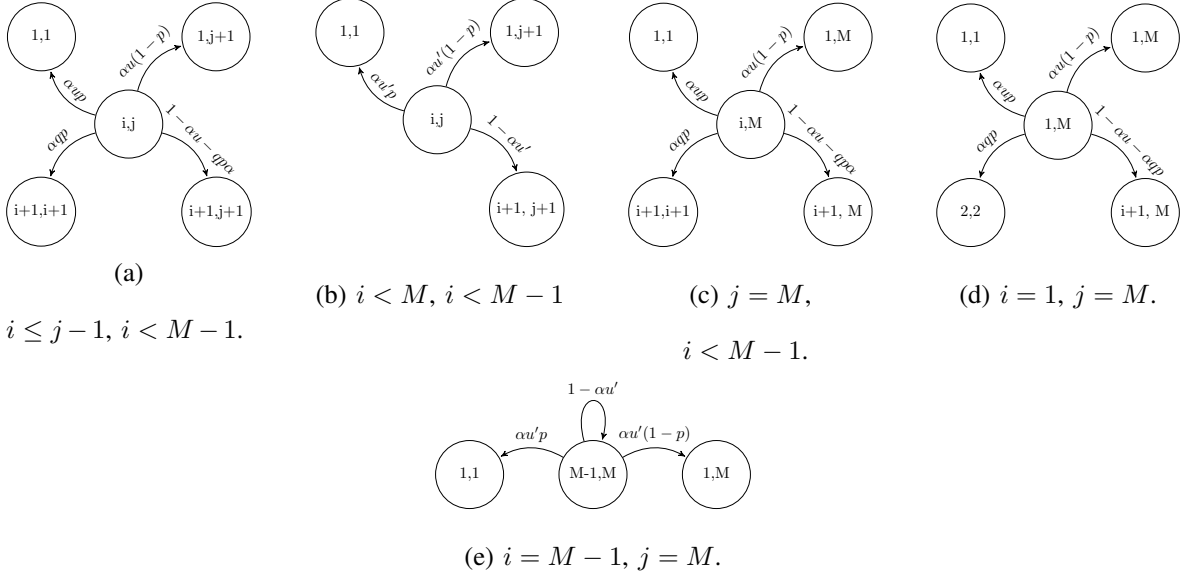


Fig. 3: Graphical representation of the Markov chain.

probabilities are described below:

$$P_{(i,j) \rightarrow (m,l)} = \begin{cases} \alpha u' p, & \text{if } m = 1, l = 1, \\ \alpha u' (1-p), & \text{if } m = 1, l = j+1, \\ 1 - \alpha u', & \text{if } m = i+1, l = j+1. \end{cases} \quad (22)$$

A graphical representation of the transitions is also shown in Fig. 3b.

If  $j = M, i < M-1$ :

In this case, we have a packet in the cache.

$$P_{(i,j) \rightarrow (m,l)} = \begin{cases} \alpha u p, & \text{if } m = 1, l = 1, \\ \alpha u (1-p), & \text{if } m = 1, l = M, \\ \alpha q p, & \text{if } m = i+1, l = i+1, \\ 1 - \alpha u - q p \alpha, & \text{if } m = i+1, l = M. \end{cases} \quad (23)$$

The transition probabilities are shown in Fig. 3c.



If  $i = 1, j = M$ .

In this case, there is an old packet packet in the cache,  $Q(t) = 1$ . The transition probabilities are described below:

$$P_{(i,j) \rightarrow (m,l)} = \begin{cases} \alpha u p, & \text{if } m = 1 \text{ and } l = 1, \\ \alpha u (1 - p), & \text{if } m = 1 \text{ and } l = M, \\ \alpha q p, & \text{if } m = 2 \text{ and } l = 2, \\ 1 - \alpha u - \alpha q p & \text{if } m = i + 1 \text{ and } l = M. \end{cases} \quad (24)$$

The transition probabilities are also shown in Fig. 3d.

AoI in the boundaries:  $i = M - 1, j = M$ : In this case, even if the cache has an old packet the user drops this packet because a successful transmission of the old packet will not improve the AoI at the receiver. The transition probabilities are described below:

$$P_{(i,j) \rightarrow (m,l)} = \begin{cases} 1 - \alpha u', & \text{if } m = M - 1, l = m, \\ \alpha u' p, & \text{if } m = 1, l = 1, \\ \alpha u' (1 - p), & \text{if } m = 1, l = M. \end{cases} \quad (25)$$

A graphical presentation for this case is shown in Fig. 3e.

We have now completely describe the transition matrix,  $\mathbf{P}$ , and we can obtain the steady steady distribution of AoI at the receiver. We consider one Markov Chain for each user  $k$  and its transition matrix is denoted by  $\mathbf{P}_{(k)}$ .

We denote the steady state distribution of the AoI by a row vector

$$\boldsymbol{\pi}_{(k)} = \left[ \pi_{0,1}^{(k)}, \pi_{0,2}^{(k)}, \dots, \pi_{0,M}^{(k)}, \pi_{1,2}^{(k)}, \dots, \pi_{1,M}^{(k)}, \dots \right]. \quad (26)$$

We obtain  $\boldsymbol{\pi}_{(k)}$  by solving the following linear system of equations

$$\begin{aligned} \boldsymbol{\pi}_{(k)} \mathbf{P}_{(k)} &= \boldsymbol{\pi}_{(k)}, \\ \boldsymbol{\pi}_{(k)} \mathbf{1} &= 1, \end{aligned} \quad (27)$$

where  $\mathbf{1}$  is a column vector with all its elements being one. We can obtain the steady state distribution by applying numerical methods, e.g., EigenValue-Decomposition (EVD). The average AoI for each user  $k$  is calculated as

$$\bar{A}_k = \sum_{i=0}^{M-1} \sum_{j=i+1}^M j \pi_{i,j}^{(k)}. \quad (28)$$

We set  $\theta = \sum_{i=1}^{M-1} \sum_{j=i}^{i+1} \pi_{i,j}^{(k)}$ , where  $\theta$  is the probability of the cache being empty. The average cost for each user  $k$  is calculated is

$$\bar{c}_k = \theta \alpha_k u'_k (c_{tr} + c_s) + (1 - \theta) (\alpha_k (q_k c_{tr} + u_k (c_{tr} + c_s))). \quad (29)$$

### C. Fresh-only Randomized Policy

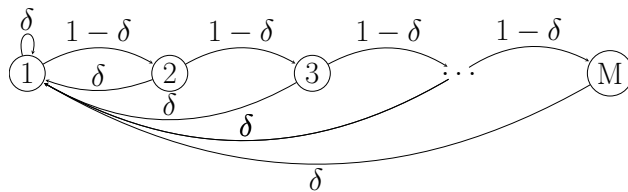


Fig. 4: Markov chain for AoI of user  $k$  at the receiver.

Here, we propose a simple randomized policy for which we obtain closed-form expressions. At each time slot, the scheduler probabilistically schedules up to one user at each time slot. Then, the scheduled user decides either to sample and transmit or to remain idle (no option for transmission of an old packet). In particular, the scheduler schedules user  $k$  with probability  $\alpha'_k$ , and with probability  $p'_{\text{idle}} = 1 - \sum_{k=1}^K \alpha'_k$  the scheduler decides the system to remain idle. If user  $k$  is scheduled, then

- it decides to sample and transmit a fresh packet with probability  $\phi_k$ ,
- it decides to remain silent with  $1 - \phi_k$ .

In order to obtain the expression for the average AoI for each user  $k$ , and the total average cost we model the system as one DTMC. In the following analysis, we omit subscript  $k$  without

sacrificing clarity. The same methodology is applied for each user  $k$ . We model the AoI for each user  $k$  as one Markov chain as shown in Fig. 4, where  $\delta = \alpha' \phi p$ . The transition matrix,  $\mathbf{P}'$ , of the Markov chain is shown below

$$\mathbf{P}' = \begin{bmatrix} \delta & 1 - \delta & 0 & 0 & \cdots & 0 \\ \delta & 0 & 1 - \delta & 0 & \cdots & 0 \\ \vdots & \vdots & & \ddots & & \\ \delta & 0 & 0 & 0 & \cdots & 1 - \delta \\ \delta & 0 & 0 & 0 & \cdots & 1 - \delta \end{bmatrix}.$$

We consider one Markov chain for each user  $k$ . The transition matrix of each user  $k$  is denoted by  $\mathbf{P}'_{(k)}$ . We denote the steady state distribution of the AoI by a row vector as

$$\boldsymbol{\pi}'_{(k)} = [\pi_1^{(k)}, \pi_2^{(k)}, \dots, \pi_M^{(k)}]. \quad (30)$$

In order to obtain the steady state distribution of the AoI, we solve the following linear system of equations

$$\boldsymbol{\pi}'_{(k)} \mathbf{P}'_{(k)} = \boldsymbol{\pi}'_{(k)}, \quad \boldsymbol{\pi}'_{(k)} \mathbf{1} = 1. \quad (31)$$

After some calculations, we obtain the steady state distribution of the AoI at the receiver.

$$\pi_i^{(k)} = \delta_k (1 - \delta_k)^{i-1}, \quad \text{for } i < M \quad (32)$$

$$\pi_M^{(k)} = (1 - \delta_k)^{M-1}, \quad \text{for } i = M. \quad (33)$$

We set  $\bar{\delta}_k = 1 - \delta$ , and the average AoI for each user  $k$  is calculated as

$$\bar{A}_k = \sum_{i=1}^M i \pi_i^{(k)} = \sum_{i=1}^{M-1} i \delta_k \bar{\delta}_k^{i-1} + M (\bar{\delta}_k)^{M-1} = \frac{\delta_k}{\bar{\delta}_k} \sum_{i=1}^{M-1} i \bar{\delta}_k^i + M (\bar{\delta}_k)^{M-1} \quad (34)$$

$$\stackrel{(a)}{=} \frac{(M-1) \bar{\delta}_k^M - M \bar{\delta}_k^{M-1} + 1}{\delta_k} + M \bar{\delta}_k^{M-1}, \quad (35)$$

where (a) follows by applying  $\sum_{i=0}^n i c^i = \frac{nc^{n+2} - (n+1)c^{n+1} + c}{(c-1)^2}$ ,  $c \neq 1$ . The average cost for each user  $k$  is

$$\bar{c}_k = (c_{tr} + c_s)(\alpha'_k \phi_k). \quad (36)$$

#### IV. SIMULATION AND NUMERICAL RESULTS

In this section, we provide results that show the performance of the proposed policies regarding the total average cost, for various scenarios. We compare the scheduling policies for different success probabilities, as well as, different AoI constraints. Furthermore, we analyze the scheduling decisions for the DPP and OFRP policy for different values of costs, i.e., when the sampling cost is larger than the transmission cost and vice versa.

In order to find the optimal probabilities of the randomized policies, we apply exhaustive search. In particular, we take values of the probabilities that are between 0 and 1, with step that equals 0.01. We set these values in the derived expressions and we find the combinations for which the AoI constraints are satisfied and the total average cost is minimized. For the DPP policy, each simulation has run for  $10^6$  slots, and the importance factor,  $V$ , is equal to 800, for each case. We perform our simulations in a MATLAB environment. We consider the cases where  $A_1^{\max} = A_2^{\max} = A$ , and  $p_1 = p_2 = p$ .

##### *A. Performance of the Scheduling Policies*

In Fig. 5, we show results for different values of the success transmission probabilities, and different values of the AoI constraints. In particular, Fig. 5a depicts the total average cost for each scheduling policy, where the values of the AoI constraints are  $A = 5$ , and the AoI threshold,  $M$ , is equal to 10. We observe that when the success probabilities approach 1, the performance of OFRP and FoRP tend to be identical, and for  $p = 1$  the performance of the randomized policies is equal. The reason is that for high success probabilities, the probability of the cache having a packet is quite small, and for error-free channels, the caches of the users are always empty. Therefore, OFRP schedules always the users to sample and transmit or to remain silent. In this case, the two randomized policies have identical behavior.

On the other hand, when the success transmission probabilities are small and  $A = 15$ , the difference between the randomized policies increases regarding the performance, as shown in

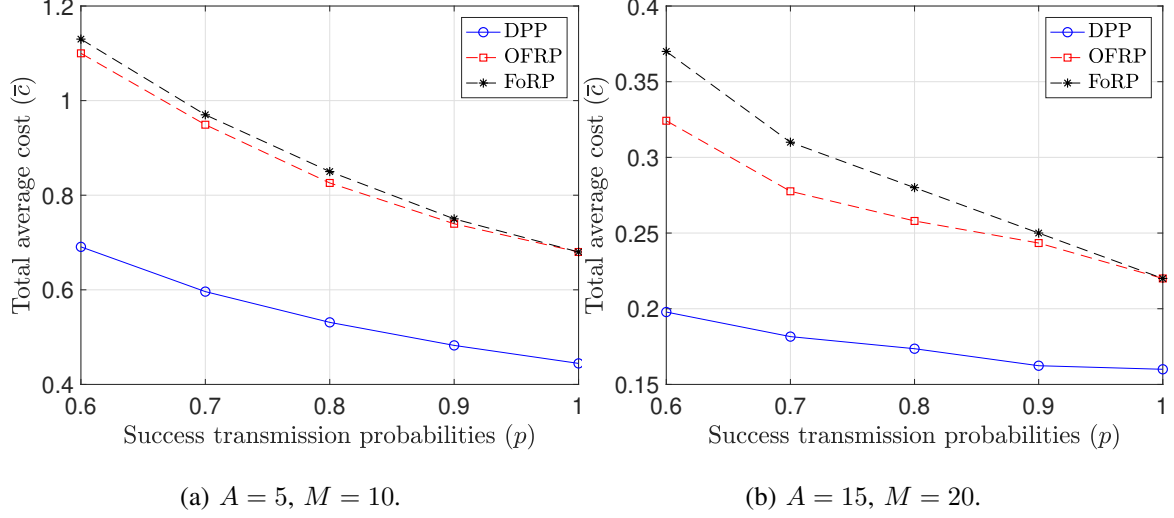


Fig. 5: Performance comparison between the proposed policies for different success probabilities.

Fig. 5b. In this case, the scheduling policies utilize the flexibility that is given by the large value of  $A_1^{\max}$ . Therefore, in this case, the option of transmitting an old packet reduces the total average cost.

In Fig. 6a, we provide results that show the performance of the scheduling policies as the values of the AoI constraints, i.e.,  $A$ , increases. We consider that the success transmission probabilities are equal to 0.8, and the AoI threshold,  $M$ , is 30. Obviously, for larger values of the AoI constraints the total average cost decreases, for all the scheduling policies. Furthermore, we observe that as the hardness of the AoI constraints decreases, the difference in the performance between OFRP and DPP decreases as well. As the values of  $A$  approaches the AoI threshold, the OFRP policy allows values of AoI to approach the threshold for a large percentage of time, as shown Fig. 6b. In this case, the OFRP utilizes that the AoI cannot be larger a value, and therefore, it gains in cost. On the other hand, we observe that the DPP policy allows the value of AoI to reach the threshold only for a small percentage of time (see the distribution of the

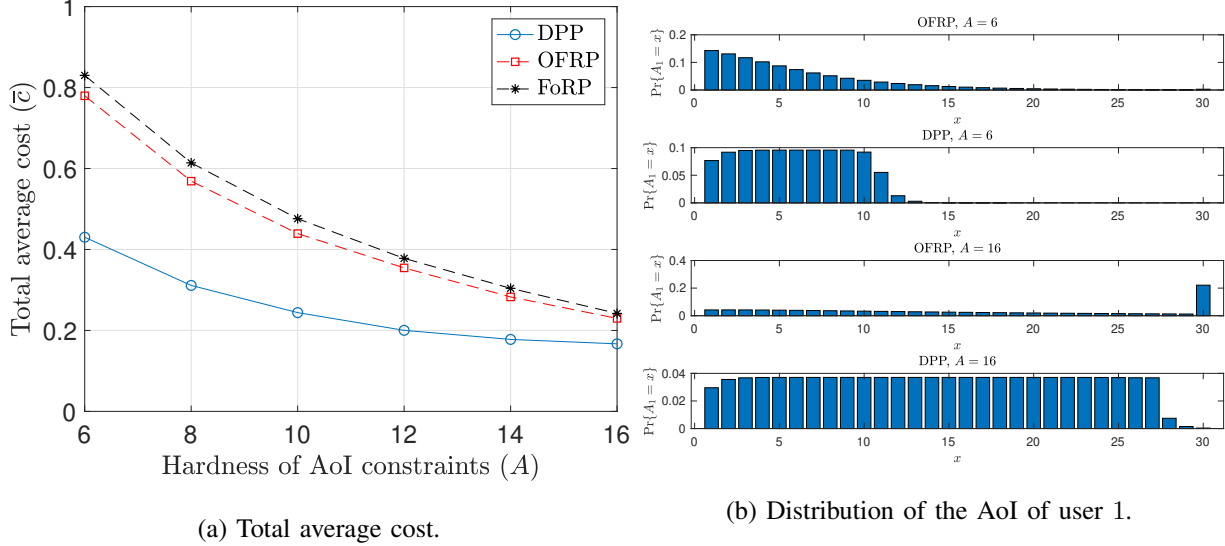
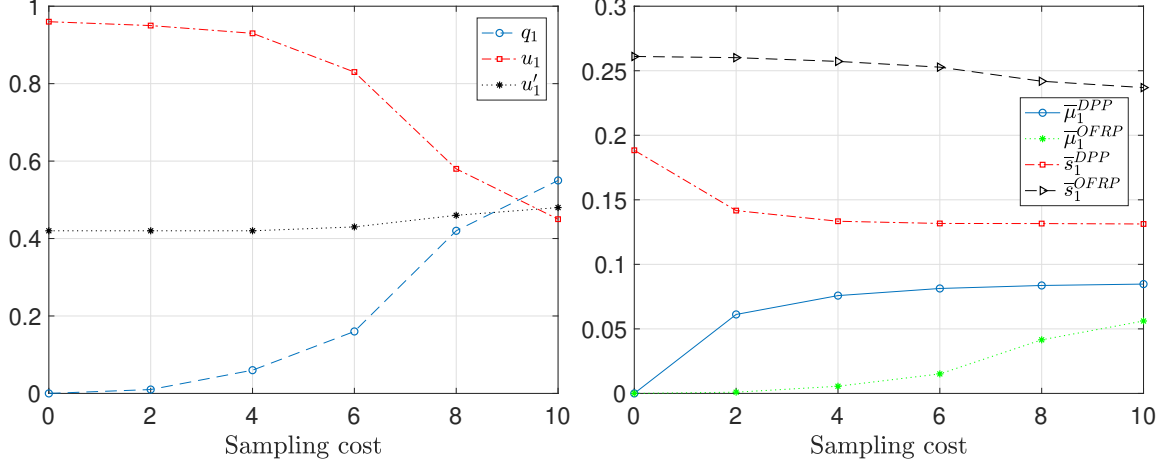


Fig. 6: Performance comparison between the proposed policies for values of the AoI constraints.  $p = 0.8$ ,  $M = 30$ .

AoI in Fig. 6b, for  $A_1^{\max} = 16$ ). However, the DPP algorithm still outperforms the randomized policies regarding the total average cost.

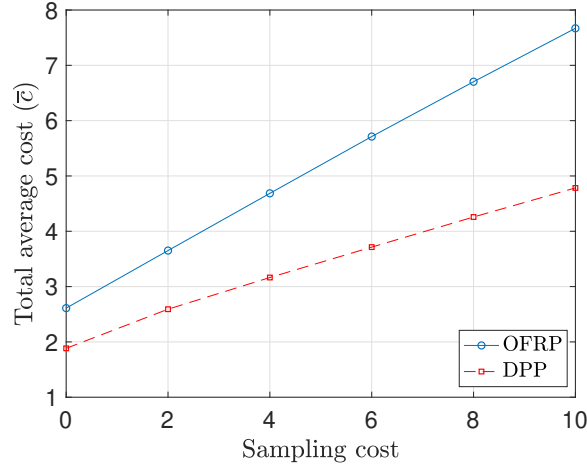
### B. Scheduling Decisions and Performance Comparison

In Figures 7 and 8, we provide results that show the scheduling decisions of the scheduling policies for different values of the sampling and transmission cost. In particular, in Fig. 7, we consider that the transmission cost is  $c_{\text{tr}} = 5$ , and the AoI constraints  $A = 5$ , where  $M = 10$ . Fig. 7a depicts the optimized probabilities of the OFRP policy for different values of the sampling cost. We observe that as the sampling cost takes values larger than the transmission cost,  $u_1$  decreases and  $q_1$  increases. Note that these probabilities are conditional probabilities. In particular,  $q_1$  is the probability to schedule user 1 to transmit an old packet given that there is an old packet in the cache, and  $u_1$  is the probability to schedule user 1 to transmit a fresh packet given that there is an old packet in the cache.



(a) Optimized probabilities of the OFRP policy.

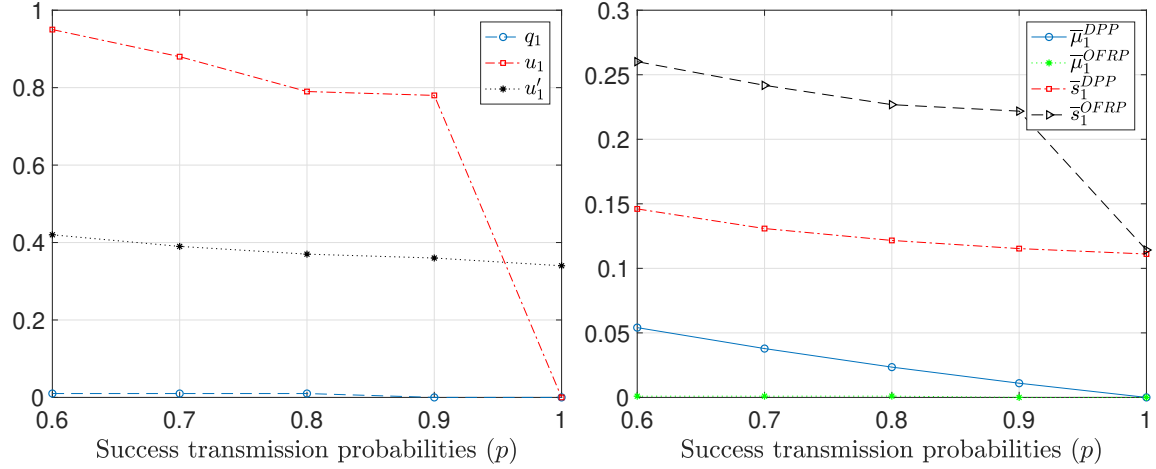
(b) Average values of  $\mu_1$  and  $s_1$ .



(c) Performance comparison.

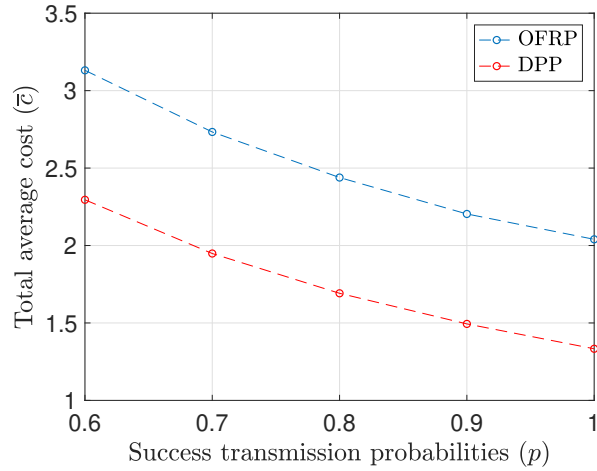
Fig. 7: Scheduling decisions and performance comparison for different values of the sampling cost,  $c_{tr} = 5$ ,  $A = 5$ ,  $M = 10$ .

In Fig. 7b, we compare the values of  $\bar{\mu}_1$  and  $\bar{s}_1$  of the DPP policy with those of the OFRP policy. We observe that  $\bar{s}_1^{DPP} < \bar{s}_1^{OFRP}$  and  $\bar{\mu}_1^{DPP} > \bar{\mu}_1^{OFRP}$ . Therefore, with DPP the user transmits old packets more frequently than OFRP. Thus, the DPP utilizes more efficiently the option of transmitting an old packet than OFRP, and as a result, the corresponding cost is smaller for the case of the DPP policy, as shown in Fig. 7c.



(a) Optimized probabilities of the OFRP policy.

(b) Average values of  $\mu_1$  and  $s_1$ .



(c) Total average cost.

Fig. 8: Scheduling decisions for different values of the success probabilities.  $A = 5$ ,  $M = 10$ ,

$$c_{tr} = 5.$$

In Fig. 8, we provide results that show the behavior of the DPP and OFRP policies regarding the scheduling decisions for different values of the success probabilities. The values of the AoI are  $A = 5$ , and the transmission and sampling costs are  $c_{tr} = 5$  and  $c_s = 1$ , respectively. Fig. 8 depicts the scheduling probabilities for the OFRP policy. Although the sampling cost is significantly smaller than the transmission cost, we observe that for small values of  $p$ , the



OFRP utilizes the option of transmitting an old packet. The reason is that the sampling cost is small but not negligible. We also see that the DPP policy utilizes more efficiently the option of transmitting an old packet than the OFRP, as shown in Fig. 8b. As a result, the performance of the DPP policy is better than that of the OFRP policy, as shown in Fig. 8c.

## V. CONCLUSIONS

In this work, we consider the total cost minimization problem while guaranteeing the required freshness of the data at the receiver. We propose three scheduling policies; one dynamic policy that optimizes the decisions slot by slot, and two stationary randomized policies of which the probabilities remain stable during the time. Simulation results show the importance of having the option to transmit an old packet instead of sampling a fresh each time that a user is scheduled. In particular, for the cases in which the sampling cost is larger than the transmission cost, we observe that by transmitting old packet we can significantly improve the total average cost while satisfying the average AoI constraints.

### APPENDIX A

#### UPPER BOUND ON THE DRIFT

By using the fact that  $(\max[Q - b, 0] + A)^2 \leq Q^2 + A^2 + b^2 + 2Q(A - b)$ , we can rewrite (11) as

$$X_k^2(t+1) \leq X_k^2(t) + A_k^2(t+1) + (A_k^{\max})^2 + 2X_k(t)(A_k(t+1) - (A_k^{\max})). \quad (37)$$

By rearranging the terms in (37) and dividing by 2, we obtain

$$\sum_{k=1}^K X_k^2(t+1) - X_k^2(t) \leq \sum_{k=1}^K \frac{A_k^2(t+1) + (A_k^{\max})^2 + 2X_k(t)(A_k(t+1) - A_k^{\max})}{2}. \quad (38)$$

By taking the conditional expectation in (38), we obtain

$$\Delta(\mathbf{X}(t)) \leq \sum_{k=1}^K \frac{\mathbb{E}\{A_k^2(t+1)|S_t\} + (A_k^{\max})^2}{2} + \sum_{k=1}^K X_k(t) [\mathbb{E}\{A_k(t+1)|S_t\} - A_k^{\max}]. \quad (39)$$

In order to proceed, we have to calculate  $\mathbb{E}\{A_k(t+1)|S_t\}$ . By utilizing the expression for the evolution of AoI in (7), and equation (4), we obtain

$$\begin{aligned}\mathbb{E}\{A_k(t+1)|S_t\} &= \mathbb{E}\{(A_k^p(t) + 1)d_k(t+1) + (1 - d_k(t+1)) \min\{A_k(t) + 1, M\}|S_t\} \\ &= \mathbb{E}\{p_k\mu_k(t) + p_k s_k(t)|S_t\}(A_k^p(t) + 1) + \mathbb{E}\{1 - p_k\mu_k(t) - p_k s_k(t)|S_t\} \min\{A_k(t) + 1, M\}.\end{aligned}\tag{40}$$

By substituting (40) into (39) and adding the term  $V\mathbb{E}\{c(t)|S_t\}$  on both sides, we obtain the result below

$$\begin{aligned}\Delta(\mathbf{X}(t)) + V\mathbb{E}\{c(t)|S_t\} &\leq \sum_{k=1}^K \frac{\mathbb{E}\{(A_k^2(t+1))|S_t\} + (A_k^{\max})^2}{2} \\ &+ \sum_{k=1}^K \mathbb{E}\{X_k(t)[(A_k^p(t) + 1)(p_k s_k(t) + p_k\mu_k(t)) + \min\{(A_k(t) + 1), M\}(1 - p_k s_k(t) - p_k\mu_k(t))]|S_t\} \\ &- X_k(t)A_k^{\max} + V\mathbb{E}\{c(t)|S_t\}.\end{aligned}\tag{41}$$

By setting  $W_k(t) = p_k s_k(t) + p_k\mu_k(t)$ , we obtain the result in (16).

## APPENDIX B

### PROOF OF THEOREM 2

*Proof:* We consider a class of stationary randomized policies denoted by  $\Omega$ . A policy  $\omega$ , that belongs in  $\Omega$ , takes probabilistic decisions independently of the states of the caches at every time slot. Since  $A_k(t), \forall k$ , is bounded by definition, we observe that  $\mathbb{E}\{A_k^2(t)\}$  is bounded under any stationary randomized policy  $\omega$ . Therefore, the boundedness assumptions in [34, Ch. 4.2.1] are satisfied. Then, from Theorem 4.5 in [34], we know that if the problem in (10) is strictly feasible, then for any  $\epsilon > 0$  for which the problem remains feasible, there is an  $\omega$  policy under

which the followings hold:

$$\begin{aligned} & \mathbb{E}\{(A_k^p(t) + 1)(p_k s_k(t) + p_k \mu_k(t)) + \min\{(A_k(t) + 1), M\}(1 - p_k s_k(t) - \mu_k(t)p_k)\} \\ & \leq A_k^{\max} - \epsilon, \end{aligned} \quad (42)$$

$$\mathbb{E}\{c(t)\} = c_\omega(\epsilon) \leq c^{\text{opt}} + \epsilon, \quad (43)$$

where  $c^{\text{opt}}$  is an optimal solution to the problem in (10), and  $c_\omega$  is a feasible suboptimal solution to the problem in (10) that can be achieved by an  $\omega$  stationary randomized policy. By substituting (42) and (43) into (16), and using the law of the iterated expectations, we obtain

$$\mathbb{E}\{L(\mathbf{X}(t+1))\} - \mathbb{E}\{L(\mathbf{X}(t))\} + V\mathbb{E}\{c(t)\} \leq B - \epsilon \sum_{k=1}^K \mathbb{E}\{X_k(t)\} + Vc_\omega(\epsilon), \quad (44)$$

taking  $\epsilon \rightarrow 0$  and dividing by  $V$ , we obtain

$$\mathbb{E}\{c(t)\} \leq \frac{\mathbb{E}\{L(\mathbf{X}(t))\} - \mathbb{E}\{L(\mathbf{X}(t+1))\}}{V} + \frac{B}{V} + c^{\text{opt}},$$

taking the sum over  $\tau = 0, \dots, t-1$ , we have (by telescoping sums)

$$\frac{1}{t} \sum_{\tau=0}^{t-1} \mathbb{E}\{c(\tau)\} \leq \frac{-\mathbb{E}\{L(\mathbf{X}(t))\} + \mathbb{E}\{L(\mathbf{X}(0))\}Bt}{Vt} + c^{\text{opt}} \leq \frac{\mathbb{E}\{L(\mathbf{X}(0))\}}{Vt} + \frac{B}{V} + c^{\text{opt}}, \quad (45)$$

taking  $t \rightarrow \infty$ , we obtain

$$\limsup_{t \rightarrow \infty} \frac{1}{t} \sum_{\tau=0}^{t-1} \mathbb{E}\{c(\tau)\} \leq c^{\text{opt}} + \frac{B}{V}. \quad (46)$$

This concludes the result of the second part of Theorem 1.

For proving stability of the virtual queues, we manipulate (44) as

$$\sum_{k=1}^K \{X_k(t)\} \leq \frac{B}{\epsilon} - \frac{\mathbb{E}\{L(\mathbf{X}(t+1))\} - \mathbb{E}\{L(\mathbf{X}(t))\}}{\epsilon} - \frac{V\mathbb{E}\{c(t)\}}{\epsilon} + \frac{V}{\epsilon}c_\omega(\epsilon).$$

By taking the sum over  $\tau = 0, \dots, t-1$  and dividing by  $t$ , we obtain

$$\frac{1}{t} \sum_{\tau=0}^{t-1} \sum_{k=1}^K \mathbb{E}\{X_k(\tau)\} \leq \frac{B}{\epsilon} - \frac{\mathbb{E}\{L(\mathbf{X}(t))\} - \mathbb{E}\{L(\mathbf{X}(0))\}}{t\epsilon} - \frac{V\mathbb{E}\{c(t)\}}{\epsilon} + \frac{V}{\epsilon}c_\omega(\epsilon), \quad (47)$$

by taking  $t \rightarrow \infty$ , we have

$$\lim_{t \rightarrow \infty} \frac{1}{t} \sum_{\tau=0}^{t-1} \sum_{k=1}^K \mathbb{E}\{X_k(\tau)\} \leq \frac{B + V(-\mathbb{E}\{c(t) + c_\omega(\epsilon)\})}{\epsilon},$$

considering that  $\mathbb{E}\{c(t)\} \geq c^{\text{opt}}$ , we get the final result as following

$$\limsup_{t \rightarrow \infty} \frac{1}{t} \sum_{\tau=0}^{t-1} \sum_{k=1}^K \mathbb{E}\{X_k(\tau)\} \leq \frac{B + V(c_\omega(\epsilon) - c^{\text{opt}})}{\epsilon}. \quad (48)$$

This shows that the virtual queues  $\{X_k\}_{k \in \mathcal{K}}$  are strongly stable. ■

## REFERENCES

- [1] E. Fountoulakis, N. Pappas, M. Codreanu, and A. Ephremides, “Optimal sampling cost in wireless networks with age of information constraints,” in *Proc. IEEE INFOCOM*, pp. 918–923, June 2020.
- [2] A. Kosta, N. Pappas, and V. Angelakis, “Age of information: A new concept, metric, and tool,” *Foundations and Trends® in Networking*, vol. 12, no. 3, pp. 162–259, 2017.
- [3] Y. Sun, I. Kadota, R. Talak, and E. Modiano, “Age of information: A new metric for information freshness,” *Synthesis Lectures on Communication Networks*, vol. 12, no. 2, pp. 1–224, 2019.
- [4] R. D. Yates, Y. Sun, D. Richard Brown, S. K. Kaul, E. Modiano, and S. Ulukus, “Age of information: An introduction and survey,” *IEEE Journal on Selected Areas in Communications*, pp. 1–1, 2021.
- [5] S. Kaul, R. Yates, and M. Gruteser, “Real-time status: How often should one update?,” in *Proc. IEEE INFOCOM*, pp. 2731–2735, Mar. 2012.
- [6] C. Kam, S. Kompella, G. D. Nguyen, and A. Ephremides, “Effect of message transmission path diversity on status age,” *IEEE Trans. Inf. Theory*, vol. 62, no. 3, pp. 1360–1374, Mar. 2016.
- [7] A. Kosta, N. Pappas, A. Ephremides, and V. Angelakis, “Age of information performance of multiaccess strategies with packet management,” *Journal of Commun. and Networks*, vol. 21, no. 3, pp. 244–255, June 2019.
- [8] R. Talak and E. Modiano, “Age-delay tradeoffs in queueing systems,” *IEEE Trans. Inf. Theory*, 2020.
- [9] N. Pappas and M. Kountouris, “Delay violation probability and age of information interplay in the two-user multiple access channel,” in *Proc. IEEE SPAWC*, pp. 1–5, 2019.
- [10] E. Fountoulakis, T. Charalambous, N. Nomikos, and N. Pappas, “Information freshness and packet drop rate interplay in a two-user multi-access channel,” *accepted on ITW*, 2021.
- [11] A. Maatouk, M. Assaad, and A. Ephremides, “On the age of information in a csma environment,” *IEEE/ACM Trans. Net.*, vol. 28, no. 2, pp. 818–831, 2020.
- [12] I. Kadota and E. Modiano, “Minimizing the age of information in wireless networks with stochastic arrivals,” *IEEE Trans. Mobil. Comput.*, vol. 20, no. 3, pp. 1173–1185, 2021.
- [13] C. Joo and A. Eryilmaz, “Wireless scheduling for information freshness and synchrony: Drift-based design and heavy-traffic analysis,” *IEEE/ACM Trans. Net.*, vol. 26, no. 6, pp. 2556–2568, 2018.
- [14] Z. Qian, F. Wu, J. Pan, K. Srinivasan, and N. B. Shroff, “Minimizing age of information in multi-channel time-sensitive information update systems,” in *Proc. IEEE INFOCOM*, pp. 446–455, 2020.

- [15] R. Talak, S. Karaman, and E. Modiano, "Improving age of information in wireless networks with perfect channel state information," *IEEE/ACM Trans. Net.*, vol. 28, no. 4, pp. 1765–1778, 2020.
- [16] Z. Chen, N. Pappas, E. Björnson, and E. G. Larsson, "Optimizing information freshness in a multiple access channel with heterogeneous devices," *IEEE Open Journal of the Communications Society*, vol. 2, pp. 456–470, 2021.
- [17] M. Moltafet, M. Leinonen, M. Codreanu, and N. Pappas, "Power minimization in wireless sensor networks with constrained AoI using stochastic optimization," in *Proc. ASILOMAR*, Nov. 2019.
- [18] V. Tripathi and E. Modiano, "A whittle index approach to minimizing functions of age of information," in *Proc. ASILOMAR*, pp. 1160–1167, Sept. 2019.
- [19] E. T. Ceran, D. Gündüz, and A. György, "Reinforcement learning to minimize age of information with an energy harvesting sensor with HARQ and sensing cost," in *Proc. IEEE INFOCOM*, pp. 656–661, Apr. 2019.
- [20] M. A. Abd-Elmagid, H. S. Dhillon, and N. Pappas, "AoI-optimal joint sampling and updating for wireless powered communication systems," *IEEE Trans Vehic. Tech.*, vol. 69, no. 11, pp. 14110–14115, 2020.
- [21] B. Zhou and W. Saad, "Joint status sampling and updating for minimizing age of information in the internet of things," *IEEE Trans. Commun.*, vol. 67, no. 11, pp. 7468–7482, 2019.
- [22] G. Stamatakis, N. Pappas, and A. Traganitis, "Optimal policies for status update generation in an iot device with heterogeneous traffic," *IEEE Internet of Things Journal*, vol. 7, no. 6, pp. 5315–5328, 2020.
- [23] I. Kadota, A. Sinha, and E. Modiano, "Scheduling algorithms for optimizing age of information in wireless networks with throughput constraints," *IEEE/ACM Trans. Net.*, vol. 27, no. 4, pp. 1359–1372, 2019.
- [24] A. M. Bedewy, Y. Sun, S. Kompella, and N. B. Shroff, "Optimal sampling and scheduling for timely status updates in multi-source networks," *IEEE Trans. Inf. Theory*, pp. 1–1, 2021.
- [25] G. Yao, A. M. Bedewy, and N. B. Shroff, "Age minimization transmission scheduling over time-correlated fading channel under an average energy constraint," *arXiv preprint arXiv:2012.02958*, 2020.
- [26] K. Huang, W. Liu, M. Shirvanimoghaddam, Y. Li, and B. Vucetic, "Real-time remote estimation with hybrid ARQ in wireless networked control," *IEEE Trans. Wireless Commun.*, vol. 19, no. 5, pp. 3490–3504, 2020.
- [27] C. Kam, S. Kompella, and A. Ephremides, "Age of incorrect information for remote estimation of a binary markov source," in *Proc. IEEE INFOCOM Workshops*, pp. 1–6, Jul. 2020.
- [28] Y. Inoue and T. Takine, "AoI perspective on the accuracy of monitoring systems for continuous-time markovian sources," in *Proc. IEEE INFOCOM Workshops*, pp. 183–188, Apr. 2019.
- [29] T. Z. Ornee and Y. Sun, "Sampling for remote estimation through queues: Age of information and beyond," in *Proc. WiOpt*, pp. 1–8, Jun. 2019.
- [30] K. Huang, W. Liu, Y. Li, and B. Vucetic, "To retransmit or not: Real-time remote estimation in wireless networked control," in *Proc. IEEE ICC*, pp. 1–7, May 2019.
- [31] M. Kountouris and N. Pappas, "Semantics-empowered communication for networked intelligent systems," *Accepted, to appear, IEEE Commun. Magazine*, 2021.

- [32] A. Maatouk, M. Assaad, and A. Ephremides, “The age of incorrect information: an enabler of semantics-empowered communication,” *arXiv preprint arXiv:2012.13214*, 2020.
- [33] P. Popovski, O. Simeone, F. Boccardi, D. Gündüz, and O. Sahin, “Semantic-effectiveness filtering and control for post-5G wireless connectivity,” *Journal of the Indian Institute of Science*, vol. 100, no. 2, pp. 435–443, 2020.
- [34] M. J. Neely, “Stochastic network optimization with application to communication and queueing systems,” *Synthesis Lectures on Communication Networks*, vol. 3, no. 1, pp. 1–211, 2010.
- [35] M. J. Neely, “Queue stability and probability 1 convergence via Lyapunov optimization,” *arXiv preprint arXiv:1008.3519*, 2010.
- [36] S. Meyn and R. L. Tweedie, *Markov Chains and Stochastic Stability*. 2nd ed. New York, NY, USA: Cambridge University Press, 2010.