

Training Neural Networks Using the Property of Negative Feedback to Inverse a Function

Md Munir Hasan and Jeremy Holleman
 Department of Electrical and Computer Engineering
 The University of North Carolina at Charlotte
 Email: mhasan13@uncc.edu, jhollem3@uncc.edu

Abstract—With high forward gain, a negative feedback system has the ability to perform the inverse of a linear or non linear function that is in the feedback path. This property of negative feedback systems has been widely used in analog circuits to construct precise closed-loop functions. This paper describes how the property of a negative feedback system to perform inverse of a function can be used for training neural networks. This method does not require that the cost or activation functions be differentiable. Hence, it is able to learn a class of non-differentiable functions as well where a gradient descent-based method fails. We also show that gradient descent emerges as a special case of the proposed method. We have applied this method to the MNIST dataset and obtained results that shows the method is viable for neural network training. This method, to the best of our knowledge, is novel in machine learning.

I. INTRODUCTION

Current machine learning problems typically use gradient based optimization techniques which are quite useful in solving the problem in most cases. However, non-differentiable activation functions and functions having zero gradient present a problem in gradient based methods. Hence, alternative approaches of training deep neural networks are still an active area of research. In particular, evolutionary algorithms are being used in deep neural networks for training and even in generation of network architecture [1]. In this article, we present a method to train neural networks that does not require that the cost or activation functions be differentiable. The method is based on the property of negative feedback. Negative feedback systems have the ability to implement inverse function when the forward gain is high. This principle is well known in the analog circuits and systems community. We show that the method is viable in training deep neural networks. We have also shown that this gradient-free method is applicable to a class of non-differentiable, zero-gradient activation functions.

II. PRINCIPLE OF IMPLEMENTING INVERSE FUNCTION

A. The Principle

For a negative feedback system as shown in Fig. 1, if we define the forward function, backward function, and the error function with (1), (2), (3) respectively, then the input output relationship is expressed by (4). For a forward function of the form $y = F(x) = Ax$ where A is the gain, the inverse of the forward function is $x = F^{-1}(y) = y/A$. If the gain A is large then $F^{-1}(\cdot) \rightarrow 0$. For error function of the form $y = E(x) =$

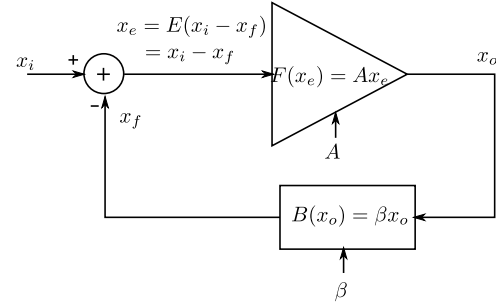


Fig. 1. A negative feedback system

sx where s is the gain, $E^{-1}(x_o/A) \rightarrow 0$ for high forward gain A . Then the output of the feedback system becomes inverse of the backward function as in (7). Effectively, the negative feedback system is implementing the inverse of the function that is in the backward path.

$$x_o = F(x_e) \quad (\text{forward function}) \quad (1)$$

$$x_f = B(x_o) \quad (\text{backward function}) \quad (2)$$

$$x_e = E(x_i - x_f) \quad (\text{error}) \quad (3)$$

$$F^{-1}(x_o) = E(x_i - B(x_o)) \quad (4)$$

$$x_i = E^{-1}\left(\frac{x_o}{A}\right) + B(x_o) \quad (5)$$

$$x_i \approx B(x_o) \quad (\text{for large } A) \quad (6)$$

$$x_o = B^{-1}(x_i) \quad (7)$$

This property is commonly used in analog circuits in order to perform inverse operation of the transistor function [2], [3].

B. Stability Criteria

If the backward gain β as shown in Fig. 1, is negative then the system becomes a positive feedback system, which is unstable. More appropriately, if the loop gain of the feedback system is positive then the system becomes a positive feedback system. For a forward gain of A the the loop gain is $-1 \times A\beta$. Hence, in order to make the feedback system stable $A\beta$ must be positive such that the loop gain stays negative. Although, in principle $|A\beta| < 1$ ensures that the system is always stable, a small A will not minimize error. However, if the change of output x_o is slow (low frequency system), then negative feedback system is stable if $A\beta$ is positive and larger than

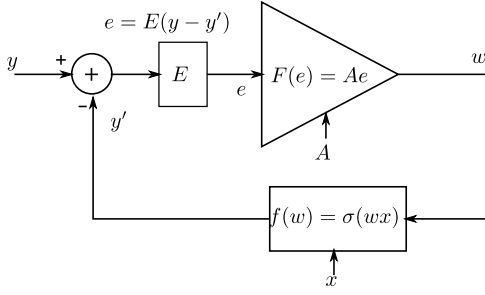


Fig. 2. A negative feedback system performing regression.

one. Hence, when applied to machine learning problems, we will use the stability criteria being $A\beta$ always positive and large.

III. APPLICATION IN MACHINE LEARNING

Machine learning problems, be it regression or classification, the model function can be expressed as linear combination of variables with weight vector $\mathbf{w} = [w_1, w_2, \dots, w_n]^T$ as shown in (8). There can be linear or non linear activation function $\sigma(\cdot)$ inside the function $f(\cdot)$. The variables x_i and y are training samples. By implementing inverse operation of the function in (9) we can find the weights w_i which will effectively implement a learning operation.

$$y = f(\mathbf{w}) = \sigma\left(\sum_i w_i x_i\right) \quad (8)$$

$$\mathbf{w} = f^{-1}(y) \quad (9)$$

To implement the inverse operation using negative feedback, the function $f(\cdot)$ is placed in the feedback path in Fig. 2 and a high forward gain is set. An initial output of the forward function \mathbf{w} goes into the backward function that produces an error at the input. This error goes through the error function which feeds into the forward function block and outputs a new estimate of \mathbf{w} . The process of updating a vector \mathbf{w} with a scalar error is described in section III-B. In order to make the system stable, output should change slowly. Hence, instead of changing the output from the previous value to the new value instantly, a small increment is made from the previous value toward the new value of \mathbf{w} . This is similar to using a small learning rate in gradient descent. This new value of \mathbf{w} goes around the feedback loop again and with consecutive iterations around the feedback loop, the output converges to the optimum value of \mathbf{w} .

A. Single Variable Regression

For learning a weight of a single variable function of the form $y = \sigma(wx)$, the target y is given as input and the output of the high gain forward function is w . The forward gain A is taken as positive. The backward gain w.r.t w is $\beta = \partial y' / \partial w = \sigma^g x$ where σ^g is the gain of the activation function σ . If input x is negative or σ^g is negative, β is negative and $A\beta$ becomes negative which is unstable. In order to make the system stable for negative backward gain, the

forward gain A needs to be negative as well so that $A\beta$ becomes positive. The output of the backward function for negative β can be expressed as (10). We can transfer the negative sign to the error e and keep A positive. Since, the negative sign is there because of the negative backward gain β , the sign can be replaced by signum function as in (12). For negative backward gain, we can continue using positive forward gain with the error e augmented by the sign of the backward gain. For positive backward gain, no negative sign is necessary. Thus (12) is consistent for both positive and negative values of β .

$$y' = \sigma(wx) = \sigma((-A) \cdot e \cdot x) \quad (\text{for -ve } \beta) \quad (10)$$

$$y' = \sigma(A \cdot (-e) \cdot x) \quad (11)$$

$$y' = \sigma(A \cdot \text{sgn}(\beta) \cdot e \cdot x) \quad (12)$$

With the notation $s = \text{sgn}(\beta)$, the error becomes $e \leftarrow se = s(y - y')$. The error now becomes a function of $(y - y')$ which is shown as error function block as shown in Fig. 2. If β is non negative then sign stays positive. This means the signum function takes the form as shown in (13).

$$\text{sgn}(x) = \begin{cases} +1 & \text{if } x \geq 0 \\ -1 & \text{if } x < 0 \end{cases} \quad (13)$$

With training samples of x and y , the error of the system is the average error of all the samples. The error function can be expressed with compact matrix multiplication format for m samples in (14) where $y^{[k]}$ is k^{th} sample and $s^{[k]}$ is the sign of β for k^{th} sample.

$$e = E(y - y') = [s^{[1]} \quad s^{[2]} \quad \dots \quad s^{[m]}] \times [(y^{[1]} - y'^{[1]}) \quad (y^{[2]} - y'^{[2]}) \quad \dots \quad (y^{[m]} - y'^{[m]})]^T \quad (14)$$

In (14), it can be seen that it is only the sum not the average. In practice, when the average error is minimized, the sum is also minimized. Hence, there is no need to divide the sum by the number of samples. It should be noted that the error function is of the form $e = E(x) = sx$ as assumed in section II-A.

B. Multi Variable Regression

For multi variable function of the form $y = \sigma(\sum_i w_i x_i)$, each weight is assumed to be independent of each other which works well in practice. Hence, we can treat the backward gain individually for each weight as shown in (15).

$$\beta_{w_i} = \frac{\partial y'}{\partial w_i} = \sigma^g x_i \quad (15)$$

With the notation $s_{w_i}^{[k]} = \text{sgn}(\beta_{w_i}^{[k]})$ for k^{th} sample, the error function for the multiple variable regression is shown in (16) for n variables and m samples. For multi variable case, the error e in Fig. 2 now becomes a vector \mathbf{e} and the output of the forward function is a vector of weights $\mathbf{w} =$

$[w_1, w_2, \dots, w_n]^T$. A bias term can be easily implemented by setting the last variable x_n to 1.

$$\begin{aligned} \mathbf{e} &= E(y - y') \\ &= \begin{bmatrix} s_{w_1}^{[1]} & s_{w_1}^{[2]} & \dots & s_{w_1}^{[m]} \\ s_{w_2}^{[1]} & s_{w_2}^{[2]} & \dots & s_{w_2}^{[m]} \\ \vdots & \vdots & \ddots & \vdots \\ s_{w_n}^{[1]} & s_{w_n}^{[2]} & \dots & s_{w_n}^{[m]} \end{bmatrix} \begin{bmatrix} y^{[1]} - y'^{[1]} \\ y^{[2]} - y'^{[2]} \\ \vdots \\ y^{[m]} - y'^{[m]} \end{bmatrix} \end{aligned} \quad (16)$$

C. Single Layer Classifier

For a single layer classifier, the multiple variable regression is repeated for the number of classes. This time the weights form a matrix \mathbf{W} with each neuron's weights stacked in columns of \mathbf{W} . The backward function is of the form $y' = \sigma(\mathbf{W}^T \mathbf{x})$. In a classifier, the class outputs are binary numbers. Hence, $\sigma(\cdot)$ can either be a *softmax*(\cdot) or *tanh*(\cdot). The error function for multi class problem is the extension of (16) as shown in (17) for c number of classes. Here, $y_l^{[k]}$ represents y sample for class label l and sample k . The error for multi class classifier is a matrix \mathbf{E} which feeds into the forward function and outputs weight matrix \mathbf{W} .

$$\mathbf{E} = E(\mathbf{y} - \mathbf{y}') = \begin{bmatrix} s_{w_1}^{[1]} & s_{w_1}^{[2]} & \dots & s_{w_1}^{[m]} \\ s_{w_2}^{[1]} & s_{w_2}^{[2]} & \dots & s_{w_2}^{[m]} \\ \vdots & \vdots & \ddots & \vdots \\ s_{w_n}^{[1]} & s_{w_n}^{[2]} & \dots & s_{w_n}^{[m]} \end{bmatrix} \times \begin{bmatrix} y_1^{[1]} - y_1'^{[1]} & y_2^{[1]} - y_2'^{[1]} & \dots & y_c^{[1]} - y_c'^{[1]} \\ y_1^{[2]} - y_1'^{[2]} & y_2^{[2]} - y_2'^{[2]} & \dots & y_c^{[2]} - y_c'^{[2]} \\ \vdots & \vdots & \ddots & \vdots \\ y_1^{[m]} - y_1'^{[m]} & y_2^{[m]} - y_2'^{[m]} & \dots & y_c^{[m]} - y_c'^{[m]} \end{bmatrix} \quad (17)$$

When the activation has non-negative gain (e.g. *tanh*(\cdot), *ReLU*(\cdot), leaky *ReLU*(\cdot)), then sign of $\beta = \sigma^g x$ depends only on x . Hence, $s = \text{sgn}(x)$ is sufficient. An algorithm for the single layer negative feedback learning is shown in Algorithm 1.

Centering the input at zero mean improves the learning ability of the system. This is equivalent to batch normalization technique employed in deep learning. Learning *ReLU*(\cdot) runs into an issue similar to dying ReLU problem. This issue can be fixed but it requires additional computation steps. In order to avoid those additional computations we have used leaky *ReLU*(\cdot) as activation function in this work.

IV. COMPARISON WITH GRADIENT DESCENT

A. Gradient Descent as a Special case

The well known gradient descent method minimizes a loss function, e.g. squared error as in (18), using the gradient of that loss function. The weight parameters are updated by going in the opposite direction in which error increases. We ask the question if the gradient descent method and the negative feedback system method are related. Instead of using the sign of the backward gain β with $s = \text{sgn}(\beta)$, we could also use $s = \beta$ because that also makes $A\beta$ positive. In that case

Algorithm 1: Multi class single layer classifier algorithm for n variables and m samples

Data: Subtract the mean from x data, then add a row at the bottom for bias terms

$$\mathbf{X} \leftarrow \begin{bmatrix} x_1^{[1]} & x_1^{[2]} & \dots & x_1^{[m]} \\ x_2^{[1]} & x_2^{[2]} & \dots & x_2^{[m]} \\ \vdots & \vdots & \ddots & \vdots \\ x_n^{[1]} & x_n^{[2]} & \dots & x_n^{[m]} \\ 1 & 1 & \dots & 1 \end{bmatrix}$$

$\mathbf{Y} \leftarrow$ Class label samples

Initialize:

$A \leftarrow 100$ (almost 90° slope for $F(e) = Ae$)

$rate \leftarrow$ Learning rate

$N \leftarrow$ Max iteration

$\mathbf{W} \leftarrow$ random initialization containing the bias as well

for $i = 1 : N$ **do**

$\mathbf{Y}' \leftarrow \sigma(\mathbf{W}^T \mathbf{X})$

$\mathbf{D} \leftarrow \mathbf{Y} - \mathbf{Y}'$

$\mathbf{S} \leftarrow \text{sgn}(\mathbf{X})$

$\mathbf{E} \leftarrow \mathbf{S} \mathbf{D}^T$

$\mathbf{W}' \leftarrow F(A\mathbf{E})$

$\mathbf{W} \leftarrow \mathbf{W} + (\mathbf{W}' - \mathbf{W}) * rate$

end

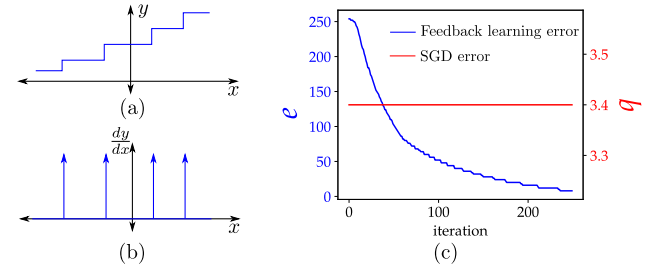


Fig. 3. (a) A non-differentiable function (b) The gain of the non-differentiable function as Dirac delta functions (c) Error evolution with time when learning

the negative feedback system implements the gradient descent method. The squared error gradient for w_i in (19) and the feedback system error for w_i form (16) with $s = \beta$, takes the same form as shown in (20). Gradient descent evolves to make $-\delta q / \delta w_i$ zero. The negative feedback system evolves to make e_{w_i} zero. In fact, we can use $s = \beta^n$ where n is an odd positive integer in (16) in place of $s = \text{sgn}(\beta)$. The reason for odd positive integer values for n is that it preserves the sign of β .

$$q = \frac{1}{m} \sum_k (y^{[k]} - y'^{[k]})^2 \quad (18)$$

$$-\frac{\partial q}{\partial w_i} = \frac{2}{m} \sum_k (y^{[k]} - y'^{[k]}) \cdot \sigma^g \cdot x_i \quad (19)$$

$$e_{w_i} = \sum_k (y^{[k]} - y'^{[k]}) \cdot \sigma^g \cdot x_i \quad (20)$$

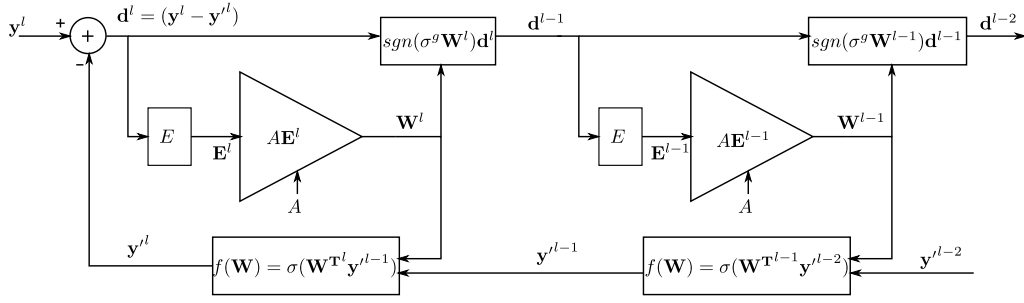


Fig. 4. Backpropagating the difference vector to previous layers.

This shows that gradient descent can be thought of as a special case of feedback method. Furthermore, with $s = \text{sgn}(\beta)$, if we use $\text{sgn}(y - y')$ in (16), the system becomes signed gradient descent method as used in Resilient Propagation (RProp) [4].

B. Differentiability of the Backward Function

The gradient descent algorithm fails when the activation function is non-differentiable or when the gradient of the activation is zero. However, for a non-differentiable function as shown in Fig. 3(a), the gain can be treated as Dirac delta functions at the point of discontinuities as in Fig. 3(b). Even though Dirac delta functions are infinite in value, their signs are measurable quantities. Hence, using $s = \text{sgn}(\beta) = \text{sgn}(\sigma^g x)$, non-differentiable backward functions, in principle, can be learned as well. If the Dirac delta functions all have positive signs as shown in Fig. 3(a), then $s = \text{sgn}(x)$ is sufficient because a gradient of zero means positive sign according to (13). Hence, the class of non-differentiable activation functions that are monotonically non-decreasing can be learned. For example, the function in Fig. 3(a), can be learned using the feedback method whereas implementation of the same problem with Stochastic Gradient Descent (SGD) cannot minimize error because the gradient is zero as shown in Fig. 3(c).

V. BACKPROPAGATION IN DEEP NETWORK

To use this system in deep networks, a method for error backpropagation is needed. In order to do that we treat multiple layers as a single backward function. With l denoting layer number, the final output \mathbf{y}^l in the last layer because of the input from second to last layer \mathbf{y}^{l-2} in Fig. 4 can be expressed as a single function as in (21). For k^{th} class output it can be expressed as (22). The backward gain for a weight is given by (23). Augmenting the difference $d_k^l = (y_k^l - y_k'^l)$ with sign of the backward gain, we can write the error for

$e_{w_{ji}^{l-1}}$ as in (24).

$$\mathbf{y}' = \sigma(\mathbf{W}^{\text{T}^l} \sigma(\mathbf{W}^{\text{T}^{l-1}} \mathbf{y}^{l-2})) \quad (21)$$

$$y_k^l = \sigma\left(\sum_i w_{ik}^l \left(\sigma\left(\sum_j w_{ji}^{l-1} y_j^{l-2}\right)\right)_i\right) \quad (22)$$

$$\beta_{w_{ji}^{l-1}, k} = \sigma^g w_{ik}^l \sigma^g y_j^{l-2} \quad (23)$$

$$e_{w_{ji}^{l-1}} = \text{sgn}(\sigma^g y_j^{l-2}) \sum_k \text{sgn}(\sigma^g w_{ik}^l) d_k^l \quad (24)$$

$$e_{w_{ji}^{l-1}} = \text{sgn}(\sigma^g y_j^{l-2}) d_i^{l-1} \quad (25)$$

The sum over k expresses the fact that every class output is influenced by w_{ji}^{l-1} . With $d_i^{l-1} = \sum_k \text{sgn}(\sigma^g w_{ik}^l) d_k^l$ in (25), d_i^{l-1} can be thought of as the difference error for the previous layer. The outcome is shown in Fig. 4. The difference vector of the last layer is multiplied with $\text{sgn}(\sigma^g \mathbf{W}^l)$ which produces the difference vector for the previous layer. This way error is backpropagated to all the previous layers. Algorithm 1 can still be used in deep networks except for the fact that the difference vector for a layer is obtained from the next layer when it is not the last layer. Using this, we trained a fully connected three layer classifier with two hidden layers each having 100 neurons on MNIST. With leaky $\text{ReLU}(\cdot)$ as activation and ten epochs of training using batches of 64, we obtained 94% testing accuracy. This shows that the feedback based learning can be a viable method for neural network training. The current implementation sensitive to weight initialization, which is a topic of further investigation. We have found that weighting $(y - y')$ with absolute value of x works better. Equivalently, that can be implemented as $s = \text{sgn}(x)|x|$. We have also used adaptive learning rate assignment for different weights which is similar to RProp [4] for better stability. The accuracy is dependent on the parameters of that method as well. We believe development of methods similar to adaptive momentum estimation, RMSProp etc. will be able to make the feedback based method reliable for complex deep networks. To comply with the double blind review policy, we are not providing a github link of our code until after the review process is complete.

VI. CONCLUSION

We have used the principle of negative feedback systems to implement inverse function and thereby train a deep neural

network. We have shown that the gradient descent method emerges as a special case of negative feedback based learning. In this method, zero-gradient and Dirac delta function gradient based activation functions can also be learned. Classification results on MNIST shows that the method is viable for deep neural networks.

REFERENCES

- [1] K. O. Stanley, J. Clune, J. Lehman, and R. Miikkulainen, "Designing neural networks through neuroevolution," *Nature Machine Intelligence*, vol. 1, no. 1, pp. 24–35, Jan. 2019.
- [2] R. Sarpeshkar, *Ultra Low Power Bioelectronics*. Cambridge University Press, 2009, pp. 42–43.
- [3] S.-C. Liu, J. Kramer, G. Indiveri, T. Delbrück, and R. Douglas, *Analog VLSI: Circuits and Principles*. The MIT Press, 2002, pp. 126–127.
- [4] M. Riedmiller and H. Braun, "A direct adaptive method for faster backpropagation learning: the RPROP algorithm," in *IEEE International Conference on Neural Networks*. IEEE, 1993.