

PARAMETRISED COLLISION-FREE OPTIMAL MOTION PLANNING ALGORITHMS IN EUCLIDEAN SPACES

CESAR A. IPANAQUE ZAPATA AND JESÚS GONZÁLEZ

ABSTRACT. We present optimal parametrised motion planning algorithms which can be used in designing practical systems controlling objects that move in Euclidean d -space, with $d \geq 2$ even, without collisions and in the presence of two obstacles with unknown a priori positions. Our algorithms are optimal in a very concrete sense, namely, they have the minimal possible number of local planners.

1. INTRODUCTION

The concept of parametrised topological complexity was introduced by Cohen, Farber and Weinberger in [1]. Let $p : E \rightarrow B$ be a fibration with path-connected fiber X . A *parametrised motion planning algorithm for p* is a function which, to any pair of points $(e_1, e_2) \in E \times E$ with $p(e_1) = p(e_2)$, assigns a continuous path γ of the space E , so that γ starts at the given point e_1 , ends at the point e_2 , and $p \circ \gamma = \overline{p(e_1)}$, where \overline{b} denotes the constant path in $b \in B$. The fundamental problem in robotics, *the parametrised motion planning problem*, deals with how to provide any given autonomous system with a parametrised motion planning algorithm.

Set $E \times_B E = \{(e_1, e_2) \in E \times E : p(e_1) = p(e_2)\}$ and $E_B^{[0,1]} = \{\gamma \in E^{[0,1]} : p \circ \gamma \text{ is a constant path}\}$, where $E^{[0,1]}$ stands for the free-path space on E .

For practical purposes, a parametrised motion planning algorithm should depend continuously on the pair of points $(e_1, e_2) \in E \times_B E$. Indeed, if the autonomous system performs within a noisy environment, absence of continuity could lead to instability issues in the behavior of the parametrised motion planning algorithm. In other words, continuous parametrised motion planning algorithms are robust to noise. Unfortunately, a (global) continuous parametrised motion planning algorithm for p can exist only for a contractible fiber X (see [1, Proposition 4.5]). Yet, if X is not contractible, we could care about finding local continuous parametrised motion planning algorithms, i.e., parametrised motion planning algorithms s defined only on a certain open set of $E \times_B E$, to which we refer as the domain of definition of s . In these terms, a *parametrised motion planner for p* is a set of local continuous parametrised motion planning algorithms whose domains of

2010 *Mathematics Subject Classification.* Primary 55R80; Secondary 55M30, 55P10, 68T40.

Key words and phrases. Configuration spaces, parametrised topological complexity, parametrised motion planning algorithms.

The first author would like to thank grant#2016/18714-8, São Paulo Research Foundation (FAPESP) for financial support.

definition cover $E \times_B E$. The *parametrised topological complexity* of p , $\text{TC}_B(X)$, is then the minimal cardinality among parametrised motion planners for p , while a parametrised motion planner for p is said to be *optimal* if its cardinality is $\text{TC}_B(X)$. Note that the reduced version of this invariant is presented in [1]. Because of our application minded goals, in this work we use the unreduced version. The design of explicit motion planners that are reasonably close to optimal is one of the challenges of modern robotics (see, for example Latombe [7] and LaValle [8]).

In more detail, the components of the parametrised motion planning problem via topological complexity are as follows:

Formulation 1.1. *Ingredients in the parametrised motion planning problem via topological complexity:*

- (1) *The fibration $p : E \rightarrow B$ with fiber X . A choice of a point of the base $b \in B$ corresponds to a choice of the external conditions for the system.*
- (2) *Query pairs $e = (e_1, e_2) \in E \times_B E$. The point $e_1 \in E$ is designated as the initial configuration of the query. The point $e_2 \in E$ is designated as the goal configuration.*

In the above setting, the goal is to either describe a parametrised motion planning algorithm, i.e., describe:

- (3) *An open covering $U = \{U_1, \dots, U_k\}$ of $E \times_B E$.*
- (4) *For each $i \in \{1, \dots, k\}$, a parametrised planner, i.e., a continuous map $s_i : U_i \rightarrow E_B^{[0,1]}$ satisfying*

$$s_i(e)(j) = e_{j+1}, \quad j \in \{0, 1\},$$

for any $e = (e_1, e_2) \in U_i$,

or, else, report that such an algorithm does not exist.

Let X be a connected topological manifold of dimension at least 2. Investigation of the problem of simultaneous collision-free motion planners for n distinguishable robots, each with state space X , in the presence of m point obstacles with unknown a priori positions, leads us to study the *Fadell-Neuwirth fibration*

$$(1.1) \quad \pi_{n+m,m} : F(X, n+m) \rightarrow F(X, m), \quad \pi_{n+m,m}(o_1, \dots, o_m, x_1, \dots, x_n) = (o_1, \dots, o_m),$$

with fiber $F(X - \{m \text{ points}\}, n)$, where $F(X, k)$ is the *ordered configuration space* of k distinct points on X (see [4]). Explicitly,

$$(1.2) \quad F(X, k) = \{(x_1, \dots, x_k) \in X^k \mid x_i \neq x_j \text{ for } i \neq j\},$$

topologised as a subspace of the Cartesian power X^k .

For our purposes, we ignore dynamics and other differential constraints, and we focus primarily on the translations required to move the robot. So we will have in mind an infinitesimal mass particle as an object (e.g., infinitesimally small ball). Namely, we consider our robots as points in the Euclidean space $X = \mathbb{R}^d$. The position of the i -th robot is determined by $x_i \in \mathbb{R}^d$ in (1.1), while $o_j \in \mathbb{R}^d$ stands for the position of

the j -th obstacle. In these terms, the condition $x_i \neq x_j$ in (1.2) reflects the collision-free and obstacle-avoidance requirements. Thus, a (local) parametrised motion planning algorithm for $\pi_{n+m,m}$ assigns to any pair of configurations (C_1, C_2) in (an open set of) $F(\mathbb{R}^d, n+m) \times_{F(\mathbb{R}^d, m)} F(\mathbb{R}^d, n+m)$ a continuous curve of configurations

$$\Gamma(t) \in F(\mathbb{R}^d, n+m), \quad t \in [0, 1],$$

such that $\Gamma(i) = C_{i+1}$ for $i \in \{0, 1\}$ and $\pi_{n+m,m} \circ \Gamma = \overline{\pi_{n+m,m}(C_1)}$.

The parametrised topological complexity of $\pi_{n+m,m}$ in the case $X = \mathbb{R}^d$ has been computed by D. Cohen, M. Farber and S. Weinberger in [1] and [2]. The methods used therein are based on homotopy theory and, in particular, do not yield explicit motion planning algorithms. Inspired by our work in [10], we present a parametrised motion planner for $\pi_{n+2,2}$ for any $d \geq 2$ even and $n \geq 1$. The planner has $2n+1$ regions of continuity and is optimal (in view of Theorem 2.6 below). The hypothesis that d be even is essential for this planner. In fact, the parametrised topological complexity is one unit larger when d is odd. On the other hand, the harder cases are those with d even, for then the calculation of the parametrised topological complexity in [2] is based on (non-constructive) techniques of obstruction theory.

We recall well-known results about the homotopy invariance of parametrised topological complexity in Section 2. In particular, in Remark 2.5 we give explicit formulas describing how parametrised motion planners can be carried over from one space to another by means of a parametrised deformation. In Section 3, we construct parametrised motion planning algorithms for $\pi_{n+2,2}$ for any $d \geq 2$ even and $n \geq 1$.

Remark 1.2. We emphasize that our algorithms work for $m = 2$, that is, with two obstacles. The line L_C defined in Section 3 is key to our construction. This will allow to define desingularizations F^i in (3.2), sets $T_{i,j}$ in (3.4), deformations φ_i in (3.6), parametrised homotopies $\sigma_{i,j}$ in (3.7) and the algorithm $\bar{\Gamma}$ in (3.8). The construction of optimal parametrized motion planners would require alternative techniques for $m \geq 3$.

2. PRELIMINARY RESULTS

The concept of parametrised topological complexity was introduced by Cohen, Farber and Weinberger in [1]. Here we recall the basic definitions and properties. Our contribution, in Remark 2.5, is to give explicit formulas describing how parametrised motion planners can be carried over from one space to another by means of a parametrised deformation.

For a topological space E , let $E^{[0,1]}$ denote the space of free paths on E with the compact-open topology. For a fibration $p : E \rightarrow B$ with path-connected fiber X , consider the subspaces

$$\begin{aligned} E \times_B E &= \{(e_1, e_2) \in E \times E : p(e_1) = p(e_2)\}, \\ E_B^{[0,1]} &= \{\gamma \in E^{[0,1]} : p \circ \gamma \text{ is a constant path}\}, \end{aligned}$$

and the evaluation fibration

$$(2.1) \quad \Pi : E_B^{[0,1]} \rightarrow E \times_B E, \quad \Pi(\gamma) = (\gamma(0), \gamma(1)).$$

A *parametrised motion planning algorithm* is a section $s : E \times_B E \rightarrow E_B^{[0,1]}$ of the fibration Π , i.e., a (not necessarily continuous) map satisfying $\Pi \circ s = 1_{E \times_B E}$, where $1_{E \times_B E}$ denotes the identity map. When $E \times_B E$ has the homotopy type of a CW complex, a continuous parametrised motion planning algorithm for p exists if and only if the fiber X is contractible (see [1, Proposition 4.5]), which forces the following definition. The *parametrised topological complexity* $\mathrm{TC}_B(X)$ of a fibration $p : E \rightarrow B$ with fiber X is the Schwarz genus of the evaluation fibration (2.1). In other words the parametrised topological complexity of p is the smallest positive integer $\mathrm{TC}_B(X) = k$ for which the space $E \times_B E$ is covered by k open subsets $E \times_B E = U_1 \cup \dots \cup U_k$ such that for any $i = 1, 2, \dots, k$ there exists a continuous section $s_i : U_i \rightarrow E_B^{[0,1]}$ of Π over U_i (i.e., $\Pi \circ s_i = \mathrm{incl}_{U_i}$, where incl_{U_i} denotes the inclusion map). Thus, as noted in the introduction, we are using an unreduced notation for parametrised topological complexity.

Example 2.1. Suppose that the fibers of $p : E \rightarrow B$ are convex sets. Given a pair of points $(e_1, e_2) \in E \times_B E$, we may move with constant velocity along the straight line segment connecting e_1 and e_2 . This clearly produces a continuous parametrised algorithm for the parametrised motion planning problem for p . Thus we have $\mathrm{TC}_B(X) = 1$.

Note that $\mathrm{TC}_B(X)$, where $E = B \times F \rightarrow B$ is the trivial fibration, coincides with Farber's topological complexity $\mathrm{TC}(X)$ of the fiber X , which is defined in terms of motion planning algorithms for a robot moving between initial-final configurations [5]. This means that trivial parametrisation does not add complexity (see [1, Example 4.2]).

The definition of $\mathrm{TC}_B(X)$ deals with open subsets of $E \times_B E$ admitting continuous sections of the evaluation fibration (2.1). Yet, for practical purposes, the construction of explicit parametrised motion planning algorithms is usually done by partitioning the whole space $E \times_B E$ into pieces, over each of which a continuous section for (2.1) is set. Since any such partition necessarily contains subsets which are not open (recall X has been assumed to be path-connected), we need to be able to operate with subsets of $E \times_B E$ of a more general nature.

Recall that a topological space X is a *Euclidean Neighbourhood Retract* (ENR) if it can be embedded into an Euclidean space \mathbb{R}^d with an open neighbourhood U , $X \subset U \subset \mathbb{R}^d$, admitting a retraction $r : U \rightarrow X$, $r|_U = 1_X$. In addition, a subspace $X \subset \mathbb{R}^d$ is an ENR if and only if it is locally compact and locally contractible, see [3, Chap. 4, Sect. 8]. This implies that all finite-dimensional polyhedra, smooth manifolds and semi-algebraic sets are ENRs.

Definition 2.2. Let $E \times_B E$ be an ENR. A parametrised motion planning algorithm $s : E \times_B E \rightarrow E_B^{[0,1]}$ is said to be *tame* if $E \times_B E$ splits as a pairwise disjoint union $E \times_B E = F_1 \sqcup \dots \sqcup F_k$, where each F_i is an ENR, and each restriction $s|_{F_i} : F_i \rightarrow E_B^{[0,1]}$

is continuous. The subsets F_i in such a decomposition are called *domains of continuity* for s .

Proposition 2.3. ([9, Proposition 2.2]) *For an ENR $E \times_B E$, $\text{TC}_B(X)$ is the minimal number of domains of continuity F_1, \dots, F_k for tame parametrised motion planning algorithms $s : E \times_B E \rightarrow E_B^{[0,1]}$.*

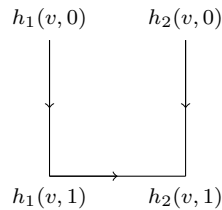
A tame parametrised motion planning algorithm $s : E \times_B E \rightarrow E_B^{[0,1]}$ is called optimal when it admits $\text{TC}_B(X)$ domains of continuity.

Given a tame parametrised motion planning algorithm $s : E \times_B E \rightarrow E_B^{[0,1]}$ with continuity domains F_1, \dots, F_k , one may organize an actual implementation as follows. Given a pair of configurations (C_1, C_2) , we first find the subset F_i such that $(C_1, C_2) \in F_i$ and then we give the path $s_i(C_1, C_2)$ as an output.

Remark 2.4. In the final paragraph of the introduction we noted that in this paper we construct optimal parametrised motion planners to $\pi_{n+2,2}$. We can now be more precise: we actually construct parametrised tame motion planning algorithms with the advertized optimality property.

The existence of a continuous parametrised motion planning algorithm on a subset U of $E \times_B E$ implies the existence of a corresponding continuous parametrised motion planning algorithm on any subset V of $E \times_B E$ deforming to U within $E \times_B E$ in the *parametrised context*. Such a fact is argued next in a constructive way, developing [6, Example 6.4] in the parametrised case (the latter given for the non parametrised case). This of course suits best our implementation-oriented objectives.

Remark 2.5 (Constructing parametrised motion planning algorithms via parametrised deformations). Let $s_U : U \rightarrow E_B^{[0,1]}$ be a continuous parametrised motion planning algorithm defined on a subset U of $E \times_B E$. Suppose a subset $V \subseteq E \times_B E$ can be continuously deformed within $E \times E$ into U in the *parametrised context*, i.e., there is a homotopy $H : V \times [0, 1] \rightarrow E \times E$ such that $H(v, 0) = v$, $H(v, 1) \in U$ and $h_1(v, -), h_2(v, -) \in E_B^{[0,1]}$ for any $v \in V$, where h_1, h_2 denote the Cartesian components of H , $H = (h_1, h_2)$. As schematized in the picture



(where H runs from top to bottom and s_U runs from left to right), the path $s_U(H(v, 1)) \in E_B^{[0,1]}$ connects in sequence the points $h_i(v, 1)$, $i \in \{1, 2\}$, i.e.,

$$s_U(H(v, 1))(i) = h_{i+1}(v, 1), \quad i \in \{0, 1\},$$

whereas the formula

$$s_V(v)(\tau) = \begin{cases} h_1(v, 3\tau), & 0 \leq \tau \leq \frac{1}{3}; \\ s_U(H(v, 1))(3\tau - 1), & \frac{1}{3} \leq \tau \leq \frac{2}{3}; \\ h_2(v, 3 - 3\tau), & \frac{2}{3} \leq \tau \leq 1, \end{cases}$$

defines a continuous section $s_V : V \rightarrow E_B^{[0,1]}$ of (2.1) over V . Summarizing: a parametrised deformation of V into U and a continuous parametrised motion planning algorithm defined on U determine an explicit continuous parametrised motion planning algorithm defined on V .

The final ingredient we need is the value of $\text{TC}_{F(\mathbb{R}^d, m)}(F(\mathbb{R}^d - \{m \text{ points}\}, n))$, computed by Cohen-Farber-Weinberger in [1] and [2].

Theorem 2.6. ([1],[2]) *For any $m \geq 2$ and $n \geq 1$, the parametrised topological complexity of the problem of collision-free motion of n robots in the Euclidean d -space in the presence of m point obstacles with unknown a priori positions is given by*

$$\text{TC}_{F(\mathbb{R}^d, m)}(F(\mathbb{R}^d - \{m \text{ points}\}, n)) = \begin{cases} 2n + m, & \text{if } d \geq 3 \text{ is odd;} \\ 2n + m - 1, & \text{if } d \geq 2 \text{ is even.} \end{cases}$$

3. PARAMETRISED MOTION PLANNING ALGORITHM TO $\pi_{n+2,2}$ WITH $d \geq 2$ EVEN

We present a parametrised motion planning algorithm for $\pi_{n+2,2}$ under the assumption (in force throughout this section) that $d \geq 2$ is even. The algorithm will have $2n + 1$ domains of continuity.

For a configuration $C = (o_1, o_2, x_1, \dots, x_n) \in F(\mathbb{R}^d, n + 2)$, consider the affine line L_C through the points o_1 and o_2 , oriented in the direction of the unit vector

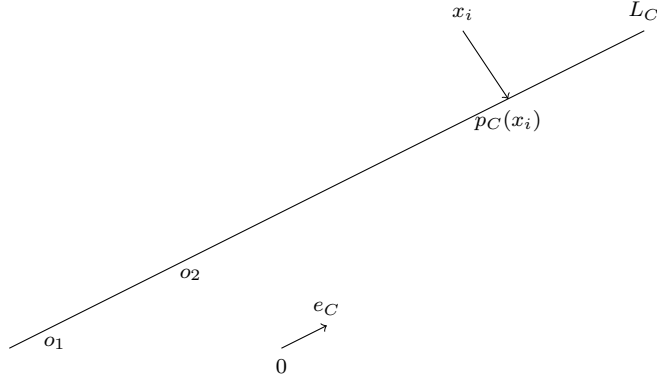
$$e_C = \frac{o_2 - o_1}{|o_2 - o_1|},$$

and let L'_C denote the line passing through the origin and parallel to L_C (with the same orientation as L_C). Let $p_C : \mathbb{R}^d \rightarrow L_C$ be the orthogonal projection, and let $\overline{\text{cp}}(C)$ be the cardinality of the set $\{p_C(o_1), p_C(o_2), p_C(x_1), \dots, p_C(x_n)\}$. Note that $\overline{\text{cp}}(C)$ ranges from 2 to $n + 2$. For $i \in \{2, \dots, n + 2\}$, let A_i denote the set of all configurations $C \in F(\mathbb{R}^d, n + 2)$ with $\overline{\text{cp}}(C) = i$. The various A_i are ENR's satisfying

$$(3.1) \quad \overline{A_i} \subset \bigcup_{j \leq i} A_j.$$

3.1. Desingularization. For a configuration $C = (o_1, o_2, x_1, \dots, x_n) \in A_i$, set

$$\bar{\epsilon}(C) := \frac{1}{n + 2} \min\{|p_C(x_r) - p_C(x_s)| : p_C(x_r) \neq p_C(x_s)\},$$

FIGURE 1. The line L_C , its orientation e_C , and the projection p_C .

here $x_i = o_i$ for $i = 1, 2$. In addition, for C as above and $t \in [0, 1]$, set

$$F^i(C, t) = \begin{cases} (o_1, o_2, \bar{z}_1(C, t), \dots, \bar{z}_n(C, t)), & \text{if } i < n + 2; \\ C, & \text{if } i = n + 2, \end{cases}$$

where $\bar{z}_j(C, t) = x_j + t j \bar{e}(C) e_C$ for $j = 1, \dots, n$. This defines a continuous “desingularization” deformation

$$(3.2) \quad F^i : A_i \times [0, 1] \rightarrow F(\mathbb{R}^d, n + 2)$$

of A_i into A_{n+2} inside $F(\mathbb{R}^d, n + 2)$ (see Figure 2). Note that neither the lines L_C and L'_C nor their orientations change under the desingularization, i.e., $L_{F^i(C, t)} = L_C$, $L'_{F^i(C, t)} = L'_C$, and $e_{F^i(C, t)} = e_C$ for all $t \in [0, 1]$. Indeed, we note that $\pi_{n+2, 2}(F^i(C, t)) = \pi_{n+2, 2}(C)$ for all $t \in [0, 1]$.

3.2. The sets T_{ij} . We recall the sets A_{ij} and B_{ij} from [10]. For $i, j = 2, \dots, n + 2$ let

$$\begin{aligned} A_{ij} &:= \{(C, C') \in A_i \times A_j : e_C \neq -e_{C'}\}, \\ B_{ij} &:= \{(C, C') \in A_i \times A_j : e_C = -e_{C'}\}. \end{aligned}$$

The sets A_{ij} and B_{ij} are ENR's (for they are semi-algebraic) covering $F(\mathbb{R}^d, n + 2) \times F(\mathbb{R}^d, n + 2)$ that satisfy

$$(3.3) \quad \overline{A_{ij}} \subseteq \bigcup_{r \leq i, s \leq j} A_{rs} \cup \bigcup_{r \leq i, s \leq j} B_{rs} \quad \text{and} \quad \overline{B_{ij}} \subseteq \bigcup_{r \leq i, s \leq j} B_{rs},$$

in view of (3.1). Note that each B_{ij} does not intersect the subspace $F(\mathbb{R}^d, n + 2) \times_{F(\mathbb{R}^d, 2)} F(\mathbb{R}^d, n + 2)$, i.e.,

$$B_{ij} \cap \left(F(\mathbb{R}^d, n + 2) \times_{F(\mathbb{R}^d, 2)} F(\mathbb{R}^d, n + 2) \right) = \emptyset,$$

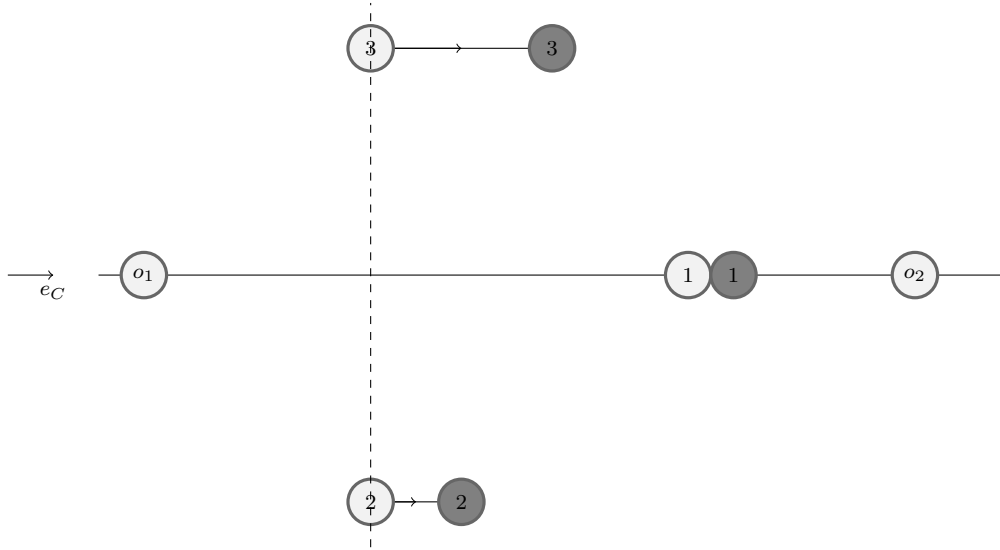


FIGURE 2. Desingularization.

because $(C, C') \in F(\mathbb{R}^d, n+2) \times_{F(\mathbb{R}^d, 2)} F(\mathbb{R}^d, n+2)$ implies that $e_C = e_{C'}$ and thus $(C, C') \notin B_{ij}$. Consider subsets

$$(3.4) \quad T_{ij} := A_{ij} \cap \left(F(\mathbb{R}^d, n+2) \times_{F(\mathbb{R}^d, 2)} F(\mathbb{R}^d, n+2) \right).$$

The sets T_{ij} are ENR's (for they are semi-algebraic) covering $F(\mathbb{R}^d, n+2) \times_{F(\mathbb{R}^d, 2)} F(\mathbb{R}^d, n+2)$ that satisfy

$$(3.5) \quad \overline{T_{ij\text{rel}}} \subseteq \bigcup_{r \leq i, s \leq j} T_{rs},$$

in view of (3.3). Here, $\overline{T_{ij\text{rel}}}$ denotes the closure relative to the space $F(\mathbb{R}^d, n+2) \times_{F(\mathbb{R}^d, 2)} F(\mathbb{R}^d, n+2)$, i.e., $\overline{T_{ij\text{rel}}} = \overline{T_{ij}} \cap (F(\mathbb{R}^d, n+2) \times_{F(\mathbb{R}^d, 2)} F(\mathbb{R}^d, n+2))$.

We also consider subset X of $F(\mathbb{R}^d, n+2) \times_{F(\mathbb{R}^d, 2)} F(\mathbb{R}^d, n+2)$ defined by

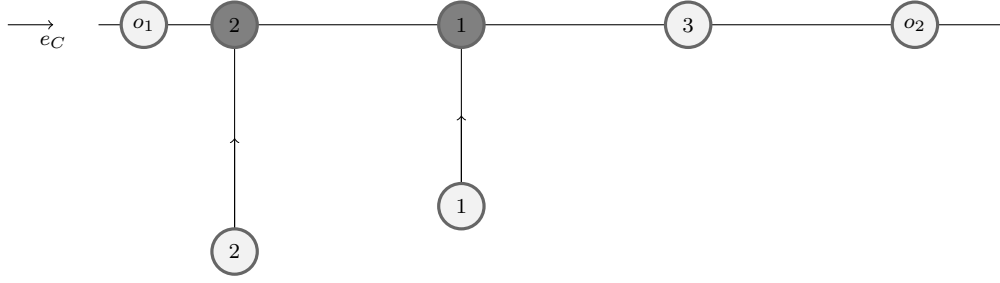
$$X := \{(C, C') \in F(\mathbb{R}^d, n+2) \times_{F(\mathbb{R}^d, 2)} F(\mathbb{R}^d, n+2) : \text{with both } C \text{ and } C' \text{ colinear}\}.$$

Here a configuration $C \in F(\mathbb{R}^d, n+2)$ is colinear if in fact $C \in F(L_C, n+2)$.

Remark 3.1. The map $\varphi = (\varphi_1, \dots, \varphi_{n+2}) : A_{n+2} \times [0, 1] \rightarrow F(\mathbb{R}^d, n+2)$ given by the formula

$$(3.6) \quad \varphi_i(C, t) = y_i + t(p_C(y_i) - y_i), \quad i = 1, \dots, n+2,$$

where $C = (o_1, o_2, x_1, \dots, x_n) \in A_{n+2}$ and $y_1 = o_1, y_2 = o_2$ and $y_{i+2} = x_i$ for each $i = 1, \dots, n$, defines a continuous deformation of A_{n+2} onto $F(L_C, n+2)$ inside $F(\mathbb{R}^d, n+2)$ depicted in Figure 3. Note that, $\varphi_i(C, t) = o_i$ for any $t \in [0, 1]$ and each $i = 1, 2$.

FIGURE 3. Linear deformation of A_{n+2} onto $F(L_C, n+2)$ inside $F(\mathbb{R}^d, n+2)$.

3.3. Deformations σ_{ij} . Next we define parametrised homotopies

$$(3.7) \quad \sigma_{ij} : T_{ij} \times [0, 1] \rightarrow F(\mathbb{R}^d, n+2) \times F(\mathbb{R}^d, n+2),$$

deforming T_{ij} into X , i.e., such that

- (1) $\sigma_{ij}((C, C'), 0) = (C, C')$ and $\sigma_{ij}((C, C'), 1) \in X$.
- (2) $\pi_{n+2,2} \circ \sigma_{ij}^1((C, C'), -) = \overline{\pi_{n+2,2}(C)}$ and $\pi_{n+2,2} \circ \sigma_{ij}^2((C, C'), -) = \overline{\pi_{n+2,2}(C')}$, where $\sigma_{ij}^1, \sigma_{ij}^2$ denote the Cartesian components of σ_{ij} , i.e., $\sigma_{ij} = (\sigma_{ij}^1, \sigma_{ij}^2)$. Recall that $\pi_{n+2,2}(C) = \pi_{n+2,2}(C')$ for any $(C, C') \in T_{ij}$.

The deformation σ_{ij} : Given a pair $(C, C') \in T_{ij}$, we first apply the desingularization deformations $F^i(C, t)$ and $F^j(C', t)$ in order to take the pair (C, C') into a pair of configurations $(C_1, C'_1) \in T_{n+2, n+2}$ (recall $\pi_{n+2,2}(C_1) = \pi_{n+2,2}(C) = \pi_{n+2,2}(C') = \pi_{n+2,2}(C'_1)$). Next we apply the linear deformation (3.6), in order to take the pair (C_1, C'_1) into a pair of colinear configurations $(C_2, C'_2) \in X$. The deformation σ_{ij} is the concatenation of the two deformations just described.

3.4. Section over X . Recall that $X \subset F(\mathbb{R}^d, n+2) \times_{F(\mathbb{R}^d, 2)} F(\mathbb{R}^d, n+2)$ is the set of pairs (C, C') of colinear configurations. Note that, $L_C = L_{C'} =: L_{C, C'}$. We construct a continuous parametrised motion planning algorithm

$$(3.8) \quad \bar{\Gamma} : X \rightarrow F(\mathbb{R}^d, n+2)_{F(\mathbb{R}^d, 2)}^{[0,1]}$$

provided d is even (this is the only place where the hypothesis about the parity of d is used).

Let ν be a fixed unitary tangent vector field on S^{d-1} , say

$$\nu(x_1, y_1, \dots, x_\ell, y_\ell) = (-y_1, x_1, \dots, -y_\ell, x_\ell)$$

with $d = 2\ell$. Given two configurations $C = (o_1, o_2, x_1, \dots, x_n)$ and $C' = (o_1, o_2, x'_1, \dots, x'_n)$ in $F(L_{C, C'}, n+2)$, let $\bar{\Gamma}^{C, C'}$ be the path in the fiber $\pi_{n+2,2}^{-1}(o_1, o_2) \subset F(\mathbb{R}^d, n+2)$ from C to C' depicted in Figure 4. Explicitly, if $C = (o_1, o_2, x_1, \dots, x_n)$ and $C' = (o_1, o_2, x'_1, \dots, x'_n)$,

then the path $\bar{\Gamma}(C, C')$ in the fiber $\pi_{n+2,2}^{-1}(o_1, o_2) \subset F(\mathbb{R}^d, n+2)$ from C to C' has components $(o_1, o_2, \bar{\Gamma}_1^{C,C'}, \dots, \bar{\Gamma}_n^{C,C'})$ defined by

$$\bar{\Gamma}_i^{C,C'}(t) = \begin{cases} x_i + (3ti)v(e_C), & \text{for } 0 \leq t \leq \frac{1}{3}; \\ x_i + iv(e_C) + (3t-1)(x'_i - x_i), & \text{for } \frac{1}{3} \leq t \leq \frac{2}{3}; \\ x'_i + i(3-3t)v(e_C), & \text{for } \frac{2}{3} \leq t \leq 1. \end{cases}$$

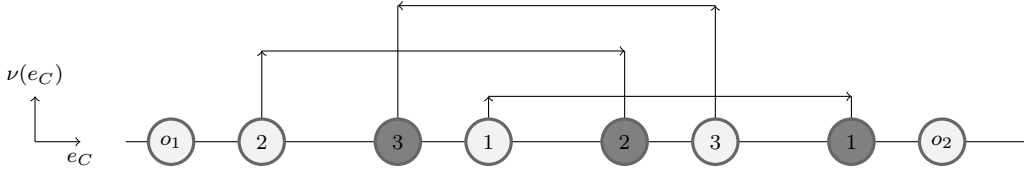


FIGURE 4. Section over X . Vertical arrows pointing upwards (downwards) describe the first (last) third of the path $\bar{\Gamma}^{C,C'}$, whereas horizontal arrows describe the middle third of $\bar{\Gamma}^{C,C'}$.

3.5. Repacking regions of continuity. As explained in Remark 2.5, we can combine the continuous parametrised motion planning algorithm $\bar{\Gamma}$ with the concatenation of the parametrised deformations discussed so far to obtain continuous parametrised motion planning algorithms

$$(3.9) \quad T_{i,j} \rightarrow F(\mathbb{R}^d, n+2)^{[0,1]}_{F(\mathbb{R}^d, 2)},$$

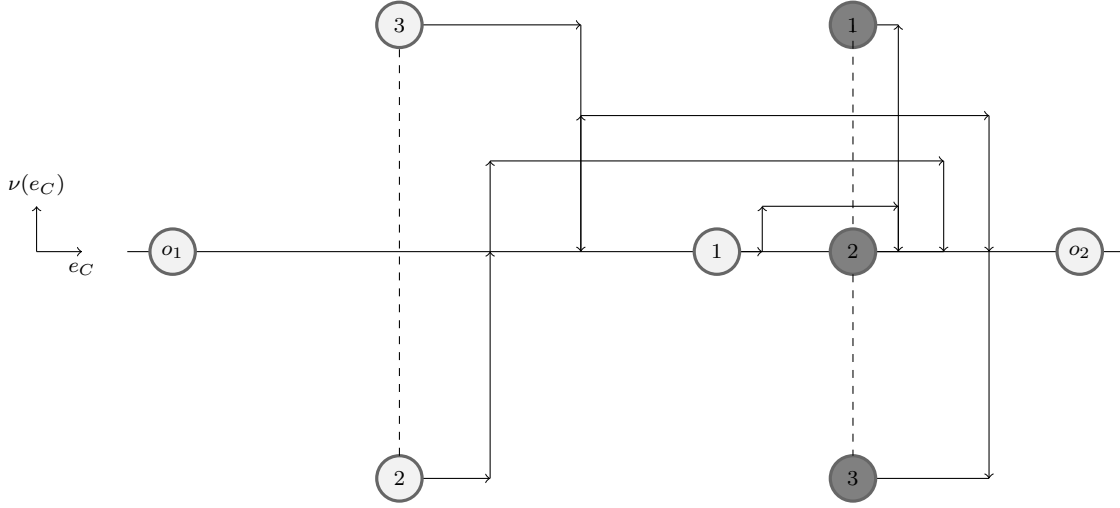
for $i, j = 2, \dots, n+2$. The corresponding upper bound

$$\text{TC}_{F(\mathbb{R}^d, 2)}(F(\mathbb{R}^d - \{2 \text{ points}\}, n)) \leq (n+1)^2$$

is improved by repacking these regions of continuity. Set

$$W_\ell = \bigcup_{i+j=\ell} T_{ij}$$

for $\ell = 4, \dots, 2n+4$. In view of (3.5), the sets assembling each W_ℓ are topologically disjoint in the sense that $\overline{T_{ij\text{rel}}} \cap T_{i'j'} = \emptyset$, provided $i+j = i'+j'$ and $(i, j) \neq (i', j')$, so the sets W_ℓ are ENR's covering $F(\mathbb{R}^d, n+2) \times_{F(\mathbb{R}^d, 2)} F(\mathbb{R}^d, n+2)$ on each of which the corresponding algorithms in (3.9) assemble a continuous parametrised motion planning algorithm. We have thus constructed a tame parametrised motion planning algorithm for $\pi_{n+2,2}: F(\mathbb{R}^d, n+2) \rightarrow F(\mathbb{R}^d, 2)$ having $2n+1$ regions of continuity $W_4, W_5, \dots, W_{2n+4}$ (see Figure 5).

FIGURE 5. The motion planning algorithm for $\pi_{n+2,2}$.

REFERENCES

- [1] D. Cohen, M. Farber, and S. Weinberger. ‘*Topology of parametrised motion planning algorithms*’, arXiv preprint arXiv:2009.06023 (2020).
- [2] D. Cohen, M. Farber, and S. Weinberger. ‘*Parametrized topological complexity of collision-free motion planning in the plane*’, arXiv preprint arXiv:2010.09809 (2020).
- [3] A. Dold, ‘*Lectures on algebraic topology*’, Springer Science & Business Media. (2012).
- [4] E. Fadell and L. Neuwirth, ‘*Configuration spaces*’. Math. Scand. **10** (4) (1962), 111-118.
- [5] M. Farber, ‘*Topological complexity of motion planning*’, Discrete and Computational Geometry. **29** (2003), no. 2, 211–221.
- [6] M. Farber, ‘*Configuration spaces and robot motion planning algorithms*’, in: Combinatorial and Toric Homotopy: Introductory Lectures (eds. A. Darby, J. Grbic and J. Wu) (World Scientific, Singapore, 2017), 263–303.
- [7] J.-C. Latombe, ‘*Robot motion planning*’ (Springer, New York, 1991).
- [8] S. M. LaValle, ‘*Planning algorithms*’ (Cambridge University Press, Cambridge, 2006).
- [9] Y. Rudyak, ‘*On higher analogs of topological complexity*’, Topology and its Applications, Elsevier. **157** (2010), no. 5, 916–920.
- [10] C. A. I. Zapata, and J. Gonzalez. ‘*Multitasking collision-free optimal motion planning algorithms in Euclidean spaces*’, Discrete Mathematics, Algorithms and Applications, 12, no. 3 (2020) 2050040. doi:10.1142/S1793830920500408

DEPARTAMENTO DE MATEMÁTICA, UNIVERSIDADE DE SÃO PAULO, INSTITUTO DE CIÊNCIAS MATEMÁTICAS E DE COMPUTAÇÃO - USP, AVENIDA TRABALHADOR SÃO-CARLENSE, 400 - CENTRO CEP: 13566-590 - SÃO CARLOS - SP, BRASIL

Email address: cesarzapata@usp.br

DEPARTAMENTO DE MATEMÁTICAS, CENTRO DE INVESTIGACIÓN Y DE ESTUDIOS AVANZADOS DEL I.P.N. AV. INSTITUTO POLITÉCNICO NACIONAL NÚMERO 2508, SAN PEDRO ZACATENCO, MÉXICO CITY 07000, MÉXICO

Email address: jesus@math.cinvestav.mx