

GridDehazeNet+: An Enhanced Multi-Scale Network with Intra-Task Knowledge Transfer for Single Image Dehazing

Xiaohong Liu, Zhihao Shi, Zijun Wu, and Jun Chen, *Senior Member, IEEE*

Abstract—We propose an enhanced multi-scale network, dubbed GridDehazeNet+, for single image dehazing. The proposed dehazing method does not rely on the Atmosphere Scattering Model (ASM), and an explanation as to why it is not necessarily performing the dimension reduction offered by this model is provided. GridDehazeNet+ consists of three modules: pre-processing, backbone, and post-processing. The trainable pre-processing module can generate learned inputs with better diversity and more pertinent features as compared to those derived inputs produced by hand-selected pre-processing methods. The backbone module implements multi-scale estimation with two major enhancements: 1) a novel grid structure that effectively alleviates the bottleneck issue via dense connections across different scales; 2) a spatial-channel attention block that can facilitate adaptive fusion by consolidating dehazing-relevant features. The post-processing module helps to reduce the artifacts in the final output. Due to domain shift, the model trained on synthetic data may not generalize well on real data. To address this issue, we shape the distribution of synthetic data to match that of real data, and use the resulting translated data to finetune our network. We also propose a novel intra-task knowledge transfer mechanism that can memorize and take advantage of synthetic domain knowledge to assist the learning process on the translated data. Experimental results demonstrate that the proposed method outperforms the state-of-the-art on several synthetic dehazing datasets, and achieves the superior performance on real-world hazy images after finetuning. Codes will be released online upon the publication of the present work.

Index Terms—Single image dehazing, attention-based feature fusion, intra-task knowledge transfer.

I. INTRODUCTION

THE image dehazing problem has received significant attention in the research community [1]–[4] over the past two decades. It aims to restore the clear version of a hazy image, thus helps mitigate the impact of image distortion induced by the environmental conditions on various visual analysis tasks.

The Atmosphere Scattering Model (ASM) [5]–[7] provides a simple approximation of the haze effect. Specifically, it assumes that

$$I_c(x) = J_c(x)t(x) + A(1 - t(x)), \quad c = 1, 2, 3, \quad (1)$$

where $I_c(x)$ ($J_c(x)$) is the intensity of the c th color channel of pixel x in the hazy (clear) image, $t(x)$ is the transmission

X. Liu, Z. Shi, Z. Wu, and J. Chen (Corresponding Author) are with the Department of Electrical and Computer Engineering, McMaster University, Hamilton, ON., L8S 4K1, Canada (e-mail: {liux173, shiz31, wuz146, chen-jun}@mcmaster.ca). This work was supported in part by the Natural Sciences and Engineering Research Council of Canada through a Discovery Grant.




Fig. 1. Dehazing results for a real hazy image from URHI dataset [10]: (a) a real hazy image, (b) the result based on DADN [8], (c) the result based on ACER-Net [9], and (d) our result. The GDN+ achieves the best visual performance against the others in terms of haze removal and enhanced color contrast.

map, and A is the global atmospheric light intensity. In addition, we have $t(x) = e^{-\beta d(x)}$, where β and $d(x)$ are the atmosphere scattering parameter and the scene depth, respectively. This model indicates that image dehazing is in general an underdetermined problem without the knowledge of A and $t(x)$.

As a canonical example of image restoration, the dehazing problem can be tackled using a variety of techniques that are generic in nature. Moreover, many misconceptions and difficulties encountered in image dehazing manifest in other restoration problems as well. Therefore, it is instructive to examine the relevant issues in a broader context, four of which are highlighted below.

1) Role of Physical Model: Many data-driven approaches to image restoration require synthetic data for training. To produce such data, it is necessary to have a physical model of the relevant image degradation process (e.g., the ASM for the haze effect). A natural question arises whether the design of the image restoration algorithm itself should rely on this physical model. Apparently a model-dependent algorithm may suffer inherent performance loss on real images due to model mismatch. However, it is often taken for granted that such an algorithm must have advantages on synthetic images produced

using the same physical model.

2) *Selection of Pre-Processing Method*: Pre-processing is widely used in image preparation to facilitate follow-up operations [11], [12]. It can also be used to generate several variants of the given image, providing a certain form of diversity that can be harnessed via proper fusion. However, the pre-processing methods are often selected based on heuristics, thus are not necessarily best suited to the problem under consideration.

3) *Bottleneck of Multi-Scale Estimation*: Image restoration requires an explicit/implicit knowledge of the statistical relationship between the distorted image and the original clear version. The statistical model needed to capture this relationship often has a huge number of parameters, comparable or even more than the available training data. As such, directly estimating these parameters based on the training data is often unreliable. Multi-scale estimation [13], [14] tackles this problem by i) approximating the high-dimensional statistical model with a low-dimensional one, ii) estimating the parameters of the low-dimensional model based on the training data, iii) parameterizing the neighborhood of the estimated low-dimensional model, performing a refined estimation, and repeating this procedure if needed. It is clear that the estimation accuracy on one scale will affect that on the next scale. Since multi-scale estimation is commonly done in a successive manner, its performance is often limited by a certain bottleneck.

4) *Effect of Domain Shift*: The effectiveness of supervised learning for image restoration has been widely observed. However, building a large-scale real dataset of distorted images paired with their ground-truth is very expensive and sometimes not even possible [15]. Therefore, in practice one commonly resorts to synthetic data for network training. However, due to domain shift, there is no guarantee that a network trained on synthetic data can generalize well to real data.

The present work can be viewed as a product of our attempt to address the aforementioned generic issues in image restoration. Its main contributions can be summarized as follows:

- 1) The proposed GridDehazeNet+ (abbreviated as GDN+) does not rely on the ASM for haze removal, yet is capable of outperforming the existing model-dependent dehazing methods even on synthetic images. We also experimentally demonstrate that the dimension reduction offered by the ASM is not necessarily beneficial to network learning, owing to the introduction of undesirable local minima.
- 2) In contrast to hand-selected pre-processing methods, the pre-processing module in the GDN+ is fully trainable, thus can offer more flexible and pertinent image enhancement.
- 3) The implementation of attention-based multi-scale estimation on a densely connected grid network allows efficient information exchange across different scales and alleviates the bottleneck issue.
- 4) To cope with domain shift, certain translated data are generated, by shaping the distribution of synthetic data to match that of real-world hazy images, to finetune our network. Moreover, a novel Intra-Task Knowledge

Transfer (ITKT) mechanism is proposed to help the finetuning process on translated data.

Benefiting from the overall design, the proposed GDN+ outperforms the State-Of-The-Art (SOTA) methods on several synthetic dehazing datasets and achieves superior performance on real-world hazy images after finetuning. An example is shown in Fig. 1, where our method delivers the most visually appealing dehazing result for a real hazy image from URHI dataset [10].

II. RELATED WORK

Early works on image dehazing either require *multiple* images of the same scene taken under different conditions [6], [16]–[19] or side information acquired from other sources [20], [21]. Recent years have seen increasing interest in *single* image dehazing without side information, which is considerably more challenging. To place our work in a proper context, we give a review of existing prior-based and learning-based methods for single image dehazing as well as the recent developments of knowledge distillation and transfer.

A. Prior-Based Single Image Dehazing

A conventional strategy for single image dehazing is to estimate the transmission map $t(x)$ and the global atmospheric light intensity A (or their variants) based on certain assumptions or priors. Then, Eq. (1) is inverted to obtain the dehazed image. Representative works along this line of research include [22]–[26]. Specifically, [22] proposed a local contrast maximization method for dehazing, motivated by the observation that clear images tend to have higher contrast as compared to their hazy counterparts. [23] realized haze removal via the analysis of albedo under the assumption that the transmission map and surface shading are locally uncorrelated. [24] proposed the Dark Channel Prior (DCP), which asserted that pixels in non-haze patches have low intensity in at least one color channel. [25] suggested a machine learning approach that exploits four haze-related features using a random forest regressor. [26] proposed a color attenuation prior that is beneficial to modeling the scene depth of hazy images. Although these methods have enjoyed varying degrees of success, their performances are inherently limited by the accuracy of the adopted assumptions/priors with respect to the target scenes.

B. Learning-Based Single Image Dehazing

With the advance in deep learning techniques and the availability of large synthetic datasets [25], recent years have witnessed the increasing popularity of data-driven methods for image dehazing. These methods largely follow the conventional strategy mentioned above but with reduced reliance on hand-crafted priors. For example, [27] employed a Multi-Scale CNN (MSCNN) that first predicted a holistic transmission map, and refined it locally. [28] proposed a three-layer Convolutional Neural Network (CNN), named DehazeNet, to directly estimate the transmission map from the given hazy image. [29] embedded the ASM into a neural network for joint

learning of the transmission map, atmospheric light intensity, and dehazed result. [30] explored the physical model in the feature space (instead of the pixel space) to perform image dehazing.

The AOD-Net [31] represents a departure from the conventional strategy. Specifically, a reformulation of Eq. (1) was introduced in [31] to bypass the estimation of the transmission map and atmospheric light intensity. A close inspection reveals that this reformulation in fact renders the ASM completely superfluous (though this point is not recognized in [31]). In [12], the proposed Gated Fusion Network (GFN) went one step further by explicitly abandoning the ASM in its design, and leveraged several hand-selected pre-processing methods (*i.e.*, white balance, contrast enhancing, and gamma correction) to improve the dehazing results. Recent works mostly followed this model-agnostic design principle and tackled image dehazing with various techniques. By regarding image dehazing as image-to-image translation, [32] constructed an Enhanced Pix2pix Dehazing Network (EPDN) based on the Generative Adversarial Network (GAN), which does not rely on any physical model. [33] capitalized on the attention mechanism and put forward a feature fusion attention network with the flexibility to regulate different types of information. By leveraging the boosting strategy, [34] proposed a boosted decoder that can progressively restore the haze-free image. [9] treated hazy and clear images as negative and positive samples to train the proposed AECD-Net jointly, and the adopted contrastive regularization can be applied to other dehazing methods to further improve their performance.

While there is increasing evidence that model-agnostic image dehazing methods are able to outperform their model-dependent counterparts even if only synthetic data (produced using the physical model) are concerned, the reason behind this puzzling phenomenon is still unclear. In this paper, we attempt to lift the veil by providing a possible explanation together with some supporting experiments.

In addition, owing to domain shift, learning-based methods trained on synthetic data tend to generalize poorly over to real data. To mitigate the detrimental effect caused by domain shift, [35] proposed a hybrid approach, where a CNN is trained on synthetic data in a supervised manner, and on real data in an unsupervised manner. To support unsupervised learning, physical priors (*i.e.*, dark channel loss and total variation loss) were employed. [36] followed this line of ideas and proposed a principled synthetic-to-real dehazing framework to finetune a model trained on synthetic data, aiming at improving the generalization performance on real data. However, involving real data in training does not fully address the domain-shift issue. In [8], a Domain Adaptation Dehazing Network (DADN) was proposed by adopting the CycleGAN [15] to deal with the discrepancies between the synthetic domain and real domain.

In view of the fact that unsupervised finetuning guided by physical priors may cause significant artifacts, the GDN+ proposed in the present paper exploits supervised finetuning on translated data to improve the dehazing performance on real data.

C. Knowledge Distillation and Transfer

One popular application of knowledge distillation [37] is for network compression, where the learned logits from a large network (*i.e.*, teacher network) is transferred to a small network (*i.e.*, student network). Compared to the teacher network, the student network is much easier to deploy, possibly at the cost of a potential performance drop. [38] suggested that the intermediate representations from the teacher network can be leveraged to further improve the training process of the student network. In recent years, knowledge distillation has been proved useful not only for network compression, but also for various computer vision tasks, including object detection [39], semantic segmentation [40], image synthesis [41], style transfer [42], *etc.* Knowledge distillation found its first application to single image dehazing in [43], where the teacher and student networks share the same architecture but are responsible for image reconstruction and image dehazing tasks, respectively. In contrast, for the Knowledge Distilling Dehazing Network (KDDN) proposed in [44], the architectures of teacher and student networks are tailored to the designated tasks; besides, multiple features, rather than only one intermediate feature, are distilled to improve the effectiveness of knowledge transfer.

Different from [43], [44], where knowledge transfer is carried out among heterogeneous tasks, we perform ITKT with teacher and student networks working on the *same* task (*i.e.*, dehazing) but taking *different* data as inputs. Intuitively, the synthetic domain knowledge yields useful insights into translated data, where the haze effect does not admit a simple mathematical characterization. Therefore, the characteristics of intermediate features distilled from the teacher network can greatly benefit the learning process of the student network, enabling it to deliver satisfactory dehazing results on real-world hazy images.

III. METHOD

A. Overview

Here we highlight the following aspects of the proposed GDN+.

1) *No Reliance on Atmosphere Scattering Model*: Although the model-agnostic approach to single image dehazing has become increasingly popular, no convincing reason has been provided why there is any advantage in ignoring the ASM, as far as the dehazing performance on synthetic images is concerned. The argument put forward in [12] is that estimating $t(x)$ from a hazy image is an ill-posed problem. Nevertheless, this is puzzling since estimating $t(x)$ (which is color-channel-independent) is presumably easier than $J_c(x)$, $c = 1, 2, 3$. In Fig. 2, we offer a possible explanation why it could be problematic if one blindly uses the constraint that $t(x)$ is color-channel-independent to narrow down the search space and why it might be potentially advantageous to relax this constraint in the search of the optimal $t(x)$. However, with this relaxation, the ASM offers no dimension reduction in the estimation procedure. More fundamentally, it is known that the loss surface of a CNN is generally well-behaved in the sense that the local minima are often almost as good as the global minimum [45]–[47]. On the other hand, by incorporating

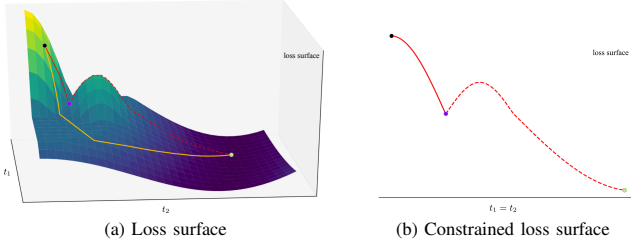


Fig. 2. On the potential detrimental effect of using the ASM for image dehazing. For illustration purposes, we focus on two color channels of a single pixel and denote the respective transmission maps by t_1 and t_2 . Fig. 2 (a) plots the loss surface as a function of t_1 and t_2 . It can be seen that the global minimum is attained at a point (see the green dot) satisfying $t_1 = t_2$, which agrees with the ASM. With the black dot as the starting point, one can readily find this global minimum using gradient descent (see the yellow path). However, a restricted search based on the ASM along the $t_1 = t_2$ direction (see the red path) will get stuck at a point indicated by the purple dot (see Fig. 2 (b)). Note that this point is a local minimum in the constrained space but not in the original space, and it becomes an obstruction simply due to the adoption of the ASM.

the ASM into a CNN, one basically introduces a nonlinear component that is heterogeneous in nature from the rest of the network, which may create an undesirable loss surface. To support this explanation, we provide some experimental results in Section V-D.

2) *Trainable Pre-Processing Module*: The pre-processing module effectively converts the single image dehazing problem to a multi-image dehazing problem by generating several variants of the given hazy image, each highlighting a different aspect of this image and making the relevant feature information more evidently exposed. In contrast to those hand-selected pre-processing methods adopted in the existing works (e.g., [12]), the proposed pre-processing module is made fully trainable, which is in line with the general preference of data-driven methods over prior-based methods as shown by recent developments in image dehazing. Note that hand-selected processing methods typically aim to enhance certain concrete features that are visually recognizable. However, the exclusion of abstract features is not justifiable. Indeed, there might exist abstract transform domains that better suit the follow-up operations than the image domain. A trainable pre-processing module has the freedom to identify transform domains over which more diversity gain can be harnessed.

3) *Enhanced Multi-Scale Estimation*: Here the meaning of word *enhanced* is two-fold. First, inspired by [48], we *enhance* the conventional multi-scale network using a novel grid structure. This grid structure has clear advantages over the encoder-decoder structure and the conventional multi-scale structure extensively used in image restoration [12], [49]–[51]. In particular, the information flow in the encoder-decoder structure or the conventional multi-scale structure often suffers from the bottleneck effect due to the hierarchical architecture whereas the grid structure circumvents this issue via dense connections across different scales using up-sampling/down-sampling blocks. Second, we further *enhance* the network with Spatial-Channel Attention Blocks (SCABs) that are placed at the junctions where features are exchanged and aggregated. These SCABs enable the network to better exploit the diversity created by the pre-processing module and the information most

relevant to the dehazing task.

4) *Intra-Task Knowledge Transfer*: ITKT refers to leveraging the knowledge acquired from a certain task on *one dataset* to facilitate the learning process of the same task on *another dataset*. In the current context, it is observed that the synthetic domain knowledge is beneficial for handling translated data. Rather than directly finetuning the network on translated data, a teacher-student structure is used to memorize and take advantage of synthetic domain knowledge. To the best of our knowledge, this is the first work that leverages ITKT to improve the dehazing performance on real-world hazy images.

In comparison to the preliminary work GDN [52], the GDN+ is improved in two aspects. First, the GDN only adopts channel-wise attention with the learned weights independent to the target features [52]. In contrast, the GDN+ employs the self-attention mechanism [53], [54], encapsulated in SCABs, to generate feature-adaptive weights. Second, the GDN tends to suffer significant performance drop on real-world hazy images, possibly due to the domain shift between synthetic data in training and real data in testing. To address this issue, we shape the distribution of synthetic data to match that of real data, and use the resulting translated data to finetune the network. Moreover, to memorize and take advantage of synthetic domain knowledge, we propose an ITKT mechanism to assist the learning process on translated data.

B. Network Architecture

The GDN+ consists of three modules, *i.e.*, the pre-processing module, the backbone module and the post-processing module. Fig. 3 shows the overall architecture of the proposed network.

The pre-processing module consists of a 3×3 convolution with stride 1 (denoted as Conv@K3S1) and a Residual Dense Block (RDB) [50]. It generates 16 feature maps, which will be referred to as the learned inputs, from the given hazy image.

The backbone module is an improved version of Grid-Net [48] originally proposed for semantic segmentation. It performs enhanced multi-scale estimation based on the learned inputs. We choose a grid structure with three rows and six columns. Each row corresponds to a different scale and consists of five RDBs with the number of feature maps unaltered. Each column can be regarded as a bridge that connects different scales via Upsampling Blocks (UBs) or Downsampling Blocks (DBs). In each UB (DB), the size of feature maps is increased (decreased) by a factor of 2 while the number of feature maps is decreased (increased) by the same factor. Here upsampling/downsampling is implemented using convolution instead of traditional methods such as bilinear or bicubic interpolation. Fig. 4 provides a detailed illustration of the RDB, UB, and DB in the dash box in Fig. 3. Each RDB consists of five convolutions: the first four are used to increase the number of feature maps while the last one fuses these feature maps. The output is then combined with the input of this RDB via channel-wise addition. Following [50], the growth rate in RDB is set to 16. The UB and DB are structurally the same except that they respectively use Convolution (Conv) and DeConvolution (DeConv)) to adjust the size of feature maps. In GDN+, except for the first convolution in the pre-processing module and the 1×1 convolution in each RDB, all

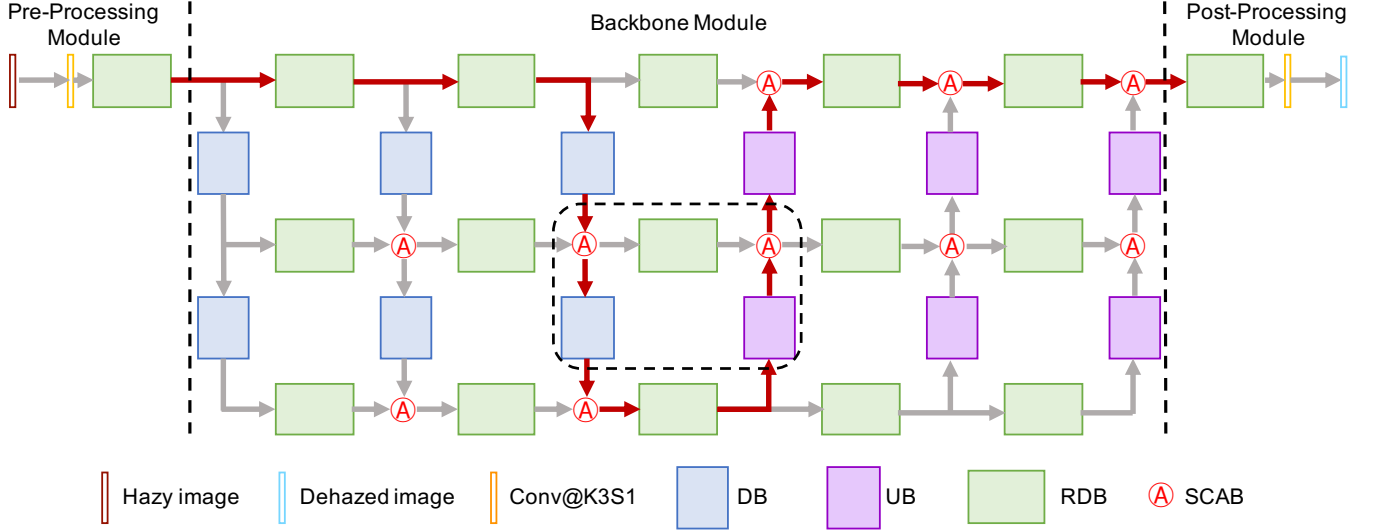


Fig. 3. The architecture of the proposed GridDehazeNet+ (GDN+). Here Conv@K n S m indicates a $n \times n$ convolution with stride m .

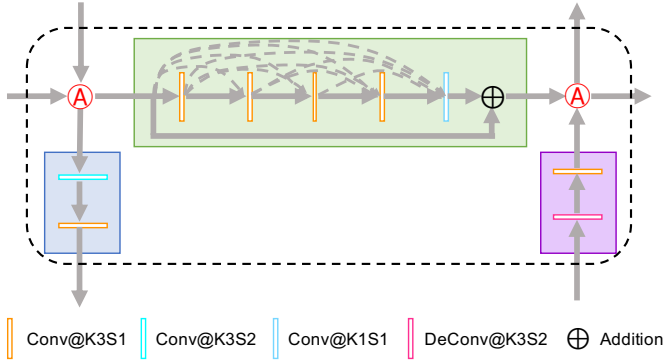


Fig. 4. Illustration of the dashed box in Fig. 3. Here Conv(DeConv)@K n S m indicates a $n \times n$ convolution (deconvolution) with stride m .

other convolutions are activated by ReLU. To strike a balance between the output size and the computational complexity, we set the number of feature maps at three different scales to 16, 32, and 64, respectively.

Since dehazed images constructed directly from the output of the backbone module tend to contain artifacts, we introduce a post-processing module to further improve the quality. The structure of the post-processing module is symmetrical to that of the pre-processing module.

It is worth noting that the GDN+ subsumes some existing networks as special cases. For example, the red path in Fig. 3 shows an encoder-decoder network that can be obtained by pruning the GDN+. As another example, removing the exchange branches (*i.e.*, the middle four columns in the backbone module) from GDN+ leads to a conventional multi-scale network.

C. Feature Fusion with Spatial-Channel Attention Blocks

Since different channels and regions of learned features may not be of the same importance for the dehazing process, we embed certain judiciously constructed SCABs into the network

to enable adaptive feature fusion. The SCAB employs spatial and channel-wise attentions [54], realized respectively by the Spatial Attention Block (SAB) and the Channel Attention Block (CAB). The SAB applies the average and max poolings along the channel axis to aggregate the local information on different feature maps, and the two pooled results are concatenated and fed into a convolution to generate the spatial attention map. The CAB applies the average and max poolings along the spatial axis instead; the pooled features are adjusted by a shared multi-layer perceptron which explores the inter-channel relationship to consolidate the important information; the adjusted versions are then added together and passed through a Sigmoid function to produce the channel attention coefficients. Finally, the spatial attention map and channel attention coefficients act back on the corresponding input features to enable self-adaptation.

As illustrated in Fig. 5, each SCAB consists of two CABs and one SAB. The features from horizontal and vertical streams are first accommodated by two distinct CABs to strengthen the relevant characteristics via channel-wise attention. The outputs of the two CABs are added together and then fed into a SAB for spatial adaptation. Let $F_{i,j}^h$ and $F_{i,j}^v$ denote respectively the features from the horizontal stream and vertical stream at the fusion position (i, j) in the backbone module, where $i = 0, 1, 2$ and $j = 0, 1, \dots, 5$. Let $f_{i,j}^h(F | \Theta_{i,j}^h)$ and $f_{i,j}^v(F | \Theta_{i,j}^v)$ denote respectively the CAB operations for the horizontal stream and vertical stream at the fusion position (i, j) , where F represents an arbitrary input feature, and $\Theta_{i,j}^h$, $\Theta_{i,j}^v$ are the trainable weights. Similarly, let $g_{i,j}(F | \Phi_{i,j})$ denote the SAB operation at the fusion position (i, j) , where $\Phi_{i,j}$ is the trainable weight. The proposed SCAB can be expressed as

$$\tilde{F}_{i,j} = g_{i,j}(f_{i,j}^c(F_{i,j}^c | \Theta_{i,j}^c) + f_{i,j}^r(F_{i,j}^r | \Theta_{i,j}^r) | \Phi_{i,j}), \quad (2)$$

where $\tilde{F}_{i,j}$ is the output feature of the SCAB. Note that SCABs endow the GDN+ with the ability to fuse features from different scales adaptively. Quite remarkably, our experimental

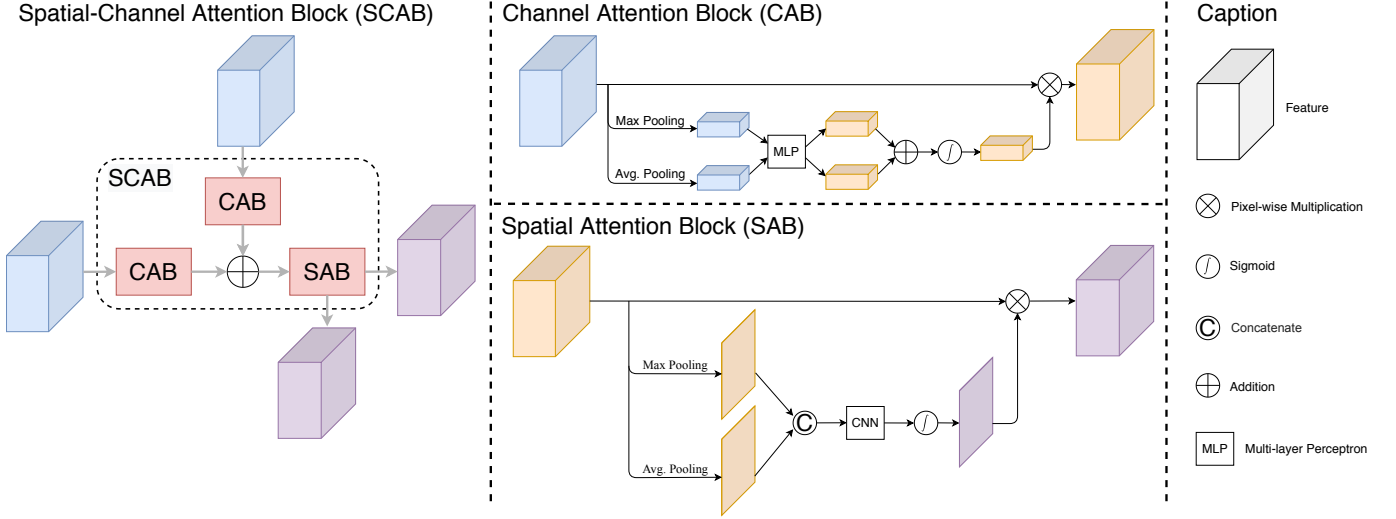


Fig. 5. Illustration of the Spatial-Channel Attention Block (SCAB).

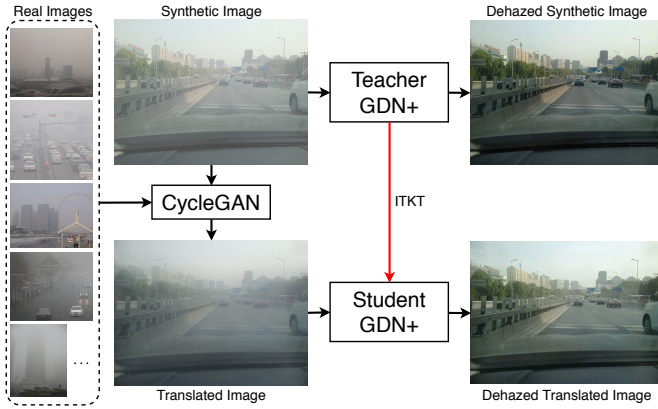


Fig. 6. The flowchart of the proposed ITKT mechanism.

results indicate that it suffices to use SCABs with a small number of trainable weights to substantially boost the overall performance.

D. Intra-Task Knowledge Transfer

We use the CycleGAN [15] to convert ASM-based synthetic data to more realistic-looking translated data, which can be regarded as samples from the distribution of real-world hazy images. As the real haze effect captured by translated data does not admit a simple mathematical characterization, the learning process on translated data is more difficult than that on synthetic data. Therefore, to memorize and take advantage of synthetic domain knowledge, we propose an ITKT mechanism to reduce the finetuning difficulty on translated data. The overall flowchart of the proposed ITKT mechanism is demonstrated in Fig. 6. the teacher GDN+ is pre-trained on synthetic data, and its learned weights are utilized to initialize the student GDN+. During the finetuning process, the teacher GDN+ is responsible for memorizing and providing the synthetic domain knowledge to the student GDN+, thus its weights are fixed. The student GDN+, equipped with this

knowledge, is finetuned on translated data in a supervised manner to improve the dehazing performance on real-world hazy images. Note that the teacher and student networks have the freedom to adopt their own architectures as long as the synthetic domain knowledge is properly transferred.

As shown in Fig. 6 and Fig. 7, the haze effect of synthetic images is noticeably different from that of translated ones, which is a clear indicator of domain shift. Benefiting from ITKT, the performance drop on real-world hazy images is significantly alleviated. In Sec. V-G, we also evaluate the effectiveness of ITKT by directly finetuning the GDN+ on translated data. Our experimental results show that the dehazing performance deteriorates as a consequence of this change.

E. Loss Function

In total, three different loss functions are employed to train the proposed network: 1) the fidelity loss L_F , 2) the perceptual loss L_P , and 3) the intra-task knowledge transfer loss L_{KT} . Their definitions and the underlying rationale are detailed below.

1) *Fidelity Loss*: The commonly used fidelity losses include L_1 and MSE. The MSE loss is very sensitive to outliers, thus might suffer from gradient explosion [55]. Although the L_1 loss does not have this issue, it is not differentiable at zero. The smooth L_1 loss can be regarded as an integration of these two losses, thus inherits their merits and avoids their drawbacks. Therefore, we use it as our fidelity loss to quantitatively measure the difference between the dehazed image and the ground-truth.

Let $\hat{J}_c(x)$ denote the intensity of the c th color channel of the pixel x in the dehazed image, and N denote the total number of pixels in one channel. Our fidelity loss can be expressed as

$$L_F = \frac{1}{3N} \sum_{c=1}^3 \sum_{x=1}^N h(\hat{J}_c(x) - J_c(x)), \quad (3)$$

where

$$h(e) = \begin{cases} 0.5e^2, & \text{if } |e| < 1, \\ |e| - 0.5, & \text{otherwise.} \end{cases} \quad (4)$$

2) *Perceptual Loss*: As a complement to the pixel-level fidelity loss, the perceptual loss [56] leverages multi-scale features extracted from a pre-trained deep neural network to quantify the overall *perceptual* difference between the dehazed image and the ground-truth. In this work, we use the VGG16 [57] pre-trained on ImageNet [58] as our loss network and extract the features from the last layer of each of the first three stages (*i.e.*, Conv1-2, Conv2-2 and Conv3-3). The perceptual loss can be defined as

$$L_P = \frac{1}{3} \sum_{l=1}^3 \frac{1}{C_l H_l W_l} \|\phi_l(\hat{J}) - \phi_l(J)\|_2^2, \quad (5)$$

where $\phi_l(\hat{J})$ ($\phi_l(J)$), $l = 1, 2, 3$, denote the aforementioned three VGG16 feature maps associated with the dehazed image \hat{J} (the ground truth J), and C_l , H_l , and W_l specify the dimension of $\phi_l(\hat{J})$ ($\phi_l(J)$).

3) *Intra-Task Knowledge Transfer Loss*: To effectively transfer the synthetic domain knowledge, we design an ITKT loss that guides the features from the student network to mimic the ones from the teacher network by reducing their L_1 distance. Three intermediate features from the first scale of the backbone module after the SCAB-based fusion are selected. According to our experiments, this selection induces the best dehazing performance among the candidates that have been considered. Following the notation in Sec. III-C, we denote these features by $\tilde{F}_{0,3}$, $\tilde{F}_{0,4}$, $\tilde{F}_{0,5}$, and use the superscripts t and s to indicate whether they come from the teacher or student network. Our ITKT loss can be expressed as

$$L_{KT} = \frac{1}{3} \sum_{j=3}^5 \|\tilde{F}_{0,j}^s - \tilde{F}_{0,j}^t\|_1. \quad (6)$$

4) *The Overall Loss*: The overall loss L_S of our GDN+ is a linear combination of fidelity loss L_F , perceptual loss L_P , and ITKT loss L_{KL} , which can be formulated as

$$L_S = L_F + \lambda_P L_P + \lambda_{KL} L_{KL}, \quad (7)$$

where λ_P and λ_{KL} are used to balance the loss components. According to our experiments, they are set to 0.04 and 0.01 respectively.

IV. DATA PREPARATION

A. Training Dataset

The RESIDE [10] is a large-scale dataset that contains an Indoor Training Set (ITS), an Outdoor Training Set (OTS), a Synthetic Object Testing Set (SOTS), a set of Unannotated real Hazy Images (URHI), and a real Task-driven Testing Set (RTTS). The ITS and OTS are generated from clear images based on the ASM via proper choices of the scattering coefficient β and the atmospheric light intensity A . Following DADN [8], we use the exactly same dataset that consists of 6,000 images with 3,000 from ITS and 3,000 from OTS




Fig. 7. Visualization of the haze effect before (shown in the 1st row) and after (shown in the 2nd row) the translation.

to train our GDN+. Since different dehazing methods may originally adopt different training datasets (*e.g.*, AOD-Net [31] was trained using 27,256 synthetic hazy images while ACER-Net [9] was trained on ITS that only has 13,990 images), for fair comparisons, we laboriously retrain all the methods under consideration on the aforementioned dataset by following their respective training strategies.

To finetune the GDN+, we select 1,000 real-world hazy images from RTTS [10], and utilize the CycleGAN to convert 6,000 synthetic images to translated ones with the distribution matched to that of real-world hazy images. Note that these 6,000 translated images should not be considered as additionally introduced data since they are generated from the training data *per se*. Fig. 7 visualizes the haze effect before and after this translation.

B. Testing Dataset

For testing, in total 6 dehazing datasets are used. Four of them are synthetic datasets and the rest two are real datasets. These testing datasets differ in size and haze distribution. We elaborate them as follows:

- **SOTS** [10]: Synthesized based on ASM, it comprises 500 indoor hazy images and 500 outdoor hazy images roughly of size 620×460 .
- **Middlebury** [59]: Synthesized based on ASM, it consists of 23 indoor hazy images roughly of size $2,880 \times 1,988$.
- **HazeRD** [60]: Synthesized based on ASM, it contains 75 outdoor hazy images roughly of size $3,873 \times 2,516$.
- **O-HAZE** [61]: It has 45 outdoor hazy images roughly of size $5,456 \times 3,632$. Instead of relying on ASM for synthesizing the haze effect, the images in this dataset are produced by a professional haze machine and consequently more visually realistic. Since the haze distribution of this dataset is different from that of ASM-based datasets, following the testing protocol of previous dehazing works, we adopt the training/testing splits in [62] to train and test the GDN+ and other methods chosen for comparison.
- **37Real** [63]: It collects 37 real-world hazy images roughly of size 768×512 . This is a commonly used benchmark for testing the performance of dehazing methods on real data.
- **URHI** [10]: It contains 4,809 real-world hazy images of various sizes (ranging from 400×350 to $2,000 \times 1,000$).

Unless otherwise specified, the *pre-trained* GDN+ is tested on synthetic datasets to demonstrate the superiority of our

TABLE I
QUANTITATIVE EVALUATIONS ON FOUR DEHAZING BENCHMARKS. AVERAGE PSNR/SSIM VALUES ARE REPORTED. **RED** AND **BLUE** INDICATE THE BEST AND THE SECOND BEST PERFORMANCE, RESPECTIVELY.

Method	SOTS		Middlebury		HazeRD		O-HAZE		# Param.(M)
	PSNR	SSIM	PSNR	SSIM	PSNR	SSIM	PSNR	SSIM	
DCP [24]	15.49	0.64	15.91	0.81	14.01	0.39	15.80	0.33	-
MSCNN [27]	17.57	0.81	13.35	0.78	15.57	0.42	19.60	0.63	0.008
DehazeNet [28]	21.14	0.85	13.28	0.79	15.54	0.41	19.37	0.64	0.008
AOD-Net [31]	19.06	0.85	13.86	0.79	15.63	0.45	18.85	0.70	0.002
GFN [12]	22.30	0.88	14.38	0.81	13.98	0.37	22.83	0.77	0.212
EPDN [32]	23.82	0.89	15.11	0.83	17.37	0.56	19.82	0.75	17.380
KDDN [44]	30.09	<u>0.97</u>	17.27	<u>0.87</u>	16.44	<u>0.83</u>	25.45	0.78	2.405
DADN [8]	27.76	0.93	15.93	0.70	<u>18.07</u>	0.63	21.69	0.74	54.591
ACER-Net [9]	<u>31.61</u>	0.98	<u>17.48</u>	0.86	15.88	0.81	<u>25.87</u>	<u>0.84</u>	2.614
GDN [52]	27.75	0.96	14.46	0.83	14.51	0.79	23.51	0.83	0.958
GDN+	32.15	0.98	18.04	0.88	19.54	0.87	26.10	0.85	0.961

network design while the *finetuned* GDN+ is tested on real datasets to verify the mitigation of domain gap attributed to ITKT. For simplicity, we do not explicitly differentiate them since it is easy to tell the difference based on the testing datasets.

V. EXPERIMENTAL RESULTS

We conduct extensive experiments to demonstrate that the proposed GDN+ outperforms the SOTA methods on synthetic datasets and delivers visually more satisfactory results on real datasets after finetuning. The experiments also provide useful insights into the constituent modules of the GDN+ and solid justifications for the effectiveness of the proposed ITKT mechanism.

A. Experimental Setup

The GDN+ is first trained on synthetic data for 100 epochs and then finetuned on translated data for another 100 epochs. We randomly crop a patch of size 240×240 from each image. For training, the Adam optimizer [64] is adopted, where β_1 and β_2 take the default values of 0.9 and 0.999, respectively. The batch size is set to 16 with the initial learning rate $1e-3$ that will be reduced by half every 20 epochs. The training is carried out on a PC with two NVIDIA GeForce GTX 2080Ti, but only one GPU is used for testing.

We compare the proposed GDN+ with 10 methods including DCP [24], MSCNN [27], DehazeNet [28], AOD-Net [31], GFN [12], EPDN [32], KDDN [44], DADN [8], ACER-Net [9], and GDN [52], where the DCP is the only non-learning-based method. Although ACER-Net is the current SOTA, DADN achieves better visual quality on real-world hazy images. Therefore, we consider both of them as the representatives of existing dehazing methods. For quantitative comparisons, we leverage the Peak Signal to Noise Ratio (PSNR) and Structure Similarity Index Measure (SSIM) to evaluate the dehazing results of different methods on synthetic datasets. Since the ground-truth of real-world hazy images are not available in real datasets, the Fog Aware Density Evaluator (FADE) [65], a no-reference image quality assessment tool

TABLE II
QUANTITATIVE EVALUATIONS ON TWO REAL DATASETS USING THE FADE METRIC. THE LOWER VALUE INDICATES THE BETTER DEHAZING PERFORMANCE. WE HIGHLIGHT THE BEST ONE IN **BOLD**.

Method	Hazy	DADN	ACER-Net	GDN	GDN+
37Real	1.0037	0.5788	0.6961	0.6290	0.5184
URHI	2.3230	1.0561	1.5927	1.4852	0.9094

specifically designed for image dehazing task, is used as an alternative to support quantitative evaluations.

B. Evaluations on Synthetic Data

We conduct evaluations on the 4 synthetic datasets, *i.e.*, SOTS, Middlebury, HazeRD, and O-HAZE. Comparisons in terms of average PSNR/SSIM values can be found in Tab I. It is evident that the proposed GDN+ outperforms all other methods chosen for comparison, and has a significant improvement over its preliminary version GDN (*e.g.*, 4.4 dB on SOTS). Besides, for each method, we also demonstrate the number of trainable parameters in million (M). The proposed GDN+ has much fewer parameters than ACER-Net and DADN, and the comparison between GDN+ and GDN reveals that the adoption of self-attentions greatly improves the dehazing performance with a trivial impact on the model size (*i.e.*, +0.003M).

Visual comparisons on the testing datasets can be found in Fig. 8. Note that GFN and EPDN exhibit limited performance on the images with dense haze (*e.g.*, the 7th row of Figs. 8 (b-c)). DADN tends to cause color distortions (*e.g.*, the 4th and 5th rows in Fig. 8 (d)). KDDN and ACER-Net still retain a non-negligible amount of haze in some cases (*e.g.*, the 4st row of Fig. 8 (e-f)). In comparison, the dehazing results of GDN+ are visually most similar to the ground-truth as they are free of color distortion and contain very little residual haze.

C. Evaluation on Real Data

We further compare the GDN+ with other methods on 2 real datasets, *i.e.*, 37Real and URHI. The results are shown in Table II, where the lower value indicates the better dehazing




Fig. 8. Visual comparisons of different methods on synthetic datasets: SOTS, Middlebury, HazeRD, and O-HAZE (from top to bottom with two rows for each dataset). Zoom in for details.

performance. It is evident that GDN+ surpasses the SOTAs on FADE, and the dehazing performance on real data is significantly improved as compared to GDN. This improvement can be attributed to the proposed ITKT mechanism that successfully alleviates domain shift between synthetic data and real data.

Besides quantitative evaluations, visual comparisons can be found in Fig. 9 as well. The dehazing results on real data are quite consistent with those on synthetic data. GFN and EPDN have difficulty in dealing with dense haze (e.g., the 4th rows of Figs. 9 (b-c)). DADN may cause severe color distortion (e.g., the 2th row of Fig. 9 (d)). Due to domain shift, KDDN and ACER-Net fail to produce desirable dehazing results on real-world hazy images.

Compared to these methods, the proposed GDN+ removes haze more thoroughly and is free of color distortion. The GDN+ also delivers better dehazing results on real data than GDN.

TABLE III
QUANTITATIVE COMPARISONS OF DIFFERENT ESTIMATION STRATEGIES.
THE BEST ONE IS HIGHLIGHTED IN **BOLD**.

Method	Indirect	Direct (GDN+)
SOTS	31.82/0.9732	32.15/0.9777
HazeRD	17.81/0.8455	19.54/0.8697

D. Necessity of Atmosphere Scattering Model

To gain a better understanding of the difference between the direct estimation strategy where the ASM is completely bypassed (denoted as *Direct*), and the indirect estimation strategy where the transmission map and the atmospheric light intensity are first estimated in order to calculate the dehazing result (denoted as *Indirect*), we adjust the GDN+ to make it follow the indirect estimation strategy instead. Specifically, we modify the convolution at the output end (i.e., the rightmost




Fig. 9. Visual comparisons of different methods on real-world hazy images: the ones in the first 2 rows are from 37Real, and the rest are from URHI. Zoom in for details.

Conv@K3S1 in Fig. 3) so that it outputs two feature maps rather than three. The first feature map is used as the estimated transmission map while the mean of the second one serves as the estimated atmospheric light intensity. These two estimates are then substituted into Eq. (1) to calculate the dehazing result. This variant of GDN+ is trained in the same way as detailed in Sec. V-A. It is then quantitatively evaluated on SOTS and HazeRD, and compared with its original version. Note that both SOTS and HazeRD are synthetic datasets based on ASM. Therefore, as far as this kind of testing datasets are concerned, the indirect estimation strategy essentially takes advantage of the ASM as a perfect prior. However, as shown in Tab. III, although adopting the ASM leads to a significant reduction in the number of parameters to be estimated, it in fact incurs performance degradation. This indicates that incorporating the ASM into GDN+ does have a detrimental effect on the loss surface.

E. Utility of Learned Inputs

The pre-processing module of GDN+ produces 16 learned inputs in total. Here we build two variants of GDN+ to demonstrate the diversity gain offered by these learned inputs. For the first variant (denoted as *Original*), we remove the

TABLE IV
QUANTITATIVE COMPARISONS OF DIFFERENT INPUT TYPES. THE BEST ONE IS HIGHLIGHTED IN **BOLD**.

Method	Original	Derived	Learned (GDN+)
SOTS	30.04/0.9697	29.08/0.9635	32.15/0.9777
HazeRD	17.69/0.8486	18.04/0.8580	19.54/0.8697

pre-processing module and replace the first 3 learned inputs by the RGB channels of the given RGB hazy image and the rest by all-zero feature maps. For the second variant (denoted as *Derived*), the learned inputs are substituted with the same number of derived inputs generated by hand-selected pre-processing methods. More specifically, we generate 16 derived inputs, 3 from the given hazy image, 3 from the White Balanced (WB) image, 3 from the Contrast Enhanced (CE) image, 6 from two Gamma Corrected (GC) images with γ set to 1.5 and 2.5 respectively, and 1 from the Gray-Scaled (GS) image. Fig. 10 shows the derived and learned inputs of a hazy image.

Although the hand-selected pre-processing methods can create diversified inputs, our pre-processing module is considerably more flexible and adaptive in finetuning the given




Fig. 10. Visualization of the derived and learned inputs for a hazy image from SOTS.

TABLE V
QUANTITATIVE COMPARISONS OF DIFFERENT VARIANTS OF GDN+. THE BEST ONE IS HIGHLIGHTED IN **BOLD**.

Method	EDNet	MSNet	w/o SCAB	w/o CAB	w/o SAB	w/o post-processing	Our GDN+
SOTS	25.98/0.9446	27.65/0.9467	27.85/0.9657	29.31/0.9734	31.80/0.9759	31.79/0.9755	32.15/0.9777
HazeRD	15.86/0.8182	16.51/0.8208	15.91/0.8264	16.12/0.8295	19.05/0.8648	19.28/0.8669	19.54/0.8697

image to better suit the follow-up process (*e.g.*, the learned inputs #3 and #5 enhance different aspects of the given hazy image and are complement to each other). More interestingly, the learned input #1 resembles a GS image, even though this is not prescribed. This shows that our pre-processing module is capable of mimicking hand-selected pre-processing methods when it is beneficial to do so.

To further validate the effectiveness of learned inputs, we follow the same experimental setup to train both variants, and quantitatively evaluate their dehazing performance on the SOTS and HazeRD. Tab. IV shows that the GDN+ with learned inputs (denoted as *Learned*) outperforms the *Original* and *Derived* versions in terms of PSNR and SSIM metrics.

F. Validation of Overall Design

The proposed GDN+ is a multi-scale network that is enhanced in two aspects: 1) a grid structure with dense connections across different scales to facilitate the information exchange, and 2) a novel SCAB that is capable of fusing features based on their relative importance. To demonstrate the effectiveness of the adopted grid structure, we consider the following two variants: 1) the Encoder-Decoder Network (*EDNet*) obtained by pruning the GDN+ (see the red path in Fig. 3), and 2) the conventional multi-scale network (*MSNet*) that removes all exchange branches except for the first and the last ones in order to maintain the minimum connection. To validate the proposed SCAB, we consider the following three variants: 1) the GDN+ without SCABs (*w/o SCAB*), 2) the GDN+ with CAB-absent SCABs (*w/o CAB*), and 3) the GDN+ with SAB-absent SCABs (*w/o SAB*). In addition, we build a variant of GDN+ that has no post-processing module (*w/o post-processing*). All these variants are trained in the same way as before and are tested on the SOTS and HazeRD.

The quantitative comparisons are shown in Table V. Compared to *EDNet* and *MSNet*, the proposed GDN+ achieves favorable dehazing results owing to the superiority of the grid

structure. Besides, it can be seen that the variants *w/o SAB* and *w/o CAB* both outperform the baseline *w/o SCAB* though the performance gain from CAB appears to be more significant than that from SAB. Benefiting from the contributions of both CAB and SAB, the GDN+ with SCABs delivers further elevated performance. As compared to GDN+, the dehazing performance of *w/o post-processing* is inferior owing to the potential residual artifacts from the backbone module. The above results provide a fairly comprehensive justification for the overall design of GDN+.

G. Effectiveness of Intra-Task Knowledge Transfer

To convincingly demonstrate the effectiveness of the proposed ITKT mechanism, we consider a variant (*w/o ITKT*) that trains the GDN+ directly on translated data. We also convert the original SOTS to a translated version, named SOTS-T, for quantitative comparisons in terms of PSNR and SSIM metrics. Besides *w/o ITKT* and *w/ ITKT* (*i.e.*, *GDN+*), the GDN+ pre-trained on synthetic data (*pre-trained*) is also tested on SOTS-T.

According to Tab. VI, the synthetic domain knowledge does benefit the learning process on translated data. Indeed, *w/ ITKT* achieves higher PSNR and SSIM values on SOTS-T as compared to *w/o ITKT*. Also from Figs. 11 (c-d), *w/ ITKT* removes haze more thoroughly than *w/o ITKT*, and produces more appealing dehazing results. As for *pre-trained*, although it works well on synthetic data, the dehazing performance on real data is rather limited as shown in Fig. 11 (b). This dramatic performance drop is owing to the domain shift between training and testing data. Therefore, it is necessary to conduct training on real data or those with (approximately) the same distribution. This is exactly the rationale of creating and utilizing the translated data to finetune the GDN+.

It is worth emphasizing that the proposed ITKT is generic in nature and can be easily employed in other learning-based

TABLE VI
QUANTITATIVE COMPARISONS OF ITKT-RELATED VARIANTS ON
SOTS-T. THE BEST ONE IS HIGHLIGHTED IN **BOLD**.

Method	pre-trained	w/o ITKT	w/ ITKT (GDN+)
SOTS-T	21.08/0.8004	23.70/0.8606	24.66/0.8751




Fig. 11. Qualitative comparisons of ITKT-related variants on real hazy images from URHI.

dehazing methods to improve their performance on real-world hazy images.

VI. CONCLUSION

We have proposed an enhanced multi-scale network and demonstrated its competitive performance for single image dehazing. The design of this network involves several ideas. We adopt a densely connected grid structure to facilitate the information exchange across different scales. A Novel SCAB, constructed based on the idea of self-attentions, is placed at the junctions of the grid structure to enable adaptive feature fusion. The issue of domain shift is addressed by converting synthetic data to translated data with the distribution matched to that of real-world hazy images. We further propose a novel ITKT mechanism that leverages the synthetic domain knowledge to assist the learning process on translated data.

Due to the generic nature of its building components, the proposed network is expected to be applicable to a wide range of image restoration problems. Investigating such applications is an endeavor well worth undertaking.

Our work also sheds some light on the puzzling phenomenon regarding the use of the ASM in image dehazing, and suggests the need to rethink the role of physical models in the design of image restoration algorithms.

REFERENCES

- [1] H. Zhang, V. Sindagi, and V. M. Patel, "Joint transmission map estimation and dehazing using deep networks," *IEEE Transactions on Circuits and Systems for Video Technology*, vol. 30, no. 7, pp. 1975–1986, 2019.
- [2] Y. Zhang, P. Wang, Q. Fan, F. Bao, X. Yao, and C. Zhang, "Single image numerical iterative dehazing method based on local physical features," *IEEE Transactions on Circuits and Systems for Video Technology*, vol. 30, no. 10, pp. 3544–3557, 2019.
- [3] J.-L. Yin, Y.-C. Huang, B.-H. Chen, and S.-Z. Ye, "Color transferred convolutional neural networks for image dehazing," *IEEE Transactions on Circuits and Systems for Video Technology*, vol. 30, no. 11, pp. 3957–3967, 2019.
- [4] D. Zhao, L. Xu, L. Ma, J. Li, and Y. Yan, "Pyramid global context network for image dehazing," *IEEE Transactions on Circuits and Systems for Video Technology*, vol. 31, no. 8, pp. 3037–3050, 2020.

- [5] E. J. McCartney, "Optics of the atmosphere: scattering by molecules and particles," *New York, John Wiley and Sons, Inc.*, 1976. 421 p., 1976.
- [6] S. G. Narasimhan and S. K. Nayar, "Chromatic framework for vision in bad weather," in *IEEE Conference on Computer Vision and Pattern Recognition (CVPR)*, vol. 1, 2000, pp. 598–605.
- [7] —, "Vision and the atmosphere," *International Journal of Computer Vision (IJCV)*, vol. 48, no. 3, pp. 233–254, 2002.
- [8] Y. Shao, L. Li, W. Ren, C. Gao, and N. Sang, "Domain adaptation for image dehazing," in *Proceedings of the IEEE/CVF Conference on Computer Vision and Pattern Recognition*, 2020, pp. 2808–2817.
- [9] H. Wu, Y. Qu, S. Lin, J. Zhou, R. Qiao, Z. Zhang, Y. Xie, and L. Ma, "Contrastive learning for compact single image dehazing," in *Proceedings of the IEEE/CVF Conference on Computer Vision and Pattern Recognition*, 2021, pp. 10 551–10 560.
- [10] B. Li, W. Ren, D. Fu, D. Tao, D. Feng, W. Zeng, and Z. Wang, "Benchmarking single-image dehazing and beyond," *IEEE Transactions on Image Processing (TIP)*, vol. 28, no. 1, pp. 492–505, 2019.
- [11] T. Tong, G. Li, X. Liu, and Q. Gao, "Image super-resolution using dense skip connections," in *IEEE International Conference on Computer Vision (ICCV)*, 2017, pp. 4799–4807.
- [12] W. Ren, L. Ma, J. Zhang, J. Pan, X. Cao, W. Liu, and M.-H. Yang, "Gated fusion network for single image dehazing," in *IEEE Conference on Computer Vision and Pattern Recognition (CVPR)*, 2018, pp. 3253–3261.
- [13] Z. Shen, W.-S. Lai, T. Xu, J. Kautz, and M.-H. Yang, "Deep semantic face deblurring," in *IEEE Conference on Computer Vision and Pattern Recognition (CVPR)*, 2018, pp. 8260–8269.
- [14] C. Chen, Q. Chen, J. Xu, and V. Koltun, "Learning to see in the dark," in *IEEE Conference on Computer Vision and Pattern Recognition (CVPR)*, 2018, pp. 3291–3300.
- [15] J.-Y. Zhu, T. Park, P. Isola, and A. A. Efros, "Unpaired image-to-image translation using cycle-consistent adversarial networks," in *Proceedings of the IEEE international conference on computer vision*, 2017, pp. 2223–2232.
- [16] Y. Y. Schechner, S. G. Narasimhan, and S. K. Nayar, "Instant dehazing of images using polarization," in *IEEE Conference on Computer Vision and Pattern Recognition (CVPR)*, 2001, pp. 325–332.
- [17] S. Shwartz, E. Namer, and Y. Y. Schechner, "Blind haze separation," in *IEEE Conference on Computer Vision and Pattern Recognition (CVPR)*, vol. 2, 2006, pp. 1984–1991.
- [18] S. G. Narasimhan and S. K. Nayar, "Contrast restoration of weather degraded images," *IEEE Transactions on Pattern Analysis and Machine Intelligence (TPAMI)*, no. 6, pp. 713–724, 2003.
- [19] S. K. Nayar and S. G. Narasimhan, "Vision in bad weather," in *IEEE International Conference on Computer Vision (ICCV)*, vol. 2, 1999, pp. 820–827.
- [20] S. G. Narasimhan and S. K. Nayar, "Interactive (de) weathering of an image using physical models," in *IEEE Workshop on Color and Photometric Methods in Computer Vision*, vol. 6. France, 2003.
- [21] J. Kopf, B. Neubert, B. Chen, M. Cohen, D. Cohen-Or, O. Deussen, M. Uyttendaele, and D. Lischinski, *Deep photo: Model-based photograph enhancement and viewing*. ACM, 2008, vol. 27.
- [22] R. T. Tan, "Visibility in bad weather from a single image," in *IEEE Conference on Computer Vision and Pattern Recognition (CVPR)*, 2008, pp. 1–8.
- [23] R. Fattal, "Single image dehazing," *ACM Transactions on Graphics (TOG)*, vol. 27, no. 3, p. 72, 2008.
- [24] K. He, J. Sun, and X. Tang, "Single image haze removal using dark channel prior," *IEEE Transactions on Pattern Analysis and Machine Intelligence (TPAMI)*, vol. 33, no. 12, pp. 2341–2353, 2011.
- [25] K. Tang, J. Yang, and J. Wang, "Investigating haze-relevant features in a learning framework for image dehazing," in *IEEE Conference on Computer Vision and Pattern Recognition (CVPR)*, 2014, pp. 2995–3000.
- [26] Q. Zhu, J. Mai, and L. Shao, "A fast single image haze removal algorithm using color attenuation prior," *IEEE Transactions on Image Processing (TIP)*, vol. 24, no. 11, pp. 3522–3533, 2015.
- [27] W. Ren, S. Liu, H. Zhang, J. Pan, X. Cao, and M.-H. Yang, "Single image dehazing via multi-scale convolutional neural networks," in *European conference on computer vision (ECCV)*. Springer, 2016, pp. 154–169.
- [28] B. Cai, X. Xu, K. Jia, C. Qing, and D. Tao, "Dehazenet: An end-to-end system for single image haze removal," *IEEE Transactions on Image Processing (TIP)*, vol. 25, no. 11, pp. 5187–5198, 2016.
- [29] H. Zhang and V. M. Patel, "Densely connected pyramid dehazing network," in *Proceedings of the IEEE conference on computer vision and pattern recognition*, 2018, pp. 3194–3203.

- [30] J. Dong and J. Pan, "Physics-based feature dehazing networks," in *European Conference on Computer Vision*. Springer, 2020, pp. 188–204.
- [31] B. Li, X. Peng, Z. Wang, J. Xu, and D. Feng, "Aod-net: All-in-one dehazing network," in *IEEE International Conference on Computer Vision (ICCV)*, 2017, pp. 4770–4778.
- [32] Y. Qu, Y. Chen, J. Huang, and Y. Xie, "Enhanced pix2pix dehazing network," in *Proceedings of the IEEE/CVF Conference on Computer Vision and Pattern Recognition*, 2019, pp. 8160–8168.
- [33] X. Qin, Z. Wang, Y. Bai, X. Xie, and H. Jia, "Ffa-net: Feature fusion attention network for single image dehazing," in *Proceedings of the AAAI Conference on Artificial Intelligence*, vol. 34, no. 07, 2020, pp. 11 908–11 915.
- [34] H. Dong, J. Pan, L. Xiang, Z. Hu, X. Zhang, F. Wang, and M.-H. Yang, "Multi-scale boosted dehazing network with dense feature fusion," in *Proceedings of the IEEE/CVF Conference on Computer Vision and Pattern Recognition*, 2020, pp. 2157–2167.
- [35] L. Li, Y. Dong, W. Ren, J. Pan, C. Gao, N. Sang, and M.-H. Yang, "Semi-supervised image dehazing," *IEEE Transactions on Image Processing*, vol. 29, pp. 2766–2779, 2019.
- [36] Z. Chen, Y. Wang, Y. Yang, and D. Liu, "Psd: Principled synthetic-to-real dehazing guided by physical priors," in *Proceedings of the IEEE/CVF Conference on Computer Vision and Pattern Recognition*, 2021, pp. 7180–7189.
- [37] G. Hinton, O. Vinyals, and J. Dean, "Distilling the knowledge in a neural network," *arXiv preprint arXiv:1503.02531*, 2015.
- [38] A. Romero, N. Ballas, S. E. Kahou, A. Chassang, C. Gatta, and Y. Bengio, "Fitnets: Hints for thin deep nets," *arXiv preprint arXiv:1412.6550*, 2014.
- [39] T. Wang, L. Yuan, X. Zhang, and J. Feng, "Distilling object detectors with fine-grained feature imitation," in *Proceedings of the IEEE/CVF Conference on Computer Vision and Pattern Recognition*, 2019, pp. 4933–4942.
- [40] Y. Wang, W. Zhou, T. Jiang, X. Bai, and Y. Xu, "Intra-class feature variation distillation for semantic segmentation," in *European Conference on Computer Vision*. Springer, 2020, pp. 346–362.
- [41] H. Yin, P. Molchanov, J. M. Alvarez, Z. Li, A. Mallya, D. Hoiem, N. K. Jha, and J. Kautz, "Dreaming to distill: Data-free knowledge transfer via deepinversion," in *Proceedings of the IEEE/CVF Conference on Computer Vision and Pattern Recognition*, 2020, pp. 8715–8724.
- [42] X. Chen, Y. Zhang, Y. Wang, H. Shu, C. Xu, and C. Xu, "Optical flow distillation: Towards efficient and stable video style transfer," in *European Conference on Computer Vision*. Springer, 2020, pp. 614–630.
- [43] H. Wu, J. Liu, Y. Xie, Y. Qu, and L. Ma, "Knowledge transfer dehazing network for nonhomogeneous dehazing," in *Proceedings of the IEEE/CVF Conference on Computer Vision and Pattern Recognition Workshops*, 2020, pp. 478–479.
- [44] M. Hong, Y. Xie, C. Li, and Y. Qu, "Distilling image dehazing with heterogeneous task imitation," in *Proceedings of the IEEE/CVF Conference on Computer Vision and Pattern Recognition*, 2020, pp. 3462–3471.
- [45] A. Choromanska, M. Henaff, M. Mathieu, G. B. Arous, and Y. LeCun, "The loss surfaces of multilayer networks," in *Artificial Intelligence and Statistics*, 2015, pp. 192–204.
- [46] F. Draxler, K. Veschgini, M. Salmhofer, and F. A. Hamprecht, "Essentially no barriers in neural network energy landscape," *arXiv preprint arXiv:1803.00885*, 2018.
- [47] Q. Nguyen and M. Hein, "The loss surface and expressivity of deep convolutional neural networks," 2018.
- [48] D. Fourure, R. Emonet, E. Fromont, D. Muselet, A. Tremeau, and C. Wolf, "Residual conv-deconv grid network for semantic segmentation," *arXiv preprint arXiv:1707.07958*, 2017.
- [49] B. Mildenhall, J. T. Barron, J. Chen, D. Sharlet, R. Ng, and R. Carroll, "Burst denoising with kernel prediction networks," in *IEEE Conference on Computer Vision and Pattern Recognition (CVPR)*, 2018, pp. 2502–2510.
- [50] Y. Zhang, Y. Tian, Y. Kong, B. Zhong, and Y. Fu, "Residual dense network for image super-resolution," in *IEEE Conference on Computer Vision and Pattern Recognition (CVPR)*, 2018, pp. 2472–2481.
- [51] X. Tao, H. Gao, X. Shen, J. Wang, and J. Jia, "Scale-recurrent network for deep image deblurring," in *IEEE Conference on Computer Vision and Pattern Recognition (CVPR)*, 2018, pp. 8174–8182.
- [52] X. Liu, Y. Ma, Z. Shi, and J. Chen, "Griddehazenet: Attention-based multi-scale network for image dehazing," in *Proceedings of the IEEE/CVF International Conference on Computer Vision*, 2019, pp. 7314–7323.
- [53] X. Wang, R. Girshick, A. Gupta, and K. He, "Non-local neural networks," in *Proceedings of the IEEE conference on computer vision and pattern recognition*, 2018, pp. 7794–7803.
- [54] S. Woo, J. Park, J.-Y. Lee, and I. S. Kweon, "Cbam: Convolutional block attention module," in *Proceedings of the European conference on computer vision (ECCV)*, 2018, pp. 3–19.
- [55] R. Girshick, "Fast r-cnn," in *IEEE International Conference on Computer Vision (ICCV)*, 2015, pp. 1440–1448.
- [56] J. Johnson, A. Alahi, and L. Fei-Fei, "Perceptual losses for real-time style transfer and super-resolution," in *European Conference on Computer Vision (ECCV)*. Springer, 2016, pp. 694–711.
- [57] K. Simonyan and A. Zisserman, "Very deep convolutional networks for large-scale image recognition," *arXiv preprint arXiv:1409.1556*, 2014.
- [58] O. Russakovsky, J. Deng, H. Su, J. Krause, S. Satheesh, S. Ma, Z. Huang, A. Karpathy, A. Khosla, M. Bernstein *et al.*, "Imagenet large scale visual recognition challenge," *International Journal of Computer Vision (IJCV)*, vol. 115, no. 3, pp. 211–252, 2015.
- [59] C. Ancuti, C. O. Ancuti, and C. De Vleeschouwer, "D-hazy: A dataset to evaluate quantitatively dehazing algorithms," in *2016 IEEE International Conference on Image Processing (ICIP)*. IEEE, 2016, pp. 2226–2230.
- [60] Y. Zhang, L. Ding, and G. Sharma, "Hazerd: an outdoor scene dataset and benchmark for single image dehazing," in *2017 IEEE international conference on image processing (ICIP)*. IEEE, 2017, pp. 3205–3209.
- [61] C. O. Ancuti, C. Ancuti, R. Timofte, and C. De Vleeschouwer, "O-haze: a dehazing benchmark with real hazy and haze-free outdoor images," in *Proceedings of the IEEE conference on computer vision and pattern recognition workshops*, 2018, pp. 754–762.
- [62] C. Ancuti, C. O. Ancuti, and R. Timofte, "Ntire 2018 challenge on image dehazing: Methods and results," in *Proceedings of the IEEE Conference on Computer Vision and Pattern Recognition Workshops*, 2018, pp. 891–901.
- [63] R. Fattal, "Dehazing using color-lines," *ACM Transactions on Graphics (TOG)*, vol. 34, no. 1, p. 13, 2014.
- [64] D. P. Kingma and J. Ba, "Adam: A method for stochastic optimization," *arXiv preprint arXiv:1412.6980*, 2014.
- [65] L. K. Choi, J. You, and A. C. Bovik, "Referenceless prediction of perceptual fog density and perceptual image defogging," *IEEE Transactions on Image Processing*, vol. 24, no. 11, pp. 3888–3901, 2015.