

Improving Online Forums Summarization via Unifying Hierarchical Attention Networks with Convolutional Neural Networks

SANSIRI TARNPRADAB, University of Central Florida

FERESHTEH JAFARIKINABAD, University of Central Florida

KIEN A. HUA, University of Central Florida

Online discussion forums are prevalent and easily accessible, thus allowing people to share ideas and opinions by posting messages in the discussion threads. Forum threads that significantly grow in length can become difficult for participants, both newcomers and existing, to grasp main ideas. This study aims to create an automatic text summarizer for online forums to mitigate this problem. We present a framework based on hierarchical attention networks, unifying Bidirectional Long Short-Term Memory (Bi-LSTM) and Convolutional Neural Network (CNN) to build sentence and thread representations for the forum summarization. In this scheme, Bi-LSTM derives a representation that comprises information of the whole sentence and whole thread; whereas, CNN recognizes high-level patterns of dominant units with respect to the sentence and thread context. The attention mechanism is applied on top of CNN to further highlight the high-level representations that capture any important units contributing to a desirable summary. Extensive performance evaluation based on three datasets, two of which are real-life online forums and one is news dataset, reveals that the proposed model outperforms several competitive baselines¹.

CCS Concepts: • **Computing methodologies** → *Natural language processing; Neural networks*; • **Information systems** → **Summarization**; *Data mining*.

Additional Key Words and Phrases: Multi-document summarization, Extractive summarization, Hierarchical Attention Networks, Representation Learning

ACM Reference Format:

Sansiri Tarnpradab, Fereshteh Jafariakinabad, and Kien A. Hua. 2021. Improving Online Forums Summarization via Unifying Hierarchical Attention Networks with Convolutional Neural Networks. 1, 1 (June 2021), 27 pages. <https://doi.org/10.1145/1122445.1122456>

1 INTRODUCTION

Online discussion forums embody a plethora of information exchanged among people with a common interest. Typically, a discussion thread is initiated by a user posting a message (e.g. question, suggestion, narrative, etc), then other users who are interested in the topic will join the discussion, also by posting their own messages (e.g. answer, relevant experience, new question, etc). The thread that gains popularity can span hundreds of messages, putting burden on both newcomers and current participants as they have to spend extra time to understand or simply to catch up with the

¹Our code and data are available at https://github.com/sansiri20/forums_summ.git

Authors' addresses: Sansiri Tarnpradab, University of Central Florida, sansiri@knights.ucf.edu; Fereshteh Jafariakinabad, University of Central Florida, fereshteh.jafari@knights.ucf.edu; Kien A. Hua, University of Central Florida, kienhua@cs.ucf.edu.

Permission to make digital or hard copies of all or part of this work for personal or classroom use is granted without fee provided that copies are not made or distributed for profit or commercial advantage and that copies bear this notice and the full citation on the first page. Copyrights for components of this work owned by others than ACM must be honored. Abstracting with credit is permitted. To copy otherwise, or republish, to post on servers or to redistribute to lists, requires prior specific permission and/or a fee. Request permissions from permissions@acm.org.

© 2021 Association for Computing Machinery.

Manuscript submitted to ACM

Manuscript submitted to ACM

discussion so far. An automatic forum summarization method that generates a concise summary is therefore highly desirable.

One simple way to produce a summary is to identify salient sentences and aggregate them. This method naturally aligns with the concept of extractive summarization which likewise involves selecting representative units and concatenating them according to their chronological order. In order to determine saliency of each unit, the *context* must be taken into account. This factor is critical to any summarization process whether it be an automatic system or a human tasked with selecting sentences from a document to form a summary. As an illustration, if a human is given a thread to extract key sentences from, he/she would first read the thread to grasp contextual information, then select sentences based on that context to compose a summary. On the other hand, if an arbitrary sentence is shown to a human without supplying context of the thread from which that sentence belongs to, there would be no clear way of deciding if the sentence should belong in the summary. Previous works [11, 61, 66] have shown that the performance of a summarizer can be improved with the context information from the document structure. The model can utilize such knowledge to generate more effective representations. Similar to documents, forum threads also possess a hierarchical structure; in which, words constitute a sentence, sentences constitute a post, and posts constitute a thread.

In this work, we propose a data-driven approach based on hierarchical attention networks to summarize online forums. In order to utilize knowledge of the forum structure, the method hierarchically encodes sentences and threads to obtain sentence and thread representations. Meanwhile, an attention mechanism is applied to further place emphasis on salient units. Drawing our inspiration from how humans read, comprehend, and then summarize a document, it led us to a network design that unifies Bidirectional Long Short-Term Memory (Bi-LSTM) and Convolutional Neural Network (CNN). In this scheme, Bi-LSTM derives a representation that comprises information of the whole sentence and whole thread (long-term dependencies); whereas, CNN recognizes high-level patterns of dominant units (words and sentences) with respect to the context from sentence and thread. All in all, both networks are combined with an aim to leverage their individual strength to achieve effective representations, compared to when either one is used. Our extensive experimental results verifies this effectiveness.

The contributions of this study are as follows:

- We propose a hierarchical attention networks which unifies Bi-LSTM and CNN to obtain representations for the extractive summarization of online forums. The attention mechanism is employed to put weight on important units. Different from previous studies that apply attention directly to individual words and sentences [55, 61], our findings suggest that applying attention to the high-level features extracted and compressed by CNN contributes to improvements in the performance.
- To demonstrate the advantage of the proposed hybrid model, we perform comprehensive empirical study. The result shows that the proposed approach significantly outperforms a range of competitive baselines as well as the initial study [55], with respect to both sentence-level scores and ROUGE evaluation. This encourages further investigation into the use of the proposed hybrid network for text summarization.
- We conduct an extensive experiment using different pretrained embeddings (static and contextual) to investigate their effectiveness towards improving the summarization performance. Moreover, since the proposed approach can be framed as multi-document summarization, we evaluate the performance on three datasets – two of which from online forums domain, whereas the other from news domain.

The remainder of this paper is organized as follows. We review the literature related to automatic summarization in Section 2. The proposed framework is introduced in Section 3. In Section 4, we provide details on the dataset and the

experimental configurations for the performance studies, and explain the baselines used in the comparative study to assess the effectiveness of our proposed model. The performance results are analyzed in Section 5. Finally, we draw our conclusions in Section 6.

2 RELATED WORK

In this study, we address the problem of online forums summarization. Therefore, described herein this section are three major strands of research related to this study, including extractive summarization, neural network-based text summarization, and representation learning.

2.1 Extractive Summarization

There are mainly two kinds of methods used in text summarization, namely *extractive summarization* and *abstractive summarization* [24]. Owing to its effectiveness and simplicity, the extractive summarization approach has been used extensively. The technique involves segmenting text into units (e.g. sentences, phrases, paragraphs, etc), then concatenating a key subset of these units to derive a final summary. In contrast, the abstractive approach functions similarly to paraphrasing, by which the original units are hardly preserved in the output summary. In this study, we consider the extractive summarization approach and design a deep classifier to recognize key sentences for the summary.

The extractive approach has been applied to data from various domains such as forum threads [4, 55], online reviews [27, 33, 42], emails [10], group chats [56, 63], meetings [43, 44], microblogs [49, 50, 52], and news [15, 34, 57] just to name a few. In the news domain, articles typically follow a clear pattern where the most important point is at the top of the article, followed by the secondary point, and so forth. We generally do not observe a clear pattern in other domains such as the aforementioned examples. In particular, forum content is created by multiple users; thus, the gist may be contained across different posts – not necessarily at the first sentence or paragraph. Furthermore, these user-generated content (UGC) generally contains noise, misspellings, and informal abbreviations which make choosing sentences for summarization much more challenging. In our work, we focus on summarizing content in the forum thread. Given the nature of forum data, it can be framed as a multi-document summarization where these documents are created and posted by different authors.

2.2 Neural Network-based Text Summarization

A large body of research applies neural networks involving RNN [38], CNN [8], along with a combination of both [40, 53] to develop and improve text summarization. For example, Nallapati et al. [38] have proposed an RNN-based sequence model entitled SummaRuNNer to produce extractive summaries. A two-layer bidirectional Gated Recurrent Unit (GRU) is applied to derive document representations. The first layer runs at the word level to derive hidden representation of each word in both forward and backward directions. The second layer runs at the sentence level to encode the representations of sentences in the document. Cao et al. [8] have proposed a CNN-based summarization system entitled TCSum to perform multi-document summarization. Adopting transfer learning concept, TCSum demonstrated that the distributed representation projected from text classification model can be shared with the summarization model. The model can achieve state-of-the-art performance without handcrafted features needed. A unified architecture that combines RNN and CNN for summarization task has shown success in several works. For instance, Singh et al. [53] have proposed Hybrid MemNet, a data-driven end-to-end network for a single-document summarization, where CNN is applied to capture latent semantic features, and LSTM is applied thereafter to capture an overall representation of the document. The final document representation is generated by concatenating two document embeddings, one from

CNN-LSTM and the other from the memory network. Narayan et al. [40] also proposed a unified architecture which frames an extractive summarization problem with a reinforcement learning objective. The architecture involves LSTM and CNN to encode sentences and documents successively. The model learns to rank sentences by training the network in a reinforcement learning framework while optimizing ROUGE evaluation metric.

Several lines of research have taken into account the hierarchical structure of the document [11, 12, 28, 65, 66]. Cheng and Lapata [11] have developed a framework containing a hierarchical document encoder and an attention-based extractor for single-document summarization. The hierarchical information has shown to help derive a meaningful representation of a document. Zhou et al. [66] have proposed an end-to-end neural network framework to generate extractive document summaries. Essentially, the authors have developed a hierarchical encoder via bidirectional Gated Recurrent Unit (BiGRU) which integrates sentence selection strategy into the scoring model, so that the model can jointly learn to score and select sentences.

The usage of an attention mechanism has also proven successful in many applications [9, 19, 31, 39, 41, 51, 59]. For example, Wang and Ling [59] have introduced an attention-based encoder-decoder concept to summarize opinions. The authors have applied LSTM network to generate abstracts, given as input a latent representation computed from the attention-based encoder. Cao et al. [9] have applied the attention concept to simulate human attentive reading behavior for extractive query-focused summarization. The system called AttSum is proposed and demonstrated to be capable of jointly handling the tasks of query relevance ranking and sentence saliency ranking. More recent works have applied the attention mechanism to facilitate the sentence extraction process to form a summary. Narayan et al. [39] have proposed a hierarchical document encoder with attention-based extractor to generate extractive summaries. Their results have shown that, with attention, the model can successfully guide the representation learning of the document. Feng et al. [19] have presented a model entitled AES: Attention Encoder-based Summarization to summarize articles. This architecture comprises an attention-based document encoder and an attention-based sentence extractor. The authors consider both unidirectional and bidirectional RNN in the experiment. The results have shown that better performance can be obtained via bidirectional RNN since the network reads a sequence in both original and reverse orders, which helps to derive better document representation.

2.3 Representation Learning

Representation learning which aims to acquire representations automatically from the data plays a crucial role in many Natural Language Understanding (NLU) and Natural Language Processing (NLP) models. Particularly, pre-trained word representations are the building blocks of any NLP and NLU models that have shown to improve downstream tasks in many domains such as text classification, machine translation, machine comprehension, among others [7]. Learning high-quality word representations is challenging, and many approaches have been developed to produce pre-trained word embeddings which differ on how they model the semantics and context of the words. word2vec [37], a window-based model, and GloVe (Global Vectors for Word Representation) [45], a count-based model, rely on distributional language hypothesis in order to capture the semantics. FastText [5] is a character-based word representation in which a word is represented as a bag of character n-grams and the final word vector is the sum of these representations. One of the advantages of FastText is the capability of handling out-of-vocabulary words (OOV) – unlike word2vec and GloVe.

Although the classical word embeddings can capture semantic and syntactic characteristics of words to some extent, they fail to capture polysemy and disregard the context in which the word appears. To address the polysemous and context-dependent nature of words, the contextualized word embeddings are proposed. ELMo (Embeddings from Language Models) proposes a deep contextualized word representation in which each representation is a function of

the input sentence where the objective function is a bidirectional Language Model (biLM) [46]. The representations are a linear combination of all of the internal layers of the biLM where the weights are learnable for a specific task. BERT (Bidirectional Encoder Representations from Transformers) is another contextualized word representation which is trained on bidirectional transformers by jointly conditioning on both left and right context in all layers [14]. The objective function in BERT is a masked language model where some of the words in the input sentence are randomly masked. FLAIR is contextualized character-level word embedding which models words and context as sequences of characters and is trained on a character-level language model objective [1].

In summary, there are several approaches adopted to learn the word representation in literature which differ in the ways they model meaning and context. The choice of word embeddings for particular NLP tasks is still a matter of experimentation and evaluation. In this study, we experimented with word2vec, FastText, ELMo, and BERT embeddings, by integrating them in an embedding layer of the model. These embeddings initialize vectors of words/sentences present in the forum data as a substitute to the random initialization.

3 SUMMARIZATION MODEL

Our system is tasked with extracting representative sentences from a thread to form a summary, which is naturally well-suited to be formulated as a supervised-learning task. We consider a sentence as an extraction unit due to its succinctness. Let $s=[s_1, \dots, s_N]$ be the sentences in a thread and $I=[l_1, \dots, l_N]$ be the corresponding labels, where " $l_i = 1$ " indicates that the sentence s_i is part of the summary, and "0" otherwise. Our goal is to find the most probable tag sequence given the thread sentences:

$$\arg \max_{I \in \mathcal{T}} p(I|s) \quad (1)$$

where \mathcal{T} is the set of all possible tag sequences, and $p(I|s) = \prod_{i=1}^N p(l_i|s)$ where the tag of each sentence is determined independently.

In this section, we elaborate our hierarchical-based framework for multi-document summarization. The proposed model is based on Hierarchical Attention Networks (HAN) to construct sentence and thread representations [55, 61]. Two types of neural networks, namely bi-directional recurrent neural network and convolutional neural network, are combined into a unified framework to maximize the capability of the summarizer. In a nutshell, the model is comprised of hierarchical encoders, a neural attention component, and a sentence extractor. The encoders generate the representations based on words and sentences in the forum. The neural attention mechanism pinpoints any meaningful units in the process. Finally, the sentence extractor selects and puts together all the key sentences to produce a summary. In the following, the boldface letters represent vectors and matrices. Words and sentences are denoted by their indices.

3.1 Sentence Encoder

The sentence encoder reads an input sentence as a sequence of word embeddings, then returns a sentence vector as an output. Adopting the pipeline architecture to process data in a streaming manner, a bi-directional recurrent neural network is followed by a convolutional neural network to constitute the sentence encoder. Furthermore, the attention mechanism is employed while generating the sentence vector to give more emphasis on units that contribute more to the meaning of the sentence. This strategy to sentence encoding is illustrated in Figure 1. We elaborate the different network components in the following subsections.

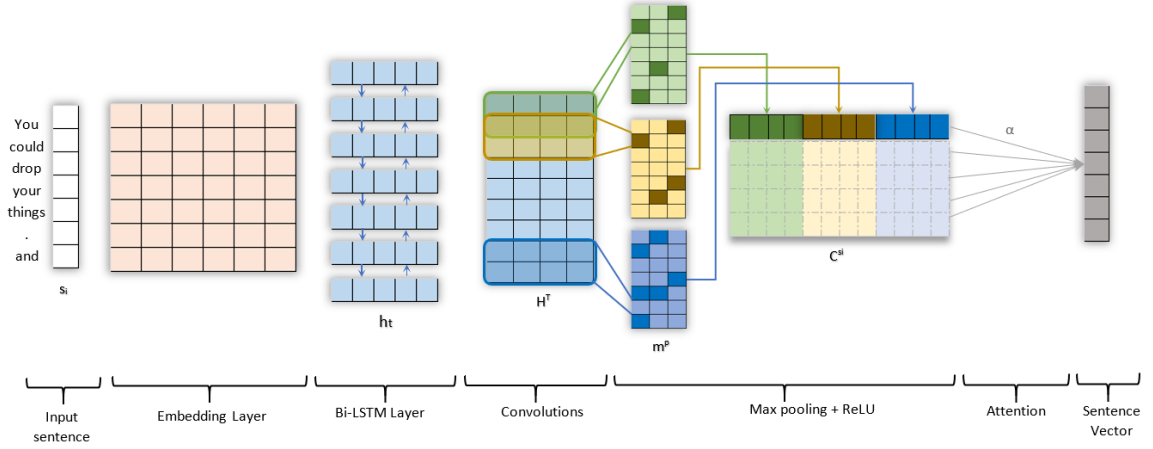


Fig. (1) Illustration of the sentence encoder.

3.1.1 Input Layer. Given that, each thread is a sequence of sentences and each sentence is a sequence of words, let $s_i = [x_1, \dots, x_T]$ denote the i -th sentence and the words are indexed by $t \in \{1, \dots, T\}$ where T denotes the number of words in the sentence. Each word is converted to its corresponding pretrained embedding (Figure 1), and subsequently fed into the bidirectional recurrent neural network.

3.1.2 Bidirectional Recurrent Neural Network layer. We opt for Bidirectional Long Short-Term Memory (Bi-LSTM) due to its effectiveness as evidenced in previous studies [26]. LSTM contains an input gate (i_t), a forget gate (f_t), and an output gate (o_t) to control the amount of information coming from the previous time-step as well as flowing out in the next time-step. This gating mechanism accommodates long-term dependencies by allowing the information flow to sustain for a long period of time. Our Bi-LSTM model contains forward pass and backward pass (Eq. 2-3). The forward hidden representation \vec{h}_t comprises semantic information from the beginning of the sentence to the current time-step; on the contrary, \overleftarrow{h}_t comprises semantic information from the current time-step to the end of the sentence. Both vectors \vec{h}_t and \overleftarrow{h}_t are of dimension \mathbb{R}^{d_t} , where d_t is the dimensionality of the hidden state in the word-level Bi-LSTM. Finally, concatenating the two vectors, in particular $h_t = [\vec{h}_t, \overleftarrow{h}_t] \in \mathbb{R}^{2d_t}$, produces a word representation that carries contextual information of the whole sentence the word being a part of.

$$\vec{h}_t = \text{LSTM}_1(\vec{h}_{t-1}, x_t) \quad (2)$$

$$\overleftarrow{h}_t = \text{LSTM}_2(\overleftarrow{h}_{t-1}, x_t) \quad (3)$$

3.1.3 Convolutional Layer. The convolutional layer is primarily used to extract high-level features from the hidden representation h_t obtained from the preceding layer. h_t of every word in the sentence s_i are compiled to form a matrix H^{s_i} , which is used as an input to the CNN. Concretely, $H^{s_i} = [h_1, \dots, h_T]$, where $H^{s_i} \in \mathbb{R}^{T \times 2d_t}$. The convolutional layer is composed of a set of filters F where each filter $F^p \in \mathbb{R}^{j \times 2d_t}$ is applied to a window of j words, and p denotes index of each filter. Each filter slides across the input to form a feature map $m^p \in \mathbb{R}^{T-j+1}$. Each feature map is obtained as:

$$m^p = \text{ReLU}(F^p \cdot H_{[a:a+j-1]}^{s_i} + b), \forall a \in \{1, \dots, T-j+1\} \quad (4)$$

where $H_{[a:a+j-1]}^{s_i}$ denotes a submatrix of H^{s_i} comprised of row a to row $a + j - 1$; $b \in \mathbb{R}$ is an additive bias. A *Rectified Linear Unit* (ReLU) is applied element-wise as a nonlinear activation function in this study.

One-dimensional max-pooling operation is then performed to obtain a fixed-length vector. A total of $|F|$ max-pooled vectors are generated, one for each \mathbf{m}^p . Given that each feature \mathbf{m}^p is of length $T - j + 1$, through a 1D max-pooling window of size 2, \mathbf{m}^p is transformed into a vector of half the length. In other words, only meaningful features *per bigram* are extracted. Thus, each \mathbf{m}^p is transformed into a vector \mathbf{f}^p which is constituted of the max-pooled values concatenated together (Eq. 5). All resultant feature maps are combined into a final representation $C^{s_i} \in \mathbb{R}^{[(T-j+1)/2] \times |F|}$ (Eq. 6).

$$\mathbf{f}^p = [\max(\mathbf{m}_{[1:2]}^p) \oplus \max(\mathbf{m}_{[3:4]}^p) \oplus \cdots \oplus \max(\mathbf{m}_{[T-j:T-j+1]}^p)] \quad (5)$$

$$C^{s_i} = [\mathbf{f}^1 \oplus \cdots \oplus \mathbf{f}^{|F|}] \quad (6)$$

3.1.4 Attention Layer. In this section, we describe the attention mechanism employed to attend to important units in the sentence. We note that, the units here refer to latent semantic features of *bigrams* as they are a unit of compression (max-pooling) in the prior layer. We introduce a trainable vector \mathbf{u}_v for all the bigrams to capture global bigram saliency. Each vector of C^{s_i} , denoted as $C_v^{s_i}$, is selected through a multiplication operation $C_v^{s_i} e_v$ where e_v is a standard basis vector containing all zeros except for a one in the v -th position. Every vector $C_v^{s_i}$ is projected to a transformed space to generate \mathbf{u}_{s_i} (Eq. 7). The inner product $\mathbf{u}_{s_i}^T \mathbf{u}_v$ signals the importance of the v -th bigram. We convert it to a normalized weight α_{s_i} using a softmax function (Eq. 8). Finally, a weighted sum of bigram representation is computed to obtain a sentence vector \mathbf{s}_i , where α_{s_i} is a scalar value indicating the bigram importance (Eq. 9).

$$\mathbf{u}_{s_i} = \tanh(W^{s_i} C_v^{s_i} + \mathbf{b}^{s_i}), C_v^{s_i} \in \{C^{s_i} e_v | 1 \leq v \leq |F|\} \quad (7)$$

$$\alpha_{s_i} = \frac{\exp(\mathbf{u}_{s_i}^T \mathbf{u}_v)}{\sum_v \exp(\mathbf{u}_{s_i}^T \mathbf{u}_v)}, 1 \leq v \leq |F| \quad (8)$$

$$\mathbf{s}_i = \sum_v \alpha_{s_i} C_v^{s_i} \quad (9)$$

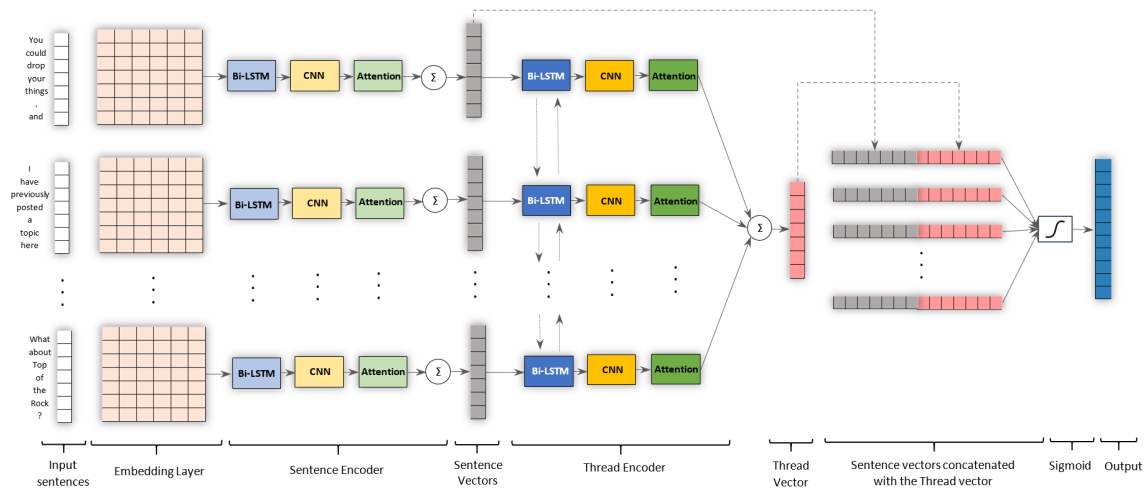


Fig. (2) Complete framework of the proposed summarization model.

3.2 Thread Encoder

The thread encoder takes as input a sequence of sentence vectors $\mathbf{d}=[s_1, \dots, s_N]$ previously encoded through the sentence encoder, as illustrated in Figure 2. We choose to index sentences by i . The thread encoder has a similar network architecture as the sentence encoder, summarized by Eq. 10 - 19. Note that vectors \vec{h}_i and \overleftarrow{h}_i are of dimension \mathbb{R}^{d_i} where d_i is the dimensionality of the hidden state in the sentence-level Bi-LSTM (Eq. 10, 11). $\mathbf{h}_i \in \mathbb{R}^{2d_i}$ of every sentence in the thread is compiled to form a matrix $\mathbf{H}^d \in \mathbb{R}^{N \times 2d_i}$ (Eq. 12, 13). Each feature map is represented by $\mathbf{m}^q \in \mathbb{R}^{N-k+1}$, where q is an index of each CNN filter; N is total number of sentences in the thread; and k is the filter height (Eq. 14). \mathbf{f}^q is constituted of the max-pooled values of \mathbf{m}^q concatenated together into a vector (Eq. 15). The max-pooling window size is 2 representing a pair of consecutive sentences. All resultant max-pooled vectors are combined into a final representation $\mathbf{C}^d \in \mathbb{R}^{\lfloor (N-k+1)/2 \rfloor \times |F|}$ (Eq. 16). Each vector of \mathbf{C}^d is denoted by $\mathbf{C}_{v'}^d$ (Eq. 17). The sentence-level attention mechanism introduces a trainable vector \mathbf{u}_d that encodes salient sentence-level content. The thread vector \mathbf{d} is a weighted sum of sentence pairs, where α_d is a normalized scalar value indicating important sentence pairs of the thread (Eq. 18, 19).

$$\vec{h}_i = \text{LSTM}_3(\vec{h}_{i-1}, s_i) \quad (10)$$

$$\overleftarrow{h}_i = \text{LSTM}_4(\overleftarrow{h}_{i-1}, s_i) \quad (11)$$

$$\mathbf{h}_i = [\vec{h}_i, \overleftarrow{h}_i] \quad (12)$$

$$\mathbf{H}^d = [\mathbf{h}_1, \dots, \mathbf{h}_N] \quad (13)$$

$$\mathbf{m}^q = \text{ReLU}(\mathbf{F}^q \cdot \mathbf{H}_{[a:a+k-1, 1:2d_i]}^d + b), \forall a \in [1, N-k+1] \quad (14)$$

$$\mathbf{f}^q = [\max(\mathbf{m}_{[1:2]}^q) \oplus \max(\mathbf{m}_{[3:4]}^q) \oplus \dots \oplus \max(\mathbf{m}_{[N-k:N-k+1]}^q)] \quad (15)$$

$$\mathbf{C}^d = [\mathbf{f}^1 \oplus \dots \oplus \mathbf{f}^{|F|}] \quad (16)$$

$$\mathbf{u}_d = \tanh(\mathbf{W}^d \mathbf{C}_{v'}^d + \mathbf{b}^d), \mathbf{C}_{v'}^d \in \{\mathbf{C}_{e_{v'}}^d | 1 \leq v' \leq |F|\} \quad (17)$$

$$\alpha_d = \frac{\exp(\mathbf{u}_d^T \mathbf{u}_{v'})}{\sum_{v'} \exp(\mathbf{u}_d^T \mathbf{u}_{v'})}, 1 \leq v' \leq |F| \quad (18)$$

$$\mathbf{d} = \sum_{v'} \alpha_d \mathbf{C}_{v'}^d \quad (19)$$

3.3 Output Layer

The vector representation of each sentence is concatenated with its corresponding thread representation to construct the final sentence representation. With this, both sentence-level and thread-level context are taken into account when classifying whether or not the sentence is part of the final summary. The learned vector representations are fed into a dense layer of which sigmoid is used as an activation function. Cross-entropy is used to measure the network loss.

3.4 Sentence Extraction

We impose a limit to the number of words in the final summary – at most 20% of total words in the original thread are allowed. In order to extract salient sentences, all sentences are sorted based on saliency scores outputted from the dense layer. Sorted sentences are then iteratively added to the final summary until the compression limit is reached. At last, all the sentences in the final summary are chronologically ordered according to their appearance in the original

thread. Since sentences selected by supervised summarization models tend to be redundant as in [8], we apply an additional constraint to include a sentence in the summary only if it contains at least 50% new bigrams in comparison to all existing bigrams in the final summary. Henceforth, we refer to our approach as *Hierarchical Hybrid Deep Neural Network* or the *hybrid network* for short. A complete framework of the hybrid network is illustrated in Figure 2.

4 EXPERIMENT

In this section, we first give a description of the datasets used for experiments, followed by details of how the training set is created. Then, we present experiment configurations along with a list of hyperparameters explored to achieve the best performing model. Next, we provide a brief description of baselines used in our performance study, and subsequently we give an introduction to the metrics for evaluating performance of the summarization system.

4.1 Dataset

Since the proposed approach is applicable for multi-document summarization, besides using only an online forums dataset, we also perform experiments on news data. Three datasets, namely Trip advisor, Reddit, and Newsroom, are used in our study – the former two were crawled from online forums while the other is news articles from major publications. Statistics of all datasets is provided in Table 1 and a brief description of each is as follows.

Trip advisor. The Trip advisor² forum data were collected Bhatia et al. [4]. In our study, there are a total of 700 TripAdvisor threads, 100 of which were originally annotated with human summaries by [4], and the additional 600 threads were annotated later by Tarnpradab et al. [55]. We held out 100 threads as a development set and reported the performance results on the remaining threads. The development set is mainly used for hyperparameter-tuning purposes as described in Section 4.3. The reference summaries were prepared by having two human annotators generate a summary for each thread. Both annotators were instructed to read a thread, then write a corresponding summary with the length limited within 10% to 25% of the original thread length. The annotators were also encouraged to pick sentences directly from the data.

Reddit. Reddit forum data^{3,4} were prepared by Wubben et al. [60]. It contains 242,666 threads in 12,980 subreddits. The size of threads ranges from 5 sentences with a few words per line to over 43,000 sentences. In our study, we utilize threads with a length of at least 10 sentences, since any threads of size smaller than that are not necessary to be summarized. The training and test sets contain 66,589 and 17,869 threads respectively, while the development set contains 20,891 threads for hyperparameter-tuning. The reference summaries were prepared by using the number of votes as a factor to select sentences. That is, all sentences are first ranked based on their final votes (upvotes-downvotes), then the ranked sentences are iteratively added into the output list until total words reach the compression ratio (25% of original total words), finally the selected sentences are ordered according to their chronological order.

Newsroom. Newsroom⁵ summarization dataset contains 1.3 million articles and summaries written by authors and editors in the newsrooms of 38 major publications [22]. It is used for training and evaluating summarization systems. The dataset provides training, development, and test sets. Each set comprises summary objects, where each individual one includes information of article text, its corresponding summary, date, density bin, just to name a few. Density bin denotes summarization strategies of the reference summary, which involves extractive, abstractive, and a mix of both. In our study, we use only articles of which the reference summary was generated via extractive approach. Similar to

²<https://www.tripadvisor.com/>

³<https://www.reddit.com/>

⁴<http://discosumo.ruhosting.nl/wordpress/project-deliverables/>

⁵<https://lil.nlp.cornell.edu/newsroom>

Reddit dataset, some news articles are too short, and thus a summary is not necessary. We filter out any articles with number of sentences lower than 10. As a result, training and test sets contain a total of 288,671 and 31,426 articles respectively, while a development set contains 31,813 articles for exploring the best set of hyperparameters.

Table (1) Data statistics

	Trip advisor	Reddit	Newsroom
Vocabulary	26,422	910,941	894,212
#Threads	700	105,349	351,910
Avg #sentences	59.41	64.99	35.57
Max #sentences	144	43,486	12,016
Avg #words	833.65	783.85	679.24
Max #words	1,559	532,400	178,463
Avg #words per sentence	14.03	11.84	16.23

4.2 Training Set Creation

In this study, every sentence requires a label to train the deep neural network; therefore, we create a training set where each sentence will be marked as True to indicate a part-of-summary unit, or False to indicate otherwise. First of all, an empty set $S = \{\}$ is initialized per thread (or per news article). For each sentence that is not a member of the set, add the sentence to the set then measure ROUGE-1 score [32] between the set and the gold summaries; thereafter, the sentence is removed from the set. Once all sentences had their ROUGE-1 score measured, the candidate sentences that increased the score the most are permanently added to the set. This process is repeated until one of the following conditions is achieved: 1) the total number of words in the selected sentences has hit the desired compression ratio of 20%, or 2) the ROUGE score of summary cannot be improved any further. Finally, those sentences that are a member of the set are labeled True, while others are labeled False. We utilized the ROUGE 2.0 Java package⁶ to evaluate the ROUGE scores that presents the unigram overlap between the selected sentences and the gold summaries [20].

4.3 Model Configuration

The optimum parameters for the hybrid model were explored through experimentation. Six-fold cross-validation was used for both tuning and training process. We performed a random search by sampling without replacement over 80% of all possible configurations since the whole configuration space is too large. All hyperparameters are listed in Table 2, some of which are based on the recommendation of [64]. We found the best configuration for the number of Bi-LSTM neurons at sentence encoder to be 200, and at thread encoder to be 100, respectively. For CNN hyperparameters, the best explored number of convolutional layers at sentence and thread levels is 2; and the best number of filters at both levels is 100, where each filter has the size as well as a stride length of 2. The best explored dropout rate is 0.3, with learning rate of 0.001 and a batch size of 16. Lastly, RMSprop optimizer has shown to best optimize binary cross-entropy loss function in our model.

The training/validation/test split was set to 0.8/0.1/0.1 of all threads. We kept this split ratio fixed in all the experiments and for all datasets. To prevent the model from overfitting, we applied early stopping during the training process. This was done by computing an error value of the model on a validation dataset for every epoch, and terminating the training if the error value monotonically increased. After obtaining the best configuration, we retrained the model on

⁶<http://kavita-ganesan.com/content/rouge-2.0>

the union of training and development sets and evaluated it on the test set. All the training forum threads or news articles are iterated at each epoch. The training process continues until loss value converges or the maximum epoch number of 500 is met.

Regarding the pretrained vectors, we apply word2vec⁷, FastText [36]⁸, and ELMo⁹ as word-level embedding vectors. For BERT¹⁰, however, we apply it as sentence-level embedding vectors as sentence vectors trained by BERT have shown to give better performances.

Table (2) Hyperparameter values evaluated in the proposed model.

Hyperparameter	Range
Number of Bi-LSTM hidden layer neurons	{25, 50, 100, 200}
Number of convolutional layers	{1, 2, 3, 4, 5}
Number of CNN filters	{100, 200, 400, 600}
CNN receptive field size	{1, 2, 3, 4, 5, [2,3], [2,3,4], [2,3,4,5]}
Dropout rate	{0.0, 0.1, 0.3, 0.5}
Learning rate	{0.001, 0.01, 0.1}
Batch size	{16, 32, 64, 128}
Optimizer	{SGD[48], RMSprop[25], Adadelta[62], Adagrad[16], Adam[30], Adamax[30]}

4.4 Baselines

We compare the proposed model against both unsupervised and supervised methods. The more detailed descriptions of the baselines are as follows.

4.4.1 *Unsupervised-learning Baselines.* The unsupervised-learning baselines below are used for our comparative study:

- ILP [3], a baseline Integer Linear Programming framework implemented by [6].
- SumBasic [58], an approach that assumes words occurring frequently in a document cluster have a higher chance of being included in the summary.
- KL-SUM [23], a method that adds sentences to the summary so long as it decreases the KL Divergence.
- LSA [54], the latent semantic analysis technique to identify semantically important sentences.
- LEXRANK [17], a graph-based summarization approach based on eigenvector centrality.
- MEAD [47], a centroid-based summarization system that scores sentences based on sentence length, centroid, and position.
- Opinosis [21], a graph based algorithm for generating abstractive summaries from large amounts of highly redundant text.
- TextRank [2], a graph-based extractive summarization algorithm which computes similarity among sentences.

4.4.2 *Supervised-learning Baselines.* We include also traditional supervised-learning methods namely Support Vector Machine (SVM) and LIBLINEAR [18]¹¹ in our study. Both of which employ the following features: 1) cosine similarity of current sentence to thread centroid, 2) relative sentence position within the thread, 3) the number of words in the

⁷<https://code.google.com/archive/p/word2vec/>

⁸<https://fasttext.cc/docs/en/english-vectors.html>

⁹<https://allennlp.org/elmo>

¹⁰<https://github.com/google-research/bert>

¹¹Set option '-c 10 -w1 5' for SVM and '-c 0.1 -w1 5' for LogReg

sentence excluding stopwords, and 4) max/avg/total TF-IDF scores of the consisting words. The features were designed such that they carry similar information as our proposed model.

4.4.3 Deep Learning Baseline. Neural network methods, including LSTM and CNN, have been used as a deep learning baseline in our study. For LSTM, we implemented a neural network containing a single layer of LSTM to classify sentences in each input thread/news article. For CNN, the CNN model for sentence classification proposed by Kim [29] is applied. The input layer was initialized with pre-trained static word embeddings. The network uses features extracted from the convolutional layer to perform classification.

In addition, we also implemented a variant of HAN, namely hierarchical convolutional neural network which simply replaces LSTM with CNN. This allows us to examine the effectiveness of each individual network versus the unified network.

4.5 Evaluation Methods

We report ROUGE-1, ROUGE-2, and ROUGE-L scores along with sentence-level scores for the evaluation. In particular, the quantitative values for each method are computed as precision, recall, and F1 measure. Note that, we will also refer to ROUGE metrics as R-1, R-2, and R-L for short.

ROUGE-1 and ROUGE-2 are metrics commonly used in the DUC and TAC competitions [13]. R-1 and R-2 precision scores are computed as the number of n-grams the system summary has *in common* with its corresponding human reference summaries divided by total n-grams in the system summary where R-1 and R-2 set $n=1$ and $n=2$, respectively. R-1 and R-2 recall scores are calculated the same way except that the number of overlapping n-grams are divided by the total n-grams in the human reference summary. Finally, the F1 score for R-1 and R-2 is the harmonic mean of precision and recall. We use R-1 and R-2 as a means to assess informativeness. ROUGE-L measures the longest common subsequence of words between the sentences in the system summary and the reference summary. The higher the R-L, the more likely that the output summary has n-grams in the same order as the reference summary. This would better preserve the semantic meaning of the reference summary.

The sentence-level score is based on "labels" which means that each sentence can have a true or false value indicating if the sentence is to be part of the summary. When the summarizer labels sentences as true in both the reference set (actual class) and the system set (predicted class), those sentences are regarded as true positives. Sentences labelled true in the reference set yet false in the system set are false negatives. Sentences labelled true in the system set yet false in the reference set are false positives. Finally, sentences labelled false in both the system set and the reference set are true negatives. Table 3 presents the confusion matrix.

Table (3) Confusion Matrix.

		Predicted Class	
		True	False
Actual Class	True	True Positives (TP)	False Negatives (FN)
	False	False Positives (FP)	True Negatives (TN)

Sentence-level precision is the number of true positives divided by the sum of true positives and false positives. Sentence-level recall is the number of true positives divided by the sum of true positives and false negatives. Lastly,

sentence-level F1 is the harmonic mean of recall and precision. Sentence-level scores basically report the classification performance of the model.

5 PERFORMANCE EVALUATION RESULTS AND DISCUSSIONS

Our hybrid network is compared against a set of unsupervised and supervised approaches, along with variants of hierarchical methods. In this section, we first discuss the performance of different methods which involve traditional machine learning baselines, non-hierarchical and hierarchical deep learning methods. Then, we explain comparisons, observations, and provide our detailed analysis. After that, extensive ablation studies are presented.

5.1 Comparison with Traditional Machine Learning Baselines

Among the unsupervised-learning baselines in Table 4, the sentence classification results from MEAD demonstrate good performance. MEAD has also been shown to perform well in previous studies such as [35]. In this study, MEAD and LexRank are centroid-based, meaning that sentences that contain more words from the cluster centroid are considered to be holding key information, thereby increasing the likelihood of being included in the final summary. A similar pattern in results appears in KL-Sum and LSA. Nonetheless, in terms of ROUGE evaluation as shown in Table 5, they were all outperformed by hierarchical-based approaches. Opinions has poor performance since it relies heavily on the redundancy of the data to generate a graph with meaningful paths. To this end, the hierarchical approaches appear to achieve better performance without the need for sophisticated constraint optimization such as in ILP.

Regarding the supervised-learning baselines, according to Table 5, a pattern of high precision and low recall can generally be observed for both SVM and LogReg. The R-1 results reflect that among the sentences classified as True, there are several unigrams overlapping with the reference summaries. However, when evaluating with higher n-grams, the results show that only a few matches exist between the system and the references. Considering the sentence-level scores of the Trip advisor dataset as an example, it can be seen that LogReg has failed to extract representative sentences as evidenced from the 14.50% precision and 12.10% recall, which are the lowest.

Comparing the traditional models against hierarchical-based models has shown that the hierarchical models have shown better potential in classifying and selecting salient sentences to form a summary. Furthermore, both traditional baselines possess one disadvantage, which is their reliance on a set of features from the feature engineering process. These handcrafted features, usually obtained from studying signals observable from the data, might not be able to capture all the traits necessary for the models to learn and differentiate between classes.

5.2 Comparison to Non-hierarchical Deep Learning Methods

In general, LSTM outperforms CNN in terms of sentence classification as well as ROUGE evaluation. Particularly for the sentence classification task, LSTM has shown to achieve high precision scores across all datasets. This indicates the importance of the learning of sequential information towards obtaining an effective representation. CNN, although proven to be efficient in previous studies, as shown in Table 4, the results have evidenced that omitting sequential information essentially results in an inferior performance.

In terms of ROUGE evaluation, according to Table 5, R-1 and R-2 of both LSTM and CNN baselines are quite competitive compared to the hierarchical-based methods. However, with respect to R-L scores, hierarchical-based models generally have better performance by a significant margin. We observe that, hierarchical models have an advantage over the non-hierarchical deep learning methods in a sense that they also explore hierarchical structure on top of sequential information learned via LSTM and feature extraction via CNN.

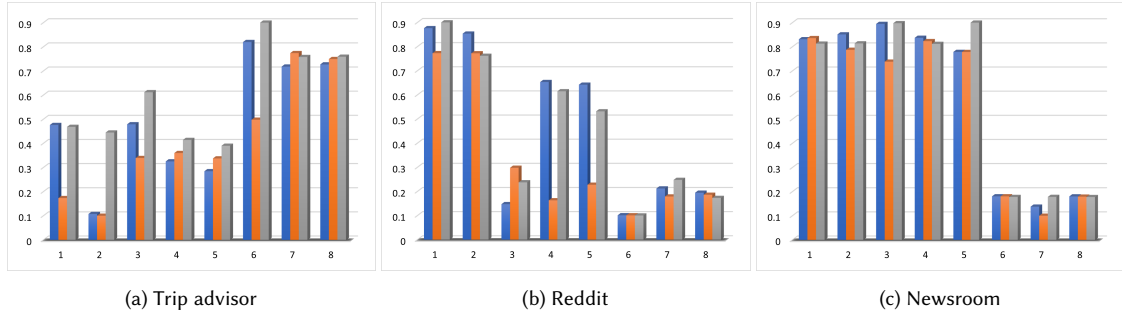


Fig. (3) Comparison of F1-scores among Hierarchical Methods based on *sentence-level scores*. **x-axis** denotes types of embeddings; 1=w2v, 2=FastText, 3=ELMo, 4=ELMo+w2v, 5=ELMo+FastText, 6=BERT, 7=BERT+w2v, 8=BERT+FastText. **y-axis** denotes F1 scores normalized between [0,1]. The bar color **blue** presents HAN, **orange** presents HCNN, and **gray** presents Hybrid model.

5.3 Comparison with Another Hierarchical Attention-based Deep Network

Of all the hierarchical-based models, we compare the proposed model against the state-of-the-art HAN model to examine whether the hybrid architecture contributes to performance gain/loss. We hypothesize that unifying LSTM and CNN encourages the leverage of both short-term and long-term dependencies, which are keys to learning and generating effective representation for the summarizer. We also make a comparison with the hierarchical convolutional neural network (HCNN) to observe the effect of excluding long-term dependencies captured by LSTM.

According to Table 4, the sentence-level score shows that on average the performance of hybrid network is comparative to other hierarchical methods regardless of the choice of embedding. HCNN is generally the most inferior among the three hierarchical models. This demonstrates that LSTM layers play a key role in capturing sequential information which is essential for the system to understand input documents. Without LSTM layers, the system only obtains high-level representation through CNN which captures only important n-grams/sentences, independent of their position in the sentence/thread. This has been shown to be insufficient to generate an effective representation. Using both LSTM and CNN has shown a promising avenue for improving summarization. It is important to note that, when the contextual representation is employed, especially for Reddit and Newsroom datasets, their results have shown high precision yet low recall. This indicates that few sentences are predicted as a part-of-summary sentence; however, most of its predicted labels are correct. Figure 3 illustrates a comparison among hierarchical methods with respect to sentence-level scores across all datasets.

With respect to ROUGE evaluation, Table 5 shows that ROUGE scores for the hierarchical model are promising. Among the hierarchical models, the hybrid methods outperform others in all datasets, as displayed in Figure 4 (a) - (i). We present example summaries generated by the hierarchical models in Figure 5. The results indicate that for the hybrid model, among all its true-labeled sentences, 46.67% were labeled correctly which is higher than the rest of the hierarchical models.

We also observed the behavior of each hierarchical model in terms of loss that is minimized. Figure 6 (a) - (f) illustrate the training loss of each hierarchical model per fold. We note that, for every fold of every model, the objective loss continuously decreases and begins to converge very early on. The average losses across all epochs of HAN, HCNN, and Hybrid model are approximately 0.2555, 0.2564, and 0.2466, respectively. More fluctuations also appear in the HCNN curve. The hybrid model converges faster due to the larger model complexity.

Table (4) Sentence-level classification results from all models. Precision (P), Recall (R), and F1 scores (F) are reported in percentage. Variance (\pm) of F1 scores across all threads/news articles are also presented.

Embedding	Method	Trip advisor			Reddit			Newsroom		
		P	R	F	P	R	F	P	R	F
Baselines										
	ILP	22.60	13.60	15.60±0.40	22.86	23.40	23.12±0.10	16.05	20.15	17.87±0.10
	Sum-Basic	22.90	14.70	16.70±0.50	22.31	17.11	19.37±0.20	16.57	18.52	17.49±0.10
	KL-Sum	21.10	15.20	16.30±0.50	23.58	17.91	20.36±0.10	17.25	20.74	18.83±0.20
	LSA	21.05	15.02	17.53±0.50	23.59	17.91	20.37±0.10	27.64	32.34	29.81±0.20
	LexRank	21.50	14.30	16.00±0.50	24.69	18.17	20.94±0.10	29.22	32.98	29.65±0.20
	MEAD	29.20	27.80	26.80±0.50	26.83	28.26	27.52±0.10	25.40	41.03	31.38±0.10
	SVM	34.30	32.70	31.40±0.40	17.09	4.32	6.90±0.10	27.19	14.09	18.56±0.30
	LogReg	14.50	12.10	12.50±0.50	5.10	0.67	1.18±0.30	18.43	6.22	9.30±0.40
	LSTM	43.12	38.09	40.44±0.03	35.02	30.45	32.27±0.02	35.31	26.30	30.17±0.01
	CNN	35.17	23.35	28.03±0.03	27.91	22.61	24.98±0.02	27.63	26.88	26.23±0.01
Hierarchical + Static Embedding										
w2v	HAN	39.65	33.41	36.26 ±0.05	27.01	29.74	28.31±0.02	25.80	27.33	26.55±0.01
	HCNN	36.37	26.78	30.84±0.03	26.64	23.23	24.82±0.04	23.20	31.43	26.69 ±0.03
	Hybrid	40.65	32.49	36.12±0.02	27.63	30.78	29.12 ±0.04	25.40	26.65	26.01±0.03
FastText	HAN	35.56	25.43	29.66±0.05	27.11	28.00	27.55 ±0.03	25.90	28.52	27.15 ±0.01
	HCNN	34.97	25.56	29.53±0.03	26.60	23.22	24.80±0.03	22.64	28.54	25.25±0.02
	Hybrid	39.97	32.25	35.70 ±0.02	29.48	20.89	24.45±0.03	25.32	26.81	26.04±0.02
Hierarchical + ELMo										
	HAN	39.74	33.48	36.31±0.01	35.60	1.98	3.74±0.01	31.61	25.84	28.44±0.02
	HCNN	38.02	30.44	33.81±0.01	36.07	5.03	8.82 ±0.01	31.22	19.22	23.79±0.01
	Hybrid	40.74	36.92	38.69 ±0.02	35.49	3.75	6.79±0.01	30.87	26.52	28.53 ±0.02
+w2v	HAN	38.05	30.06	33.56±0.01	30.78	15.69	20.79 ±0.01	26.31	27.17	26.73 ±0.02
	HCNN	38.08	31.08	34.18±0.01	33.62	2.29	4.28±0.01	26.57	26.07	26.32±0.01
	Hybrid	38.30	32.50	35.15 ±0.01	29.33	14.60	19.50±0.02	26.44	25.54	25.98±0.01
+FastText	HAN	37.67	29.12	32.83±0.02	30.35	15.39	20.42 ±0.01	25.89	24.16	24.99±0.01
	HCNN	38.20	30.30	33.78±0.01	34.45	3.56	6.45±0.01	25.79	24.22	24.98±0.02
	Hybrid	38.16	31.88	34.72 ±0.01	29.61	11.63	16.70±0.02	26.80	30.66	28.60 ±0.02
Hierarchical + BERT										
	HAN	40.94	44.00	42.41±0.01	33.96	1.14	2.19 ±0.01	19.71	4.40	7.20 ±0.01
	HCNN	43.63	31.60	36.65±0.01	33.76	1.13	2.18±0.01	20.09	4.39	7.20 ±0.01
	Hybrid	41.53	46.45	43.85 ±0.01	33.60	1.12	2.16±0.01	19.78	4.34	7.12±0.01
+w2v	HAN	39.69	41.53	40.59±0.01	28.15	3.32	5.93±0.02	28.15	3.32	5.93±0.01
	HCNN	40.43	42.81	41.59 ±0.01	34.02	2.59	4.81±0.01	34.02	2.59	4.81±0.01
	Hybrid	40.20	42.47	41.30±0.01	31.86	4.02	7.13 ±0.03	31.86	4.02	7.13 ±0.02
+FastText	HAN	39.73	41.81	40.75±0.01	32.03	2.92	5.34 ±0.02	20.01	4.38	7.19 ±0.01
	HCNN	40.24	42.10	41.15±0.02	33.17	2.74	5.05±0.02	19.92	4.37	7.16±0.01
	Hybrid	40.37	42.32	41.32 ±0.01	36.33	2.47	4.61±0.01	19.70	4.34	7.11±0.01

Table (5) Summarization results from all models. F1 scores are reported in percentage for Rouge-1, Rouge-2, and Rouge-L respectively.

Embedding	Method	Trip advisor			Reddit			Newsroom		
		R-1	R-2	R-L	R-1	R-2	R-L	R-1	R-2	R-L
Baselines										
	ILP	29.30	9.90	12.80	40.85	38.96	37.84	17.45	16.89	16.05
	Sum-Basic	33.10	10.40	13.70	36.66	34.72	36.63	16.28	15.63	16.31
	KL-Sum	35.50	12.30	13.40	46.87	45.23	46.78	21.10	20.53	20.96
	LSA	34.20	14.50	13.60	46.85	45.24	46.88	25.29	24.80	24.41
	LexRank	38.70	14.20	13.20	44.93	43.28	44.85	21.08	20.51	20.99
	MEAD	38.50	15.40	22.00	44.70	46.94	47.57	20.97	22.24	22.26
	Opinosis	0.62	0.10	0.99	1.33	0.24	1.67	2.22	0.95	2.24
	TextRank	-	-	-	-	-	-	24.45	10.12	20.13
	SVM	24.70	10.00	25.80	6.02	2.57	7.46	17.46	17.76	25.04
	LogReg	29.40	7.80	10.30	0.73	0.34	0.92	7.21	7.35	11.23
	LSTM	33.02	11.92	20.07	48.00	34.40	38.81	24.47	15.06	19.87
	CNN	33.37	12.22	20.07	40.00	24.41	29.23	20.46	9.19	14.82
Hierarchical + Static Embedding										
w2v	HAN	36.19	13.15	21.84	46.95	32.09	44.52	24.26	12.30	18.39
	HCNN	36.34	12.74	21.60	46.71	31.63	44.61	23.68	11.35	17.25
	Hybrid	38.13	15.51	32.01	54.67	42.84	53.34	25.56	12.41	24.11
FastText	HAN	37.23	13.29	22.05	46.62	31.73	44.17	24.38	12.54	18.46
	HCNN	36.55	13.20	22.29	43.82	27.31	41.07	23.66	11.23	17.29
	Hybrid	37.10	14.02	30.31	53.86	41.83	52.55	25.33	12.03	23.81
Hierarchical + ELMo										
	HAN	35.86	13.94	30.00	41.62	26.00	30.57	25.01	12.88	18.88
	HCNN	36.29	14.34	30.75	41.88	26.40	30.73	25.14	12.95	18.53
	Hybrid	35.67	13.36	30.21	44.88	28.96	42.16	26.45	13.59	24.99
+w2v	HAN	35.80	13.83	28.62	40.60	24.82	30.40	24.32	12.06	17.69
	HCNN	35.90	13.78	29.23	40.85	25.72	30.95	23.77	11.60	17.60
	Hybrid	35.92	14.07	28.85	43.48	27.28	41.20	25.87	12.77	24.43
+FastText	HAN	36.26	14.43	30.05	41.68	25.52	30.46	23.43	11.38	17.35
	HCNN	35.81	13.88	30.41	41.63	26.27	30.85	23.67	11.64	17.21
	Hybrid	37.17	15.19	30.64	44.17	27.90	41.48	25.69	12.54	24.27
Hierarchical + BERT										
	HAN	35.02	10.84	19.50	40.24	23.64	28.78	25.88	14.23	19.69
	HCNN	34.78	10.84	19.71	40.08	23.42	28.51	26.06	14.37	19.83
	Hybrid	36.13	11.96	29.28	42.08	25.23	39.63	27.51	15.33	26.58
+w2v	HAN	30.58	9.24	19.15	40.65	24.50	29.20	25.93	14.29	19.51
	HCNN	30.72	9.25	18.75	40.52	24.30	28.89	25.56	13.92	19.58
	Hybrid	33.21	11.24	29.19	42.51	26.15	40.21	26.16	14.44	20.08
+FastText	HAN	33.32	10.24	19.29	45.47	31.13	35.55	25.64	14.34	19.76
	HCNN	34.04	10.65	19.44	45.17	30.55	35.18	25.34	13.91	19.31
	Hybrid	35.14	12.03	29.23	47.66	32.88	45.48	27.43	15.25	26.45

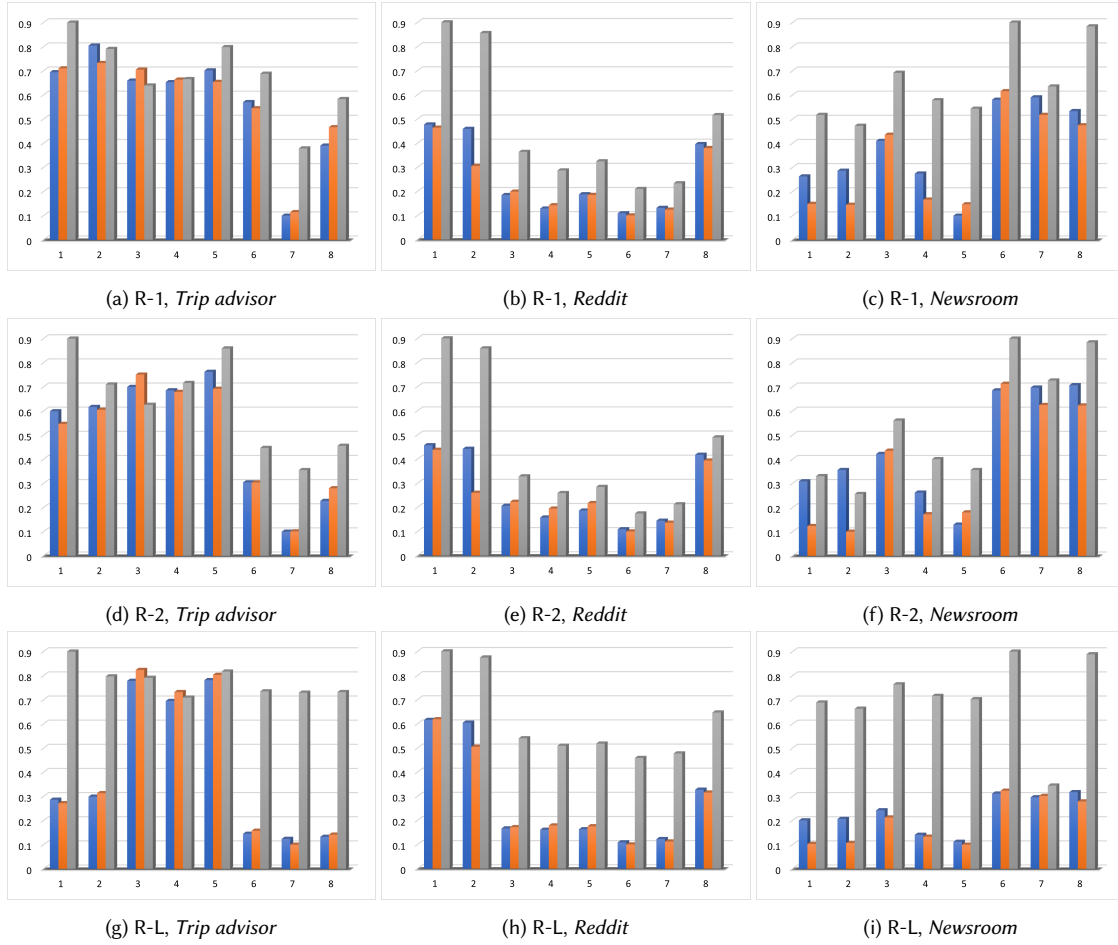
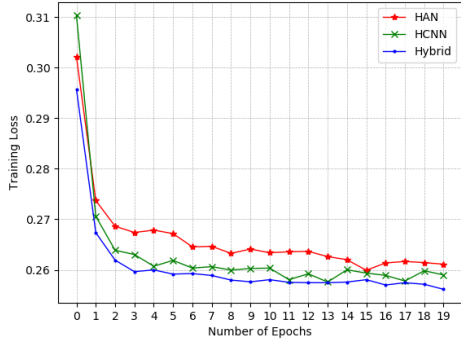


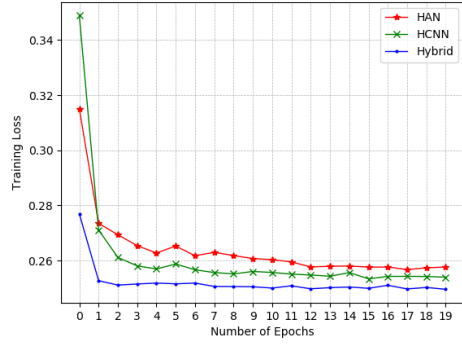
Fig. (4) Comparison of F1-scores among Hierarchical Methods based on *ROUGE* scores. **x-axis** denotes types of embeddings; 1=w2v, 2=FastText, 3=ELMo, 4=ELMo+w2v, 5=ELMo+FastText, 6=BERT, 7=BERT+w2v, 8=BERT+FastText. **y-axis** denotes F1 scores normalized between [0,1]. The bar color **blue** presents HAN, **orange** presents HCN, and **gray** presents Hybrid model. Fig. (4)(a)-(c) are R-1 scores, Fig. (4)(d)-(f) are R-2 scores, and Fig. (4)(g)-(i) are R-L scores.

Model	Extracted sentence	Acc (%)
HAN	<ol style="list-style-type: none"> 1. You could drop your things at the hotel, and then one person could take the car there and park there, and take the train back to town. 2. I would strongly advise NOT to park on the street in Queens, the Bronx or Brooklyn and taking the subway in because, frankly, it takes up precious parking spaces from residents. 3. I'm sure your car will be very safe, but it really strikes a nerve with the locals. 4. Getting tickets is a "cost of doing business". 5. The Newark Airport idea is a good one as well. 6. The neighborhood around the Staten Island ferry Terminal is called St. George. 7. Never for a 5 day stretch. 8. Whether that price would hold for your vehicle is a question AND, since your group is large, the only way to do this and actually save money is to drive into Manhattan, drop bags and most passengers and have someone go back out to Newark to park the car. 9. The Staten Island ferry into Manhattan is FREE and a fun way to enter if you do this. 10. Parking. 11. St.George Ferry Terminal. 12. Privately Operated Lots: \$6.00 per day. 13. DOT Municipal Lots (2) at Terminal: \$5.50 per day or \$5.00 per day with MuniMeter Parking Card or \$280.00 per quarter (MuniMeter Parking Card sold in Terminal). 14. Accepts MuniMeter Parking Card. 	35.71
HCNN	<ol style="list-style-type: none"> 1. How about the long-term lots at Newark or JFK? 2. Don't worry, you're not the only cheapskate - uh, I mean - person interested in this strategy. 3. I live near a very desirable and strategic subway station in Queens, and you can't imagine the daily invasion of cars double-parking and cruising for spots at 7 AM. 4. The PATH Parking Guide looks really useful. 5. The Harrison PATH station, just off I-280, has some 24-hour lots for \$3.50 a day. 6. The Newark Airport idea is a good one as well. 7. The neighborhood around the Staten Island ferry Terminal is called St. George. 8. This is the "capital" of the borough (borough hall, court houses, etc) and is very congested during the work week, but is strictly residential at other times. 9. Never for a 5 day stretch. 10. You can also do a websearch for long term Newark parking. 11. The idea of parking on Staten Island is an interesting one too. 12. This is from the DOT's website:. 13. Privately Operated Lots: \$6.00 per day. 14. DOT Municipal Lots (2) at Terminal: \$5.50 per day or \$5.00 per day with MuniMeter Parking Card or \$280.00 per quarter (MuniMeter Parking Card sold in Terminal). 15. DOT Municipal Lot on Hyatt Street: \$165.00 per quarter (quarterly permits sold through Parking. 16. Accepts MuniMeter Parking Card. 17. I guess there's some sort of irony in that...) 	35.29
Hybrid	<ol style="list-style-type: none"> 1. Would it be better or even feasible to park outside of Manhattan at a subway and take the subway into town, rather than parking in Manhattan? 2. I live near a very desirable and strategic subway station in Queens, and you can't imagine the daily invasion of cars double-parking and cruising for spots at 7 AM. 3. Getting tickets is a "cost of doing business". 4. The Newark Airport idea is a good one as well. 5. Will you have a van full of people carrying luggage into and out of the city? 6. The neighborhood around the Staten Island ferry Terminal is called St. George. 7. This is the "capital" of the borough (borough hall, court houses, etc) and is very congested during the work week, but is strictly residential at other times. 8. Whether that price would hold for your vehicle is a question AND, since your group is large, the only way to do this and actually save money is to drive into Manhattan, drop bags and most passengers and have someone go back out to Newark to park the car. 9. You can also do a websearch for long term Newark parking. 10. The idea of parking on Staten Island is an interesting one too. 11. Parking. 12. St.George Ferry Terminal. 13. Privately Operated Lots: \$6.00 per day. 14. DOT Municipal Lots (2) at Terminal: \$5.50 per day or \$5.00 per day with MuniMeter Parking Card or \$280.00 per quarter (MuniMeter Parking Card sold in Terminal). 15. Accepts MuniMeter Parking Card. 	46.67

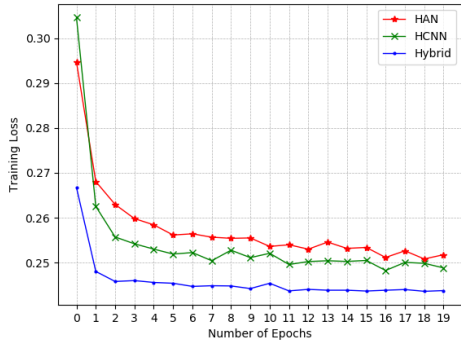
Fig. (5) Example of output summaries generated by each hierarchical model. Presented in **Bold** are correctly labelled sentences. Accuracy value (%) is computed as a ratio of number of correctly labelled sentences out of total sentences selected by the model.



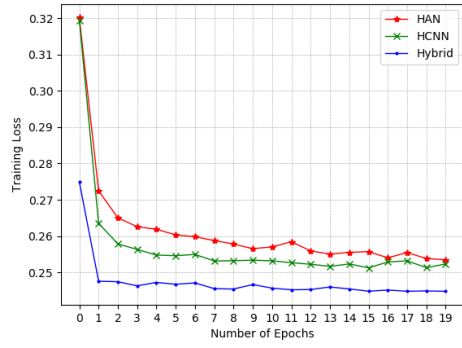
(a) Fold 1



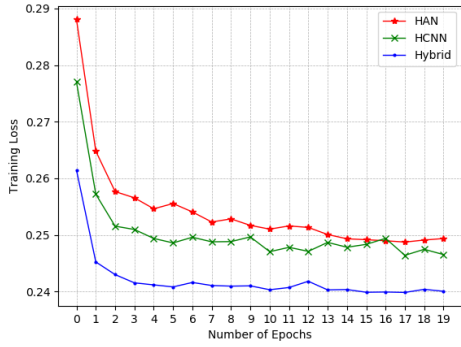
(b) Fold 2



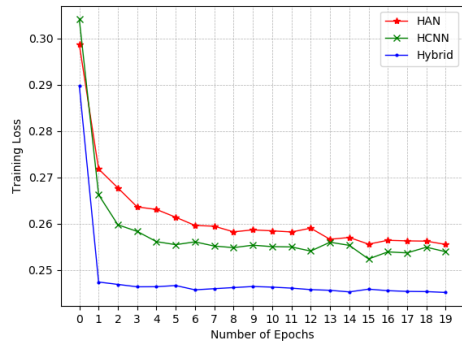
(c) Fold 3



(d) Fold 4



(e) Fold 5



(f) Fold 6

Fig. (6) Plots showing the convergence of training loss per fold. The results from first 20 epochs are displayed since all models have shown to plateau from this point forward.

5.4 Ablation Study

In this subsection, we discuss our observations from extensive ablation experiments conducted to better understand our model from various aspects.

5.4.1 Model Component Analysis. Comprehensive component analysis is performed by adding different components on top of baseline methods as presented in Table 6. The results reveal that using a model equipped with either CNN or LSTM alone performs poorly across all datasets. This indicates that leveraging the hierarchical structure of an input document to generate a document representation has helped boost the performance. Specifically, the hierarchical structure captures information at both word and sentence levels – word-level representation is learned and subsequently aggregated to form a sentence; likewise, sentence-level representation is learned and subsequently aggregated to form document representation. Among all hierarchical-based models, the ROUGE-L scores of HAN and HCNN are comparative, whereas the union of both has illustrated an evident performance gain. The shift in improvement is also noticeable (>1%) for Reddit and Newsroom datasets, both of which are larger in size than Trip advisor.

According to Table 6, when comparing results from the proposed hybrid model against those from baseline-CNN and baseline-LSTM, the overall improvement is 11.94% for Trip advisor dataset, 14.53% and 24.11% for Reddit dataset, and 4.24% and 9.29% for Newsroom dataset, respectively.

Table (6) Ablation study to investigate the effect of each component in the hierarchical-based models. F1 scores of ROUGE-L are compared (unit in percentage). ✓ indicates the component available in the model. The overall improvement in red and blue are the Hybrid model performance gain compared to Baseline LSTM and Baseline CNN, respectively.

	Model Component			Data		
	LSTM	CNN	Hierarchical Attention	Trip advisor	Reddit	Newsroom
Baseline LSTM	✓			20.07	38.81	19.87
Baseline CNN		✓		20.07	29.23	14.82
HAN	✓		✓	21.84	44.52	18.39
HCNN		✓	✓	21.60	44.61	17.25
Hybrid	✓	✓	✓	32.01	53.34	24.11
Overall Improvement				+11.94	+14.53	+4.24
				+11.94	+24.11	+9.29

5.4.2 Effect of CNN configurations. Table 7 and 8 show the model performance on different receptive field sizes and different number of convolutional layers, while other parameters remain fixed. It is important to note that when multiple receptive field sizes are used, such as [2,3], an output obtained from each local feature needs to be concatenated first to yield a representation that will be used by a layer following CNN. We observe that the receptive field size of 2 outperforms others across all datasets in both sentence classification and ROUGE evaluation. For Reddit dataset, in particular, the decrease in performance is notable. Regarding the number of convolutional layers, we observe that increasing convolutional layers leads to a drop in overall performance. With the number of layers of 6 (highest), the classification performance, as well as the output summary quality, are the lowest. The CNN part of our Hybrid model, therefore, applies a receptive field size of 2 and a single convolutional layer.

Table (7) Ablation study to investigate the effect of receptive field size towards the overall performance improvement. F1 scores are reported for both sentence-level classification (SL) and ROUGE evaluation (R-1, R-2, R-L). Shaded in gray are best values (in %). Non-shaded values presents loss compared to the best values, also in %.

Size	Trip advisor				Reddit				Newsroom			
	SL	R-1	R-2	R-L	SL	R-1	R-2	R-L	SL	R-1	R-2	R-L
2	36.12	38.13	15.51	32.01	29.12	54.67	42.84	53.34	26.01	25.56	12.41	24.11
[2,3]	-2.41	-2.44	-1.45	-1.65	-8.33	-10.51	-14.72	-11.68	-2.00	-2.90	-1.69	-2.32
[2,3,4]	-2.64	-1.97	-0.97	-1.23	-12.33	-11.03	-15.06	-11.86	-1.15	-2.76	-1.56	-2.24
[2,3,4,5]	-2.91	-2.37	-1.44	-1.60	-7.84	-10.56	-14.71	-11.55	-0.66	-3.17	-1.88	-2.48

Table (8) Ablation study to investigate the effect of number of convolutional layer(s) towards the overall performance improvement. F1 scores are reported for both sentence-level classification (SL) and ROUGE evaluation (R-1, R-2, R-L). Shaded in gray are best values (in %). Non-shaded values presents loss compared to the best values, also in %.

Depth	Trip advisor				Reddit				Newsroom			
	SL	R-1	R-2	R-L	SL	R-1	R-2	R-L	SL	R-1	R-2	R-L
1	36.12	38.13	15.51	32.01	29.12	54.67	42.84	53.34	26.01	25.56	12.41	24.11
2	-2.02	-2.11	-1.11	-1.17	-2.01	-11.07	-15.59	-12.17	-0.97	-2.98	-1.72	-2.49
3	-1.28	-2.36	-1.39	-1.57	-10.33	-10.68	-14.69	-11.68	-2.30	-3.15	-2.13	-2.70
4	-2.03	-2.30	-1.10	-1.42	-12.04	-10.86	-14.87	-11.72	-1.64	-3.04	-1.87	-2.39
5	-1.80	-2.48	-1.51	-1.75	-9.97	-10.82	-15.08	-11.80	-0.94	-2.84	-1.66	-2.31
6	-2.34	-2.14	-1.10	-1.15	-10.55	-11.27	-15.39	-12.23	-3.07	-3.37	-2.29	-2.80

5.4.3 *Representation Learning.* In this section, we discuss the impact of different embeddings on the hierarchical models. We report the effect of using static word embeddings versus contextual embeddings. We also concatenate static and contextual embeddings to examine their joint effect on the performance.

We investigate the outputs from the model initialized with only static word embeddings. The results for all datasets in Table 4 show that using word2vec mostly is superior to FastText in classifying sentence labels as well as in terms of ROUGE evaluation. With respect to contextual representations, for Trip advisor dataset, the results show that BERT embeddings yield better classification performance in terms of sentence-level scores than ELMo. For the remaining datasets, however, the sentence-level results mostly reveal a significant drop in the recall, and thus a drop in F1-scores as a consequence. As aforementioned in Section 5.3, this indicates that the system determines few sentences as summary-worthy; yet, most of these sentences are correctly labelled. From Table 5, the ROUGE evaluation shows that, in general using static word embeddings achieves better performance.

In addition, inspired by the study of [46], we concatenated both static and contextual representations at the *sentence-level encoders*. In terms of sentence-level scores, in general, the results show that the concatenation does not significantly affect the performance, except for ELMo+ w2v and ELMo+FastText in Reddit dataset, of which a significant improvement can be noticed in HAN and Hybrid models. With respect to ROUGE evaluation, the results obtained from concatenated representation also do not reflect a significant improvement.

5.4.4 *Effect of Attention Mechanism on Selecting Salient Units.* We investigate the attention layer to validate whether the attention mechanism aids in selecting representative units. Table 9 shows that, with respect to ROUGE evaluation, when the attention mechanism is incorporated in the model, the performance is improved across all datasets. In particular, for the larger dataset (Reddit and Newsroom), the difference of results between with and without attention is

nontrivial. In terms of sentence-level classification, incorporating the attention mechanism does not significantly affect the performance.

It is important to note that the proposed hybrid model attends to important *bigrams* at the word level and contiguous *sentence pairs* at the sentence level. At the word level, the attention value of each bigram influences the sentence vector to which the bigram belongs. The attention weight is computed according to the relevance of each bigram, given the sentence context. If a sentence contains many bigrams with high attention values, its corresponding sentence vector will potentially contain information about these prominent bigrams. In the sentence level, likewise, the attention values of the sentence pairs influence the resulting thread vector. A high attention value of a sentence pair indicates its importance and relevance towards the thread key concept. This attention-weighted sentence pair goes through softmax normalization, from which the output indicates how likely a sentence pair is a key unit for the summary.

Figure 7 illustrates a visualization of words in the example summary. The bigram with high attention weight will be highlighted with a darker shade compared to other bigrams with lower attention. The sentence “*I am glad you are so mellow and think that it might be difficult filling up the morning before you get married at noon!!*” contains two bigrams, namely “*glad you*” and “*are so*” which have attention weights of 0.782 and 0.555, respectively. The sentence encoder outputs a weighted sum of the bigrams using normalized attention as weight, and the two aforementioned bigrams are represented the most in the encoded sentence. Later in the thread encoder, this sentence has also shown to be in one of the highest sentence pairs ranked by attention weights. Finally, in the final summary, it can be noticed that the majority of sentences (italicized) are those belonging to the example sentence pairs with high ranked weights. Nevertheless, we emphasize that it is *not* necessarily the case that if a sentence is in a sentence pair with high attention, it will be selected into the final summary. High attention weights only indicate the significance of the constituent unit. In other words, whether or not a sentence is chosen into the summary is determined by the output layer which considers both sentence and thread representations concatenated together. However, it is observed that when sentences belong to sentence pairs with high attention weights, they have a higher chance of being selected into the final thread summary.

Table (9) Ablation study to investigate the effect of attention mechanism. The results are obtained from Hybrid model. ✓ means the attention mechanism is applied in the model, whereas ✗ is the opposite case.

Data	Sentence-level		R-1		R-2		R-L	
	✓	✗	✓	✗	✓	✗	✓	✗
Trip advisor	36.12	36.13	38.13	35.74	15.51	14.4	32.01	30.75
Reddit	29.12	30.33	54.67	43.55	42.84	27.30	53.34	41.00
Newsroom	26.01	24.14	25.56	19.73	12.41	9.20	24.11	14.65

Hi, I have previously posted a [topic here](#) tripadvisor.com/ShowTopic-g60763-i5-k1688602.... We are planning a wedding for October 2008 in Central Park. The time we had thought of was 3pm. **This was only because** we were worried about how we would fill the day and entertain a party of 10 guests. Obviously, if it were not our wedding day we would be able to fill our time quite easily in New York! We would ideally like to get married at noon. Any suggestions? **I'm sorry** I'm confused - are you planning to get married at 3pm or noon or do you mean get married at noon and eat at 3pm?? I've ready your other post and I'd say you could still do all that and then maybe after the meal go back to your hotel, change and meet up again for cocktails in some nice bars?? Another thought is, seeing as you're in NY, depending on the weather etc would be to travel to a few different places for photos - like Time Sq....or even Top of the Rock - places that are different to what you'd get at home if that makes sense, obviously this would take some planning if you wanted all 10 guests to go too....but if not you could do this after dinner before going out for the evening when everyone else has gone home to change etc. If that makes any sense! I am glad you are so mellow and think that it might be difficult filling up the morning before you get married at noon!! Since you are getting married in Central Park, what about heading up to the Top of the Rock, which has amazing views of the whole park? Bring a map of the park with you so you can figure out from above where the spot is. Thanks jlg1006. We were originally planning to get married at 3pm, so we wouldn't have as much time to fill after the ceremony. Ideally though, we would like to get married at noon, as long as we have a good plan to fill-up the rest of the day. The various places for photo opportunities may be a good option to use up some time between the ceremony and going for dinner. I'm thinking perhaps a horse and carriage to take the bride and father to the ceremony location, then when the ceremony has finished take some photos within Central Park, then champagne at the Boathouse & Gondola ride & more photos, then book a limo for 3 hours to take us to 2 or 3 different locations such as the ones you mentioned. Then at the end of the 3 hour limo service it drops us off at a restaurant for dinner. GreenWhiteBlue - i was talking about filling-up the rest of the day after the wedding ceremony, not the two or three hours before it. Sorry for the confusion. I think it depends on what you're wearing. As in, if you're wearing a full dress for the ceremony, it might be nice to have a back-up outfit so you could change and hit some of the places mentioned above that are iconic of NYC for more photos. Like the Brooklyn Bridge, Times Square, NY Water taxi, Flatiron building etc etc etc. If you are wearing a big dress and planning on staying in it (who could blame you!!) then maybe a few nice places for drinks afterwards. Like the Rainbow Grill (below the famous Rainbow Room), The View (which overlooks Times Square), Rise Bar at the Ritz Carlton (with views of the Statue of Liberty) Cheers ange, Yeah the bride will definitely be wearing her dress all day. I don't think this will stop us visiting a few places though if we hire a limo for transportation. Do you know if children are allowed in the places bars you mentioned as there will be 2 guests aged 7 & 9. I honestly don't know. I'd definitely contact them first. They all serve food though so you'd imagine kids would be welcome - whether or not you'd have to actually be eating there is another matter. They're all google-able though and should have contact numbers or email addresses so you can ask. (Mention it's your wedding day because if they want you to make a reservation, even for drinks, you might just get something thrown in!)

Top 25 bigrams with highest attention weights:

(topic here, 0.993), (I'm sorry, 0.958), (though so, 0.943), (it depends, 0.920), (if we, 0.787), (glad you, 0.782), (full dress, 0.781), (two or, 0.756), (contact them, 0.744), (want you, 0.738), (wedding for, 0.731), (etc etc., 0.729), (famous Rainbow, 0.717), (much time, 0.715) (This was, 0.658), (are different, 0.652), (guests aged, 0.644), (only because, 0.636), (to the, 0.622), (to fill-up, 0.617), (post and, 0.587), (quite easily, 0.584), (our time, 0.572), (are so, 0.555), (good plan, 0.544)

Top 6 sentence pairs ranked by attention weights:

- 0.527
 - Any suggestions?
 - **I'm sorry** I'm confused - are you planning to get married at 3pm or noon or do you mean get married at noon and eat at 3pm??
- 0.511
 - If that makes any sense!
 - I am **glad you are so** mellow and think that it might be difficult filling up the morning before you get married at noon!!
- 0.500
 - I've ready your other **post and** I'd say you could still do all that and then maybe after the meal go back to your hotel, change and meet up again for cocktails in some nice bars??
 - Another thought is, seeing as you're in NY, depending on the weather etc would be to travel to a few different places for photos - like Time Sq....or even Top of the Rock - places that **are different** to what you'd get at home if that makes sense, obviously this would take some planning if you wanted all 10 guests to go too....but if not you could do this after dinner before going out for the evening when everyone else has gone home to change etc.
- 0.462
 - Thanks jlg1006, We were originally planning to get married at 3pm, so we wouldn't have as **much time** to fill after the ceremony.
 - Ideally though, we would like to get married at noon, as long as we have a **good plan to fill-up** the rest of the day.
- 0.451
 - As in, if you're wearing a **full dress** for the ceremony, it might be nice to have a back-up outfit so you could change and hit some of the places mentioned above that are iconic of NYC for more photos.
 - Like the Brooklyn Bridge, Times Square, NY Water taxi, Flatiron building etc **etc etc**.
- 0.443
 - Like the Rainbow Grill (below the **famous Rainbow** Room), The View (which overlooks Times Square), Rise Bar at the Ritz Carlton (with views of the Statue of Liberty)
 - Cheers ange, Yeah the bride will definitely be wearing her dress all day.

Final summary:

- Hi, I have previously posted a topic here tripadvisor.com/ShowTopic-g60763-i5-k1688602....
- Any suggestions?
- I've ready your other post and I'd say you could still do all that and then maybe after the meal go back to your hotel, change and meet up again for cocktails in some nice bars??
- Another thought is, seeing as you're in NY, depending on the weather etc would be to travel to a few different places for photos - like Time Sq....or even Top of the Rock - places that are different to what you'd get at home if that makes sense, obviously this would take some planning if you wanted all 10 guests to go too....but if not you could do this after dinner before going out for the evening when everyone else has gone home to change etc.
- Like the Brooklyn Bridge, Times Square, NY Water taxi, Flatiron building etc etc etc.
- Cheers ange, Yeah the bride will definitely be wearing her dress all day.
- (Mention it's your wedding day because if they want you to make a reservation, even for drinks, you might just get something thrown in!)

Fig. (7) Visualization of the generated summary for a forum thread. Top: Relative attention weights for each bigram by the hybrid model, over an entire thread. Bigrams with a darker highlight present higher importance. The attention values of all bigrams were obtained from word-level attention layer. Bottom: The first row presents a list of top 25 bigrams that are ranked according to their attention values, formatted as a (bigram, attention weights) tuple. The second row presents a list of sentence pairs ranked by attention weights, where the highest weight is 0.527. The bigrams in bold and underlined are those with highest attention weights. The third row presents the final summary which lists all chronologically-ordered extracted sentences. The sentences in italic are those in the top 6 sentence pairs with highest attention weights.

6 CONCLUSIONS

In this study, we present a framework based on hierarchical attention networks to extractively summarize online forum threads. Our proposed networks unify two deep neural networks, namely Bi-LSTM and CNN, to obtain representations that are used to classify whether or not the sentence is summary-worthy. Since the proposed approach can be framed as multi-document summarization, we also evaluate the proposed approach on news domain dataset, in addition to online forums. The experimental results on three real-life datasets have demonstrated that the proposed model outperforms the majority of baseline methods.

Our findings confirm the initial hypothesis that the capability of encoders can be enhanced through the unified architecture. In essence, Bi-LSTM serves a role to capture contextual information, whereas CNN helps to signify prominent units that are keys pertaining to a summary. Together, the strength of both deep neural networks have been leveraged to achieve effective representations.

Finally, we have conducted extensive experiments to investigate the effect of attention mechanism and pretrained embeddings. The results show that applying attention to the high-level features extracted and compressed by CNN, together with the contextual embeddings, provide a promising avenue towards improving an extractive summarization performance.

7 ACKNOWLEDGEMENTS

This work was supported by Crystal Photonics, Inc. (Grant 1063271).

REFERENCES

- [1] Alan Akbik, Duncan Blythe, and Roland Vollgraf. 2018. Contextual String Embeddings for Sequence Labeling. In *Proceedings of the 27th International Conference on Computational Linguistics*. Association for Computational Linguistics, Santa Fe, New Mexico, USA, 1638–1649. <https://www.aclweb.org/anthology/C18-1139>
- [2] Federico Barrios, Federico López, Luis Argerich, and Rosa Wachenchauzer. 2016. Variations of the similarity function of textrank for automated summarization. *arXiv preprint arXiv:1602.03606* (2016).
- [3] Taylor Berg-Kirkpatrick, Dan Gillick, and Dan Klein. 2011. Jointly Learning to Extract and Compress. In *Proceedings of the 49th Annual Meeting of the Association for Computational Linguistics: Human Language Technologies*. Association for Computational Linguistics, Portland, Oregon, USA, 481–490. <https://www.aclweb.org/anthology/P11-1049>
- [4] Sumit Bhatia, Prakhar Biyani, and Prasenjit Mitra. 2014. Summarizing Online Forum Discussions – Can Dialog Acts of Individual Messages Help?. In *Proceedings of the 2014 Conference on Empirical Methods in Natural Language Processing (EMNLP)*. Association for Computational Linguistics, Doha, Qatar, 2127–2131. <https://doi.org/10.3115/v1/D14-1226>
- [5] Piotr Bojanowski, Edouard Grave, Armand Joulin, and Tomas Mikolov. 2017. Enriching word vectors with subword information. *Transactions of the Association for Computational Linguistics* 5 (2017), 135–146.
- [6] Florian Boudin, Hugo Mougard, and Benoit Favre. 2015. Concept-based Summarization using Integer Linear Programming: From Concept Pruning to Multiple Optimal Solutions. In *Proceedings of the 2015 Conference on Empirical Methods in Natural Language Processing*. Association for Computational Linguistics, Lisbon, Portugal, 1914–1918. <https://doi.org/10.18653/v1/D15-1220>
- [7] Jose Camacho-Collados and Mohammad Taher Pilehvar. 2018. From word to sense embeddings: A survey on vector representations of meaning. *Journal of Artificial Intelligence Research* 63 (2018), 743–788.
- [8] Ziqiang Cao, Wenjie Li, Sujian Li, and Furu Wei. 2017. Improving Multi-Document Summarization via Text Classification. In *Proceedings of the Thirty-First AAAI Conference on Artificial Intelligence (San Francisco, California, USA) (AAAI’17)*. AAAI Press, 3053–3059.
- [9] Ziqiang Cao, Wenjie Li, Sujian Li, Furu Wei, and Yanran Li. 2016. AttSum: Joint Learning of Focusing and Summarization with Neural Attention. In *Proceedings of COLING 2016, the 26th International Conference on Computational Linguistics: Technical Papers*. The COLING 2016 Organizing Committee, Osaka, Japan, 547–556. <https://www.aclweb.org/anthology/C16-1053>
- [10] Giuseppe Carenini, Raymond T. Ng, and Xiaodong Zhou. 2008. Summarizing Emails with Conversational Cohesion and Subjectivity. In *Proceedings of ACL-08: HLT*. Association for Computational Linguistics, Columbus, Ohio, 353–361. <https://www.aclweb.org/anthology/P08-1041>
- [11] Jianpeng Cheng and Mirella Lapata. 2016. Neural Summarization by Extracting Sentences and Words. In *Proceedings of the 54th Annual Meeting of the Association for Computational Linguistics (Volume 1: Long Papers)*. Association for Computational Linguistics, Berlin, Germany, 484–494. <https://doi.org/10.18653/v1/P16-1046>

- [12] André Ferreira Cruz, Gil Rocha, and Henrique Lopes Cardoso. 2020. On Document Representations for Detection of Biased News Articles. In *Proceedings of the 35th Annual ACM Symposium on Applied Computing* (Brno, Czech Republic) (SAC '20). Association for Computing Machinery, New York, NY, USA, 892–899. <https://doi.org/10.1145/3341105.3374025>
- [13] Hoa Trang Dang and Karolina Owczarzak. 2008. Overview of the TAC 2008 Update Summarization Task. In *Proceedings of Text Analysis Conference* (TAC).
- [14] Jacob Devlin, Ming-Wei Chang, Kenton Lee, and Kristina Toutanova. 2019. BERT: Pre-training of Deep Bidirectional Transformers for Language Understanding. In *Proceedings of the 2019 Conference of the North American Chapter of the Association for Computational Linguistics: Human Language Technologies, Volume 1 (Long and Short Papers)*. Association for Computational Linguistics, Minneapolis, Minnesota, 4171–4186. <https://doi.org/10.18653/v1/N19-1423>
- [15] Yijun Duan and Adam Jatowt. 2019. Across-Time Comparative Summarization of News Articles. In *Proceedings of the Twelfth ACM International Conference on Web Search and Data Mining* (Melbourne VIC, Australia) (WSDM '19). Association for Computing Machinery, New York, NY, USA, 735–743. <https://doi.org/10.1145/3289600.3291008>
- [16] John Duchi, Elad Hazan, and Yoram Singer. 2011. Adaptive subgradient methods for online learning and stochastic optimization. *Journal of machine learning research* 12, Jul (2011), 2121–2159.
- [17] Günes Erkan and Dragomir R. Radev. 2004. LexRank: Graph-Based Lexical Centrality as Saliency in Text Summarization. *J. Artif. Int. Res.* 22, 1 (Dec. 2004), 457–479.
- [18] Rong-En Fan, Kai-Wei Chang, Cho-Jui Hsieh, Xiang-Rui Wang, and Chih-Jen Lin. 2008. LIBLINEAR: A Library for Large Linear Classification. *Journal of Machine Learning Research* 9 (2008), 1871–1874.
- [19] Chong Feng, Fei Cai, Honghui Chen, and Maarten de Rijke. 2018. Attentive Encoder-Based Extractive Text Summarization. In *Proceedings of the 27th ACM International Conference on Information and Knowledge Management* (Torino, Italy) (CIKM '18). Association for Computing Machinery, New York, NY, USA, 1499–1502. <https://doi.org/10.1145/3269206.3269251>
- [20] Kavita Ganesan. 2015. ROUGE 2.0: Updated and Improved Measures for Evaluation of Summarization Tasks. (2015).
- [21] Kavita Ganesan, ChengXiang Zhai, and Jiawei Han. 2010. Opinosis: a graph-based approach to abstractive summarization of highly redundant opinions. In *Proceedings of the 23rd International Conference on Computational Linguistics*. Association for Computational Linguistics, 340–348.
- [22] Max Grusky, Mor Naaman, and Yoav Artzi. 2018. Newsroom: A dataset of 1.3 million summaries with diverse extractive strategies. *arXiv preprint arXiv:1804.11283* (2018).
- [23] Aria Haghighi and Lucy Vanderwende. 2009. Exploring Content Models for Multi-Document Summarization. In *Proceedings of Human Language Technologies: The 2009 Annual Conference of the North American Chapter of the Association for Computational Linguistics*. Association for Computational Linguistics, Boulder, Colorado, 362–370. <https://www.aclweb.org/anthology/N09-1041>
- [24] Udo Hahn and Inderjeet Mani. 2000. The challenges of automatic summarization. *Computer* 33, 11 (2000), 29–36.
- [25] Geoffrey Hinton, Nitish Srivastava, and Kevin Swersky. [n.d.]. Neural networks for machine learning lecture 6a overview of mini-batch gradient descent. ([n. d.]).
- [26] Sepp Hochreiter and Jürgen Schmidhuber. 1997. Long short-term memory. *Neural computation* 9, 8 (1997), 1735–1780.
- [27] Ya-Han Hu, Yen-Liang Chen, and Hui-Ling Chou. 2017. Opinion mining from online hotel reviews—A text summarization approach. *Information Processing & Management* 53, 2 (2017), 436–449.
- [28] Jyun-Yu Jiang, Mingyang Zhang, Cheng Li, Michael Bendersky, Nadav Golbandi, and Marc Najork. 2019. Semantic Text Matching for Long-Form Documents. In *The World Wide Web Conference* (San Francisco, CA, USA) (WWW '19). Association for Computing Machinery, New York, NY, USA, 795–806. <https://doi.org/10.1145/3308558.3313707>
- [29] Yoon Kim. 2014. Convolutional Neural Networks for Sentence Classification. In *Proceedings of the 2014 Conference on Empirical Methods in Natural Language Processing (EMNLP)*. Association for Computational Linguistics, Doha, Qatar, 1746–1751. <https://doi.org/10.3115/v1/D14-1181>
- [30] Diederik P Kingma and Jimmy Ba. 2014. Adam: A method for stochastic optimization. *arXiv preprint arXiv:1412.6980* (2014).
- [31] Hyunsoo Lee, YunSeok Choi, and Jee-Hyong Lee. 2020. Attention History-Based Attention for Abstractive Text Summarization. In *Proceedings of the 35th Annual ACM Symposium on Applied Computing* (Brno, Czech Republic) (SAC '20). Association for Computing Machinery, New York, NY, USA, 1075–1081. <https://doi.org/10.1145/3341105.3373892>
- [32] Chin-Yew Lin. 2004. ROUGE: A Package for Automatic Evaluation of Summaries. In *Text Summarization Branches Out*. Association for Computational Linguistics, Barcelona, Spain, 74–81. <https://www.aclweb.org/anthology/W04-1013>
- [33] Hui Liu and Xiaojun Wan. 2019. Neural Review Summarization Leveraging User and Product Information. In *Proceedings of the 28th ACM International Conference on Information and Knowledge Management* (Beijing, China) (CIKM '19). Association for Computing Machinery, New York, NY, USA, 2389–2392. <https://doi.org/10.1145/3357384.3358161>
- [34] Shih-Hung Liu, Kuan-Yu Chen, and Berlin Chen. 2020. Enhanced Language Modeling with Proximity and Sentence Relatedness Information for Extractive Broadcast News Summarization. *ACM Trans. Asian Low-Resour. Lang. Inf. Process.* 19, 3, Article 46 (Feb. 2020), 19 pages. <https://doi.org/10.1145/3377407>
- [35] Wencan Luo, Fei Liu, Zitao Liu, and Diane Litman. 2016. Automatic Summarization of Student Course Feedback. In *Proceedings of the 2016 Conference of the North American Chapter of the Association for Computational Linguistics: Human Language Technologies*. Association for Computational Linguistics, San Diego, California, 80–85. <https://doi.org/10.18653/v1/N16-1010>

- [36] Tomas Mikolov, Edouard Grave, Piotr Bojanowski, Christian Puhresch, and Armand Joulin. 2018. Advances in Pre-Training Distributed Word Representations. In *Proceedings of the International Conference on Language Resources and Evaluation (LREC 2018)*.
- [37] Tomas Mikolov, Ilya Sutskever, Kai Chen, Greg Corrado, and Jeffrey Dean. 2013. Distributed Representations of Words and Phrases and Their Compositionality. In *Proceedings of the 26th International Conference on Neural Information Processing Systems - Volume 2 (Lake Tahoe, Nevada) (NIPS'13)*. Curran Associates Inc., Red Hook, NY, USA, 3111–3119.
- [38] Ramesh Nallapati, Feifei Zhai, and Bowen Zhou. 2017. SummaRuNNer: A Recurrent Neural Network Based Sequence Model for Extractive Summarization of Documents. In *Proceedings of the Thirty-First AAAI Conference on Artificial Intelligence (San Francisco, California, USA) (AAAI'17)*. AAAI Press, 3075–3081.
- [39] Shashi Narayan, Ronald Cardenas, Nikos Papasartopoulos, Shay B. Cohen, Mirella Lapata, Jiangsheng Yu, and Yi Chang. 2018. Document Modeling with External Attention for Sentence Extraction. In *Proceedings of the 56th Annual Meeting of the Association for Computational Linguistics (Volume 1: Long Papers)*. Association for Computational Linguistics, Melbourne, Australia, 2020–2030. <https://doi.org/10.18653/v1/P18-1188>
- [40] Shashi Narayan, Shay B. Cohen, and Mirella Lapata. 2018. Ranking Sentences for Extractive Summarization with Reinforcement Learning. In *Proceedings of the 2018 Conference of the North American Chapter of the Association for Computational Linguistics: Human Language Technologies, Volume 1 (Long Papers)*. Association for Computational Linguistics, New Orleans, Louisiana, 1747–1759. <https://doi.org/10.18653/v1/N18-1158>
- [41] Preksha Nema, Mitesh Khapra, Anirban Laha, and Balaraman Ravindran. 2017. Diversity driven attention model for query-based abstractive summarization. *arXiv preprint arXiv:1704.08300* (2017).
- [42] Minh-Tien Nguyen, Tran Viet Cuong, and Nguyen Xuan Hoai. 2019. Exploiting User Comments for Document Summarization with Matrix Factorization. In *Proceedings of the Tenth International Symposium on Information and Communication Technology (Hanoi, Ha Long Bay, Viet Nam) (SoICT 2019)*. Association for Computing Machinery, New York, NY, USA, 118–124. <https://doi.org/10.1145/3368926.3369699>
- [43] Fumio Nihei, Yukiko I. Nakano, and Yutaka Takase. 2016. Meeting Extracts for Discussion Summarization Based on Multimodal Nonverbal Information. In *Proceedings of the 18th ACM International Conference on Multimodal Interaction (Tokyo, Japan) (ICMI '16)*. Association for Computing Machinery, New York, NY, USA, 185–192. <https://doi.org/10.1145/2993148.2993160>
- [44] Fumio Nihei, Yukiko I. Nakano, and Yutaka Takase. 2018. Fusing Verbal and Nonverbal Information for Extractive Meeting Summarization. In *Proceedings of the Group Interaction Frontiers in Technology (Boulder, CO, USA) (GIFT'18)*. Association for Computing Machinery, New York, NY, USA, Article 9, 9 pages. <https://doi.org/10.1145/3279981.3279987>
- [45] Jeffrey Pennington, Richard Socher, and Christopher Manning. 2014. Glove: Global Vectors for Word Representation. In *Proceedings of the 2014 Conference on Empirical Methods in Natural Language Processing (EMNLP)*. Association for Computational Linguistics, Doha, Qatar, 1532–1543. <https://doi.org/10.3115/v1/D14-1162>
- [46] Matthew Peters, Mark Neumann, Mohit Iyyer, Matt Gardner, Christopher Clark, Kenton Lee, and Luke Zettlemoyer. 2018. Deep Contextualized Word Representations. In *Proceedings of the 2018 Conference of the North American Chapter of the Association for Computational Linguistics: Human Language Technologies, Volume 1 (Long Papers)*. Association for Computational Linguistics, New Orleans, Louisiana, 2227–2237. <https://doi.org/10.18653/v1/N18-1202>
- [47] Dragomir R. Radev, Hongyan Jing, Małgorzata Styś, and Daniel Tam. 2004. Centroid-based Summarization of Multiple Documents. *Information Processing and Management* 40, 6 (2004), 919–938.
- [48] Sebastian Ruder. 2016. An overview of gradient descent optimization algorithms. *arXiv preprint arXiv:1609.04747* (2016).
- [49] Koustav Rudra, Niloy Ganguly, Pawan Goyal, and Saptarshi Ghosh. 2018. Extracting and Summarizing Situational Information from the Twitter Social Media during Disasters. *ACM Trans. Web* 12, 3, Article 17 (July 2018), 35 pages. <https://doi.org/10.1145/3178541>
- [50] Koustav Rudra, Pawan Goyal, Niloy Ganguly, Prasenjit Mitra, and Muhammad Imran. 2018. Identifying sub-events and summarizing disaster-related information from microblogs. In *The 41st International ACM SIGIR Conference on Research & Development in Information Retrieval*. 265–274.
- [51] Alexander M. Rush, Sumit Chopra, and Jason Weston. 2015. A Neural Attention Model for Abstractive Sentence Summarization. In *Proceedings of the 2015 Conference on Empirical Methods in Natural Language Processing*. Association for Computational Linguistics, Lisbon, Portugal, 379–389. <https://doi.org/10.18653/v1/D15-1044>
- [52] Ashish Sharma, Koustav Rudra, and Niloy Ganguly. 2019. Going Beyond Content Richness: Verified Information Aware Summarization of Crisis-Related Microblogs. In *Proceedings of the 28th ACM International Conference on Information and Knowledge Management (Beijing, China) (CIKM '19)*. Association for Computing Machinery, New York, NY, USA, 921–930. <https://doi.org/10.1145/3357384.3358020>
- [53] Abhishek Kumar Singh, Manish Gupta, and Vasudeva Varma. 2017. Hybrid MemNet for Extractive Summarization. In *Proceedings of the 2017 ACM on Conference on Information and Knowledge Management (Singapore, Singapore) (CIKM '17)*. Association for Computing Machinery, New York, NY, USA, 2303–2306. <https://doi.org/10.1145/3132847.3133127>
- [54] Josef Steinberger et al. [n.d.]. Using latent semantic analysis in text summarization and summary evaluation. ([n. d.]).
- [55] Sansiri Tarnpradab, Fei Liu, and Kien A Hua. 2017. Toward extractive summarization of online forum discussions via hierarchical attention networks. In *The Thirtieth International Flairs Conference*.
- [56] Naama Tepper, Anat Hashavit, Maya Barnea, Inbal Ronen, and Lior Leiba. 2018. Collabot: Personalized Group Chat Summarization. In *Proceedings of the Eleventh ACM International Conference on Web Search and Data Mining (Marina Del Rey, CA, USA) (WSDM '18)*. Association for Computing Machinery, New York, NY, USA, 771–774. <https://doi.org/10.1145/3159652.3160588>
- [57] Justine Raju Thomas, Santosh Kumar Bharti, and Korra Sathya Babu. 2016. Automatic Keyword Extraction for Text Summarization in E-Newspapers. In *Proceedings of the International Conference on Informatics and Analytics (Pondicherry, India) (ICIA-16)*. Association for Computing Machinery, Manuscript submitted to ACM

- New York, NY, USA, Article 86, 8 pages. <https://doi.org/10.1145/2980258.2980442>
- [58] Lucy Vanderwende, Hisami Suzuki, Chris Brockett, and Ani Nenkova. 2007. Beyond SumBasic: Task-focused Summarization with Sentence Simplification and Lexical Expansion. *Information Processing and Management* 43, 6 (2007), 1606–1618.
 - [59] Lu Wang and Wang Ling. 2016. Neural Network-Based Abstract Generation for Opinions and Arguments. In *Proceedings of the 2016 Conference of the North American Chapter of the Association for Computational Linguistics: Human Language Technologies*. Association for Computational Linguistics, San Diego, California, 47–57. <https://doi.org/10.18653/v1/N16-1007>
 - [60] Sander Wubben, Suzan Verberne, EJ Krahmer, and APJ van den Bosch. 2015. Facilitating online discussions by automatic summarization. (2015).
 - [61] Zichao Yang, Diyi Yang, Chris Dyer, Xiaodong He, Alex Smola, and Eduard Hovy. 2016. Hierarchical Attention Networks for Document Classification. In *Proceedings of the 2016 Conference of the North American Chapter of the Association for Computational Linguistics: Human Language Technologies*. Association for Computational Linguistics, San Diego, California, 1480–1489. <https://doi.org/10.18653/v1/N16-1174>
 - [62] Matthew D. Zeiler. 2012. ADADELTA: An Adaptive Learning Rate Method. CoRR abs/1212.5701 (2012). arXiv:1212.5701 <http://arxiv.org/abs/1212.5701>
 - [63] Amy X. Zhang and Justin Cranshaw. 2018. Making Sense of Group Chat through Collaborative Tagging and Summarization. *Proc. ACM Hum.-Comput. Interact.* 2, CSCW, Article 196 (Nov. 2018), 27 pages. <https://doi.org/10.1145/3274465>
 - [64] Ye Zhang and Byron Wallace. 2017. A Sensitivity Analysis of (and Practitioners’ Guide to) Convolutional Neural Networks for Sentence Classification. In *Proceedings of the Eighth International Joint Conference on Natural Language Processing (Volume 1: Long Papers)*. Asian Federation of Natural Language Processing, Taipei, Taiwan, 253–263. <https://www.aclweb.org/anthology/I17-1026>
 - [65] Zhou Zhao, Haojie Pan, Changjie Fan, Yan Liu, Linlin Li, Min Yang, and Deng Cai. 2019. Abstractive Meeting Summarization via Hierarchical Adaptive Segmental Network Learning. In *The World Wide Web Conference (San Francisco, CA, USA) (WWW ’19)*. Association for Computing Machinery, New York, NY, USA, 3455–3461. <https://doi.org/10.1145/3308558.3313619>
 - [66] Qingyu Zhou, Nan Yang, Furu Wei, Shaohan Huang, Ming Zhou, and Tiejun Zhao. 2018. Neural Document Summarization by Jointly Learning to Score and Select Sentences. In *Proceedings of the 56th Annual Meeting of the Association for Computational Linguistics (Volume 1: Long Papers)*. Association for Computational Linguistics, Melbourne, Australia, 654–663. <https://doi.org/10.18653/v1/P18-1061>