

Pricing Energy Derivatives in Markets Driven by Tempered Stable and CGMY Processes of Ornstein-Uhlenbeck Type

Piergiacomo SABINO*[†]

Quantitative Risk Management

E.ON SE

Brüsseler Platz 1, 45131 Essen, Germany

Abstract

In this study we consider the pricing of energy derivatives when the evolution of spot prices follows a tempered stable or a CGMY driven Ornstein-Uhlenbeck process. To this end, we first calculate the characteristic function of the transition law of such processes in closed form. This result is instrumental for the derivation of non-arbitrage conditions such that the spot dynamics is consistent with the forward curve. Moreover, based on the results of Cufaro Petroni and Sabino [21], we also conceive efficient algorithms for the exact simulation of the skeleton of such processes and propose a novel procedure when they coincide with compound Poisson processes of Ornstein-Uhlenbeck type. We illustrate the applicability of the theoretical findings and the simulation algorithms in the context of the pricing different contracts namely, strips of daily call options, Asian options with European style and swing options. Finally, we present an extension to future markets.

Keywords: Lévy-driven Ornstein-Uhlenbeck Processes; CGMY process; Tempered Stable Distributions; Exact simulation; Energy Markets; Derivative Pricing

1 Introduction

Most energy and commodity markets exhibit seasonality, mean-reversion high volatilities and occasional distinctive price spikes, which results in demand for derivative

* piergiacomo.sabino@eon.com

[†]The views, opinions, positions or strategies expressed in this article are those of the author and do not necessarily represent the views, opinions, positions or strategies of, and should not be attributed to E.ON SE.

products which protect the holder against high prices. In equity markets there is a clear evidence that asset returns are not Gaussian and it is common practice to rely on Lévy processes, other than the Brownian motion, in order to capture heavy-tails and jumps of the log-prices. Several empirical studies (see for instance Carr and Crosby [14]) have shown that CGMY Lévy processes introduced by Carr et al. [15], named after its authors, are a valuable alternative. Moreover, the class of such processes is quite flexible and also encompasses Variance Gamma processes introduced in Madan and Seneta [39] and is on the other hand, a special case of the wider class of bilateral tempered stable processes (see Küchler and Tappe [33]).

Commodity and energy markets however, exhibit mean-reversion which cannot be described by plain Lévy processes but rather by Lévy-driven Ornstein-Uhlenbeck (OU) processes. Based on these observations, in this study we consider the pricing of energy derivatives assuming that the spot price is driven by CGMY and tempered stable processes of OU type. The first contribution consists in the derivation of the closed formula of the characteristic function of the transition law of these processes that is instrumental to find non-arbitrage conditions. It also gives the fundamental ingredient to calculate the price of financial derivatives with FFT-based methods.

Based on the results of Cufaro Petroni and Sabino [21], the second contribution is the derivation of the exact methods for the simulation of the skeleton of CGMY and bilateral tempered stable processes of OU type with finite variation. Particular emphasis is given to the case when such processes consists of compound Poisson processes of OU type.

The calibration and the model selection is not the focus of this study, instead we rather illustrate the theoretical applicability of our findings and the proposed simulation algorithms to the pricing of a few energy derivative contracts. As a first application, we consider the pricing of a daily strip of call options on the day-ahead spot price driven by tempered stable OU processes using the FFT technique of Carr and Madan [16]. As mentioned, the parameters calibration is not the focus of this paper, nevertheless such a task can be easily accomplished combining the FFT pricing with an optimization to minimize the difference between the available option prices and the theoretical ones. Secondly, we consider the pricing of Asian options depending on the day-ahead spot price described by a CGMY-driven OU process via Monte Carlo simulations where we also highlight the differences between our exact simulation schemes and the standard approximation procedures. The last example consists in pricing swing options with the modified version of the Least-Squares Monte Carlo method detailed in Boogert and C. de Jong [12, 13] using market models based on CGMY-driven OU process that coincide with compound Poisson processes of OU type. Finally, we show that our results are not restricted to OU processes and to the modeling of spot prices. Indeed, in the spirit of Benth et al. [9], Latini et al. [34] and Piccirilli et al. [41], they can be adapted to capture the Samuelson effect and different implied volatility profiles displayed by options futures.

The paper is organized as follows. Section 2 introduces tempered stable and CGMY processes and the general results relatively to Lévy-driven OU processes. In Section 3 we focus on the classical tempered stable and CGMY processes of OU type with finite variation and derive the characteristic function of their transition law. In Section 4 we present the algorithms for the simulation of the skeleton of the processes under study and we focus on the case of compound Poisson processes of

OU type. We also present numerical experiments demonstrating their efficiency. The application of these results is illustrated in Section 5 in the context of the pricing of energy derivative contracts, namely daily strips of call options, Asian options with European exercise, swing options written on the day-ahead spot price and futures. Finally Section 6 concludes the paper with an overview of future inquiries and possible further applications.

1.1 Notation

Before proceeding, we introduce some notation and shortcuts that will be used throughout the paper. We write $\Gamma(\alpha, \beta)$ to denote the gamma distribution with shape parameter $\alpha > 0$ and rate parameter $\beta > 0$. Moreover, we write $\mathcal{U}([0, 1])$ to denote the uniform distribution in $[0, 1]$ and $\mathcal{P}(\lambda)$ to denote the Poisson distribution with parameter $\lambda > 0$. We use the shortcuts *id* and *sd* for *infinitely divisible* and *self-decomposable* distributions, respectively. We use the shortcut *rv* for *random variable* and *iid* for *independently and identically distributed* whereas we use *chf*, *lch* *cgf* and *pdf* as shortcuts for *characteristic function*, *logarithmic characteristic*, *cumulant generating function* and *density function*, respectively.

2 Preliminaries

Take a Lévy process $L(\cdot)$ of classic tempered stable type namely, with Lévy measure having density

$$\nu(x) = \nu_p(x) + \nu_n(x) = c_p \frac{e^{-\beta_p x}}{x^{1+\alpha_p}} \mathbb{1}_{x \geq 0} + c_n \frac{e^{\beta_n x}}{|x|^{1+\alpha_n}} \mathbb{1}_{x < 0} \quad (1)$$

where $c_p, c_n, \beta_p, \beta_n$ are all positive numbers, $\alpha_p < 2$ and $\alpha_n < 2$. Hereafter we will denote with $\mathcal{BCTS}(\alpha_p, \alpha_n, \beta_p, \beta_n, c_p t, c_n t)$ the law of $L(t)$.

Different applications of such a process can be found among other in Koponen [32], Carr et al. [15] Poirot and Tankov [42] and Ballotta and Kyriakou [2]. In particular, the model introduced in Carr et al. is named CGMY and assumes $C = c_p = c_n$, $Y = \alpha_p = \alpha_n$, $G = \beta_n$ and $M = \beta_p$ from the names of the authors. It can also be proven that a classic tempered stable process is a time-changed Brownian motion provided $c_p = c_n$ and $\alpha_p = \alpha_n = \alpha > -1$ (see Cont and Tankov [18] Proposition 4.1). For sake of completeness, it is worthwhile mentioning that we are referring to classic tempered stable processes because different processes can be constructed applying an alternative tempering function rather than the exponential function used in (1) (see Rosiński [44]). An overview of such processes, named general tempered stable processes, can be found in Grabchak [24].

In the following we consider the subset of classic tempered stable processes with finite variation for which it holds $\alpha_p < 1$ and $\alpha_n < 1$ and in particular when $\alpha_p < 0$ and $\alpha_n < 0$ the subset consists of Poisson processes (see Cont and Tankov [18]). Due to the fact that any process of finite variation can be seen as the difference of two independent subordinators, the process $L(\cdot)$ can be written as $L(t) = L_p(t) - L_n(t)$ where $L_p(\cdot)$ and $L_n(\cdot)$ are two classic tempered stable subordinators with Lévy densities $\nu_p(x)$ and $\nu_n(-x)$, respectively. In the following we will dub classic tempered

stable subordinators with CTS, whereas the full bilateral case will be denoted with BCTS. Moreover, we will denote the law of a CTS subordinator at time t with $CTS(\alpha, \beta, ct)$.

Consider now an Ornstein-Uhlenbeck (OU) process $X(\cdot)$ solution of the stochastic differential equation

$$dX(t) = -bX(t)dt + dL(t) \quad X(0) = X_0 \quad \mathbf{P}\text{-a.s.} \quad b > 0 \quad (2)$$

namely,

$$X(t) = X_0 e^{-bt} + Z(t) \quad Z(t) = \int_0^t e^{-b(t-s)} dL(s). \quad (3)$$

$$Z(t) = Z_p(t) - Z_n(t) \quad Z_d(t) = \int_0^t e^{-b(t-s)} dL_d(s), d \in \{p, n\}. \quad (4)$$

Following the convention in Barndorff-Nielsen and Shephard [5], $X(\cdot)$ is then named OU-BCTS process or, if the above parameter constrain holds, OU-CGM process.

There is a close relation between the concept of self-decomposability and the theory of Lévy driven OU processes, indeed as observed in Barndorff-Nielsen et al. [4], the solution process (3) is stationary if and only if its *chf* $\varphi_X(u, t)$ is constant in time and steadily coincides with the *chf* $\bar{\varphi}_X(u)$ of the *sd* invariant initial distribution that turns out to be decomposable according to

$$\bar{\varphi}_X(u) = \bar{\varphi}_X(u e^{-bt}) \varphi_Z(u, t)$$

where now, at every given t , $\varphi_Z(u, t) = e^{\psi_Z(u, t)}$ denotes the *idchf* of the *rv* $Z(t)$ in (3) and $\psi_Z(u, t)$ its *lch*. We remark that the process $Z(\cdot)$ is not a Lévy process but rather an additive process.

We recall here that a law with *chf* $\eta(u)$ is said to be *sd* (see Sato [48], Cufaro Petroni [19]) when for every $0 < a < 1$ we can find another law with *chf* $\chi_a(u)$ such that

$$\eta(u) = \eta(au) \chi_a(u). \quad (5)$$

Of course a *rv* X with *chf* $\eta(u)$ is also said to be *sd* when its law is *sd*, and looking at the definitions this means that for every $0 < a < 1$ we can always find two *independent rv*'s – a Y with the same law of X , and a Z_a with *chf* $\chi_a(u)$ – such that in distribution

$$X \stackrel{d}{=} aY + Z_a \quad (6)$$

Hereafter the *rv* Z_a will be called the *a-remainder* of X and in general has an *id* (see Sato [48])

This last statement apparently means that the law of $Z(t)$ in the solution (3) coincides with that of the *a-remainder* of the *sd*, stationary law $\bar{\varphi}_X$ provided that $a = e^{-bt}$. It is easy indeed to see from (3) that the *chf* of the time homogeneous transition law with a degenerate initial condition $X(0) = x_0$, \mathbf{P} -a.s. is

$$\varphi_X(u, t|x_0) = e^{ix_0 u e^{-bt}} \varphi_Z(u, t) = \frac{\bar{\varphi}_X(u) e^{ix_0 u e^{-bt}}}{\bar{\varphi}_X(u e^{-bt})} \quad (7)$$

moreover we have

$$\psi_Z(u, t) = \psi_{Z_p}(u) + \psi_{Z_n}(-u) \quad (8)$$

and

$$\psi_X(u, t|x_0) = iux_0e^{-bt} + \psi_Z(u, t) = iux_0e^{-bt} + \psi_{Z_p}(u, t) + \psi_{Z_n}(-u, t). \quad (9)$$

where $\psi_{Z_d}(u, t) = \ln \varphi_{Z_d}(u, t)$, $d \in \{p, n\}$ is the *lch* of $Z_d(t)$, $d \in \{p, n\}$. Moreover, the transition *lch* of a OU process can also be written in terms of the corresponding $\psi_L(u)$ in the form

$$\psi_X(u, t|x_0) = iux_0e^{-bt} + \psi_Z(u, t) = iux_0e^{-bt} + \int_0^t \psi_L(ue^{-bs}) ds. \quad (10)$$

Finally in virtue of the results of Cufaro Petroni and Sabino [21], one can relate the Lévy density $\nu_Z(x, t)$ of $Z(t)$ to that of the BDLP $L(\cdot)$ at $t = 1$ denoted with $\nu_L(x)$

$$\nu_Z(x, t) = \frac{1}{b|x|} \begin{cases} \int_{x/a}^x \nu_L(y) dy & x < 0 \\ \int_x^{x/a} \nu_L(y) dy & x > 0 \end{cases} \quad a = e^{-bt}. \quad (11)$$

3 OU-BCTS and OU-CGMY processes

In this section we study OU-BCTS and OU-CGMY processes with finite variation and distinguish the case where the BDLP is of infinite activity, $0 < \alpha_p < 1$ and $0 < \alpha_n < 1$, to that of finite activity namely when $Z(\cdot)$ is a compound Poisson process. We do not discuss the setting $\alpha_p = \alpha_n$ because it is already covered in Sabino [45] and corresponds Variance Gamma driven OU process, therefore of infinite activity and finite variation.

3.1 Infinite activity

Apparently, the study of the transition law of a OU-BCTS process $X(\cdot)$ coincides with the study of the process $Z(\cdot)$ and in particular of the processes $Z_p(t)$ and $Z_n(t)$ defined in (4). One of course can rely on these last two processes to build OU-CTS processes.

Cufaro Petroni and Sabino [21] and Qu et al. [43] designed an exact decomposition of the transition law of OU-CTS processes as the convolution of two independent *rv*'s plus a degenerate term. For simplicity, we report this result here below in addition because, such a OU process is driven by a CTS subordinator, we consider only $Z_p(\cdot)$.

Proposition 3.1. *For $0 < \alpha_p < 1$, and at every $t > 0$, the pathwise solution of an OU-CTS equation (3) with $X(0) = X_0$, \mathbf{P} -a.s. is in distribution the sum of three independent *rv*'s*

$$X(t) = aX_0 + Z_p(t) \stackrel{d}{=} aX_0 + X_1 + X_2 \quad a = e^{-bt} \quad (12)$$

where X_1 is distributed according to the law $\mathcal{CTS}\left(\alpha_p, \frac{\beta_p}{a}, c_p \frac{1-\alpha_p^\alpha}{\alpha_p b}\right)$, whereas

$$X_2 = \sum_{k=1}^{N_a} J_k$$

is a compound Poisson rv where N_a is an independent Poisson rv with parameter

$$\Lambda_a = \frac{c_p \beta_p^{\alpha_p} \Gamma(1 - \alpha_p)}{b \alpha_p^2 a^{\alpha_p}} (1 - a^{\alpha_p} + a^{\alpha_p} \log a^{\alpha_p}) \quad (13)$$

and $J_k, k > 0$ are iid rv's with density

$$f_J(x) = \frac{\alpha_p a^{\alpha_p}}{1 - a^{\alpha_p} + a^{\alpha_p} \log a^{\alpha_p}} \int_1^{\frac{1}{a}} \frac{x^{-\alpha_p} (\beta_p v)^{1-\alpha_p} e^{-\beta_p v x}}{\Gamma(1 - \alpha_p)} \frac{v^{\alpha_p} - 1}{v} dv \quad (14)$$

namely, a mixture of a gamma law and a distribution with density

$$f_V(v) = \frac{\alpha_p a^{\alpha_p}}{1 - a^{\alpha_p} + a^{\alpha_p} \log a^{\alpha_p}} \frac{v^{\alpha_p} - 1}{v} \quad 1 \leq v \leq 1/a. \quad (15)$$

The extension to the bilateral OU-BCTS process is straightforward, for instance the simulation algorithms consist of repeating the procedure for an OU-CTS process two times.

The main contribution of this subsection is the derivation of the *lch* and hence the *chf* and the moment generating function of $Z(t)$ that will be instrumental to find the risk neutral conditions for market models based on OU-BCTS processes and to the pricing of derivative contracts using FFT methods.

Proposition 3.2. *The lch $\psi_{Z_p}(u, t)$, $u \in \mathbb{R}$ with $0 < \alpha_p < 1$ can be represented as:*

$$\psi_{Z_p}(u, t) = -\frac{c_p \beta_p^{\alpha_p} \Gamma(1 - \alpha_p)}{\alpha_p b} \left[I \left(u, \alpha_p, \beta_p, \frac{\beta_p}{a} \right) + \log a \right], \quad a = e^{-bt} \quad (16)$$

with

$$\begin{aligned} I(u, \alpha, \beta_1, \beta_2) &= \int_{\beta_1}^{\beta_2} z^{-1-\alpha} (z - iu)^\alpha dz = \\ &= -\frac{1}{\alpha} \left[\left(\frac{u}{i\beta_2} \right)^\alpha {}_2F_1 \left(-\alpha, -\alpha, 1 - \alpha, -\frac{i\beta_2}{u} \right) - \right. \\ &= \left. \left(\frac{u}{i\beta_1} \right)^\alpha {}_2F_1 \left(-\alpha, -\alpha, 1 - \alpha, -\frac{i\beta_1}{u} \right) \right] \end{aligned} \quad (17)$$

where ${}_2F_1(a, b, c, x)$ is the hypergeometric function, $0 < \alpha < 1$, $\beta_1 > 0$ and $\beta_2 > 0$. Finally, taking $\alpha = 1/2$ the hypergeometric function in (17) can be expressed in terms of elementary functions as

$${}_2F_1 \left(-\frac{1}{2}, -\frac{1}{2}, \frac{1}{2}, -x \right) = \sqrt{x+1} - \sqrt{x} \sinh^{-1}(\sqrt{x})$$

where $\sinh^{-1} x = \log(\sqrt{x^2 + 1} + x)$.

Proof. From (11) it also results

$$\nu_{Z_p}(u, t) = \frac{c_p}{b x} \int_x^{\frac{x}{a}} \frac{e^{-\beta_p y}}{y^{\alpha_p+1}} dy = \frac{c_p}{b} \int_1^{\frac{1}{a}} \frac{e^{-\beta_p w x}}{x^{\alpha_p+1} w^{\alpha_p+1}} dw$$

therefore because of the Lévy-Khintchin theorem

$$\psi_{Z_p}(u, t) = \frac{1}{b} \int_1^{\frac{1}{a}} w^{-\alpha_p-1} dw \int_0^\infty c_p (e^{i u x} - 1) \frac{e^{-\beta_p w x}}{x^{\alpha_p+1}} dx$$

The second integral is the *lch* of a $\mathcal{CTS}(\alpha_p, \beta_p, c_p)$ law with $0 < \alpha_p < 1$ therefore from Lemma 2.5 of Küchler and Tappe [33] we have

$$\begin{aligned} \psi_{Z_p}(u, t) &= \frac{c_p \Gamma(-\alpha_p)}{b} \int_1^{\frac{1}{a}} \frac{(\beta_p w - i u)^{\alpha_p} - (\beta_p w)^{\alpha_p}}{w^{\alpha_p+1}} dw \\ &= \frac{c_p \Gamma(-\alpha_p)}{b} \left[\int_1^{\frac{1}{a}} \frac{(\beta_p w - i u)^{\alpha_p}}{w^{\alpha_p+1}} dw - \beta_p^{\alpha_p} \int_a^{\frac{1}{a}} \frac{dw}{w} \right] \\ &= \frac{c_p \beta_p^{\alpha_p} \Gamma(-\alpha_p)}{b} \left[\int_{\beta_p}^{\frac{\beta_p}{a}} z^{-1-\alpha_p} (z - i u)^{\alpha_p} dz + \log a \right] \end{aligned}$$

where of course $-\alpha_p \Gamma(-\alpha_p) = \Gamma(1 - \alpha_p)$ and in last step we have used the change of variables $\beta_p w = z$. In order to conclude the proof, we first observe that under the special case $\gamma = \alpha + 1$ the derivative of the hypergeometric function is

$$\frac{d}{dx} {}_2F_1(\alpha, \beta, \alpha + 1, x) = \frac{d}{dx} {}_2F_1(\beta, \alpha, \alpha + 1, x) = -\frac{\alpha((1-x)^\beta - {}_2F_1(\alpha, \beta, \alpha + 1, x))}{z}$$

then with some algebra we get

$$\frac{d}{dx} \left(z^{-\alpha} {}_2F_1\left(-\alpha, -\alpha, 1 - \alpha, -\frac{iz}{u}\right) \right) = \alpha \left(\frac{i}{u}\right)^\alpha z^{\alpha+1} (z - i u),$$

therefore we can write the integral

$$\begin{aligned} I\left(u, \alpha, \beta_p, \frac{\beta_p}{a}\right) &= -\frac{1}{\alpha} \left[\left(\frac{u}{i\beta_2}\right)^\alpha {}_2F_1\left(-\alpha, -\alpha, 1 - \alpha, -\frac{i\beta_2}{u}\right) - \right. \\ &= \left. \left(\frac{u}{i\beta_1}\right)^\alpha {}_2F_1\left(-\alpha, -\alpha, 1 - \alpha, -\frac{i\beta_1}{u}\right) \right] \end{aligned}$$

as claimed. \square

Remark 1. Several transformation and recursion formulas are applicable to the hypergeometric functions. Using 9.131.1 in Gradshteyn and Ryzhik [25] we have

$${}_2F_1(-\alpha, -\alpha, 1 - \alpha, x) = (1 - x)^{\alpha+1} {}_2F_1(1, 1, 1 - \alpha, x)$$

and accordingly (17) becomes

$$\begin{aligned} I(u, \alpha, \beta_1, \beta_2) &= -\frac{i}{\alpha u} \left[\beta_2^{-\alpha} (\beta_2 - i u)^{\alpha+1} {}_2F_1\left(1, 1, 1 - \alpha, -\frac{i\beta_2}{u}\right) - \right. \\ &= \left. \beta_1^{-\alpha} (\beta_1 - i u)^{\alpha+1} {}_2F_1\left(1, 1, 1 - \alpha, -\frac{i\beta_1}{u}\right) \right] \end{aligned} \quad (18)$$

Corollary 3.3. *The cgf $m_{Z_p}(s, t) = \ln \mathbf{E} [e^{s Z_p(t)}]$ of $Z_p(t)$ with $0 < \alpha_p < 1$ exists for $s < \beta_p$ and is:*

$$m_{Z_p}(s, t) = -\frac{c \beta_p^{\alpha_p} \Gamma(1 - \alpha_p)}{\alpha_p b} \left[\tilde{I} \left(s, \alpha_p, \beta_p, \frac{\beta_p}{a} \right) + \log a \right] \quad s < \beta_p \quad (19)$$

where

$$\begin{aligned} \tilde{I}(s, \alpha, \beta_1, \beta_2) &= \int_{\beta_1}^{\beta_2} z^{-1-\alpha} (z-s)^\alpha dz = \\ &= \frac{1}{\alpha s} \left[\beta_2^{-\alpha} (\beta_2 - s)^{\alpha+1} {}_2F_1 \left(1, 1, 1 - \alpha, \frac{\beta_2}{s} \right) - \right. \\ &\quad \left. \beta_1^{-\alpha} (\beta_1 - s)^{\alpha+1} {}_2F_1 \left(1, 1, 1 - \alpha, -\frac{\beta_1}{s} \right) \right] \end{aligned} \quad (20)$$

Note that setting $\psi_{Z_p}(-is, t) = m_{Z_p}(s, t)$ in (17) one may claim that the cgf assumes complex values which is obviously wrong and it explains why we have preferred to rely on (18) to write (20).

In virtue of (8), Proposition 3.2 and Corollary 3.3 can be easily extended to cope with $Z(t)$ defined for OU-BCTS processes.

Corollary 3.4. *For a OU-BCTS process, the lch $\psi_Z(u, t)$, $u \in \mathbb{R}$ can be represented as:*

$$\psi_Z(u, t) = -\frac{c_p \beta_p^{\alpha_p} \Gamma(1 - \alpha_p)}{\alpha_p b} \left[I \left(u, \alpha_p, \beta_p, \frac{\beta_p}{a} \right) + \log a \right] - \quad (21)$$

$$\frac{c \beta_n^{\alpha_n} \Gamma(1 - \alpha_n)}{\alpha_n b} \left[I \left(-u, \alpha_n, \beta_n, \frac{\beta_n}{a} \right) + \log a \right] \quad (22)$$

Accordingly,

Corollary 3.5. *The cgf at time t exists for $-\beta_n < s < \beta_p$ and is:*

$$\begin{aligned} m_Z(s, t) &= -\frac{c \beta_p^{\alpha_p} \Gamma(1 - \alpha_p)}{\alpha_p b} \left[\tilde{I} \left(s, \alpha_p, \beta_p, \frac{\beta_p}{a} \right) + \log a \right] - \\ &\quad \frac{c \beta_n^{\alpha_n} \Gamma(1 - \alpha_n)}{\alpha_n b} \left[\tilde{I} \left(-s, \alpha_n, \beta_n, \frac{\beta_n}{a} \right) + \log a \right] \end{aligned} \quad (23)$$

Remark 2. *In contrast to Proposition 3.1 that is valid under the condition $0 < \alpha_p < 1$, we will show in the next subsection that Proposition 3.2 and consequently all corollaries are also valid for $\alpha_p < 0$ and $\alpha_n < 0$ as well.*

3.2 Finite activity

When $\alpha_p < 0$ the BDLP of a CTS process turns out to be a compound Poisson process, indeed the integral of the Lévy density is convergent. In more detail we have:

$$\int_0^\infty \nu_{L_p}(x) dx = c_p \int_0^\infty x^{-\alpha_p-1} e^{-\beta_p x} dx = c_p \Gamma(-\alpha_p) \beta_p^{-\alpha_p} = \lambda_p \quad (24)$$

where now $-\alpha$ is positive. It results then that

$$L_p(t) = \sum_{k=0}^{N_p(t)} J_k, \quad J_0 = 0, \mathbf{P}\text{-a.s.}, \quad (25)$$

where $N_p(t)$ is a Poisson process with the intensity λ_p defined in (24) and jumps sizes J_k independent on $N_p(t)$ distributed according to a gamma law with shape parameter $-\alpha_p$ and rate parameter β_p indeed the *pdf* of each copy of J_k is

$$f_J(x) = \frac{\nu_L(x)}{\lambda} = \frac{\beta_p^{-\alpha_p} x^{-\alpha_p-1} e^{-\beta_p x}}{\Gamma(-\alpha_p)}, \quad x > 0.$$

This last representation is consistent with Jørgensen [30] that observed that a compound Poisson process with gamma distributed jumps follows a Tweedie distribution that is actually a CTS law.

Proposition 3.6. *For $\alpha_p < 0$, and at every $t > 0$, the pathwise solution of an OU-CTS equation (3) with $X(0) = X_0$, \mathbf{P} -a.s. is in distribution the sum of two independent *rv*'s*

$$X(t) = aX_0 + Z_p(t) \stackrel{d}{=} aX_0 + X_1 \quad a = e^{-bt} \quad (26)$$

where X_1 can be written as $\sum_{k=0}^{N_p(t)} \tilde{J}_k$. $N_p(t)$ is a Poisson process with intensity λ_p given by equation (24) and $\tilde{J}_k, k > 0$ are iid jumps distributed according to a mixture of gamma law and a uniform distribution with *pdf*

$$\int_0^1 \frac{(\beta_p e^{bv t})^{-\alpha_p} x^{-\alpha_p-1} e^{-\beta_p e^{bv t} x}}{\Gamma(-\alpha_p)} dv \quad (27)$$

or equivalently $\tilde{J}_k \sim \Gamma(-\alpha_p, \beta_p e^{bU_k t}), k > 0$ where $U_k \sim \mathcal{U}(0, 1)$

Proof. According to the definition of the OU-CTS process for $\alpha_p < 0$ and the representation (25) we can write

$$X(t) = a X_0 + \sum_{k=0}^{N_p(t)} J_k e^{-b(t-\tau_k)}$$

where τ_k are the jump times of the Poisson process $N_p(t)$ with intensity λ_p . On the other hand, as observed by Lawrance [35] in the context of Poisson point processes, for every $t > 0$ we have

$$\sum_{k=0}^{N_p(t)} J_k e^{-b(t-\tau_k)} \stackrel{d}{=} \sum_{k=0}^{N_p(t)} J_k e^{-btU_k}, \quad U_0 = 0, \mathbf{P}\text{-a.s.}$$

irrespective of the law of J_k , where $U_k \sim \mathcal{U}([0, 1]), k > 0$ form a sequence of iid uniformly distributed *rv*'s in $[0, 1]$, also independent on J_k . Knowing that for any gamma distributed random variable $Y \sim \Gamma(\alpha, \beta)$, and $A > 0$, $AY \sim \Gamma(\alpha, \frac{\beta}{A})$, it results that $\tilde{J}_k \sim \Gamma(-\alpha_p, \beta_p e^{bU_k t}), k > 0$ that concludes the proof. \square

Because with $\alpha_p < 0$, $Z_p(t)$ is distributed according to a compound Poisson *rv* its *lch* is

$$\begin{aligned}\psi_{Z_p}(u, t) &= \lambda_p t \left(\int_0^1 \left(\frac{\beta_p e^{bvt}}{\beta_p e^{bvt} - iu} \right)^{-\alpha_p} dv - 1 \right) = \\ &= \frac{\lambda_p}{b} \left(\int_{\beta_p}^{\beta_p e^{bt}} z^{-\alpha_p - 1} (z - iu)^{\alpha_p} dz - bt \right)\end{aligned}$$

where in the last step we used the change of variables $z = \beta_p e^{bvt}$. Replacing $a = e^{-bt}$ and λ_p in (24) we get the same representation of $\psi_{Z_p}(u, t)$ as that in Proposition 3.2; of course all corollaries of subsection 3.1 follow accordingly.

4 Simulation Algorithms

The sequential generation of the skeleton of an OU-BCTS or an OU-CGMY process on a time grid t_0, t_1, \dots, t_I simply consists in implementing the following recursive procedure with initial condition $X(t_0) = x_0$ taking $a_i = e^{-b(t_i - t_{i-1})}$, $i = 1, \dots, I$:

$$X(t_i) = a_i X(t_{i-1}) + Z_{a_i}, \quad i = 1, \dots, I. \quad (28)$$

Cufaro Petroni and Sabino [21] have already discussed algorithms tailored for OU-CTS processes of infinite activity, the extension to bilateral OU-BCTS or OU-CGMY processes is straightforward.

In this section we illustrate the simulation procedure when these processes are of finite activity that to our knowledge has not been investigated so far. To this end, the simulation steps to generate the skeleton of a OU-CTS process with parameters $b, \alpha_p, \beta_p, c_p$ is summarized in Algorithm 1

Algorithm 1

```

1  $X_0 \leftarrow x$ 
2 for  $i = 1, \dots, I$  do
3    $\Delta t_i = t_i - t_{i-1}$ ,  $a \leftarrow e^{-b\Delta t_i}$ 
4    $n \leftarrow N \sim \mathcal{P}(\lambda_p \Delta t_i)$ ,  $\triangleright$  Generate an independent Poisson rv with  $\lambda$  in (24)
5    $u_m \leftarrow U_m \sim \mathcal{U}(0, 1)$ ,  $m = 1, \dots, n$   $\triangleright$  Generate  $n$  iid uniform rv's
6    $\tilde{\beta}_m \leftarrow \beta_p e^{b u_m}$ ,  $m = 1, \dots, n$ 
7    $\tilde{J}_m \leftarrow \tilde{J}_m \sim \mathcal{G}(1 - \alpha, \tilde{\beta}_m)$ ,  $m = 1, \dots, n$   $\triangleright$  Generate  $n$  independent gamma
   rv's with scale  $-\alpha_p$  and random rates  $\tilde{\beta}_m$ 
8    $x_1 \leftarrow \sum_{m=1}^n \tilde{J}_m$ 
9    $X(t_i) \leftarrow a X(t_{i-1}) + x_1$ .
10 end for
```

We remark that when $-\alpha_p = 1$ the BDLP of the OU-CTS process is a compound Poisson process with exponential jumps that corresponds to a OU process with a gamma stationary law. For this configuration it is preferable to use the faster and more efficient algorithm detailed in Sabino and Cufaro Petroni [20, 47].

Finally, the procedure to generate the skeleton of OU-BCTS and OU-CGMY processes simply entails to repeat steps 5 to 8 two times and add their outcome to step 9.

4.1 Numerical Experiments

In this section, we will assess the performance and the effectiveness of the algorithms for the simulation of OU-BCTS process. All the simulation experiments in the present paper have been conducted using *Python* with a 64-bit Intel Core i5-6300U CPU, 8GB. The performance of the algorithms is ranked in terms of the percentage error relatively to the first four cumulants denoted *err %* and defined as

$$\text{err \%} = \frac{\text{true value} - \text{estimated value}}{\text{true value}}$$

Taking advantage of (10) one can calculate the cumulants $c_{X,k}(x_0, t)$, $k = 1, 2, \dots$ of $X(t)$ for $X_0 = x_0$ from the cumulants $c_{L,k}$ of the BCTS law according to

$$c_{X,1}(x_0, t) = \mathbf{E}[X(t)|X_0 = x_0] = x_0 e^{-bt} + \frac{c_{L,1}}{b} (1 - e^{-bt}), \quad k = 1 \quad (29)$$

$$c_{X,k}(x_0, t) = \frac{c_{L,k}}{k b} (1 - e^{-kbt}), \quad k = 2, 3, \dots \quad (30)$$

where

$$c_{L,k} = \int_{-\infty}^{+\infty} x^k \nu_L(x) dx = c_p \beta_p^{\alpha_p - k} \Gamma(k - \alpha_p) + (-1)^k c_n \beta_n^{\alpha_n - k} \Gamma(k - \alpha_n) \quad (31)$$

In our numerical experiments we consider a OU-CTS process with parameters $(b, \beta_p, c_p) = (0.5, 1.5, 0.3)$ and a OU-CGMY process with $(b, C, G, M) = (0.5, 0.3, 0.5, 1.5)$ with $\alpha_p = Y \in \{-0.5, -1.5, -2.5, -3.5\}$.

The Tables 1 and 2 compare then the true values of the first four cumulants $c_{X,k}(0, \Delta t)$ with their corresponding estimates from 10^6 Monte Carlo (MC) simulations respectively for the OU-CTS process with $\Delta t = 1/12$ and for the OU-CGMY process with $\Delta t = 1/2$, each of the two with the aforementioned parameters. We can conclude therefrom that the proposed Algorithm 1 and its adaptation to the bilateral case produce unbiased cumulants that are very close to their theoretical values. For the sake of brevity, we do not report the additional results obtained with different parameter settings that anyhow bring us to the same findings. Overall, from the numerical results reported in this section, it is evident that the Algorithm 1 proposed above can achieve a very high level of accuracy as well as a conspicuous efficiency.

α_p	$c_{X,1}(0, \Delta t)$			$c_{X,2}(0, \Delta t)$			$c_{X,3}(0, \Delta t)$			$c_{X,4}(0, \Delta t)$		
	true	MC	err %	true	MC	err %	true	MC	err %	true	MC	err %
-0.5	1.181	1.199	-1.5	1.157	1.182	-2.2	1.889	1.910	-1.1	4.320	4.504	-4.3
-1.5	1.181	1.205	-2.0	1.929	2.020	-4.7	4.409	4.616	-4.7	12.960	13.422	-3.6
-2.5	1.969	1.929	2.0	4.500	4.378	2.7	13.226	12.636	4.5	47.520	45.830	3.6
-3.5	4.594	4.539	1.2	13.500	13.335	1.2	48.496	48.099	0.8	205.921	206.598	-0.3

Table 1: Comparing the first four true cumulants with their corresponding MC-estimated values (multiplied by 100) obtained with 10^6 simulations and $\Delta t = 1/12$, $(b, \beta_p, c_p) = (0.5, 1.5, 0.3)$.

5 Financial Applications

In the following subsections we illustrate the application of the results shown in Section 3 and of the simulation algorithm of Section 4 to the pricing of derivative contracts in energy markets using models driven by OU-BCTS and OU-CGMY processes.

Y	$c_{X,1}(0, \Delta t)$			$c_{X,2}(0, \Delta t)$			$c_{X,3}(0, \Delta t)$			$c_{X,4}(0, \Delta t)$		
	true	MC	err %	true	MC	err %	true	MC	err %	true	MC	err %
-0.5	-0.269	-0.270	-0.4	0.945	0.953	-0.9	-3.883	-3.936	-1.4	25.13	25.59	-1.8
-1.5	-0.934	-0.935	-0.1	4.533	4.526	0.2	-27.58	-27.41	0.6	225.1	221.1	1.8
-2.5	-4.883	-4.890	-0.1	31.29	31.35	-0.2	-249.4	-249.3	0.0	2473	2463	0.4
-3.5	-34.68	-34.65	0.1	280.3	280.2	0.0	-2747	-2746	0.1	32127	31636	1.5

Table 2: Comparing the first four true cumulants with their corresponding MC-estimated values obtained with 10^6 simulations and $\Delta t = 1/2$, $(b, C, G, M) = (0.5, 0.3, 0.5, 1.5)$.

Energy markets and wider commodities markets exhibit mean-reversion, seasonality and spikes, this last feature is particularly difficult to capture with a pure Gaussian framework and motivates the use of Lévy process. To this end, the literature is very rich of alternatives, for instance Cartea and Figueroa [17] assumes that the evolution of the spot prices follows a jump-diffusion OU process, whereas Meyer-Brandis and Tankov [29] investigate the use of generalized OU processes.

Our model is similar to that of Benth et al. [7] and Benth and Benth [10] where instead of NIG processes, we consider BCTS or CGMY processes as BDLP's. Our main goal, is to give the basis for the theoretical pricing and to provide an efficient and exact simulation procedure rather to focus on the parameter calibration and the model selection. Indeed, such dynamics based on OU-BCTS and OU-CGYM processes can also find application in other financial contexts.

Our financial applications consider the pricing of a strip of call options with a FFT-based approach, the evaluation of a forward start Asian option with MC simulations and finally the pricing of a swing option using a modified version of version of the Least-Squares Monte Carlo (LSMC), introduced in Longstaff-Schwartz [36], detailed in Boogert and C. de Jong [12, 13].

We assume that the spot price is driven by the following one-factor process

$$S(t) = F(0, t) e^{h(t)+X(t)} \quad (32)$$

where $h(t)$ is a deterministic function, $F(0, t)$ is the forward curve derived from quoted products and $X(t)$ is a OU-BCTS process. This market can easily be turned into a multi-factor one, for instance adding a second CTS process obtaining a tempered stable version of the two factor Gaussian model of Schwartz and Smith [49]. We nevertheless focus on the model (32) to better highlight the results obtained for the OU-BCTS and OU-CGYM processes.

Using Lemma 3.1 in Hambly et al. [26], the risk-neutral conditions are met when the deterministic function $h(t)$ is consistent with forward curve such that

$$h(t) = -m_X(1, t) \quad (33)$$

where $m_X(s, t)$ is the *cgf* $m_X(s, t) = s e^{-bt} + m_Z(s, t)$ and $m_Z(s, t)$ is given by (23), therefore

$$h(t) = \frac{c \beta_p^{\alpha_p} \Gamma(1 - \alpha_p)}{\alpha_p b} \left[\tilde{I} \left(1, \alpha_p, \beta_p, \frac{\beta_p}{a} \right) + \log a \right] + \frac{c \beta_n^{\alpha_n} \Gamma(1 - \alpha_n)}{\alpha_n b} \left[\tilde{I} \left(-1, \alpha_n, \beta_n, \frac{\beta_n}{a} \right) + \log a \right] \quad (34)$$

with $\beta_p > 1$ and $\beta_n > 0$. When $\alpha_p = \alpha_n = 1/2$, the integrals can be written in terms of the logarithmic function as follows

$$\begin{aligned}\tilde{I}\left(1, \frac{1}{2}, \beta_1, \beta_2\right) &= \int_{\beta_1}^{\beta_2} z^{-\frac{3}{2}}(z-1)^{\frac{1}{2}} dz = \\ &= 2\beta_2^\alpha \left(\log\left(\sqrt{\beta_2} + \sqrt{\beta_2-1}\right) - \sqrt{\frac{\beta_2-1}{\beta_2}} \right) - \\ &\quad 2\beta_1^\alpha \left(\log\left(\sqrt{\beta_1} + \sqrt{\beta_1-1}\right) - \sqrt{\frac{\beta_1-1}{\beta_1}} \right),\end{aligned}\quad (35)$$

$$\begin{aligned}\tilde{I}\left(-1, \frac{1}{2}, \beta_1, \beta_2\right) &= \int_{\beta_1}^{\beta_2} z^{-\frac{3}{2}}(z+1)^{\frac{1}{2}} dz = \\ &= 2\beta_2^\alpha \left(\log\left(\sqrt{\beta_2} + \sqrt{\beta_2+1}\right) - \sqrt{\frac{\beta_2+1}{\beta_2}} \right) - \\ &\quad 2\beta_1^\alpha \left(\log\left(\sqrt{\beta_1} + \sqrt{\beta_1+1}\right) - \sqrt{\frac{\beta_1+1}{\beta_1}} \right).\end{aligned}\quad (36)$$

5.1 Call Options

We consider a daily strip of M call options with maturity T and strike K namely, a contract with payoff

$$C(K, T) = \sum_{m=1}^M (S(t_m) - K)^+ = \sum_{m=1}^M c_m(K, t_m), \quad t_1, t_2, \dots, t_M = T.$$

Such a contract is commonly used for hedging purposes or for the parameters calibration. It normally encompasses monthly, quarterly and yearly maturities but is not very liquid and is generally offered by brokers.

We assume that the market model (32) is driven by a full seven-parameters OU-BCTS process with infinite activity and finite variation. We price the strip of calls using the FFT-based technique of Carr and Madam [16] given the *chf* $\phi(u, t)$ of the $\log S(t) = \log F(0, t) + h(t) + X(t)$

$$\phi(u, t) = F(0, t)e^{iuh(t)}\varphi_X(u, t) = F(0, t)e^{iu(h(t)+aX(0))+\psi_Z(u, t)}, \quad a = e^{-bt}$$

where $h(t)$ is given by (34) and $\psi_Z(u, t)$ by (22). We refer the reader to Carr and Madam [16] for the details on the method.

The calibration and the parameters estimation is not the focus of this study, instead we rather illustrate the applicability of our theoretical results taking parameters sets available in the literature. In this example, we take those of Poirot and Tankov [42] (plus b and c_n) and let α_p and α_n vary: $(b, \beta_p, \beta_n, c_p, c_n) = (0.1, 2.5, 3.5, 0.5, 1)$; for simplicity we consider a flat forward curve with $F(0, t) = 20, t > 0$.

Table 3 shows the values relatively to a strip of $M = 30$ daily at-the-money call options with maturity $T = 1/12$ with different pairs of α_p, α_n . We observe that fixing one of α_p or α_n , the value of the option is increasing when the other one increases.

$\alpha_n \backslash \alpha_p$	0.1	0.3	0.5	0.7	0.9
0.1	3.504	3.540	3.609	4.262	5.770
0.3	4.865	4.917	5.008	5.205	6.290
0.5	6.690	6.757	6.869	7.073	7.560
0.7	9.058	9.136	9.261	9.474	9.879
0.9	12.108	12.192	12.322	12.535	12.907

Table 3: Strip of $M = 30$ daily call options calculated with FFT, $T = 1/12$ (b, β_p, c_p) = (0.1, 1.5, 0.3).

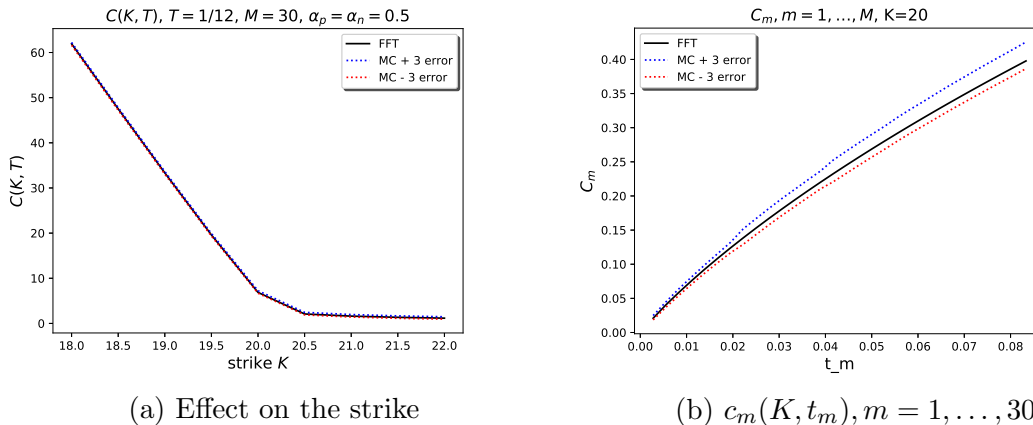


Figure 1: Call-options values calculated with FFT and MC with $N = 10^5$, ($b, \beta_p, \beta_n, c_p, c_n$) = (0.1, 2.5, 3.5, 0.5, 1), $\alpha_p = \alpha_n = 0.5$, $K = 20$

Moreover, Figure 1a illustrates the variability of the option price with respect to the strike price K where the dotting lines represent the values obtained with $N = 10^5$ MC simulations plus and minus three times the estimation error (the root-mean squared error divided by \sqrt{N}). In addition, Figure 1b compares the price of at-the-money options $C_m = c_m(K, t_m)$, $m = 1, \dots, M$, $K = 20$ obtained with the FFT method to those estimated once again with $N = 10^5$ MC simulations. In these last two examples we have selected $\alpha_p = \alpha_n = 0.5$.

As far as the MC method is concerned, the simulation of the skeleton of the process is accomplished running the procedure explained in Cufaro Petroni and Sabino [21] based on Proposition 4 two times because of the bilateral OU-BCTS; the acceptance rejection step to draw from the law of V in (15) assumes a piece-wise approximation of the dominating functions into $L = 100$ terms.

The results calculated with the FFT-method and with the MC method are totally consistent on the other hand, it is well-know that the FFT approach is faster. Nevertheless, a side-product of the MC approach are percentiles or other statistics which are widely used by practitioners for risk-management purposes.

5.2 Asian Options

As a second financial application we consider the pricing of Asian options with MC simulations. In contrast to the previous example, we assume that the market dynamic

is driven by a OU-CGMY process with infinite activity and finite variation with $C = c_p = c_n$, $G = \beta_n$, $M = \beta_p$ and $Y = \alpha_p = \alpha_n$.

MC methods are known to be sometimes slower than FFT techniques that can also be tailored to the pricing of Asian options (see Zhang and C. Oosterlee [51]). Nevertheless, the former approach provides a view on the distribution of the potential cash-flows of derivative contracts giving a precious information to risk managers or to trading units.

We recall that the payoff at maturity T of an Asian option with European style and strike price K is

$$A(K, T) = \left(\frac{\sum_{i=1}^I S(t_i)}{I} - K \right)^+ .$$

In this second example we consider once again a flat forward curve $F(0, t) = 20, t > 0$ and a different parameter set. We select $b = 10$ and $(C, G, M) = (2, 15, 5)$ also used in Ballotta and Kyriakou [2] and let Y vary. Figure 2 displays a sample of four trajectories with these parameters generated using the procedure of Cufaro Petroni and Sabino [21] as done in the case of the daily strips of call options.

In addition to this simulation procedure we consider here two approximations: the first boils down to simply neglect X_2 in the Proposition 3.1 and accordingly to the bilateral case (*Approximation 1*); the second – in the same vein of Benth et al. [8] dealing with the *normal inverse Gaussian*-driven OU processes – takes advantage of the approximation of the law of $Z(t)$ in (3) with that of $e^{-kt}L(t)$ (*Approximation 2*). It turns out that under *Approximation 1* $X_1(\Delta t) \sim \mathcal{BCTS}\left(Y, Y, \frac{M}{a}, \frac{G}{a}, C \frac{1-a^Y}{Yb}, C \frac{1-a^Y}{Yb}\right)$ whereas under *Approximation 2* $X_1(\Delta t) \sim \mathcal{BCTS}\left(Y, Y, \frac{M}{a}, \frac{G}{a}, C \Delta t, C \Delta t\right)$, $a = e^{-b\Delta t}$ where $\Delta t = 1/360$ because we assume daily settlements; for simplicity we adopt the convention that there are 360 days per year.

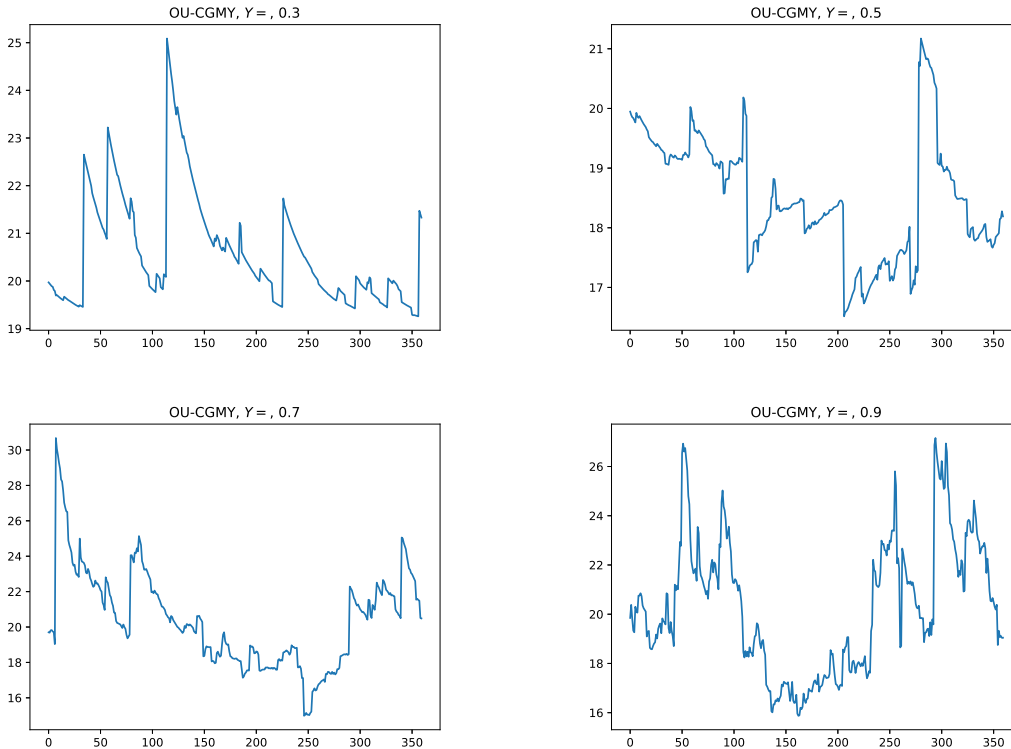
In order to highlight the differences between the estimations returned by the exact method and those with the two alternatives, we consider two Asian options both of them with $I = 90$ daily settlements, the second option however however, is a forward start contract whose first settlement date occurs after 30 days. The MC option values and their relative errors are reported in Table 4 and Table 5 with different Y 's and number of simulations N .

Irrespective to the combination of Y and N , for the option that start settling after one day the exact solution and *Approximation 1* return very close values, whereas *Approximation 1* is slightly biased. In contrast, for the forward start contract, although the time steps for $m > 1$ coincide and are very small, for the simple fact that the first time step is relatively high, the estimated prices returned by the two non-exact simulation schemes are very biased and do not offer an acceptable alternative any longer. More important, the bias cannot be controlled increasing the number of simulations as shown in Table 5.

The cause of this difference comes from the fact that X_2 in Proposition 3.1 can be neglected when the time step is small (accordingly for the bilateral case). Indeed taking the Taylor expansion of the parameter Λ_a in Proposition 3.1

$$\Lambda_a = \frac{c\Gamma(1-\alpha)b\beta^\alpha}{2} \Delta t^2 + o(\Delta t^2).$$

Figure 2: Sample trajectories of OU-CGMY processes with $(b, C, G, M) = (10, 2, 15, 5)$ and $Y \in \{0.3, 0.5, 0.7, 0.9\}$



As mentioned, the parameters calibration is not the focus of this study, nevertheless these observations could lead to a convenient strategy combining parameters estimation and exact simulation of the OU-BCTS processes. Assuming that the data could be made available with a fine enough time-granularity (e.g. daily $\Delta t = 1/360$), one could base the parameters estimation on the likelihood methods by approximating the exact transition *pdf* of a OU-BCTS process with that of a BCTS law. In alternative, one could also use the generalized method of moments to historical data taking the cumulants from the formulas (30) and (31). Instead, to avoid being forced to always simulate the OU-BCTS processes on a fine time-grid allowing the approximations, the generation of the skeleton of such processes will be preferably based on the exact method.

5.3 Swing Options

A swing option is a type of contract used by investors in energy markets that lets the option holder buy a predetermined quantity of energy at a predetermined price (strike), while retaining a certain degree of flexibility in both the amount purchased and the price paid.

Let the maturity date T be fixed and the payoff at time $t < T$ be given by $(S(t) - K)^+$ where K denotes the strike price, in addition we assume only one unit of the underlying can be exercised any time period. Let $V(n, s, t)$ denote the price of such a swing option at time t given the spot price s which has n out of N exercise

Table 4: Asian option. $K = 20$, $T = 1/4$

N	Exact		Approximation 1		Approximation 2		Exact		Approximation 1		Approximation 2	
	price	error	price	error	price	error	price	error	price	error	price	error
$Y = 0.3$						$Y = 0.5$						
1000	0.3293	0.0224	0.3771	0.0275	0.3671	0.0253	0.4439	0.0278	0.4461	0.0300	0.4865	0.0326
10000	0.3894	0.0087	0.3709	0.0085	0.3655	0.0085	0.4699	0.0098	0.4673	0.0096	0.4499	0.0096
20000	0.3692	0.0060	0.3743	0.0062	0.3651	0.0060	0.4571	0.0069	0.4404	0.0065	0.4552	0.0068
50000	0.3808	0.0040	0.3814	0.0039	0.3718	0.0038	0.4634	0.0043	0.4594	0.0043	0.4545	0.0043
100000	0.3792	0.0028	0.3715	0.0027	0.3697	0.0027	0.4627	0.0031	0.4559	0.0031	0.4467	0.0030

Table 5: Forward start Asian option. $K = 20$, $T = 1/3$

N	Exact		Approximation 1		Approximation 2		Exact		Approximation 1		Approximation 2	
	price	error	price	error	price	error	price	error	price	error	price	error
$Y = 0.3$						$Y = 0.5$						
1000	0.4361	0.0314	0.3793	0.0274	0.3536	0.0261	0.4734	0.0300	0.4621	0.0301	0.4226	0.0312
10000	0.4400	0.0098	0.3751	0.0086	0.3689	0.0089	0.5351	0.0107	0.4527	0.0094	0.4161	0.0091
20000	0.4522	0.0071	0.3884	0.0062	0.3775	0.0063	0.5296	0.0075	0.4602	0.0067	0.4294	0.0066
50000	0.4458	0.0043	0.3731	0.0038	0.3694	0.0038	0.5303	0.0048	0.4551	0.0043	0.4340	0.0042
100000	0.4480	0.0031	0.3766	0.0027	0.3685	0.0027	0.5312	0.0034	0.4632	0.0031	0.4274	0.0030

rights left. For $m = 1, \dots, M_S$, the dynamic programming principle allows us to write (see Bertsekas [11])

$$V(n, s, t_m) = \max \left\{ \begin{array}{l} \mathbf{E} [V(n, S(t_{m+1}), t_{m+1}) | S(t_m) = s], \\ \mathbf{E} [V(n, S(t_{m+1}), t_{m+1}) | S(t_m) = s] + (s - K)^+ \end{array} \right\}, \quad n < N \quad (37)$$

and $V(n, s, T) = (S(T) - K)^+$, $n \leq N$ and $V(0, s, t) = 0$. In order to solve the recursion equation we rely on the modified version of the LSMC, introduced in Longstaff-Schwartz [36], detailed in Boogert and C. de Jong [12, 13] where the continuation value is approximated with a linear regression with $m = 1, \dots, M_S$

$$\mathbf{E} [V(n, S(t_{m+1}), t_{m+1}) | S(t_m) = s] \simeq a_0 + a_1 S(t_m) + \dots + a_B S^B(t_m), \quad n < N.$$

In our experiments, we used simple power polynomials with $B = 3$, but the regression may be performed on a different set of basis functions as well (see Boogert and de Jong [13] for a comparison with other basis functions).

Several other approaches have been proposed: for instance one may solve the recursion by adapting the method of Ben-Ameur et al. [6] or might use the quantization technique of Bardou et al. [3]. In alternative, one can also use the tree method

of Jaillet et al. [28] or the Fourier cosine expansion in Zhang and C. Oosterlee [50] taking advantage of the explicit form of the *chf* of OU-BCTS process.

In this last example we assume a OU-CGMY driven market model with $Y < 0$, namely a combination of mean-reverting compound Poisson processes with positive and negative jumps. We consider a different set of parameters compared to the cases illustrated so far, namely we take $(b, C, G, M) = (25, 80, 10.5, 15.5)$ and let Y vary. The parameters are very different than the other two examples and are chosen to mimic realistic price path as shown in Figure 3. We also remark that, due to the fact that energy markets are very seasonal and spikes occur in clusters due to for instance, cold spells, one could assume that the intensity of the compound Poisson processes is a seasonal time-dependent function. The results in Subsection 3.2 and the simulation algorithms in Section 4 can be easily adapted taking a step-wise approximation of the intensity function.

Table 6 shows the values and MC errors relatively to the pricing of a 120 – 120 swing option with maturity $T = 1$ and strike price $K = 20$, namely the holder has $N = 120$ rights and must exercise all of them. We observe that the LSMC combined with Algorithm 1 produces unbiased results for all selected Y 's and apparently 2×10^4 simulations are required to attain an acceptable convergence. In contrast to the Asian option case, it does not make sense to adopt the approximation of the law of $Z(t)$ in (3) with that of $e^{-kt}L(t)$ (*Approximation 2* in Subsection 5.2) because this approach returns another compound Poisson process and therefore does not provide a computational advantage. Overall, it is evident that our newly developed approach can achieve high accuracy as well as efficiency.

Table 6: 120-120 Swing option. $K = 20, T = 1$

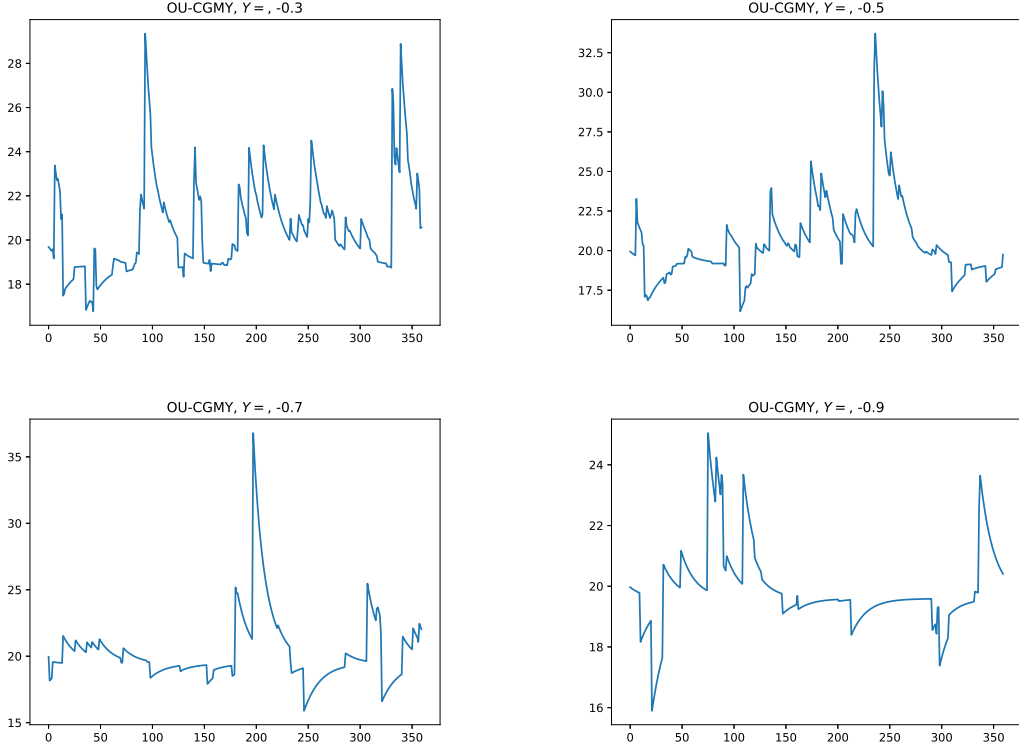
N	$Y = 0.3$		$Y = 0.5$		$Y = 0.7$		$Y = 0.9$	
	price	error	price	error	price	error	price	error
1000	101.965	2.873	80.500	2.446	66.634	2.222	51.117	1.983
10000	99.565	0.902	79.848	0.778	63.451	0.682	49.801	0.599
20000	98.328	0.633	79.774	0.550	64.322	0.489	49.958	0.426
50000	98.187	0.399	79.585	0.348	63.686	0.307	50.223	0.269
100000	98.270	0.283	79.284	0.245	63.949	0.217	50.487	0.192

5.4 Application to Forward Markets

So far, we have discussed the pricing of derivative contracts depending on the day-ahead price which is modeled as a OU process. On the other hand, the main point of Section 3 is the study of the additive process $Z(t) = \int_0^t e^{-b(t-u)} dL(u)$ irrespective of the construction of a OU-BCTS or a OU-CGMY process. For instance, it is common practice to model the forward price as a geometric Brownian motion with a time-dependent volatility function that captures the Samuelson effect. For instance, Kiesel et al. [31] have considered a two-factor market dynamics where one of the two factors depends on $\int_0^t e^{-b(t-u)} dW(u)$ where $W(\cdot)$ is a standard Wiener process.

Beyond the Gaussian world, Piccirilli et al. [41] have recently proposed a class of models, named Non-Overlapping-Arbitrage models (NOA), with the aim of capturing the Samuelson effect and reproducing the different levels and shapes of the implied volatility profiles displayed by options.

Figure 3: Sample trajectories of OU-CGMY processes with $(b, C, G, M) = (10, 10, 1.75, 1.25)$ and $Y \in \{-0.3, -0.5, -0.7, -0.9\}$



In particular, they assume a stochastic evolution of a generic future price at time t , maturity T , $t \leq T \leq T_1 < T_2$, and with delivery period $[T_1, T_2]$ is described by

$$\begin{aligned} F(t, T_1, T_2) &= F(0, T_1, T_2) + \int_0^t \Gamma_1(u, T_1, T_2) dL_1(u) + \Gamma_2(T_1, T_2) X_2(t) \\ &= F(0, T_1, T_2) + X_1(t, T_1, T_2) + \Gamma_2(T_1, T_2) X_2(t) \end{aligned} \quad (38)$$

where $L_1(\cdot)$ and $X_2(\cdot)$ are two independent Lévy processes. Moreover,

$$\Gamma_1(u, T_1, T_2) = \frac{\gamma_1}{b(T_2 - T_1)} (e^{-b(T_1 - u)} - e^{-b(T_2 - u)}). \quad (39)$$

$$\Gamma(T_1, T_2) = \frac{1}{T_2 - T_1} \int_{T_1}^{T_2} \gamma(u) du \quad (40)$$

are two deterministic functions that are meant to capture the Samuelson effect in option pricing (see also Jaeck and Lautier [27]). Indeed, in the spirit of Benth et al. [9] and Latini et al. [34], the special form of the coefficients arises from the implicitly underlying assumption that the future can be written as the average over an underlying artificial futures price with instantaneous delivery.

Although Piccirilli et al. [41] illustrate the application of their model under the assumption that $L_1(\cdot)$ and $X_2(\cdot)$ are centered NIG processes, the setting can be modified taking two independent BCTS or CGYM processes. Of course, such models

are related to the additive process studied in Section 3, because, after some algebra it results

$$\begin{aligned} X_1(t, T_1, T_2) &= \frac{\gamma_1}{b(T_2 - T_1)} (e^{-b(T_1 - T)} - e^{-b(T_2 - T)}) \int_0^t e^{-b(t-u)} dL_1(u) \\ &= \Gamma_1(T, T_1, T_2) Z(t), \end{aligned}$$

hence the *chf* and in the particular, the simulation procedure of the skeleton of the additive process $X_1(\cdot, T_1, T_2)$ can be derived from those of $Z(\cdot)$. It is worthwhile noticing that the Piccirilli et al. [41] found an explicit form of the *chf* of $X_1(t, T_1, T_2)$ when $L_1(\cdot)$ is a centered NIG process, whereas they do not provide any procedure to simulate such a process. In alternative, taking BCTS or CGMY processes and slightly modifying our results, one can get both the *chf* and the simulation procedure giving the possibility to price other derivative contracts via Monte Carlo simulations. We omit an explicit proof to avoid overloading the paper with lengthy details.

6 Concluding Remarks

In this study we have investigated the pricing of energy derivatives in markets driven by classical tempered stable and CGMY processes of OU type with finite variation. To this end, we have derived the *chf* of the transition law of such processes in closed form such that we can obtain the non-arbitrage conditions and spot prices that are consistent with the forward curve. In addition, extending the work of Cufaro Petroni and Sabino [21], we have detailed efficient algorithms for the simulation of the skeleton of classical tempered stable and CGMY processes of OU type with particular focus to the case when they coincide with compound Poisson processes. We have illustrated the applicability of these results to the pricing of three common derivative contracts in energy markets, namely a strip of daily call options, an Asian option with European style and a swing option. In our numerical experiments we have selected a one-factor model in order to better highlight the features of our finding, nevertheless the extension to two-factor models in the same vein of Schwartz and Smith [49] is straightforward. In the first example we have made use of the explicit knowledge of the *chf* to implement the pricing with the FFT-based technique of Carr and Madan [16] and have compared the outcomes to those obtained via MC simulations. In the second example, we have priced Asian options with MC simulations where we have also adopted two common approximations techniques. These approximations provide reliable values if the time steps of the time grid are relatively small but if one considers a forward start contract the outcome is really biased. Although the parameter calibration and the model selection is not the main focus of this study, these observations give an indication of how one could conceive a simplified procedure for the parameters estimation. In addition, we have shown that the proposed simulation algorithm, combined with the LSMC approach of Boogert and C. de Jong [12, 13], provides an efficient and accurate pricing of a one year 120 – 120 swing option. Furthermore, our results are not restricted to OU processes and to the modeling of spot prices. Indeed, in the spirit of Benth et al. [9], Latini et al. [34] and Piccirilli et al. [41] they can be adapted to capture the Samuelson effect and to volatility smiles.

Finally, future studies could cover the extension to a multidimensional framework for instance adopting the view of Luciano and Semeraro [38], Ballotta and Bonfiglioli [1] or the recent approaches of Gardini et al. [22, 23] and Lu [37]. A last topic deserving further investigation is the time-reversal simulation of the OU processes generalizing the results of Pellegrino and Sabino [40] and Sabino [46] to the case of classical tempered stable and CGMY processes.

Acknowledgements

I would like to express my gratitude to Matteo Gardini and Nicola Cufaro Petroni for their help relatively to the application of the FFT method.

References

- [1] L. Ballotta and E. Bonfiglioli. Multivariate Asset Models Using Lévy Processes and Applications. *The European Journal of Finance*, 13(22):1320–1350, 2013.
- [2] L. Ballotta and I. Kyriakou. Monte Carlo Simulation of the CGMY Process and Option Pricing. *Journal of Futures Markets*, 34(12):1095–1121, 2014.
- [3] O. Bardou, S. Bouthemy, and G. Pagés. Optimal Quantization for the Pricing of Swing Options. *Applied Mathematical Finance*, 16(2):183–217, 2009.
- [4] O. E. Barndorff-Nielsen, J. L. Jensen, and M. Sørensen. Some Stationary Processes in Discrete and Continuous Time. *Advances in Applied Probability*, 30(4):989–1007, 1998.
- [5] O.E. Barndorff-Nielsen and N. Shephard. Non-Gaussian Ornstein-Uhlenbeck-based Models and some of their Uses in Financial Economics. *Journal of the Royal Statistical Society: Series B*, 63(2):167–241, 2001.
- [6] H. Ben-Ameur, M. Breton, L. Karoui, and P. L’Ecuyer. A Dynamic Programming Approach for Pricing Options Embedded in Bonds. *Journal of Economic Dynamics and Control*, 31(7):2212–2233, July 2007.
- [7] F.E. Benth, J. Kallsen, and T. Meyer-Brandis. A non-gaussian ornstein-uhlenbeck process for electricity spot price modeling and derivatives pricing. *Applied Mathematical Finance*, 14(2):153–169, 2007.
- [8] F.E. Benth, L. Di Persio, and S. Lavagnini. Stochastic Modeling of Wind Derivatives in Energy Markets. *Risks, MDPI, Open Access Journal*, 6(2):1–21, 2018.
- [9] F.E. Benth, M. Piccirilli, and T. Vargiolu. Mean-reverting Additive Energy Forward Curves in a Heath–Jarrow–Morton Framework. *Mathematics and Financial Economics*, 13:543–577, 2019.
- [10] F.E. Benth and J. Šaltyté Benth. The Normal Inverse Gaussian Distribution and Spot Price Modelling in Energy Markets. *International Journal of Theoretical and Applied Finance*, 07(02):177–192, 2004.

- [11] D. P. Bertsekas. *Dynamic Programming and Optimal Control, Volume I*. Athena Scientific, Belmont, Mass., third edition, 2005.
- [12] A. Boogert and C. de Jong. Gas Storage Valuation Using a Monte Carlo Method. *Journal of Derivatives*, 15:81–91, 2008.
- [13] A. Boogert and C. de Jong. Gas Storage Valuation using a Multifactor Price Model. *The Journal of Energy Markets*, 4:29–52, 2011.
- [14] P. Carr and J. Crosby. A Class of Lévy Process Models with almost Exact Calibration to both Barrier and Vanilla FX Options. *Quantitative Finance*, 10(10):1115–1136, 2010.
- [15] P. Carr, H. Geman, D.B. Madan, and M. Yor. The fine structure of asset returns: An empirical investigation. *The Journal of Business*, 75(2):305–332, 2002.
- [16] P. Carr and D.B. Madan. Option Valuation Using the Fast Fourier Transform. *Journal of Computational Finance*, 2:61–73, 1999.
- [17] A. Cartea and M. Figueroa. Pricing in Electricity Markets: a Mean Reverting Jump Diffusion Model with Seasonality. *Applied Mathematical Finance, No. 4, December 2005*, 12(4):313–335, 2005.
- [18] R. Cont and P. Tankov. *Financial Modelling with Jump Processes*. Chapman and Hall, London, 2004.
- [19] N. Cufaro Petroni. Self-decomposability and Self-similarity: a Concise Primer. *Physica A, Statistical Mechanics and its Applications*, 387(7-9):1875–1894, 2008.
- [20] N. Cufaro Petroni and P. Sabino. Fast Pricing of Energy Derivatives with Mean-reverting Jump-diffusion Processes. Available at: <https://arxiv.org/abs/1908.03137>.
- [21] N. Cufaro Petroni and P. Sabino. Tempered Stable Distribution and Finite Variation Ornstein-Uhlenbeck Processes. Available at: <https://arxiv.org/abs/2011.09147>.
- [22] M. Gardini, P. Sabino, and E. Sasso. A Bivariate Normal Inverse Gaussian Process with Stochastic Delay: Efficient Simulations and Applications to Energy Markets, 2020. Available at www.arxiv.org.
- [23] M. Gardini, P. Sabino, and E. Sasso. Correlating Lévy Processes with Self-decomposability: Applications to Energy Markets, 2020. Available at www.arxiv.org.
- [24] M. Grabchak. *Tempered Stable Distributions*. Springer International Publishing, 2016.
- [25] I. S. Gradshteyn and I. M. Ryzhik. *Table of Integrals, Series, and Products*. Elsevier/Academic Press, Amsterdam, seventh edition, 2007.

- [26] B. Hambly, S. Howison, and T. Kluge. Information-Based Models for Finance and Insurance. *Quantitative Finance*, 9(8):937–949, 2009.
- [27] E. Jaeck and D. Lautier. Volatility in Electricity Derivative Markets: The Samuelson Effect Revisited. *Energy Economics*, 59:300–313, 2016.
- [28] P. Jaillet, E.I. Ronn, and S. Tompaidis. Valuation of Commodity-Based Swing Options. *Management Science*, 50(7):909–921, 2004.
- [29] J.Kallsen and P. Tankov. Characterization of Dependence of Multidimensional Lévy Processes Using Lévy Copulas. *Journal of Multivariate Analysis*, 97(7):1551–1572, 2006.
- [30] B. Jørgensen. *The Theory of Dispersion Models*. Chapman & Hall, 1997.
- [31] R. Kiesel, G. Schindlmayr, and R.H. Börger. A Two-factor Model for the Electricity Forward Market. *Quantitative Finance*, 9(3):279–287, 2009.
- [32] I. Koponen. Analytic Approach to the Problem of Convergence of Truncated Lévy Flights Towards the Gaussian Stochastic Process. *Phys. Rev. E*, 52:1197–1199, Jul 1995.
- [33] U. Küchler and S. Tappe. Tempered Stable Distribution and Processes. *Stochastic Processes and their Applications*, 123(12):4256 – 4293, 2013.
- [34] L. Latini, M. Piccirilli, and T. Vargiolu. Mean-reverting No-arbitrage Additive Models for Forward Curves in Energy Markets. *Energy Economics*, 79:157–170, 2019. Energy Markets Dynamics in a Changing Environment.
- [35] A.J Lawrance. Some Autoregressive Models for Point Processes. In P. Bartfai and J. Tomko, editors, *Point Processes and Queueing Problems (Colloquia Mathematica Societatis János Bolyai 24)*, volume 24, pages 257–275. North Holland, Amsterdam, 1980.
- [36] F. A. Longstaff and E.S. Schwartz. Valuing American Options by Simulation: a Simple Least-Squares Approach. *Review of Financial Studies*, 14(1):113–147, 2001.
- [37] K.W. Lu. Calibration for Multivariate Lévy-Driven Ornstein-Uhlenbeck Processes with Applications to Weak Subordination, 2020. Available at www.arxiv.org.
- [38] E. Luciano and P. Semeraro. Multivariate Time Changes for Lévy Asset Models: Characterization and Calibration. *Journal of Computational and Applied Mathematics*, 233(1):1937–1953, 2010.
- [39] D. B. Madan and E. Seneta. The Variance Gamma (V.G.) Model for Share Market Returns. *The Journal of Business*, 63(4):511–24, 1990.
- [40] T. Pellegrino and P. Sabino. Enhancing Least Squares Monte Carlo with Diffusion Bridges: an Application to Energy Facilities. *Quantitative Finance*, 15(5):761–772, 2015.

- [41] M. Piccirilli, M.D. Schmeck, and T. Vargiolu. Capturing the Power Options Smile by an Additive Two-factor Model for Overlapping Futures Prices. *Energy Economics*, 95:105006, 2021.
- [42] J. Poirot and Peter P. Tankov. Monte Carlo Option Pricing for Tempered Stable (CGMY) Processes. *Asia-Pacific Financial Markets*, 13(4):327–344, 2006.
- [43] Y. Qu, A. Dassios, and H. Zhao. Exact Simulation of Ornstein–Uhlenbeck Tempered Stable Processes. *Journal of Applied Probability*, 0(0), 2021. Forthcoming.
- [44] Jan Rosinski. Tempering Stable Processes. *Stochastic Processes and their Applications*, 117(6):677 – 707, 2007.
- [45] P. Sabino. Exact Simulation of Variance Gamma Related OU Processes: Application to the Pricing of Energy Derivatives. *Applied Mathematical Finance*, 27(3):207–227, 2020.
- [46] P. Sabino. Forward or Backward Simulations? A Comparative Study. *Quantitative Finance*, 20(7):1213–1226, 2020.
- [47] P. Sabino and N. Cufaro Petroni. Gamma-related Ornstein–Uhlenbeck Processes and their Simulation*. *Journal of Statistical Computation and Simulation*, 0(0):1–26, 2020.
- [48] K. Sato. *Lévy Processes and Infinitely Divisible Distributions*. Cambridge U.P., Cambridge, 1999.
- [49] P. Schwartz and J.E. Smith. Short-term Variations and Long-term Dynamics in Commodity Prices. *Management Science*, 46(7):893–911, 2000.
- [50] B. Zhang and C.W. Oosterlee. An Efficient Pricing Algorithm for Swing Options based on Fourier Cosine Expansions. *Journal of Computational Finance*, 16(4):1–32, 2013.
- [51] B. Zhang and C.W. Oosterlee. Efficient Pricing of European-style Asian Options under Exponential Lévy Processes based on Fourier Cosine Expansions. *SIAM J. Financial Math.*, 4(1):399–426, 2013.