

On Sequential Bayesian Optimization with Pairwise Comparison

Tanya Ignatenko, *Member, IEEE*, Kirill Kondrashov, *Member, IEEE*, Marco Cox,
Bert de Vries, *Member, IEEE*

Abstract—In this work, we study the problem of user preference learning on the example of parameter setting for a hearing aid (HA). We propose to use an agent that interacts with a HA user, in order to collect the most informative data, and learns user preferences for HA parameter settings, based on these data. We model the HA system as two interacting sub-systems, one representing a user with his/her preferences and another one representing an agent. In this system, the user responses to HA settings, proposed by the agent. In our user model, the responses are driven by a parametric user preference function. The agent comprises the sequential mechanisms for user model inference and HA parameter proposal generation. To infer the user model (preference function), Bayesian approximate inference is used in the agent. Here we propose the normalized weighted Kullback-Leibler (KL) divergence between true and agent-assigned predictive user response distributions as a metric to assess the quality of learned preferences. Moreover, our agent strategy for generating HA parameter proposals is to generate HA settings, responses to which help resolving uncertainty associated with prediction of the user responses the most. The resulting data, consequently, allows for efficient user model learning. The normalized weighted KL-divergence plays an important role here as well, since it characterizes the informativeness of the data to be used for probing the user. The efficiency of our approach is validated by numerical simulations.

Index Terms—Preference learning, KL-divergence, universal prediction, Bayesian inference, intelligent agents

1 INTRODUCTION

In this work, we study the problem of preference learning on the example of fitting a hearing aid (HA). This problem and the corresponding solution, however, are not restricted to this application, but make it easier to motivate and reason about their properties and requirements.

Fitting and tuning of HAs has always been considered a tedious task of healthcare professionals (HCPs). Traditional approaches for fitting HA parameters rely on compensation of a user's hearing loss, based on audiograms, by applying rules such as NAL-NL1 or NAL-NL2 [1]. These rules, however, do not take into account specific user preferences. Tuning of the HA parameters would happen at some later moment of time, at an HCP's office, when a user shares some qualitative feedback about his/her¹ experience of using their HAs with the HCP. The tuning result heavily depends on the HCP's experience and expertise levels, and the degree to which the user feedback can be related to the required tuning. In practice, due to generic fitting and tuning procedures, HA users remain not fully satisfied with the result that leads to recurrent visits to HCPs or less frequent HA use. The problem of finding optimal personalized settings for HA parameters is therefore important. In this work, we investigate the problem of an efficient automated search for optimal HA parameters by incorporating a user feedback into the learning cycle. We study a system that allows to learn user preferences for HA parameters in an efficient

and minimally obtrusive way by empowering the user to take direct decisions and have direct impact on the tuning process. In this setting, the user is required to evaluate a sequence of pairs of HA setting proposals, by stating his choice for one of the proposed settings.

The problem of preference learning for HAs has been an active research topic in the past years. In [2], preference learning for parametric user preference models was studied. In their work, Thompson sampling together with Bayesian approximate inference was used to learn the user preferences and cumulative value of the preference function was used to assess the learning performance. In [3], the preference function was modeled as a Gaussian process, and the learning process was driven by the expected improvement criterion on the preference function. A good overview of preference learning using Gaussian processes to model preference functions, though not in the context HA, were presented in [4]. Remarkably, in situations with preference learning, the optimal user preferences as well as the corresponding value of the preference function are unknown. Therefore, in [3], the current estimate of the user preference function for the optimal preference is used as a ground truth, which need not be close to the actual user preference. Hence, the procedure does not guarantee convergence to the true preference. We take a different approach here. Instead of using estimates of unobservable preference function values, we concentrate on the information provided in the user responses, in order to steer the learning process. We design a metric that can be efficiently used to evaluate the learning performance in the absence of true user preference information.

Our goal is to design a Bayesian optimizer for user preference learning of HA parameters from binary choices.

• T. Ignatenko, K. Kondrashov, M. Cox and B. de Vries are with the R&D Global Research, GN Group, John F Kennedylaan 2, 5612 AB Eindhoven. E-mail: tignatenko@gnhearing.com.

1. Later in the text, for compactness, we use "his" as a gender-neutral pronoun associated with a "user".

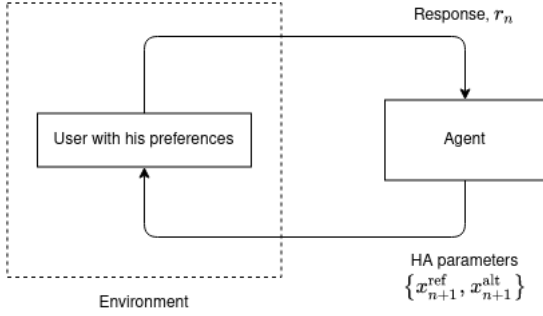


Fig. 1: A HA system, as two interacting sub-systems, i.e., a user and an agent. For each interaction, the agent generates two sets of HA parameter settings. The user evaluates these two sets, based on his preferences, and provides the ranking of the presented parameters (binary response).

This optimizer has to find the optimal preferences of the user for HA parameters, given binary user responses, in as few trials as possible. Binary user responses correspond to user indication of his preference for one of the two presented choices of HA parameters. Our approach is based on a parametric user preference model, proposed in [2]. In this case, the optimal preference can be expressed as the location of the maximum of the latent user preference function that we need to infer. We model the HA system as two interacting sub-systems, where one sub-system represents the user with his preferences for HA parameters and the other represents an agent that probes the user, such that it can efficiently learn the user preferences, see Fig.1. The agent strategy is based on sequential reduction of uncertainty about the user after each interaction between the user and the agent. This user uncertainty metric is derived based on the concepts of universal prediction, see e.g. [5]. This metric is also used to monitor the learning process.

Notations: In the rest of the text, we denote random variables by capital letters, R , realizations or observations by small letters, r , and vectors by bold letters, \mathbf{r} . Moreover, sequences are denoted by r_1^n and $\{a, b\}_1^n$, and defined as $r_1^n = \{r_1, r_2, \dots, r_n\}$ and $\{a, b\}_1^n = \{\{a_1, b_1\}, \{a_2, b_2\}, \dots, \{a_n, b_n\}\}$, respectively.

2 USER AND PREFERENCE FUNCTION MODELING

We start with specifying the user model, which represents a probabilistic description of user responses, when comparing two sets of HA parameter settings. Integral parts of the model include a user preference function and a distribution of the user responses to the presented choices of parameters.

Consider a vector of HA parameters, defined on a D -dimensional continuous compact surface. In particular, parameters \mathbf{x} are defined on a D -dimensional hyper-cube, i.e., $\mathbf{x} \in [0, 1]^D$. We can always guarantee this by normalizing the actual parameters by their physical range. Our goal is to find optimal values of HA parameters, denoted by θ , for a particular user. Here we follow the model setting of [2].

Our user model is based on two assumptions: (1) a user preference exists and is described by a unimodal preference function $f(\cdot)$; and (2) a user can be uncertain about his

preference, which can be expressed in terms of an additive random variable.

In general, the user preference function is unknown. We assume this latent preference function $f(\mathbf{x}; \theta, \Lambda)$ to be a parametric function of HA parameters, $\mathbf{x} \in [0, 1]^D$ with known form but unknown shape. This shape is characterized by *tuning parameters*, $\theta \in [0, 1]^D$ and $\Lambda = \text{diag}([\lambda_1, \lambda_2, \dots, \lambda_D]), \lambda_d \in \mathbb{R}^+, d = 1, 2, \dots, D$. In particular, the user preference function is specified by the following function

$$f(\mathbf{x}; \theta, \Lambda) = -\sqrt{(\mathbf{x} - \theta)^T \Lambda (\mathbf{x} - \theta)}. \quad (1)$$

Note that the tuning parameters correspond to the location of the optimum of the function, θ , that is, in fact, the optimal HA parameters for a user; and to the spread around this optimum, Λ , that characterizes user sensitivity to HA parameter changes, respectively. The tuning parameters are user-specific and need to be learned. The form of this preference function has an attractive property that it allows for quick narrowing of the search space, see [2].

Next, in order to model user preference uncertainty, we define a value function $u(\cdot)$ as

$$u(\mathbf{x}) = f(\mathbf{x}; \theta, \Lambda) + \varepsilon, \quad (2)$$

where the user uncertainty error ε is assumed to have the standard Gaussian distribution, i.e.,

$$\varepsilon \sim \mathcal{N}(0, 1). \quad (3)$$

The choice for this assumption is further discussed after we introduce the notion of the user response.

Consider now a user response to a pairwise comparison of parameters from a trial, defined by a pair $\{\mathbf{x}^{\text{ref}}, \mathbf{x}^{\text{alt}}\}$, where \mathbf{x}^{ref} and \mathbf{x}^{alt} are the so-called *reference and alternative parameter proposal*, respectively. We call reference proposal \mathbf{x}^{ref} to be the highest rated proposal from the previous trial and this situation is challenged by the alternative proposal \mathbf{x}^{alt} , in the given trial. The user response depends on his preferences for the presented HA parameters, which are given by the value function for these parameters. The user response, R , takes values from $\{0, 1\}$, where response 1 to a trial $\{\mathbf{x}^{\text{ref}}, \mathbf{x}^{\text{alt}}\}$ indicates that parameter \mathbf{x}^{alt} is preferred over or is as good as \mathbf{x}^{ref} , and 0, otherwise, i.e.,

$$R \triangleq \begin{cases} 1, & \text{if } \mathbf{x}^{\text{alt}} \succeq \mathbf{x}^{\text{ref}} \\ 0, & \text{if } \mathbf{x}^{\text{ref}} \succ \mathbf{x}^{\text{alt}} \end{cases}, \quad (4)$$

where \succeq denotes preferred or equivalent to, and \succ denotes strict preference.

Now the probability of a positive user response, i.e., that R takes on value 1, in a trial $\{\mathbf{x}^{\text{ref}}, \mathbf{x}^{\text{alt}}\}$, is given by

$$\begin{aligned} & \Pr\{R = 1 \mid \{\mathbf{x}^{\text{ref}}, \mathbf{x}^{\text{alt}}\}, f\} \\ &= \Pr\{u(\mathbf{x}^{\text{alt}}) \geq u(\mathbf{x}^{\text{ref}})\} \\ &= \Pr\{f(\mathbf{x}^{\text{alt}}; \theta, \Lambda) + \varepsilon' \geq f(\mathbf{x}^{\text{ref}}; \theta, \Lambda) + \varepsilon\} \\ &= \Pr\{\varepsilon - \varepsilon' \leq f(\mathbf{x}^{\text{alt}}; \theta, \Lambda) - f(\mathbf{x}^{\text{ref}}; \theta, \Lambda)\} \\ &= \Phi\left(\frac{f(\mathbf{x}^{\text{alt}}; \theta, \Lambda) - f(\mathbf{x}^{\text{ref}}; \theta, \Lambda)}{\sqrt{2}}\right) \\ &= \Phi\left(f(\mathbf{x}^{\text{alt}}; \theta, \Lambda') - f(\mathbf{x}^{\text{ref}}; \theta, \Lambda')\right), \end{aligned} \quad (5)$$

where $\Phi(\cdot)$ is the cumulative distribution function (CDF) of the standard Gaussian distribution, and $\Lambda' = \frac{\Lambda}{2}$.

Thus, R is a Bernoulli random variable with parameter $\Phi(f(\mathbf{x}^{\text{alt}}; \boldsymbol{\theta}, \Lambda') - f(\mathbf{x}^{\text{ref}}; \boldsymbol{\theta}, \Lambda'))$. Therefore, given the user preference and response model, defined by (1)-(5), the probability mass function (PMF) of a user response to a trial $\{\mathbf{x}^{\text{ref}}, \mathbf{x}^{\text{alt}}\}$ is given by

$$\begin{aligned} P(r | \{\mathbf{x}^{\text{ref}}, \mathbf{x}^{\text{alt}}\}, f) &= \Phi\left(f(\mathbf{x}^{\text{alt}}; \boldsymbol{\theta}, \Lambda') - f(\mathbf{x}^{\text{ref}}; \boldsymbol{\theta}, \Lambda')\right)^r \\ &\quad \cdot \left(1 - \Phi\left(f(\mathbf{x}^{\text{alt}}; \boldsymbol{\theta}, \Lambda') - f(\mathbf{x}^{\text{ref}}; \boldsymbol{\theta}, \Lambda')\right)\right)^{1-r} \\ &= \Phi\left(f(\mathbf{x}^{\text{alt}}; \boldsymbol{\theta}, \Lambda') - f(\mathbf{x}^{\text{ref}}; \boldsymbol{\theta}, \Lambda')\right)^r \\ &\quad \cdot \Phi\left(f(\mathbf{x}^{\text{ref}}; \boldsymbol{\theta}, \Lambda') - f(\mathbf{x}^{\text{alt}}; \boldsymbol{\theta}, \Lambda')\right)^{1-r}. \end{aligned} \quad (6)$$

This user response model, which relates binary observations to the continuous latent function, is also known as the Thurstone-Mosteller law of comparative judgment [6]. In statistics, it is called the binomial-probit regression model.

Remark 2.1. Note that we can assume unit-variance of the user uncertainty error because other values can be absorbed by the preference function as a scaling factor in the user sensitivity. Indeed, when $\varepsilon \sim \mathcal{N}(0, \beta^{-1})$ the user response model becomes

$$\begin{aligned} P(r | \{\mathbf{x}^{\text{ref}}, \mathbf{x}^{\text{alt}}\}, f) &= \Phi\left(\frac{f(\mathbf{x}^{\text{alt}}; \boldsymbol{\theta}, \Lambda) - f(\mathbf{x}^{\text{ref}}; \boldsymbol{\theta}, \Lambda)}{\sqrt{2}\beta^{-1}}\right)^r \\ &\quad \cdot \Phi\left(\frac{f(\mathbf{x}^{\text{ref}}; \boldsymbol{\theta}, \Lambda) - f(\mathbf{x}^{\text{alt}}; \boldsymbol{\theta}, \Lambda)}{\sqrt{2}\beta^{-1}}\right)^{1-r} \\ &= \Phi\left(f(\mathbf{x}^{\text{alt}}; \boldsymbol{\theta}, \Lambda'') - f(\mathbf{x}^{\text{ref}}; \boldsymbol{\theta}, \Lambda'')\right)^r \\ &\quad \cdot \Phi\left(f(\mathbf{x}^{\text{ref}}; \boldsymbol{\theta}, \Lambda'') - f(\mathbf{x}^{\text{alt}}; \boldsymbol{\theta}, \Lambda'')\right)^{1-r}, \end{aligned}$$

where $\Lambda'' = \frac{\beta^2 \cdot \Lambda}{2}$.

Remark 2.2. Observe that, in this model, we can re-define Λ as Λ' or Λ'' . Since Λ is an unknown parameter, this scaling can be applied without loss of generality. However, care need to be taken while setting the priors for this parameter, taking into account physical interpretation of HA parameters and thus possibly also re-scaling hyper parameters of the prior distributions.

The following definition summarizes our user model.

Definition 2.1 (User Model). A user model is defined by the PMF of the user response r to a trial $\{\mathbf{x}^{\text{ref}}, \mathbf{x}^{\text{alt}}\}$ and is given by

$$\begin{aligned} P(r | \mathbf{x}^{\text{ref}}, \mathbf{x}^{\text{alt}}, f) &= \Phi\left(f(\mathbf{x}^{\text{alt}}; \boldsymbol{\theta}, \Lambda') - f(\mathbf{x}^{\text{ref}}; \boldsymbol{\theta}, \Lambda')\right)^r \\ &\quad \cdot \Phi\left(f(\mathbf{x}^{\text{ref}}; \boldsymbol{\theta}, \Lambda') - f(\mathbf{x}^{\text{alt}}; \boldsymbol{\theta}, \Lambda')\right)^{1-r}, \end{aligned} \quad (7)$$

where $\Phi(\cdot)$ is the CDF of the standard normal distribution. Here $f(\cdot; \cdot)$ is a user preference function, given by

$$f(\mathbf{x}; \boldsymbol{\theta}, \Lambda) = -\sqrt{(\mathbf{x} - \boldsymbol{\theta})^T \Lambda (\mathbf{x} - \boldsymbol{\theta})}, \quad (8)$$

the user response relation to a trial $\{\mathbf{x}^{\text{ref}}, \mathbf{x}^{\text{alt}}\}$ is defined by

$$R \triangleq \begin{cases} 1, & \text{if } \mathbf{x}^{\text{alt}} \succeq \mathbf{x}^{\text{ref}} \\ 0, & \text{if } \mathbf{x}^{\text{ref}} \succ \mathbf{x}^{\text{alt}}, \end{cases} \quad (9)$$

and the user uncertainty about his response to a given trial is characterized by the standard Gaussian distribution:

$$\varepsilon \sim \mathcal{N}(0, 1). \quad (10)$$

Observe that the user model, defined as above, is a parametric model of the user preferences and sensitivity. Our goal is to estimate the user preference parameter $\boldsymbol{\theta}$, based on a sequence of trials and corresponding user responses. This problem can be seen as a problem of finding the optimum of the latent user preference function, and thus requires learning the function or, equivalently, its parameters. Note, however, that sensitivity parameter Λ is, in fact, a nuisance parameter, since our primary goal is learning the location of the optimum. Moreover, since we need to learn user preferences in as few trials as possible, this learning problem also relates to the problem of active learning. There, the goal is to learn a model efficiently by selecting the most relevant data (trials in our setting). Observe that, given unimodality of the preference function, preference learning is also an optimization problem. From this point of view, to get to the optimum, we need to construct trials such that in each given trial, an alternative proposal is better than a reference proposal with high probability. The resulting procedure is then similar in flavor to gradient ascent.

In the next section, we define the inference strategy for user preference learning, but, first, we specify the full model for our HA system and its properties.

3 HA SYSTEM AND INFERENCE STRATEGY

3.1 Parameter Transformation

Before going into the model specification, we introduce a HA parameter transformation and define the corresponding parameter vector:

$$\boldsymbol{\phi} = \begin{bmatrix} \alpha_1 \\ \vdots \\ \alpha_D \\ \gamma_1 \\ \vdots \\ \gamma_D \end{bmatrix}, \quad (11)$$

where

$$\alpha_d = \Phi^{-1}(\theta_d), \quad (12)$$

$$\gamma_d = \ln(\lambda_d), \quad d = 1, 2, \dots, D, \quad (13)$$

and $\Phi^{-1}(\cdot)$ is the inverse of the CDF of the standard Gaussian distribution. The latter non-linear monotonic transformation guarantees that the values of parameters $\boldsymbol{\theta}$ are constrained to the $[0, 1]^D$ hyper-cube during the learning process, while we operate in the transformed continuous parameter space. From now on, we also assume that trial proposals are in the same transformed domain as the HA parameters. Similarly, transformation of the user sensitivity helps to constrain this parameter to the positive real subspace. Further, we re-define the preference function with this transformed parameter vector as

$$f(\mathbf{x}; \boldsymbol{\phi}) \triangleq f(\Phi(\mathbf{x}); \Phi(\boldsymbol{\alpha}), \exp(\boldsymbol{\Gamma})), \quad (14)$$

where the transformations are applied component-wise to α and \mathbf{x} , thus, e.g., $\Phi(\alpha)$ denotes a vector $\Phi(\alpha) = \{\Phi(\alpha_1), \Phi(\alpha_2), \dots, \Phi(\alpha_D)\}$, and component-wise to the diagonal of Λ , then $\exp(\Gamma)$ is a diagonal matrix with elements $\exp(\gamma_d)$, $d = 1, 2, \dots, D$ on its diagonal.

3.2 HA System Definition

Our goal is to design an efficient system for learning parameters of the latent user preference function. We have two integral components here: a user with his preferences and an agent or optimizer that interacts with the user by offering HA settings. Therefore, we model the full HA system as a combination of two sub-systems, representing a user and an optimizer, see Fig. 1. In this system, the user can be seen as an environment in which the optimizer operates. Different settings for the user preference function, ϕ , correspond to different users or environments, and thus different user models. User responses to the trials, r , are observations of the environment. Moreover, they are reactions to the HA proposal trials. An optimizer or agent is a part of the HA system that interacts with the environment by generating trials or actions to which the environment reacts. The agent generates trials, according to some objective. The objective of our agent is to generate trials that result in accurate estimate of the user preferences for the HA parameters in as little number of trials as possible.

Definition 3.1. A HA system is defined by a combination of two interacting sub-systems $\{P^a, P^u\}$, an agent and a user, given by a sequence of $n = 1, 2, \dots$ distributions

$$P_n^a = p(\{\mathbf{x}_n^{\text{ref}}, \mathbf{x}_n^{\text{alt}}\} | \phi, r_1^{n-1}, \{\mathbf{x}_1^{\text{ref}}, \mathbf{x}_1^{\text{alt}}\}_1^{n-1}) \quad (15)$$

$$P_n^u = P(r_n | \phi, r_1^{n-1}, \{\mathbf{x}_1^{\text{ref}}, \mathbf{x}_1^{\text{alt}}\}_1^{n-1}, \{\mathbf{x}_n^{\text{ref}}, \mathbf{x}_n^{\text{alt}}\}), \quad (16)$$

where $p(\{\mathbf{x}_n^{\text{ref}}, \mathbf{x}_n^{\text{alt}}\} | \phi, r_1^{n-1}, \{\mathbf{x}_1^{\text{ref}}, \mathbf{x}_1^{\text{alt}}\}_1^{n-1})$ is a generative PDF for trials $\{\mathbf{x}_n^{\text{ref}}, \mathbf{x}_n^{\text{alt}}\}$ in the environment ϕ , given the previous sequence of observations, r_1^{n-1} , and trials, $\{\mathbf{x}_1^{\text{ref}}, \mathbf{x}_1^{\text{alt}}\}_1^{n-1}$; while $P(r_n | \phi, r_1^{n-1}, \{\mathbf{x}_1^{\text{ref}}, \mathbf{x}_1^{\text{alt}}\}_1^{n-1}, \{\mathbf{x}_n^{\text{ref}}, \mathbf{x}_n^{\text{alt}}\})$ is a generative probability of the response in this environment to the new trial $\{\mathbf{x}_n^{\text{ref}}, \mathbf{x}_n^{\text{alt}}\}$, given r_1^{n-1} and $\{\mathbf{x}_1^{\text{ref}}, \mathbf{x}_1^{\text{alt}}\}_1^{n-1}$.

Observe that, for the agent, described by (15), observations r_1^{n-1} are input data and actions $\{\mathbf{x}_n^{\text{ref}}, \mathbf{x}_n^{\text{alt}}\}$ are outputs, while for the user, described by (16), the situation is reversed.

In the HA system, defined as above, trials or actions are data that are produced by the agent, and every time a trial is presented, the user reacts to this *given trial*. As such the relation between trials and responses to trials becomes causal. Therefore, interactions between the user and the agent are characterized by a sequence of distributions

$$p(\phi), p(\{\mathbf{x}_1^{\text{ref}}, \mathbf{x}_1^{\text{alt}}\} | \phi), P(r_1 | \phi, \{\mathbf{x}_1^{\text{ref}}, \mathbf{x}_1^{\text{alt}}\}), \\ p(\{\mathbf{x}_2^{\text{ref}}, \mathbf{x}_2^{\text{alt}}\} | \phi, r_1, \{\mathbf{x}_1^{\text{ref}}, \mathbf{x}_1^{\text{alt}}\}), \dots$$

3.3 Agent Strategy Design

Given the HA system, we have to deal with two connected problems. One problem relates to inference of the parameters of the user preference function. We look closely at this problem in Section 4. Another problem deals with efficient learning, and thus experimental design that leads

to the limited but highly informative data that can be used to correctly perform inference. From this point of view, we need the agent to generate actions or trials that result in inferred user preference under which behavior of the environment is the same as its behavior under the true user preference ϕ . That is the same behavior over the history of taken actions and resulting observations. In what follows, we discuss and present our agent design.

3.3.1 Agent Strategy

Observe that behavior of the environment is characterized by a sequence of distributions, given by (16), each indexed by the trials offered by the agent, since there is a causal relation between trials and user responses. In order to generate an informative action, the agent has to first evaluate the environment, based on its knowledge from the previous interactions. Thus, the agent has to assign a predictive distribution $Q(r_n | r_1^{n-1}, \{\mathbf{x}_1^{\text{ref}}, \mathbf{x}_1^{\text{alt}}\}_1^{n-1}, \{\mathbf{x}_n^{\text{ref}}, \mathbf{x}_n^{\text{alt}}\})$ for the next response, in order to assess the informativeness of the trial $\{\mathbf{x}_n^{\text{ref}}, \mathbf{x}_n^{\text{alt}}\}$. We start with defining the metric that is used to assess the performance of the agent, and then present the agent strategy that results from optimizing this metric.

The self-information loss function, also called log-loss, given by $-\log Q(r_n | r_1^{n-1}, \{\mathbf{x}_1^{\text{ref}}, \mathbf{x}_1^{\text{alt}}\}_1^{n-1}, \{\mathbf{x}_n^{\text{ref}}, \mathbf{x}_n^{\text{alt}}\})$, characterizes the quality of the Q -distribution assignment. The problem of probability assignment that minimizes self-information loss is equivalent to the problem of universal prediction under self-information loss, see [5]. In our case, though, prediction is not the main goal, but rather a mechanism to assess the validity of the statistical model and to further collect extra data (generate trial and observe the resulting user response) that can be used to improve the model. Under the expected self-information loss criterion, i.e.,

$$\mathbb{E}[-\log Q(R_n | r_1^{n-1}, \{\mathbf{x}_1^{\text{ref}}, \mathbf{x}_1^{\text{alt}}\}_1^{n-1}, \{\mathbf{x}_n^{\text{ref}}, \mathbf{x}_n^{\text{alt}}\})],$$

where expectation is taken with respect to the generative user response distribution (we also call it true user or true source distribution), the optimal predictive assignment is actually the assignment of the true conditional probability $P(r_n | \phi, r_1^{n-1}, \{\mathbf{x}_1^{\text{ref}}, \mathbf{x}_1^{\text{alt}}\}_1^{n-1}, \{\mathbf{x}_n^{\text{ref}}, \mathbf{x}_n^{\text{alt}}\})$. Here the true source model that governs generation of r_n belongs to the class of models, indexed by parameters ϕ , given by $\{P(\cdot | \phi, \cdot), \phi \in \Omega\}$. This true probability under certain ergodicity assumptions also minimizes the average self-information loss

$$\frac{1}{n} \sum_{l=1}^n -\log Q(r_l | r_1^{l-1}, \{\mathbf{x}_1^{\text{ref}}, \mathbf{x}_1^{\text{alt}}\}_1^{l-1}, \{\mathbf{x}_l^{\text{ref}}, \mathbf{x}_l^{\text{alt}}\}). \quad (17)$$

Note that sequential probability assignment gives rise to assignment of the probability Q to the entire observation sequence r_1^n and then sequential probability assignment and probability assignment problems for the whole sequence under self-information loss are equivalent. The average self-information loss for the true source distribution is, in fact, the entropy

$$H_n(P) = \mathbb{E}[-\log P(R_1^n | \phi, \{\mathbf{x}_1^{\text{ref}}, \mathbf{x}_1^{\text{alt}}\}_1^n)].$$

Observe that here we have conditioning on the trials, which are fixed agent's inputs. These trials $\{\mathbf{x}_1^{\text{ref}}, \mathbf{x}_1^{\text{alt}}\}_1^n$ can be

modeled as side information, see e.g. [7], where side information is an additional information provided to the agent at the beginning of the next interaction. In our case, this side information is a causal function of previous interactions, see also (15).

In practice, the true source distribution is often unknown, and we have an extra loss, associated with using other than true distribution. This loss, which is coming on top of the minimum loss, is given by the information divergence between P and Q , also called Kullback-Leibler (KL) divergence:

$$\begin{aligned} \mathbb{D}_n(P||Q) &\triangleq \mathbb{E}[-\log Q(R_1^n|\{\mathbf{x}^{\text{ref}}, \mathbf{x}^{\text{alt}}\}_1^n) - \\ &\quad (-\log P(R_1^n|\phi, \{\mathbf{x}^{\text{ref}}, \mathbf{x}^{\text{alt}}\}_1^n))] \\ &= \mathbb{D}(P(R_1^n|\phi, \{\mathbf{x}^{\text{ref}}, \mathbf{x}^{\text{alt}}\}_1^n)||Q(R_1^n|\{\mathbf{x}^{\text{ref}}, \mathbf{x}^{\text{alt}}\}_1^n)), \end{aligned} \quad (18)$$

where expectation is taken with respect to P . Clearly, to be able to produce informative trials, the agent needs sufficient knowledge about the environment, and therefore should seek a probability assignment Q that minimizes this KL-divergence.

Recall that the agent performs universal prediction with respect to an indexed class of sources $\{P(\cdot|\phi, \cdot), \phi \in \Omega\}$. However, since ϕ is unknown, we take an approach, which has a strong Bayesian flavor, to assign some weighting distribution $w(\phi)$ on ϕ . Then the quality of distribution assignment Q will be assessed by the normalized weighted KL-divergence

$$D_n(Q, w, \{\mathbf{x}^{\text{ref}}, \mathbf{x}^{\text{alt}}\}) \triangleq \frac{1}{n} \int_{\Omega} w(\phi) \mathbb{D}_n(P||Q) d\phi. \quad (19)$$

Next, we present the agent strategy together with its characterization and then show why this is an efficient strategy.

Agent Strategy *The agent strategy for the sequential trial design in the HA system, defined by distributions $\{P^a, P^u\}$, is to*

- 1) *apply the following distributions as generative agent and predictive user distributions, respectively:*

$$P_l^a = p_l = \delta(\mathbf{x}_l^{\text{ref}} - \mathbf{x}_{l-1}^{\text{alt}})^{r_l-1} \cdot \delta(\mathbf{x}_l^{\text{ref}} - \mathbf{x}_{l-1}^{\text{ref}})^{1-r_l-1} \cdot \int p(\mathbf{x}_l^{\text{alt}}, \gamma | r_1^{l-1}, \{\mathbf{x}^{\text{ref}}, \mathbf{x}^{\text{alt}}\}_1^{l-1}) d\gamma$$

$$P_l^u = Q_{p,l} = \int_{\Omega} p(\phi | r_1^{l-1}, \{\mathbf{x}^{\text{ref}}, \mathbf{x}^{\text{alt}}\}_1^{l-1}) \cdot P(r_l | \phi, \{\mathbf{x}^{\text{ref}}, \mathbf{x}^{\text{alt}}\}_1^{l-1}, \{\mathbf{x}_l^{\text{ref}}, \mathbf{x}_l^{\text{alt}}\}) d\phi,$$

for $l = 1, 2, \dots, n$, where

$$\begin{aligned} p(\phi | r_1^{l-1}, \{\mathbf{x}^{\text{ref}}, \mathbf{x}^{\text{alt}}\}_1^{l-1}) \\ = \frac{p(\phi) p(r_1^{l-1} | \phi, \{\mathbf{x}^{\text{ref}}, \mathbf{x}^{\text{alt}}\}_1^{l-1})}{\int_{\Omega} p(\phi') p(r_1^{l-1} | \phi', \{\mathbf{x}^{\text{ref}}, \mathbf{x}^{\text{alt}}\}_1^{l-1}) d\phi'} \end{aligned}$$

is a posterior distribution and $\int p(\mathbf{x}_l^{\text{alt}}, \gamma | r_1^{l-1}, \{\mathbf{x}^{\text{ref}}, \mathbf{x}^{\text{alt}}\}_1^{l-1}) d\gamma$ is a marginal of the location parameter of this posterior;

- 2) *generate the corresponding sequence of trials, for $l = 2, 3, \dots, n$, based on the history of interactions with the user, according to the following rule*

$$\begin{aligned} \{\mathbf{x}_l^{\text{ref}}, \mathbf{x}_l^{\text{alt}}\} &= \\ &\arg \max I(R; \phi | R_1^{l-1}, \{\mathbf{x}^{\text{ref}}, \mathbf{x}^{\text{alt}}\}_1^{l-1}, \{\mathbf{x}^{\text{ref}}, \mathbf{x}^{\text{alt}}\}), \\ \{\mathbf{x}^{\text{ref}}, \mathbf{x}^{\text{alt}}\} &: \\ &P_l^a \end{aligned}$$

where $I(\cdot; \cdot)$ is mutual information.

This strategy is asymptotically optimal in that it minimizes normalized weighted KL-divergence. Given this strategy, for n interactions, the achieved normalized weighted KL-divergence is given by

$$D_n(P^u, \{\mathbf{x}^{\text{ref}}, \mathbf{x}^{\text{alt}}\}) = \frac{1}{n} \sum_{l=1}^n I(R_l; \phi | R_1^{l-1}, \{\mathbf{x}^{\text{ref}}, \mathbf{x}^{\text{alt}}\}_1^{l-1}, \{\mathbf{x}_l^{\text{ref}}, \mathbf{x}_l^{\text{alt}}\}).$$

3.3.2 Predictive User Response Distribution

In what follows, we discuss the principles guiding the agent strategy. In order to assign a good predictive probability, the agent has to find w and Q such that (19) is minimized. One way to tackle the problem is to apply a maximin criterion that results in a mixture approach with a Bayesian flavor, i.e.,

$$\sup_w \inf_Q D_n(Q, w, \{\mathbf{x}^{\text{ref}}, \mathbf{x}^{\text{alt}}\}). \quad (20)$$

For a given $w(\phi)$, the minimizing distribution is given by the weighted distribution

$$Q_w(r_1^n | \{\mathbf{x}^{\text{ref}}, \mathbf{x}^{\text{alt}}\}_1^n) = \int_{\Omega} w(\phi) P(r_1^n | \phi, \{\mathbf{x}^{\text{ref}}, \mathbf{x}^{\text{alt}}\}_1^n) d\phi, \quad (21)$$

and the corresponding weighted divergence is given by $I_w(R_1^n; \phi | \{\mathbf{x}^{\text{ref}}, \mathbf{x}^{\text{alt}}\}_1^n)$, where subscript w indicates that some weighting distribution $w(\phi)$ is used. The agent, however, has to assign the predictive probabilities sequentially, after every interaction. Sequential assignment gives rise to the sequence probability assignment. It was shown in [8] that the above mixture of

$$\{P(r_1^n | \phi, \{\mathbf{x}^{\text{ref}}, \mathbf{x}^{\text{alt}}\}_1^n), \phi \in \Omega\}$$

can be represented by the mixture of conditional probability functions

$$\{P(r_n | \phi, r_1^{n-1}, \{\mathbf{x}^{\text{ref}}, \mathbf{x}^{\text{alt}}\}_1^{n-1}, \{\mathbf{x}_n^{\text{ref}}, \mathbf{x}_n^{\text{alt}}\}), \phi \in \Omega\},$$

as

$$\begin{aligned} Q_w(r_n | r_1^{n-1}, \{\mathbf{x}^{\text{ref}}, \mathbf{x}^{\text{alt}}\}_1^{n-1}, \{\mathbf{x}_n^{\text{ref}}, \mathbf{x}_n^{\text{alt}}\}) \\ = \int_{\Omega} w(\phi | r_1^{n-1}, \{\mathbf{x}^{\text{ref}}, \mathbf{x}^{\text{alt}}\}_1^{n-1}) \\ \cdot P(r_n | \phi, \{\mathbf{x}^{\text{ref}}, \mathbf{x}^{\text{alt}}\}_1^{n-1}, \{\mathbf{x}_n^{\text{ref}}, \mathbf{x}_n^{\text{alt}}\}) d\phi, \end{aligned} \quad (22)$$

where the weighting function is a posterior distribution of ϕ given r_1^{n-1} and $\{\mathbf{x}^{\text{ref}}, \mathbf{x}^{\text{alt}}\}_1^{n-1}$, i.e.,

$$\begin{aligned} w(\phi | r_1^{n-1}, \{\mathbf{x}^{\text{ref}}, \mathbf{x}^{\text{alt}}\}_1^{n-1}) \\ = p(\phi | r_1^{n-1}, \{\mathbf{x}^{\text{ref}}, \mathbf{x}^{\text{alt}}\}_1^{n-1}) \\ = \frac{p(\phi) p(r_1^{n-1} | \phi, \{\mathbf{x}^{\text{ref}}, \mathbf{x}^{\text{alt}}\}_1^{n-1})}{\int_{\Omega} p(\phi') p(r_1^{n-1} | \phi', \{\mathbf{x}^{\text{ref}}, \mathbf{x}^{\text{alt}}\}_1^{n-1}) d\phi'}, \end{aligned} \quad (23)$$

where the prior on the user preference parameters is independent of trials. Moreover, the performance of this sequential assignment is the same as the performance of the assignment when the whole sequence is observed. The minimizing distribution functions Q_w , in their turn, correspond to the normalized weighted information divergence given by

$$\begin{aligned} D_n(Q_w, \{\mathbf{x}^{\text{ref}}, \mathbf{x}^{\text{alt}}\}) &= \frac{1}{n} \sum_{l=1}^n \sum_{r_l \in \{0,1\}} \int_{\Omega} p(\phi | r_1^{l-1}, \{\mathbf{x}^{\text{ref}}, \mathbf{x}^{\text{alt}}\}_1^{l-1}) \\ &\quad \cdot P(r_l | \phi, r_1^{l-1}, \{\mathbf{x}^{\text{ref}}, \mathbf{x}^{\text{alt}}\}_1^{l-1}, \{\mathbf{x}_l^{\text{ref}}, \mathbf{x}_l^{\text{alt}}\}) \\ &\quad \cdot \ln \frac{P(r_l | \phi, r_1^{l-1}, \{\mathbf{x}^{\text{ref}}, \mathbf{x}^{\text{alt}}\}_1^{l-1}, \{\mathbf{x}_l^{\text{ref}}, \mathbf{x}_l^{\text{alt}}\})}{P(r_l | \{\mathbf{x}^{\text{ref}}, \mathbf{x}^{\text{alt}}\}_1^{l-1}, \{\mathbf{x}_l^{\text{ref}}, \mathbf{x}_l^{\text{alt}}\})} d\phi \\ &= \frac{1}{n} \sum_{l=1}^n I(R_l; \phi | R_1^{l-1}, \{\mathbf{x}^{\text{ref}}, \mathbf{x}^{\text{alt}}\}_1^{l-1}, \{\mathbf{x}_l^{\text{ref}}, \mathbf{x}_l^{\text{alt}}\}). \end{aligned} \quad (24)$$

Here we have made a choice for the weighting functions up to the prior $p(\phi)$, given by (23). This is a sequential form of writing out $D_n(Q_w, \{\mathbf{x}^{\text{ref}}, \mathbf{x}^{\text{alt}}\})$ that coincides with the non-sequential result given by $I_w(R^n; \phi | \{\mathbf{x}^{\text{ref}}, \mathbf{x}^{\text{alt}}\}_1^n)$.

Note that in this universal prediction problem, the goal is to find a probability assignment that guarantees that the predictor performs well for all ϕ . The supremum of $1/n I_w(R^n; \phi | \{\mathbf{x}^{\text{ref}}, \mathbf{x}^{\text{alt}}\}_1^n)$ over all allowable $w(\phi)$ can be interpreted as a capacity of the ‘‘channel’’ between the channel output R_1^n and the channel input ϕ with side information $\{\mathbf{x}^{\text{ref}}, \mathbf{x}^{\text{alt}}\}_1^n$, defined by the class of sources $\{P(\cdot | \phi, \cdot), \phi \in \Omega\}$. This capacity is given by $C_n \triangleq 1/n I_{w^*}(R^n; \phi | \{\mathbf{x}^{\text{ref}}, \mathbf{x}^{\text{alt}}\}_1^n)$, where $w^*(\cdot)$ is the capacity achieving prior, and then it holds that $\mathbb{D}_n(P || Q_{w^*}) \leq nC_n, \forall \phi$, guarantees in the minimax sense that

$$\mathbb{D}_n(P || Q) \geq nC_n, \quad (25)$$

On the other hand, the strong converse theorem of [9] states that under self-information loss, for any asymptotically good approximation of $w^*(\phi)$, there is a remarkable concentration phenomenon, stating that, for any $\varepsilon > 0$ and w^* -most values of ϕ , it holds that

$$\mathbb{D}_n(P || Q) \geq (1 - \varepsilon)nC_n, \quad \forall Q. \quad (26)$$

The practical problem is then finding the capacity achieving prior. However, the result in [10] allows $w(\cdot)$ to be an arbitrary weight function, thus telling that Q_w is optimal for w -most points in Ω :

$$\mathbb{D}_n(P || Q) \geq \mathbb{D}_n(P || Q_w). \quad (27)$$

Let’s look at the interpretation of this result. This capacity gives information on the richness of the source class. The capacity-achieving weighting function assigns higher weights to the regions, where the sources are better discriminated and data is more informative about the parameters; and lower weights to the regions, where the sources are closer. Therefore, in the problem of preference learning, the use of posterior distribution of ϕ , as weighting functions, helps us to evaluate usefulness of the data generated by the agent for inference of ϕ . We need to distinguish a single unknown source. Hence, on one hand, we aim at attaining the lower bound on the information divergence and, on the

other hand, at finding good $w(\cdot)$ that further reduces this bound. In Section 4, we further discuss approximation of the weighting distributions in their sequential form.

3.3.3 Generative Agent Distribution

Now that we have defined the predictor Q_w to be used by the agent for HA system characterization, we need to specify the generative agent distribution. From the optimization point of view, the agent has to generate the proposals that lead to the optimal user preferences as quickly as possible. This means that, for every interaction with a user, the agent has to provide a better alternative than a reference proposal, with high probability. This can be seen as a sort of gradient ascent method. Clearly, this alternative would correspond to the user preference or the agent’s estimate of it. Therefore, the generative distribution of the alternative proposal generation would coincide with the distribution of the optimal HA parameter for the user. This is a marginal posterior distribution of location parameters.

Given the fact that the next reference proposal is just a deterministic function of the previous trial and user response to it, the generative process for the next trial l is given by

$$\begin{aligned} p(\{\mathbf{x}_l^{\text{ref}}, \mathbf{x}_l^{\text{alt}}\} | \phi, r_1^{l-1}, \{\mathbf{x}^{\text{ref}}, \mathbf{x}^{\text{alt}}\}_1^{l-1}) &\triangleq \delta(\mathbf{x}_l^{\text{ref}} - \mathbf{x}_{l-1}^{\text{alt}})^{r_{l-1}} \cdot \delta(\mathbf{x}_l^{\text{ref}} - \mathbf{x}_{l-1}^{\text{ref}})^{1-r_{l-1}} \\ &\quad \cdot \int p(\mathbf{x}_l^{\text{alt}}, \gamma | r_1^{l-1}, \{\mathbf{x}^{\text{ref}}, \mathbf{x}^{\text{alt}}\}_1^{l-1}) d\gamma, \end{aligned} \quad (28)$$

where $p(\mathbf{x}_l^{\text{alt}}, \gamma | r_1^{l-1}, \{\mathbf{x}^{\text{ref}}, \mathbf{x}^{\text{alt}}\}_1^{l-1})$ coincides with an expanded version of posterior (23). Thus, the agent generative distribution functions p_l^g are given by (28), for $l = 2, 3, \dots, n$.

3.3.4 Trial Design

Next, we look at the problem of trial generation from a data informativeness point of view. The agent trial generation process is given by (28). The trials, generated by the agent, result in user responses, characterized by the predictor Q_w , which performance is given by the normalized weighted information divergence (24). As discussed above, this information divergence tells us how well data helps to distinguish the source, i.e., the individual user preference ϕ . As such, we can also interpret this performance measure as the agent uncertainty about the user.

For the normalized weighted information divergence, trials serve as a causal side information and are given values produced by the agent. The generative agent distribution provides the ‘‘direction’’ of the data being sought for. However, to facilitate efficient learning of the optimal HA parameters, we also need to produce the most informative trials. To evaluate trial informativeness, we use the normalized weighted information divergence, by looking at it as a function of trials.

Since trials cause user responses, we gain the most information from getting a user response on the trial, about which our predictor is most uncertain. Thus, to generate the next trial at time n , the agent should search for the worst case behavior of the optimal predictor from the trial (data) perspective, i.e.,

$$\begin{aligned}
\{\mathbf{x}_n^{\text{ref}}, \mathbf{x}_n^{\text{alt}}\} &= \arg \max_{\{\mathbf{x}_n^{\text{ref}}, \mathbf{x}_n^{\text{alt}}\} : P_n^a} D_n(Q_w, \{\mathbf{x}^{\text{ref}}, \mathbf{x}^{\text{alt}}\}) \\
&= \arg \max_{\{\mathbf{x}_n^{\text{ref}}, \mathbf{x}_n^{\text{alt}}\} : P_n^a} \sum_{l=1}^n I(R_l; \phi | R_1^{l-1}, \{\mathbf{x}^{\text{ref}}, \mathbf{x}^{\text{alt}}\}_1^{l-1}, \{\mathbf{x}_l^{\text{ref}}, \mathbf{x}_l^{\text{alt}}\}) \\
&= \arg \max_{\{\mathbf{x}_n^{\text{ref}}, \mathbf{x}_n^{\text{alt}}\} : P_n^a} I(R_n; \phi | R_1^{n-1}, \{\mathbf{x}^{\text{ref}}, \mathbf{x}^{\text{alt}}\}_1^{n-1}, \{\mathbf{x}_n^{\text{ref}}, \mathbf{x}_n^{\text{alt}}\}),
\end{aligned} \tag{29}$$

here due to sequential nature of interactions between the agent and the user, the next trial to be generated by the agent corresponds to the argument of the maximum of the mutual information between the predicted response for a given next trial and optimal HA parameters, given the history of interactions. We call this last term under $\arg \max$ weighted individual divergence. This concludes the agent strategy for the trial design.

4 BAYESIAN INFERENCE FOR THE USER MODEL

In the previous section, we defined the HA system and the experimental design strategy to obtain the data required for inference of the user model or, equivalently, parameters of the user preference function. The latter is, in fact, our main goal. Indeed, user model inference and experimental design are intimately related. In the experimental design, we are also concerned with user model inference, but there it is used as a weighting distribution. In general, user and agent interactions are sequential, and, in the experimental design, the agent also assigns predictive probability sequentially. Therefore, we concentrate and present a sequential Bayesian procedure for user model inference.

Recall that in the predictive probability assignment procedure, we have specified the weighting (posterior) distribution of the user model parameters up to the prior $p(\phi)$. Therefore, we start here with this prior specification and assume the following prior distribution for the user preference parameters:

$$p(\phi) = \mathcal{N}(\phi | \boldsymbol{\mu}_\phi, \Sigma_\phi). \tag{30}$$

Next, consider data points from the user-agent interactions in the HA system, denoted by $\mathcal{D}^{n-1} = \{r_l, \{\mathbf{x}_l^{\text{ref}}, \mathbf{x}_l^{\text{alt}}\}\}_{l=1}^{n-1}$. Given these data points, we work out the posterior (23) as

$$\begin{aligned}
&p(\phi | r_1^{n-1}, \{\mathbf{x}^{\text{ref}}, \mathbf{x}^{\text{alt}}\}_1^{n-1}) \\
&= \frac{p(\phi)p(r_1^{n-1} | \phi, \{\mathbf{x}^{\text{ref}}, \mathbf{x}^{\text{alt}}\}_1^{n-1})}{\int p(\phi')p(r_1^{n-1} | \phi', \{\mathbf{x}^{\text{ref}}, \mathbf{x}^{\text{alt}}\}_1^{n-1})d\phi'} \\
&= p(\phi) \cdot \prod_{l=1}^{n-1} \frac{p(r_l | \phi, r_1^{l-1}, \{\mathbf{x}^{\text{ref}}, \mathbf{x}^{\text{alt}}\}_1^{l-1}, \{\mathbf{x}_l^{\text{ref}}, \mathbf{x}_l^{\text{alt}}\})}{P(D^l)} \\
&= p(\phi) \cdot \prod_{l=1}^{n-1} \frac{p(r_l | \phi, \{\mathbf{x}_l^{\text{ref}}, \mathbf{x}_l^{\text{alt}}\})}{P(D^l)} \\
&= \mathcal{N}(\phi | \boldsymbol{\mu}_\phi, \Sigma_\phi) \cdot \prod_{l=1}^{n-1} \frac{1}{C_l} \cdot \Phi\left(f(\mathbf{x}_l^{\text{ref}}; \phi) - f(\mathbf{x}_l^{\text{alt}}; \phi)\right)^{r_l} \\
&\quad \cdot \Phi\left(f(\mathbf{x}_l^{\text{alt}}; \phi) - f(\mathbf{x}_l^{\text{ref}}; \phi)\right)^{1-r_l},
\end{aligned} \tag{31}$$

where C_l are normalizing constants, and where, in the third equality, we used the Markov property, since the user response only depends on the current trial, given parameters of the preference function. While this expression provides us with an analytical expression for the posterior, its exact estimation and use in the trial design is problematic, due to its non-linear form and complex integral evaluations. Therefore, to make the problem tractable, we turn to approximate sequential estimation, based on Assumed Density Filtering (ADF), also called moment matching, see, e.g., [11] and [12]. The idea is to use a Gaussian distribution as an approximating distribution for the posterior. This allows for a simple update of the first and second moments of the posterior after each trial.

Following the ADF approach, we define $\tilde{p}_0(\phi) \triangleq p(\phi)$, $\tilde{p}_l(\phi) \triangleq p(r_l | \phi, \{\mathbf{x}_l^{\text{ref}}, \mathbf{x}_l^{\text{alt}}\})$ and re-write the posterior distribution in the following way

$$p(\phi | \mathcal{D}^{n-1}) = \prod_{l=1}^{n-1} \frac{1}{C_l} \cdot \tilde{p}_l(\phi) \approx q_{n-1}(\phi), \tag{32}$$

where $q_{n-1}(\phi)$ is our approximating family, which we choose to be a Gaussian one, i.e.,

$$q_{n-1}(\phi) = \mathcal{N}(\phi | \boldsymbol{\mu}_{\phi, n-1}, \Sigma_{\phi, n-1}). \tag{33}$$

Observe that initially, at the beginning of interaction, we only have the prior parameter distribution and do not need any approximation. Then, after each trial, we need to incorporate new evidence and perform an approximation. In order to do this, after each trial l , we take the ‘‘exact’’ posterior

$$\hat{p}(\phi | \mathcal{D}^l) = \frac{\tilde{p}_l(\phi)q_{l-1}(\phi)}{\int \tilde{p}_l(\phi)q_{l-1}(\phi)d\phi} \tag{34}$$

and find the approximating distribution $q_l(\cdot)$ that minimizes the KL-divergence:

$$q_l(\phi) : \min_{q(\cdot)} \mathbb{D}(\hat{p}(\phi | \mathcal{D}^l) || q(\phi)), \tag{35}$$

given that $q_l(\cdot)$ belongs to the Gaussian approximation family. This problem is equivalent to the maximum likelihood estimation problem for $\hat{p}(\phi | \mathcal{D}^l)$, and then the ADF procedure reduces to propagating the first two moments:

$$\boldsymbol{\mu}_{\phi, l} = \mathbb{E}_{q_l(\phi)}[\phi] = \mathbb{E}_{\hat{p}(\phi | \mathcal{D}^l)}[\phi], \tag{36}$$

$$\begin{aligned}
\Sigma_{\phi, l} &= \mathbb{E}_{q_l(\phi)}\left[(\phi - \boldsymbol{\mu}_\phi)^T(\phi - \boldsymbol{\mu}_\phi)\right] \\
&= \mathbb{E}_{\hat{p}(\phi | \mathcal{D}^l)}\left[(\phi - \boldsymbol{\mu}_\phi)^T(\phi - \boldsymbol{\mu}_\phi)\right].
\end{aligned} \tag{37}$$

Thus, the problem of user model inference reduces to calculations of the moments of the ‘‘true’’ posteriors. Observe that the first moment, given by (36-37), provides us with the (current) estimate of the parameters of the user preference function.

5 IMPLEMENTATION OF THE SEQUENTIAL PROCEDURE FOR ACTIVE USER MODEL INFERENCE

After specification of the experimental design and user model inference approach, we describe here implementation details for sequential active user model inference.

We start with initialization of the experimental design. To perform an initial trial, first two proposals to be evaluated are selected uniformly at random, i.e., \mathbf{x} and \mathbf{x}' according to Uniform $([0, 1]^D)$. Based on the user evaluation, they form the first trial $\{\mathbf{x}_1^{\text{ref}}, \mathbf{x}_1^{\text{alt}}\}$. Furthermore, the model prior is given by (30) as

$$p(\phi) = \mathcal{N}(\phi | \boldsymbol{\mu}_{\phi,0}, \Sigma_{\phi,0}),$$

where $\boldsymbol{\mu}_{\phi,0}, \Sigma_{\phi,0}$ are hyperparameters.

After each interaction l , $l = 1, 2, \dots, n$, we obtain the user feedback on the trial, and thus the next data point $\{r_l, \{\mathbf{x}_l^{\text{ref}}, \mathbf{x}_l^{\text{alt}}\}\}$. At each step, we need to calculate the moments of the posterior distribution $\boldsymbol{\mu}_{\phi,l}, \Sigma_{\phi,l}$. To avoid calculations of integrals for non-linear distribution functions, we use Monte-Carlo simulations to infer the user model distribution. We apply the Metropolis–Hastings (MH) sampling algorithm, for \mathcal{D}_l , according to the following model:

$$\phi \sim \mathcal{N}(\boldsymbol{\mu}_{\phi,l-1}, \Sigma_{\phi,l-1}) \quad (38)$$

$$r_l \sim \text{Bernoulli}(\Phi(f(\mathbf{x}_l^{\text{alt}}; \phi) - f(\mathbf{x}_l^{\text{ref}}; \phi))). \quad (39)$$

The MH simulations result in a sequence of samples or posterior sample, denoted by $\tilde{q}_l(\phi)$. This sample is further used to calculate the corresponding moments, using maximum likelihood estimation:

$$\boldsymbol{\mu}_{\phi,l} = \frac{1}{M} \sum_{\phi_j \sim \tilde{q}_l(\phi)} \phi_j, \quad (40)$$

$$\Sigma_{\phi,l} = \frac{1}{M-1} \sum_{\phi_j \sim \tilde{q}_l(\phi)} (\phi_j - \boldsymbol{\mu}_{\phi,l})^T (\phi_j - \boldsymbol{\mu}_{\phi,l}). \quad (41)$$

Hence, we obtain approximate posterior, given by $q_l(\phi) = \mathcal{N}(\phi | \boldsymbol{\mu}_{\phi,l}, \Sigma_{\phi,l})$, for $l = 1, 2, \dots, n$.

To perform the trial design at step l , we use the approximate posterior as a weighting distribution. Then, we need to calculate the agent uncertainty about the user in step l , given by the mutual information in (29). This mutual information expression can be further worked out as

$$\begin{aligned} I(R; \phi | R_1^{l-1}, \{\mathbf{x}_1^{\text{ref}}, \mathbf{x}_1^{\text{alt}}\}^{l-1}, \{\mathbf{x}^{\text{ref}}, \mathbf{x}^{\text{alt}}\}) &\approx \\ H(R | \mathcal{D}^{l-1}, \{\mathbf{x}^{\text{ref}}, \mathbf{x}^{\text{alt}}\}) - \mathbb{E}_{q_l(\phi)} \left[H(R | \phi, \{\mathbf{x}^{\text{ref}}, \mathbf{x}^{\text{alt}}\}) \right]. \end{aligned} \quad (42)$$

Recall that our main goal is, in fact, inference of the location parameter in the user model. Therefore, we decided to treat the sensitivity parameter as a nuisance parameter. In this case, we have to modify the objective, given above, by integrating out the sensitivity parameter and, hence, arrive at the following expression:

$$\begin{aligned} I(R; \boldsymbol{\alpha} | R_1^{l-1}, \{\mathbf{x}_1^{\text{ref}}, \mathbf{x}_1^{\text{alt}}\}^{l-1}, \{\mathbf{x}^{\text{ref}}, \mathbf{x}^{\text{alt}}\}) \\ \approx H(R | \mathcal{D}^{l-1}, \{\mathbf{x}^{\text{ref}}, \mathbf{x}^{\text{alt}}\}) \\ - \mathbb{E}_{q_l(\boldsymbol{\alpha})} \left[H(\mathbb{E}_{q_l(\boldsymbol{\gamma} | \boldsymbol{\alpha})} [R | \boldsymbol{\alpha}, \boldsymbol{\gamma}, \{\mathbf{x}^{\text{ref}}, \mathbf{x}^{\text{alt}}\}]) \right]. \end{aligned} \quad (43)$$

Then, since our joint approximate posterior is Gaussian, which first and second moments can be written as

$$\boldsymbol{\mu}_{\phi,l} = \begin{bmatrix} \boldsymbol{\mu}_{\alpha,l} \\ \boldsymbol{\mu}_{\gamma,l} \end{bmatrix}, \quad \Sigma_{\phi,l} = \begin{bmatrix} \Sigma_{\alpha,l} & \Sigma_{\alpha\gamma,l} \\ \Sigma_{\gamma\alpha,l} & \Sigma_{\gamma,l} \end{bmatrix}, \quad (44)$$

the approximate marginal $q_l(\boldsymbol{\alpha})$ is also Gaussian

$$q_l(\boldsymbol{\alpha}) = \mathcal{N}(\boldsymbol{\alpha} | \boldsymbol{\mu}_{\alpha,l}, \Sigma_{\alpha,l}), \quad (45)$$

and so the conditional distributions $q_l(\boldsymbol{\gamma} | \boldsymbol{\alpha})$, which expectation and covariance are given, according to the Markov–Gauss theorem, by

$$\boldsymbol{\mu}_{\boldsymbol{\gamma} | \boldsymbol{\alpha}, l} = \boldsymbol{\mu}_{\boldsymbol{\gamma}, l} + \Sigma_{\boldsymbol{\gamma}\boldsymbol{\alpha}, l} \Sigma_{\boldsymbol{\alpha}, l}^{-1} (\boldsymbol{\alpha} - \boldsymbol{\mu}_{\boldsymbol{\alpha}, l}) \quad (46)$$

$$\Sigma_{\boldsymbol{\gamma} | \boldsymbol{\alpha}, l} = \Sigma_{\boldsymbol{\gamma}, l} - \Sigma_{\boldsymbol{\gamma}\boldsymbol{\alpha}, l} \Sigma_{\boldsymbol{\alpha}, l}^{-1} \Sigma_{\boldsymbol{\alpha}\boldsymbol{\gamma}, l}. \quad (47)$$

Observe that decomposition of (43) allows for easier computation of the mutual information, since the entropy terms are binary entropy functions, defined by $h(p) \triangleq -p \log_2 p - (1-p) \log_2 (1-p)$. Furthermore, we approximate the integrals by the sums and calculate the entropy terms in (43) as follows

$$\begin{aligned} H(R | \mathcal{D}^{l-1}, \{\mathbf{x}^{\text{ref}}, \mathbf{x}^{\text{alt}}\}) \\ = h(p(r | \mathcal{D}^l, \{\mathbf{x}^{\text{ref}}, \mathbf{x}^{\text{alt}}\})) \\ = h\left(\int p(r | \phi, \{\mathbf{x}^{\text{ref}}, \mathbf{x}^{\text{alt}}\}) \cdot p(\phi | \mathcal{D}^{l-1}) d\phi\right) \\ \approx h\left(\sum_{\{\phi_m\}_{m=1}^M \sim q_l(\phi)} \frac{\Phi(\nu(\phi_m)) \cdot \mathcal{N}(\phi_m | \boldsymbol{\mu}_{\phi,l}, \Sigma_{\phi,l})}{\sum_{m=1}^M \mathcal{N}(\phi_m | \boldsymbol{\mu}_{\phi,l}, \Sigma_{\phi,l})}\right), \end{aligned} \quad (48)$$

where $\nu(\phi_m) \triangleq f(\mathbf{x}^{\text{ref}}; \phi_m) - f(\mathbf{x}^{\text{alt}}; \phi_m)$ and

$$\begin{aligned} \mathbb{E}_{q_l(\boldsymbol{\alpha})} \left[H(\mathbb{E}_{q_l(\boldsymbol{\gamma} | \boldsymbol{\alpha})} [R | \boldsymbol{\alpha}, \boldsymbol{\gamma}, \{\mathbf{x}^{\text{ref}}, \mathbf{x}^{\text{alt}}\}]) \right] \\ \approx \sum_{\{\boldsymbol{\alpha}_m\}_{m=1}^M \sim q_l(\boldsymbol{\alpha})} \frac{\mathcal{N}(\boldsymbol{\alpha}_m | \boldsymbol{\mu}_{\alpha,l}, \Sigma_{\alpha,l})}{\sum_{m=1}^M \mathcal{N}(\boldsymbol{\alpha}_m | \boldsymbol{\mu}_{\alpha,l}, \Sigma_{\alpha,l})} \\ \cdot h\left(\sum_{\{\boldsymbol{\gamma}_{m'}\}_{m'=1}^{M'} \sim q_l(\boldsymbol{\gamma} | \boldsymbol{\alpha}_m)} \Phi(\nu(\boldsymbol{\alpha}_m, \boldsymbol{\gamma}_{m'})) \cdot \frac{\mathcal{N}(\boldsymbol{\gamma}_{m'} | \boldsymbol{\mu}_{\boldsymbol{\gamma} | \boldsymbol{\alpha}, l}, \Sigma_{\boldsymbol{\gamma} | \boldsymbol{\alpha}, l})}{\sum_{m'=1}^{M'} \mathcal{N}(\boldsymbol{\gamma}_{m'} | \boldsymbol{\mu}_{\boldsymbol{\gamma} | \boldsymbol{\alpha}, l}, \Sigma_{\boldsymbol{\gamma} | \boldsymbol{\alpha}, l})}\right), \end{aligned} \quad (49)$$

where $\nu(\boldsymbol{\alpha}_m, \boldsymbol{\gamma}_{m'})$ is defined in a similar way as above, but with expanded parameters, see also (14).

Next, the generative agent distribution for the trials is given by

$$\begin{aligned} p_l^a &= \delta(\mathbf{x}_l^{\text{ref}} - \mathbf{x}_{l-1}^{\text{alt}})^{r_{l-1}} \\ &\cdot \delta(\mathbf{x}_l^{\text{ref}} - \mathbf{x}_{l-1}^{\text{ref}})^{1-r_{l-1}} \cdot \mathcal{N}(\mathbf{x}_l^{\text{alt}} | \boldsymbol{\mu}_{\alpha,l}, \Sigma_{\alpha,l}). \end{aligned} \quad (50)$$

Therefore, generating trials from this distribution is equivalent to setting

$$\mathbf{x}_l^{\text{ref}} = (\mathbf{x}_{l-1}^{\text{alt}})^{r_{l-1}} \cdot (\mathbf{x}_{l-1}^{\text{ref}})^{1-r_{l-1}} \quad (51)$$

and generating an alternative proposal according to

$$\mathbf{x}_l^{\text{alt}} \sim \mathcal{N}(\mathbf{x}_l^{\text{alt}} | \boldsymbol{\mu}_{\alpha,l}, \Sigma_{\alpha,l}). \quad (52)$$

Finally, given the expressions above, the trial design constitutes generating a pool of alternative proposals, using (52), calculating mutual information terms for the resulting trials, using (48) and (49), and selecting the alternative that corresponds to the highest mutual information term. This procedure is also given in Alg. 1, where $\text{MI}(\cdot)$ is computed, using (48) and (49).

Our learning procedure can be summarized as a sequential process of trials and user model inferences, with

Algorithm 1: Trial design

Data:

- $q_{l-1}(\phi)$ – approximate posterior after $l-1$ interactions
- $\{\mathbf{x}_{l-1}^{\text{ref}}, \mathbf{x}_{l-1}^{\text{alt}}\}$ – trial at $l-1$ -th interaction
- r_{l-1} – reply to $l-1$ -th trial
- M, M' – number of Monte-Carlo samples
- N – number of samples for alternative proposal generation

Result:

- $\{\mathbf{x}_l^{\text{ref}}, \mathbf{x}_l^{\text{alt}}\}$ – new trial
- D_l – system uncertainty or weighted individual KL-divergence of l -th step

```

1  $\mathbf{x}_l^{\text{ref}} \leftarrow (\mathbf{x}_{l-1}^{\text{alt}})^{r_{l-1}} \cdot (\mathbf{x}_{l-1}^{\text{ref}})^{1-r_{l-1}}$ ;
2  $\mathbf{x}_l^{\text{alt}} \leftarrow \text{Sample}(q_{l-1}(\phi))$ ;
3  $D_l \leftarrow \text{MI}(M, M', q_{l-1}(\phi), \mathbf{x}_l^{\text{alt}}, \mathbf{x}_l^{\text{ref}})$ ;
4 for  $i \leftarrow 1$  to  $N-1$  do
5    $\mathbf{x}_l^{\text{alt}} \leftarrow \text{Sample}(q_{l-1}(\phi))$ ;
6    $D \leftarrow \text{MI}(M, M', q_{l-1}(\phi), \mathbf{x}_l^{\text{alt}}, \mathbf{x}_l^{\text{ref}})$ ;
7   if  $D_l < D$  then
8      $\mathbf{x}_l^{\text{alt}} \leftarrow \mathbf{x}_l^{\text{alt}}$ ;
9      $D_l \leftarrow D$ 
10  end
11 end

```

the stopping criterion, determined by convergence of the normalized weighted KL-divergence, in a sense that convergence is achieved, when uncertainty reduction becomes smaller than some small predefined δ . The learning procedure is also provided as a pseudo-code in Alg. 2. There $\text{MH}(\cdot)$ is computed using the MH-sampling according to the model, given by (38)-(39), followed by calculations in (40) and (41).

6 SIMULATION RESULTS

In this section, we present simulation results for user preference learning. The user model is given by Def. 2.1, where two HA parameters have to be learned. We also simulate user responses by sampling them according to the user model, in order to create the whole interaction cycle of the HA system, see Fig. 1. In our simulations, we know the true values of the user preference function, and our goal is to investigate a number of aspects of the proposed approach. First, we are interested to show feasibility of learning the true preferences by showing that estimated user preferences for HA parameters converge to the true user preferences for a simulated user. Moreover, since, in practice, user preferences are unknown, our goal is to validate that agent user uncertainty provides a good metric for performance monitoring of user preference learning. As a benchmark, we use root-mean-squared error (RMSE), that can be used when the true preference is known.

The numerical experiments were implemented in Julia 1.3 [13], where probabilistic modeling was realized in probabilistic programming language (PPL), using the Turing.jl 0.14.10 package [14]. In particular, Turing.jl was used to

Algorithm 2: Learning procedure

Data:

- $q_0(\phi)$ – model prior
- $\{\mathbf{x}_1^{\text{ref}}, \mathbf{x}_1^{\text{alt}}\}$ – initial trial
- r_1 – reply to the initial trial
- M, M' – number of Monte-Carlo samples

Result:

- $q(\phi)$ – user model parameter distribution
- $\mathbb{E}_q(\alpha)$ – optimal HA parameter estimate
- D – remaining system uncertainty

```

1  $l \leftarrow 0$ ;
2  $D_l \leftarrow \infty$ ;
3  $D \leftarrow 0$ ;
4 while  $D_l > l\delta$  do
5    $l \leftarrow l + 1$ ;
6    $\{\mathbf{x}_l^{\text{ref}}, \mathbf{x}_l^{\text{alt}}\}, D_l \leftarrow$ 
7      $\text{TrialDesign}(q_{l-1}(\phi), \{\mathbf{x}_{l-1}^{\text{ref}}, \mathbf{x}_{l-1}^{\text{alt}}\}, r_{l-1})$ ;
8    $D \leftarrow D + D_l$ ;
9    $r_l \leftarrow \text{Trial}(\{\mathbf{x}_l^{\text{ref}}, \mathbf{x}_l^{\text{alt}}\})$ ;
10   $q_l(\phi) \leftarrow \text{MH}(M, \boldsymbol{\mu}_{\phi, l-1}, \Sigma_{\phi, l-1}, \{\mathbf{x}_l^{\text{ref}}, \mathbf{x}_l^{\text{alt}}\}, r_l)$ 
11 end
12  $q(\phi) \leftarrow q_l(\phi)$ ;
13  $\mathbb{E}_q(\alpha) \leftarrow \boldsymbol{\mu}_{\alpha, l}$ ;
14  $D \leftarrow D/l$ ;

```

implement the Monte-Carlo sampling method in Alg. 2. We used a desktop computer with Intel i7 CPU Core and 32 GB of RAM. Under these conditions, one interaction step took about 1.05 sec.

Fig. 2 shows the true optimal parameters, their estimates and the proposals, generated by our agent together with the estimated parameter distribution. Note that as more and more data becomes available, the posterior distribution converges and become very dense around the optimum, and thus the proposals would eventually coincide with or become very close to the true optimum. At the early stage of learning, though, the proposals need not be close to the optimum. At this stage, the exploration process is dominating, where the agent generates proposals that aim at largest reduction of the uncertainty about a user. Indeed, looking at Fig. 2, we see that the alternative proposals at the beginning of the learning process are spread further away from the estimated distribution mean than at the later stages of learning. In general, we see that the learning procedure of the optimum user preferences converges quickly to the true optimum. Moreover, if we look at RMSE and the agent uncertainty about the user, which we shortly call here remaining system uncertainty (RSU), we see that both RMSE and RSU decrease with time, showing quick learning performance of our approach. We run the simulations for 30 interactions, but we see that a good estimate can be achieved with less than 20 interactions. While RSU follows the trend of RMSE, we see that RMSE is more sensitive to inconsistencies in the point estimator. RSU is smoother, since it is a functional of the user response distribution. Moreover, as a functional, it provides more information about the

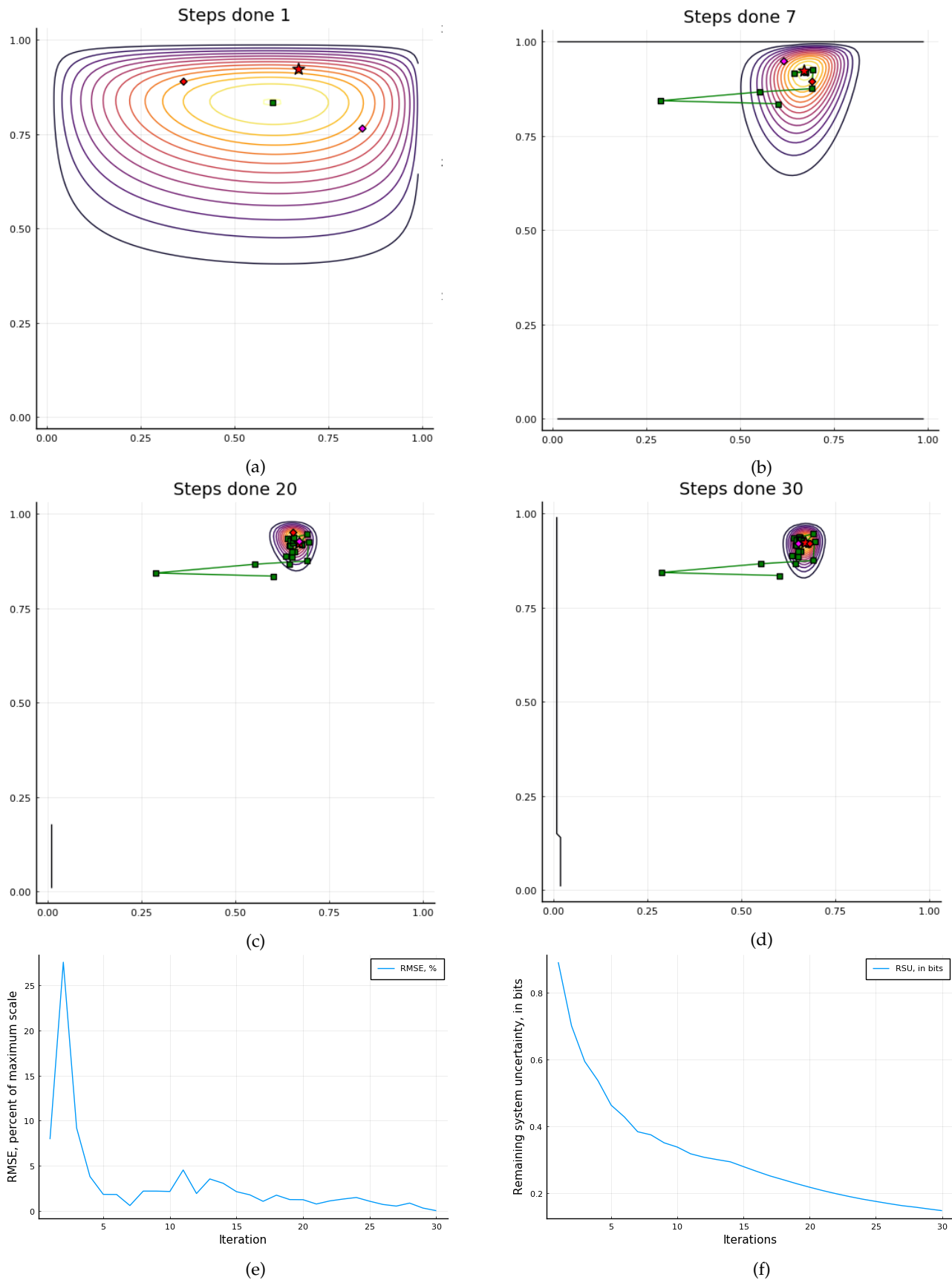


Fig. 2: The inferred HA parameter distribution after 1, 7, 20 and 30 interactions in (a)-(d) and the corresponding RMSE, in (e), and RSU, in (f). The red star denotes the true preference, green dots and connecting lines denote the trajectory of the preference estimates before each interaction, the red dot corresponds to the current user preference from the last trial and the magenta dot to the alternative proposal.

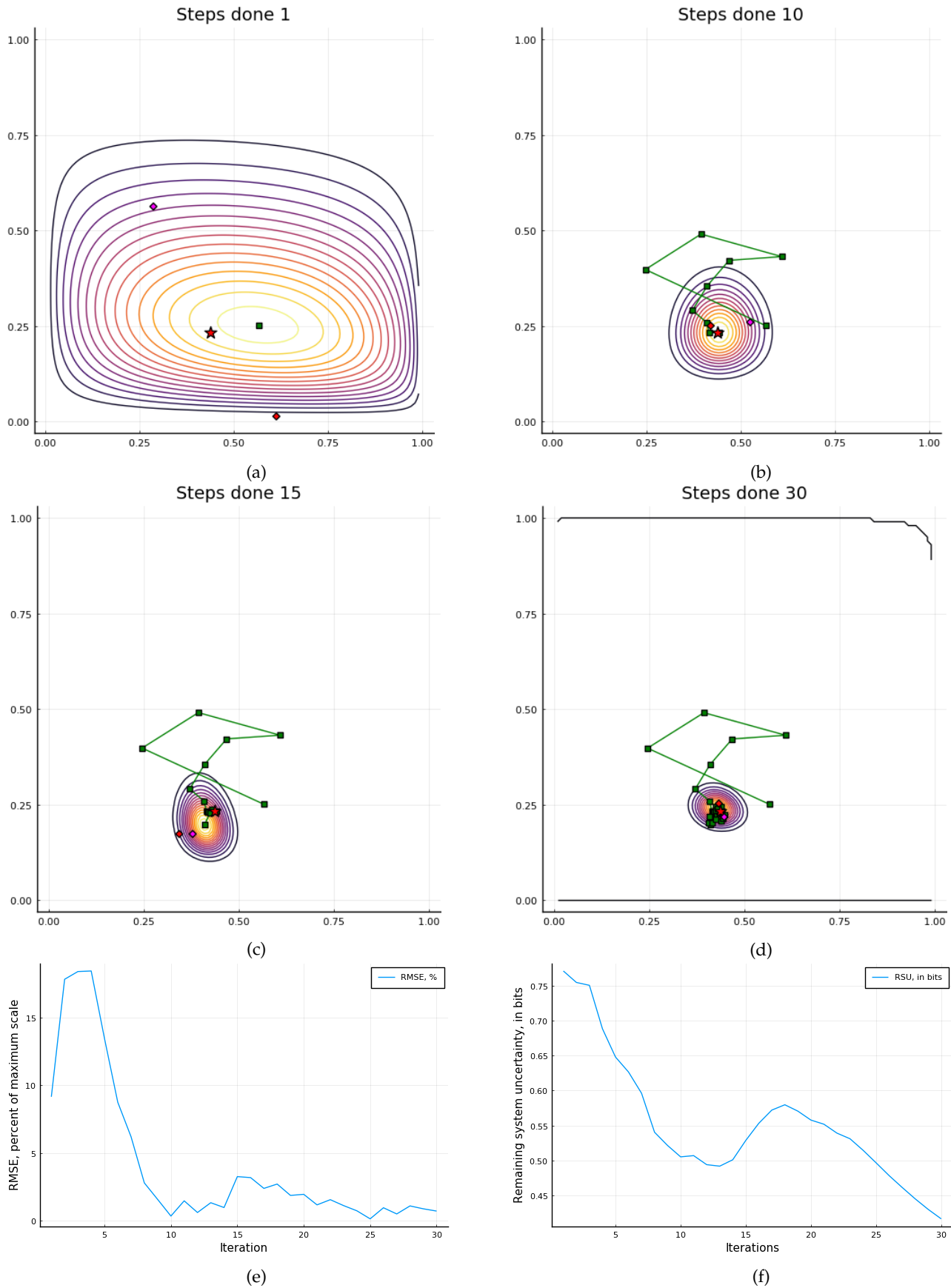


Fig. 3: The inferred HA parameter distribution after one, 10, 15 and 30 interactions, in (a)-(d), and the corresponding RMSE, in (e), and RSU, in (f). Notations in (a)-(d) are the same as in Fig. 2

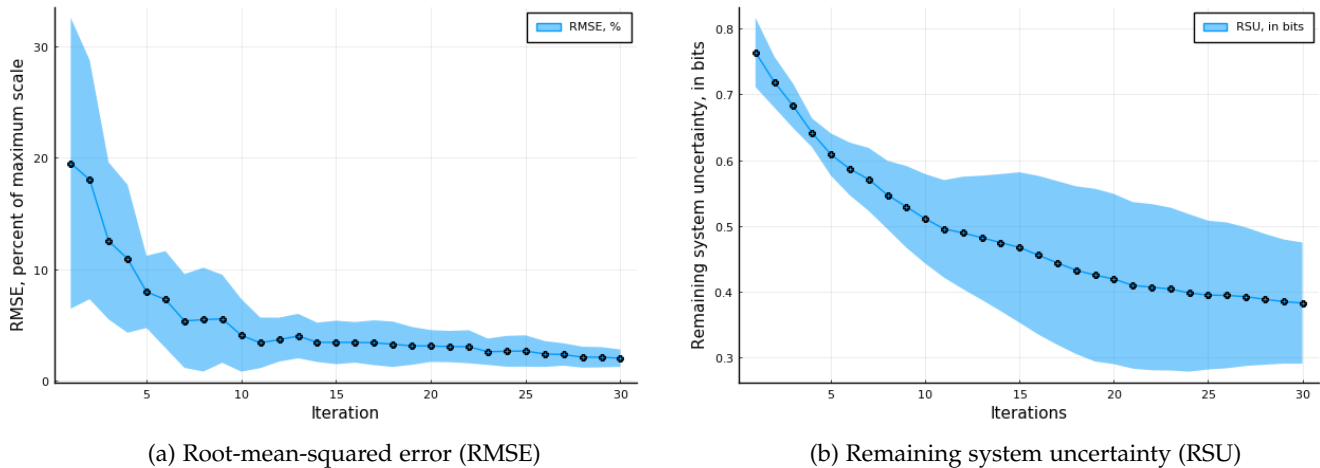


Fig. 4: RMSE and RSU with 1σ confidence intervals

learning behavior than a point estimator. Observe that, in Fig. 3, RSU goes up in situations when the user becomes less consistent in his responses, but in the end stabilizes as the responses become more reliable and, consequently, the distribution estimate becomes better. This demonstrates that RSU can efficiently be used to monitor the preference learning performance in the field.

Statistical behavior of the performance metrics, RMSE and RSU, is shown in Fig. 4a and Fig. 4b, respectively. These results were obtained by simulating the learning procedure $T = 10$ times, where each time a new true user preference was selected at random, and simulating $n = 30$ interactions in each learning cycle.

7 DISCUSSIONS AND CONCLUSIONS

In this paper, we have studied the problem of active preference learning using pairwise comparison in the context of HA applications. The presented results, however, are generic and not only limited to HA applications. We have modeled the HA system as two interacting sub-systems, one representing a user with his preferences for HA parameters and another one representing the agent that guides the learning process by offering informative trials. In order to monitor the learning behavior and realize the agent strategy for obtaining efficient data from interactions with a user, we have proposed to use the weighted normalized information divergence. This divergence characterizes the agent uncertainty about the user. Simulation results show that this weighted normalized information divergence can be used to monitor the learning behavior of the agent in practice, when the true user preference is unknown. Moreover, we also see that the agent trial generation, based on this metric, results in quick reduction of the search space for the optimal user parameter preferences and their accurate estimation.

Our work has a close connection to universal prediction, as well as universal source coding. Here, however, our goal, when assigning a predictive distribution, is user model quality evaluation. Moreover, the problem we study relates to the active inference problem, see e.g. [15]. However, we take somewhat different approach at learning. Instead of putting a focus on designing trials that minimize uncertainty about (future) user responses and thus aiming at

supporting the current estimates, we look at the trials that result in the largest uncertainty in the user response and solicit responses to correct the estimate and resolve the uncertainty. Approximate inference, i.e., ADF, plays a role in our work, when we infer the parameters of the user preference function, given actively generated and observed data.

REFERENCES

- [1] G. Keidser, H. Dillon, M. Flax, T. Ching, and S. Brewer, "The nln2 prescription procedure," *Audiology Research*, vol. 1, 2011.
- [2] M. Cox and B. de Vries, "A parametric approach to bayesian optimization with pairwise comparisons," in *NIPS Workshop on Bayesian Optimization (BayesOpt 2017)*, December 9, 2017, Long Beach, USA, 2017.
- [3] N. S. Jensen, O. Hau, J. B. B. Nielsen, T. B. Nielsen, and S. V. Legarth, "Perceptual effects of adjusting hearing-aid gain by means of a machine-learning approach based on individual user preference," *Trends in Hearing*, vol. 23, 2019.
- [4] E. Brochu, V. M. Cora, and N. de Freitas, "A tutorial on Bayesian optimization of expensive cost functions, with application to active user modeling and hierarchical reinforcement learning," 2010.
- [5] N. Merhav and M. Feder, "Universal prediction," *IEEE Transactions on Information Theory*, vol. 44, no. 6, 1998.
- [6] W. R. Ashby, "The measurement of values. By L. L. Thurstone. University of Chicago Press, Chicago, 1959. Pp. 322." *Journal of Mental Science*, vol. 105, no. 441, pp. 1127–1127, Oct. 1959, publisher: Cambridge University Press.
- [7] T. M. Cover and E. Ordentlich, "Universal portfolios with side information," *IEEE Transactions on Information Theory*, vol. 42, no. 2, pp. 348–363, 1996.
- [8] T. Matsushima, H. Inazumi, and S. Hirasawa, "A class of distortionless codes designed by bayes decision theory," *IEEE Transactions on Information Theory*, vol. 37, no. 5, pp. 1288–1293, 1991.
- [9] N. Merhav and M. Feder, "A strong version of the redundancy-capacity theorem of universal coding," *IEEE Transactions on Information Theory*, vol. 41, no. 3, pp. 714–722, 1995.
- [10] M. Feder and N. Merhav, "Hierarchical universal coding," *IEEE Transactions on Information Theory*, vol. 42, no. 5, pp. 1354–1364, 1996.
- [11] M. Opper, *A Bayesian approach to on-line learning*. USA: Cambridge University Press, 1999, p. 363–378.
- [12] S. Solla and O. Winther, *Optimal erception learning: as online Bayesian approach*. USA: Cambridge University Press, 1999, p. 379–398.
- [13] J. Bezanson, A. Edelman, S. Karpinski, and V. B. Shah, "Julia: A fresh approach to numerical computing," *SIAM review*, vol. 59, no. 1, pp. 65–98, 2017. [Online]. Available: <https://doi.org/10.1137/141000671>

- [14] H. Ge, K. Xu, and Z. Ghahramani, "Turing: a language for flexible probabilistic inference," in *International Conference on Artificial Intelligence and Statistics, AISTATS 2018, 9-11 April 2018, Playa Blanca, Lanzarote, Canary Islands, Spain, 2018*, pp. 1682–1690. [Online]. Available: <http://proceedings.mlr.press/v84/ge18b.html>
- [15] K. Friston, "The free-energy principle: A rough guide to the brain?" *Trends in Cognitive Sciences*, vol. 13, no. 7, pp. 293–301, 2009.



Tanya Ignatenko (S'06-M'08) was born in Minsk, Belarus, in 1978. She received the M.Sc. degree in applied mathematics from Belarusian State University, Minsk, in 2001. She received the P.D.Eng. and Ph.D. degrees from Eindhoven University of Technology, Eindhoven, The Netherlands, in 2004 and 2009, respectively.

From 2008 till 2010, she was a postdoctoral researcher at Eindhoven University of Technology; from 2011 till 2013, she was a research scientist at Philips Research Laboratories, and from 2013 till 2018 she was an assistant professor at the Electrical Engineering Department, Eindhoven University of Technology. Currently she is a senior research scientist in the R&D Global Research, GN Group. Her research contributions and interests are in the areas of Bayesian learning, information theory, and biometric and physical-layer system privacy and security.

Dr. Ignatenko is a recipient of the 2011 IEEE Signal Processing Society Best Paper Award for the paper "Biometric Systems: Privacy and Security Aspects;" she also received two conference Best Paper Awards in 2009 and 2014. Dr. Ignatenko served as Associate Editor for IEEE Transactions on Information Forensic and Security (2015-2018). She has published more than 50 journal, conference papers and book chapters. She holds a number of patents.



Kirill Kondrashov received his MSc (2012) and Ph.D. (2017) degrees from Bauman Moscow State Technical University (BMSTU). From 2012 to 2016, aside from being a postdoctoral researcher in BMSTU, he worked as an algorithm designer and embedded software developer with machine learning and target tracking focus. Later, he grew to a senior embedded software developer in the field of measurement devices within Prodim International B.V. (the Netherlands, 2016-2018).

Currently, he is a research scientist in the R&D Global Research, GN Group. His research interests center around the development and application of machine learning, target tracking, and embedded software design.



Marco Cox received his MSc degree (2014) in Electrical Engineering from Eindhoven University of Technology (TU/e). He currently is a PhD student at the department of Electrical Engineering at TU/e working in the field of Bayesian machine learning for signal processing systems. Since 2018 he is also a consultant for the R&D Global Research, GN Group.



Bert de Vries (M'85) received MSc (1986) and PhD (1991) degrees in Electrical Engineering from Eindhoven University of Technology (TU/e) and the University of Florida, respectively. From 1992 until 1999 he worked at Sarnoff Research Center in Princeton (NJ), where he contributed to research projects over a wide range of signal and image processing topics such as word spotting, financial market prediction and breast cancer detection from mammograms. Since April 1999 he has been employed in the hearing aids industry (currently at GN Hearing), both as a Principal Scientist and as a Research Manager. Since January 2012 he is also a (part-time) Professor at the Signal Processing Systems Group at TU/e, where he directs the BIASlab team that conducts research on developing Bayesian machine learning techniques for efficient tuning of hearing aids.