

# Non-Compression Auto-Encoder for Detecting Road Surface Abnormality via Vehicle Driving Noise

YeongHyeon Park\* and JongHee Jung\*

\*SK Planet Co., Ltd.  
{yeonghyeon, jonghee.jung}@sk.com

**Keywords:** Anomaly Detection, Auto-Encoder, Non-Compression, Road Safety, Vehicle Noise

## Abstract

Road accident can be triggered by wet road because it decreases skid resistance. To prevent the road accident, detecting road surface abnormality can be helpful. In this paper, we propose the deep learning based cost-effective real-time anomaly detection architecture, naming with non-compression auto-encoder (NCAE). The proposed architecture can reflect forward and backward causality of time series information via convolution operation. Moreover, the above architecture shows higher anomaly detection performance of published anomaly detection model via experiments. We conclude that NCAE is a cutting-edge model for road surface anomaly detection.

## 1 Introduction

Comprehending the road surface status is highly helpful for preventing car accidents. In prior research, Hall et al. have shown the wet-weather not only increases water film thickness of the road but also reduces friction coefficient between tire and surface [1]. The above means vehicle can be slip on road by lower friction surface also same meaning as lower skid resistance.

In another report, CM McGovern et al. have analysed that the more than 20% and 35% road accidents occurred during wet weather than dry weather at the Virginia and New York respectively [2]. Based on the above, recognizing the dangers during driving on the road can be the best way to prevent and respond to an accident. Thus, we propose a deep learning based anomaly detection method that assists people to more accurately recognize the road surface status.

## 2 Related work

Aggregating the time information helps to generate meaningful result for handling time series data. As an effort for example through neural networks, there is a causal reflection model as known as recurrent neural network (RNN) [3].

The advanced researches for processing time series information, there are two types of neural network are exists. One

of them is RNN based model and the other one is based on convolutional neural networks (CNN). For example, FARED and HP-GAN are developed based on RNN and CNN respectively for anomaly detection of time series data [4, 5].

In the prior researches have shown deep learning based state-of-the-art anomaly detection models. The FARED achieved the highest level of area under receiver operating characteristic curve (AUROC) of anomaly detection in surface mounted device assembly machine [4]. The above model, FARED, is a proper example of reflecting the causality of time series information using RNN.

However, FARED can reflects causality only forward way because it does not consider the bidirectional method for model construction [6]. The reason for not considering bidirectional RNN, it highly increases time consumption of training and testing process based on the complexity, including depth of layers, of the neural network.

For easing the above limitation, CNN can be considered for constructing neural network architecture as shown in HP-GAN case [5]. The convolutional filter sliding on the input data and aggregating the spatial information for generating result. The other case in the above process, when the input data includes time series information, the convolutional filter aggregates and reflects the time information at generating output. Moreover, convolutional filter can reflect forward and backward causality without any settings such as considering bidirectional method.

## 3 Proposed approach

We propose the CNN-based anomaly detection model in this section. Also, we consider the lightweight architecture for real-time processing because delayed information does not help for preventing accident.

Prior research, CNN based time series anomaly detection, uses encoder-decoder architecture. Encoder compresses the input data to latent space with lower dimension, and decoder reconstruct them to higher original input dimension. The limitation of the above method is that requires more complex of neural network architecture. Because the ability to encode the input into elaborate low-dimensional vectors and the ability to elaborately restore the encoded information back to its original dimension is likely to be superior as the model size increases.

Thus, we adopt non-compressional method than the compression and reconstruction structure as shown in Figure 1.

Correspondence author: yeonghyeon@sk.com

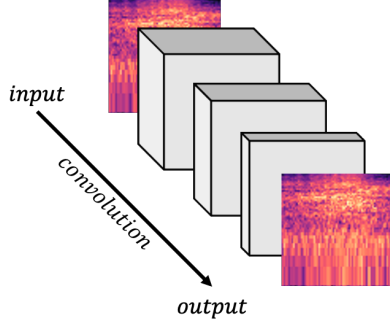


Figure 1. Architecture of the non-compressed auto-encoder.

We named the above CNN-based generative neural network as non-compression auto-encoder (NCAE). The NCAE has only transition process from input to output, not encoding and decoding process. According to the above method, there is no need to complicate the neural network architecture in order to perform the encoding and decoding elaborately, and the time consumption for training and testing can be shortened.

## 4 Experiments

In this section, we present the dataset and experimental results for proving the validity of proposed model NCAE.

### 4.1 Dataset

First of all, we have collect the dataset of vehicle driving noise at Yongin-Seoul expressway with two weather condition, dry and wet. We collect the data to each condition as 20 minute and we split them to training and test set. Figure 2 shows the data collecting environment.



Figure 2. Environment for collecting the dataset. Each figure shows the microphone and road sequentially.

### 4.2 Anomaly detection

We use two models, FARED and NCAE, for experiment in this paper. In order to create a lightweight model, we limit the number of layers as 3 to construct the above two models. Other CNN-based generative models, including HP-GAN, are excluded from the experiment due to the use of the encoder-decoder structure as described in Section 2. For comparing the performance, we conduct Monte Carlo estimation to FARED and NCAE with various hyperparameter [8].

We use preprocessing method, including MFCC feature extraction, already presented in prior research [4]. We set the noise of dry condition as a normal data, and wet condition as a

abnormal data. For detecting abnormality, we conduct training the two generative neural network, FARED and NCAE, with the normal data, and conduct validation process with normal and abnormal data. The loss function for optimization is Euclidean distance between the input and the output of the neural network. We decide the decision boundary  $\theta$  as  $\mu$  and  $\sigma$  from the training data and loss function referring to Tukey's fences [7], as shown in 1.

$$\theta = \mu + (1.5 * \sigma) \quad (1)$$

Table 1. Measured performance of experiment for comparing between FARED [4] and NCAE. Each performance is provided with a mean  $\pm$  standard deviation form.

Model	AUROC	Time Consumption
FARED	$0.95566 \pm 0.03351$	$0.02590 \pm 0.00105$
NCAE	$0.99582 \pm 0.00947$	$0.00867 \pm 0.00012$

The measured performance is presented in Table 1. AUROC and time consumption are used as indicator for comparing the performance. The higher mean and lower standard deviation represent the higher anomaly detection performance (or higher time efficiency) and higher stability respectively.

Referring to Table 1, NCAE shows 4.20% higher anomaly detection performance and 2.99 times faster computation. Also, the standard deviation of NCAE to two performance indicator is lower than FARED, that means NCAE works more stably.

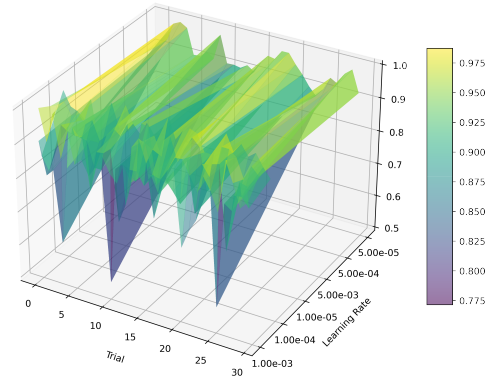


Figure 3. Surface of AUROC of FARED [4]. Because of the adjustable hyperparameter of FARED is learning rate only, the only one AUROC surface is generated.

We also present the measured AUROC for each hyperparameter with surface form in Figures 3 and 4. In figures 3, surface of the FARED has more fluctuated form for overall space. More fluctuation form represents that lower stability for each hyperparameter and Monte Carlo trial.

Also, the AUROC surface of the NCAE shows fluctuated form but it shows less fluctuation in high performance condition in Figure 4. For summarizing, the stability of NCAE in hyperparameter tuning relatively high to the FARED, and NCAE shows relatively consistent performance in an appropriate hyperparameter such as shown in learning rate at  $1e-3$ .

Moreover, the advance of using NCAE that adjustable hyperparameters are diverser than FARED. For example, NCAE can additionally use the kernel size as a hyperparameter as shown in this section.

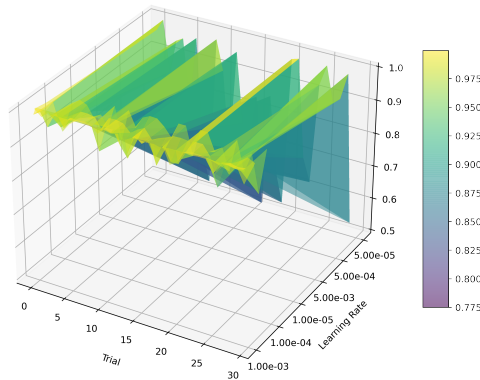


Figure 4. Surface of AUROC of NCAE. Surface of AUROC of NCAE. The diverse surfaces are generated after training NCAE but only shows case the kernel size of 3, because surfaces in the other kernel size show the same context.

## 5 Conclusion

We experimentally demonstrated cutting-edge anomaly detection performance of our NCAE on the road surface via vehicle driving noise. Proposed model, NCAE, beyonds the anomaly detection performance and time efficiency of FARED (4.20% higher AUROC and 2.99 times faster). We also present the stability of NCAE is higher than FARED. Thus, we finally conclude that NCAE offers a cutting-edge architecture for road surface anomaly detection via driving noise.

## Acknowledgements

We are grateful to all the members of our team and to SK Planet Co., Ltd., who have supported this research, not only via data collection, but also by providing equipment for the experiment.

## References

- [1] Hall, JW, Smith, Kelly L, Titus-Glover, Leslie, Wambold, James C, Yager, Thomas J, Rado, Zoltan. Guide for pavement friction. *Final Report for NCHRP Project 2009*, 1: 43.
- [2] McGovern, Colleen M and Rusch, Peter F and Noyce, David A and others. State Practices to Reduce Wet Weather Skidding Crashes. *United States. Federal Highway Administration. Office of Safety* 2011.
- [3] Mikolov, Tomáš and Karafiát, Martin and Burget, Lukáš and Černocký, Jan and Khudanpur, Sanjeev, Recurrent neural network based language model. *Eleventh annual conference of the international speech communication association* 2010.
- [4] Park, YeongHyeon and Yun, Il Dong. Fast adaptive RNN encoder-decoder for anomaly detection in SMD assembly machine. *Sensors* 2018, 18(10): 3573.
- [5] Park, YeongHyeon, Won Seok Park, and Yeong Beom Kim. Anomaly detection in particulate matter sensor using hypothesis pruning generative adversarial network. *ETRI Journal* 2020.
- [6] M. Schuster and K. K. Paliwal, Bidirectional recurrent neural networks. *IEEE transactions on Signal Processing* 1997, 45(11): 2673-2681.
- [7] Kroese, Dirk P. and Brereton, Tim and Taimre, Thomas and Botev, Zdravko I. Why the Monte Carlo method is so important today. *Wiley Interdisciplinary Reviews: Computational Statistics* 2014, 6(6): 386-392.
- [8] Tukey, John W. Exploratory data analysis. *Reading, Mass* 1977, 2.