

Privacy-preserving Identity Broadcast for Contact Tracing Applications

Jahangir Ali

School of Computer Science and Technology
University of Bedfordshire
jahangir.ali@study.beds.ac.uk

Vladimir Dyo

School of Computer Science and Technology
University of Bedfordshire
vladimir.dyo@beds.ac.uk

Abstract—Wireless Contact tracing has emerged as an important tool for managing the COVID-19 pandemic and relies on continuous broadcasting of a person’s presence using Bluetooth Low Energy beacons. The limitation of current contact tracing systems is that a reception of a *single* beacon is sufficient to reveal the user identity, potentially exposing users to malicious trackers installed along the roads, passageways, and other infrastructure. In this paper, we propose a method based on Shamir secret sharing algorithm, which lets mobile nodes reveal their identity only after a certain predefined contact duration, remaining invisible to trackers with short or fleeting encounters. Through data-driven evaluation, using a dataset containing 18 million BLE sightings, we show that the method drastically reduces the privacy exposure. Finally, we implemented the approach on Android phones to demonstrate its feasibility and measure performance for various network densities.

Index Terms—Contact tracing, Privacy, Bluetooth Low Energy, Internet of Things, Covid-19

I. INTRODUCTION

CONTACT tracing has emerged as an essential tool for breaking the chain of coronavirus infections and containing the COVID-19 pandemics. While many countries around the world have been adopting contact tracing apps, user exposure to continuous tracking has raised numerous privacy concerns [1]. The potential loss of privacy can discourage users from using the apps for fear of abuse or discrimination. Moreover, as per current Center of Disease Control (CDC) guidelines [2], the close contact is defined as a cumulative total of 15 minutes within 6 feet within 24 hours, however many contact tracing applications can identify user identity from a single beacon sighting, which exposes a user to unwanted tracking.

In response to the pandemic, Google and Apple developed a Bluetooth-based contact tracing protocol based on DP-3T [3]. The protocol provides location privacy by randomizing identifiers using a pseudorandom number generator seeded by daily seed that is kept secret unless the user decides to share it in case of infection. Once the daily seed is shared, it is used by other users to recreate the same sequence of IDs to check if and when they have been in contact with the infected person. However, the approach has two well-documented limitations. Firstly, revealing the daily key allows other users to reconstruct all daily identifiers for that day, and therefore exposes the infected user to tracking throughout

an entire day by Bluetooth devices that passively log all transmissions. This could potentially lead to revealing infected users’ daily trajectory or a location of his or her home or office [4]. Secondly, the identity of an infected user becomes known not only to people who have been in direct continuous contact with the infected person, but also any Bluetooth devices that have had a fleeting encounter with the person.

In our recent work, [4] we proposed a cross-hashing method, where infected users share a hash computed from a chain of sequential randomized beacons, rather than their daily seeds. This effectively enforces the minimum contact duration as nearby users need to stay around for long enough to receive and compute a hash chain from subsequent beacons. However, in a noisy wireless environment, where beacons can be dropped or corrupted due to interference or collisions, the cross-hashing approach may require defining and sharing multiple versions of the same chain as shown in Fig. 1. Therefore, an infected may have to compute and share multiple combinations of subsequent beacons to account for lost or corrupted beacons. For example, to account for a single packet failure, a user needs to compute and share multiple versions of the same hash chain $H(id1, id2, id3)$, $H(id2, id3, id4)$, $H(id1, id3, id4)$ and $H(id1, id2, id4)$ for the same contact event, Fig. 1. This creates additional communication overhead, especially for high frequent beacons, and complicates the implementation.

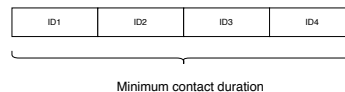


Fig. 1. Cross-hashing enables defining a minimum contact duration.

In this paper, we propose an alternative solution that enforces minimum contact duration while taking into account the unreliable nature of wireless channel. The proposed method is based on using Shamir’s secret share algorithm, which divides the device identity into n parts, such that any $k < n$ parts are required to reconstruct the device identifier. The approach provides protection against opportunistic scanners as receiving fewer number than k of beacons makes it impossible to reconstruct the mobile device identity. We evaluated the approach using Bluetooth Low Energy traces and showed that it can drastically reduce the amount of spatio-temporal

exposure. In particular, the approach reduces the number of registered encounters from 18,655,641 to just 103,129 by defining a threshold contact duration of 6 seconds with a maximum gap of 1 second. Finally, we show that the approach can be implemented on Android operating system for proximity tracking applications. To the best of our knowledge, this is the first work that proposes splitting user identifiers to enforce minimum contact duration and reduce users' exposure to opportunistic tracking.

II. RELATED WORK

The Bluetooth Low Energy (BLE) contact tracing applications rely on short-range Bluetooth transmissions to advertise presence and detect nearby devices. To protect users against tracking, BLE defines private addresses which are randomly generated and rotated periodically within the payload. Therefore, the contact tracing apps use encrypted user identifiers to share information about the person's presence.

DP-3T based systems [3] [5], broadcast a random identifier generated using pseudorandom function keyed by a daily Temporal Exposure Key (TEK). This identifier, called Rolling Proximity Identifier (RPI), is generated every 5 minutes resulting in 48 unique identifiers per day. In case a user tests positive for coronavirus, his recent Temporal Exposure Keys are shared with other users, so that they can re-generate identifiers, compare with their logged data and determine whether they have been in contact with an infected user. However, by doing so, the users will also be able to reconstruct the entire daily trajectory of the infected user. The problem has been addressed in our recent work [4], where we proposed a cross-hashing approach, in which the daily temporal key is kept secret at all times. Instead, in case of infection, a user reveals cross-contact identifiers (CCI), which are obtained by hashing sequential randomized identifiers. Sharing CCI limits the privacy exposure to a single encounter only. Secondly, obtaining CCI requires hashing sequential identifiers, and therefore, enforces minimum contact duration for revealing the identity.

BLE-based contact tracing apps use either connection-oriented or connection-less communication models. In a connection-oriented model, the devices advertise their contact tracing capability by including a corresponding service UUID in the advertising packets. The devices then establish a connection with each other to track proximity and exchange data. In this mode, since the connection is established using a private address, the device can reveal user identifier after a certain duration of time. This model is used by UK's NHS Covid App [6], BlueTrace-based systems [7]. However, the connection-oriented model may have scalability issues, as the device needs to establish a connection with each nearby device. Since many BLE implementations limit the maximum number of concurrent connections, the model can potentially be vulnerable to denial of service attacks, where a malicious user establishes random connections preventing a user from connecting to genuine users. Furthermore, to maintain connection, the BLE

identifier needs to remain constant, which in case of long encounters can compromise user identity.

In a connection-less model, also known as a broadcast model, devices periodically broadcast advertising packets to advertise the device's presence and collect information about other devices. The model is inherently scalable and simple to implement as it requires no interaction between devices apart from broadcasting beacons and logging beacons from other devices. The connection-less model is used in DP-3T based systems [3]. The key limitation of the model, in our view, is that transmission of a single identifier can reveal a user identifier. Finally, hybrid models support both approaches depending on device capability and OS limitations. For more detailed analysis and comparison of both connection models, we refer the reader to [8]. Finally, Cunche *et al* [8] discuss an idea of splitting the advertising payload into multiple blocks to be advertised one after another in separate advertisement packets. However, this was discussed as a method to cope with large payloads, rather than reducing the privacy exposure of users.

[9] [10] describe an approach on optimising detection performance for automated coronavirus contact tracing applications. In particular, PACT [9] proposes a method that makes a binary decision based on received BLE signal strength, on whether the two phones have been "Too Close For Too Long" (TCFTL).

In this paper, we present an alternative solution, where a device identity is split into multiple shares. This allows neighbor nodes to reconstruct the identifier after spending sufficient time in the proximity of the mobile device. This also does not require a centralized system to distribute the CCIs, and can be more suitable for decentralized implementation.

III. SHAMIR'S SHARED SECRET ALGORITHM

Shamir's secret sharing is a cryptographic algorithm, where a secret is divided into n parts, such that any $k < n$ parts are required to reconstruct an original key. The minimum number of parts, called shares, k needed to reconstruct the secret is called a threshold. Importantly, the knowledge of shares fewer than $k - 1$ is not sufficient to reconstruct the whole key. The scheme is known as (k, n) threshold scheme. If $k = n$ then reconstructing the key requires all shares. This is a trivial case, where a secret is simply split into n parts. The algorithm is used high-security environments for key distribution among multiple individuals [11].

The geometric intuition behind the scheme is that k points are sufficient to define an $(k + 1)$ degree polynomial. For example, two points are sufficient to define a line, 3 points to define a parabola and so on. To construct a (k, n) scheme for sharing a secret s , the scheme creates the polynomial $f(x) = s + a_1x + a_2x^2 + a_3x^3 + \dots + a_{k-1}x^{k-1}$, where a_1, a_2, \dots, a_{k-1} are chosen randomly, uniformly and independently. The scheme then computes $y_i = f(i)$, for all $1 \leq i \leq n$. Each share is given a point, which consists of an input to the polynomial, the corresponding output, and the prime number which defines the finite field to use. The secret s can

be computed using Lagrange interpolating formula, given any subset of k of these pairs:

$$s = f(0) = \sum_{l=1}^t \prod_{v=1, v \neq l}^t \frac{-x_v}{x_l - x_v} \text{mod } p \quad (1)$$

IV. CONTACT DURATION BASED IDENTITY-DISCLOSURE

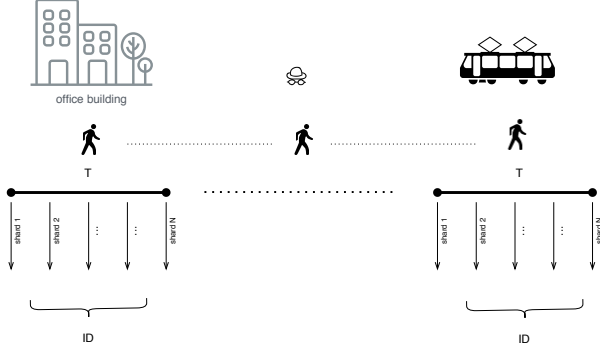


Fig. 2. Motivating scenario. In places where a person spends sufficient time T , such as office or public transport, neighbor nodes are able to collect $K < N$ shards to reconstruct the node's ID, while the scanners and random passerby along the road are not able to track the user.

A motivating scenario is presented in Fig. 2. In places, where a person spends *sufficient amount of time* such as office or within public transport, his or her ID become visible to other users. The Bluetooth scanners that have fleeting contact with the user, should not be able to see the user's identity. Intuitively, this behavior is similar to human interactions in real life in that we do not reveal our identity immediately but only after a certain time required to establish trust. In contrast, the proposed approach requires any scanner to spend a certain minimum duration near a mobile device to decode its identity as described in the following subsections.

A. Generating shards

A device identifier is a 16-byte string, which consists of 12-byte string generated randomly at the initialization stage and its CRC32 checksum. The device identifier is split into n shares using Shamir's shared secret (k, n) scheme with each share having a length of 16-bytes and a 1-byte share ID numbered from 1 to n . Reconstructing a device identifier requires at least k shares together with their related share IDs. The shares expire after a certain timeout, after which they are regenerated from the same device identifier. The expiry is needed to force scanners to keep reconstructing device identifier from new shares to know about the device's presence.

B. Transmitting shards

Each share is transmitted for a duration of time T_{shard} , after which a mobile device picks another random share to transmit. After all n shares have been transmitted, a mobile device generates a new set of shares. Thus, any nearby scanner needs to keep reconstructing the shares to be able to see the real identity of neighbor nodes.

1) *Bluetooth Low Energy and AltBeacon*: A secret share and the shareID are carried within BLE AltBeacon's Beacon Identifier field. AltBeacon [12] is a relatively new format, which has open specification, vendor-independent, and enjoys library availability for both Android and iOS. The format and the fields of the AltBeacon packet are presented in Fig. 3.

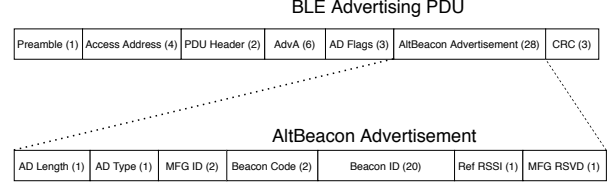


Fig. 3. BLE and AltBeacon formats [12]

Bluetooth Low Energy is part of Bluetooth introduced in 2010, which operates over 2.4GHz band over 40 channels, 3 of which are used for advertisements. The purpose of advertisements is to advertise the device presence to nearby devices. BLE Beacons is one application, where BLE advertisements are used for geolocation purposes. There are various BLE standards including Apple's iBeacon [13] and Google's EddyStone [14] and an open source AltBeacon format, which was used in our work.

According to the BLE specification, the interval between beacons, $AdvInterval$ should be an integer of 0.625 ms in the range of 20 ms to 10.24 s. The BLE 5.2 [15] specification extends the maximum value of $AdvInterval$ to 10485 s. To receive an advertisement packet, a device needs to be in a receiving mode, which is characterized by two parameters, $ScanInterval$ and $ScanWindow$. The former defines the interval between successive scans and the latter defines the duration of each scan. Android supports continuous, balanced and low power scan modes. In continuous mode, Android scans continuously and discovers nearby devices quickly, however, requires high energy consumption and is not suitable for long scans. In a low power mode a phone scans for 0.5 s every 5 s interval, whereas in balanced it scans for 2 s every 3 s interval.

2) *BLE privacy support*: In addition to having a public address, which is globally unique and fixed, BLE devices can have private addresses, which can be either random static or random private. Random static addresses can be either assigned and fixed or changed during device bootup. Random private addresses can be resolvable or non-resolvable. The resolvable random address uses a randomly generated address, which according to specification is changed every 15 minutes. The address consists of a pseudorandom number and its hash value computed using Identity Resolving Key (IRK), which is shared with trusted or bonded BLE devices. Finally, a non-resolvable random private address is changed periodically but not resolvable by other devices. As connection-less contact tracing systems may therefore use non-resolvable random private addresses to keep MAC address private.

Algorithm 1: Simultaneous Identifier reconstruction

```

while true do
  if tries > maxTries then
    break;
  uniqueShardIDs = workingSetShards.getID();
  if (workingSet.size() < K) — (uniqueShardIDs.size() < K) then
    // nothing to reconstruct;
    break;
  if (currentCandidateSet.size() == K) then
    recovered = ShamirRecover(currentCandidateSet);
    if (crc32(recovered) == beacon.crc32) then
      // successful reconstruction;
      remove(currentCandidateSet, workingSet);
      currentCandidateSet = {};
      currentPositionSet = {};
      break;
    else
      // recovered code is illegal, clear attempt;
      currentPositionSet = {};
      currentCompositionSet = {};
  else
    // add random shard to current composition;
    sh = getRandomShard(workingSet);
    if (!(currentPositionSet.contains(sh.shardID()) &&
        (!currentCandidateSet.contains(sh.shardID())))) then
      // add shard to current composition;
      currentPositionSet.add(sh.shardID());
      currentCandidateSet.add(sh.shard());

```

C. Reconstructing identifiers

In the presence of M nodes in the neighborhood, a scanner needs to simultaneously reconstruct M identifiers from $M \times n \times k$ shards. The reconstruction starts as soon as the scanner accumulates K shards with unique shard IDs and is done by probabilistically trying shard combination with complementary shard IDs. Upon reconstruction, a node computes the CRC32 of the recovered identifier and if it matches the CRC32 within the beacon, the reconstruction is considered to be valid. Attempting to recover an identifier from shards that belong to different devices will not result in an error but will produce a spurious identifier that will be detected through a checksum. The number of combinations required to reconstruct M identifiers from $N \times M \times k$ shards is equivalent to the number of combinations to pick M sets of k items from a set of NMk :

$$Q = {}_{NM}P_k + ({}_{N-1}M)P_k + ({}_{N-2}M)P_k + \dots + ({}_{N-M}M)P_k \quad (2)$$

Where ${}_jP_i$ is the number of permutations of i from j . The search space is reduced significantly due to a shareID, which allows a scanner to narrow down shard selection to those with complementing identifiers. As an example, for $(k=3, n=4)$ scheme, the complementing identifiers would be $\{1, 2, 3\}$, $\{2, 3, 4\}$ and $\{1, 3, 4\}$.

Algorithm 1 shows a pseudocode implementation for simultaneous identifier reconstruction. The algorithm is run every time a node receives a new shard. Once, an identifier is successfully reconstructed, the corresponding shards are linked to the device identifier and are excluded from the further reconstructions. As will be shown in Section V, an implementation running $(k=4, n=5)$ scheme requires on average 56 attempts to simultaneously reconstruct identifiers from 5 neighbor nodes.

V. EVALUATION

A. Spatio-temporal exposure reduction

The purpose of the evaluation was to show the reduction in total spatio-temporal exposure achieved by Shamir’s scheme

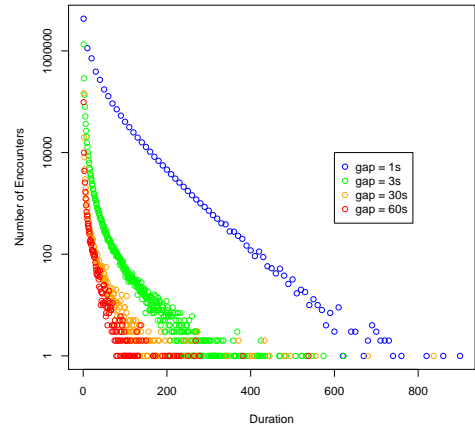


Fig. 4. Distribution of encounter duration vs gap size

compared to raw beaconing.

1) *Data set & metrics*: The evaluation has been done using BLEBeacon dataset [16] containing over 18 million beacon sightings collected from 32 static Raspberry Pi 3 scanners for over a month. The scanners detected the presence of Bluetooth Low Energy [17] (BLE) beacons carried by 99 people who were given Gimbal Series 10 iBeacons configured to continuously broadcast at 1 Hz with a transmission power of 0 dBm. For each detected beacon, a dataset contains a timestamp, beacon ID, scanner ID (edge device), and the RSSI. More details about the experiment setup and the dataset are available at [16].

Fig. 4 shows the distribution of all encounter durations. An encounter is defined as continuous presence with a maximum gap of $X=\{1, 3, 30, 60\}$ seconds between sightings. The graph indicates a significant proportion of encounters are very short in duration, often consisting of a single beacon sighting only. These encounters, especially single beacon ones, could be effectively filtered out by approach. This behavior is consistent for all encounter configurations with some differences. As maximum gap increases from 1s to 60s, the encounters reduce in numbers but also get longer, as several adjacent sightings are more likely to become merged within a single encounter. Still, for all four encounter configurations, the short encounters dominate. It should also be noted that the total contact duration, computed as the sum of all encounter durations, increases naturally as smaller gaps become within larger encounters, as shown in Table I. An individual’s spatio-temporal exposure to a scanner is computed as the total contact duration with the scanner, during which the identity is exposed. The total exposure is then computed as a sum of exposures across all individual and BLE scanner combinations. For raw beacons, we assume a single beacon reception exposes a user for 1 s given the broadcast frequency of 1 Hz. For the proposed approach, the user is considered exposed if a scanner receives k out of n beacons, each containing a shard encoded with (k, n) scheme.

2) *Results*: Table II, compares the total spatio-temporal user exposure for various (k, n) configurations. It can be seen

TABLE I
ENCOUNTER STATISTICS.

max gap, s	encounters	total duration
1	7547457	18653103
3	2108596	25210586
30	195955	36593338
60	125196	39599473

that as the threshold of received beacons increases, the exposure reduces significantly. The total raw exposure is shown as the first line in the table ($t=1, k=1, n=1$) is 18,655,641 seconds. For $t=1, k=3, n=6$ configuration results in 6.8 times exposure reduction and increasing the threshold to $t=1, k=5, n=6$ configuration reduces the exposure by 180 times. This reduction is due to filtering out fleeting encounters where scanners are not able to see the mobile device identities due to short contact time. This configuration assumes beaconing at 1 Hz frequency combined with continuous scanning. The

TABLE II
SPATIO-TEMPORAL EXPOSURE REDUCTION.

t, k, n	slots exposed	total exposure, s
$t=1, (1, 1)$	18,655,641	18,655,641
$t=1, (3, 6)$	2,739,950	2,739,950
$t=1, (4, 6)$	967,812	967,812
$t=1, (5, 6)$	103,129	103,129
$t=5, (3, 6)$	1,162,913	5,814,565
$t=5, (4, 6)$	1,035,200	5,176,000
$t=5, (5, 6)$	806,185	4,030,925
$t=10, (3, 6)$	662,295	6,622,950
$t=10, (4, 6)$	612,878	6,128,780
$t=10, (5, 6)$	537,860	5,378,600
$t=20, (3, 6)$	379,854	7,597,080
$t=20, (4, 6)$	355,480	7,109,600
$t=20, (5, 6)$	323,788	6,475,760

second, third, and fourth sections in the table show the effect of a more practical configuration, where a scanner needs to receive k out of n shards when each shard is transmitted for t seconds (i.e. t times). In particular, the second configuration corresponds to 1 Hz beacon frequency with an Android low power mode scanning. As can be seen $t=5, k=5, n=6$ configuration results in 3.47 times exposure reduction, which further reduces to 2.88 for $t = 20$.

B. Simultaneous reconstruction performance

Table III shows the performance results for simultaneous reconstruction for the number of neighbor devices ranging from 1 to 8 through simulation. The 'ntries' column shows the average number of tested shard combinations to successfully reconstruct an identifier. The computational complexity remains low for high values of n in combination with the low number of k . However, increasing the number of shares beyond $n=7$ in combination with high number of neighbors results in a high load. For this reason, measuring long contact durations should be done by increasing the timeslot duration rather than n . It should be noted the results present a worst-case reconstruction performance, which assumes that subsequent shards from the same neighbor cannot be linked together. Even if BLE devices use a private random address, subsequent shards are likely to be sent using the same private address, which should reduce the actual number tries to reconstruct the device identifier.

TABLE III
SIMULTANEOUS RECONSTRUCTION PERFORMANCE.

k, n :nodes	ntries	k, n :nodes	ntries	k, n :nodes	ntries
(2, 5), nodes=1	1	(3, 5), nodes=1	1	(4, 5), nodes=1	1
(2, 5), nodes=2	1	(3, 5), nodes=2	3	(4, 5), nodes=2	5
(2, 5), nodes=3	2	(3, 5), nodes=3	7	(4, 5), nodes=3	13
(2, 5), nodes=4	3	(3, 5), nodes=4	12	(4, 5), nodes=4	29
(2, 5), nodes=5	4	(3, 5), nodes=5	19	(4, 5), nodes=5	56
(2, 5), nodes=6	5	(3, 5), nodes=6	28	(4, 5), nodes=6	92
(2, 5), nodes=7	6	(3, 5), nodes=7	37	(4, 5), nodes=7	144
(2, 5), nodes=8	7	(3, 5), nodes=8	49	(4, 5), nodes=8	205
(3, 6), nodes=1	1	(4, 6), nodes=1	1	(5, 6), nodes=1	1
(3, 6), nodes=2	3	(4, 6), nodes=2	5	(5, 6), nodes=2	9
(3, 6), nodes=3	7	(4, 6), nodes=3	16	(5, 6), nodes=3	37
(3, 6), nodes=4	13	(4, 6), nodes=4	35	(5, 6), nodes=4	96
(3, 6), nodes=5	21	(4, 6), nodes=5	67	(5, 6), nodes=5	227
(3, 6), nodes=6	30	(4, 6), nodes=6	110	(5, 6), nodes=6	439
(3, 6), nodes=7	41	(4, 6), nodes=7	176	(5, 6), nodes=7	812
(3, 6), nodes=8	55	(4, 6), nodes=8	260	(5, 6), nodes=8	1553
(4, 7), nodes=1	1	(5, 7), nodes=1	1	(6, 7), nodes=1	1
(4, 7), nodes=2	5	(5, 7), nodes=2	9	(6, 7), nodes=2	16
(4, 7), nodes=3	18	(5, 7), nodes=3	40	(6, 7), nodes=3	96
(4, 7), nodes=4	42	(5, 7), nodes=4	110	(6, 7), nodes=4	342
(4, 7), nodes=5	79	(5, 7), nodes=5	256	(6, 7), nodes=5	1020
(4, 7), nodes=6	131	(5, 7), nodes=6	505	(6, 7), nodes=6	2743
(4, 7), nodes=7	220	(5, 7), nodes=7	946	(6, 7), nodes=7	10964
(4, 7), nodes=8	330	(5, 7), nodes=8	1961	(6, 7), nodes=8	28735

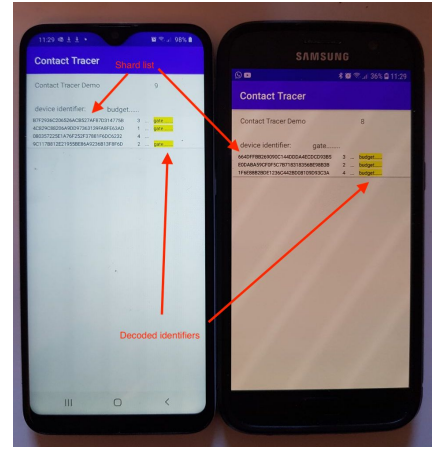


Fig. 5. Android Implementation running on 2 phones that are transmitting shards and successfully reconstruct each other's identifiers using ($k=3, n=4$) scheme.

C. Android Implementation

To demonstrate that the proposed approach is feasible on modern smartphones, we have implemented a contact tracing system on Android and tested on Samsung Galaxy S7 and Galaxy A20e phones. The implementation is based on open-source AltBeacon library [12] and codahale's Shamir Shared Secret Java implementation [18]. Table IV shows the identifier reconstruction performance on Samsung S7 phone in terms of number of reconstructions per second (rps). Each reconstruction cycle includes generating a password string, padding it to 12 bytes, creating a CRC32 checksum and then splitting into n shares. The password string is then reconstructed using k randomly selected shares and the string is verified with the original password string.

The results indicate that the performance depends on both the number of shares n and the minimum number of shares required for reconstruction k . For example, ($k=2, n=5$) configuration results in 2906 reconstructions per second (rps). A combination of high k and n ($k=6, n=7$) results in the minimum rps of 2518, which can still be computed very fast

TABLE IV
ANDROID ID RECONSTRUCTION PERFORMANCE.

k, n	performance, rps	k, n	performance	k, n	performance, rps
(2,5)	2906	(3,6)	2777	(4,7)	2785
(3,5)	2710	(4,6)	2659	(5,7)	2450
(4,5)	2659	(5,6)	2538	(6,7)	2518

on modern smartphones.

D. Discussion

The implementation shows that the computational complexity depends on the number of shares and the maximum number of supported neighbors. Both simulation and implementation demonstrate the approach is feasible to implement on modern smartphones and can drastically reduce the spatio-temporal exposure of users. Increasing the number of shares beyond 7 in combination with the high number of nodes results in high computational complexity. While such configurations may not be desirable for contact tracing applications, the high computational complexity could be useful to limit tracking to users with more computational resources, in what we call 'proof-of-contact' applications. The application of the approach to location-based marketing apps, where a user needs to be near a certain location for a certain minimum duration to receive certain ads, can also be an interesting area to explore.

It is also worth mentioning that a recent update to CDC guidelines contains clarification on what a 'close contact' is. The update defines close contact as a cumulative total of 15 minutes over 24-hour duration, whereas the previous guidance defined a close contact as 15 consecutive minutes within six feet of an infected individual. The approach proposed in this paper does not compute a cumulative total but enforces a minimum contact duration of a single encounter. Designing a similar approach to compute a cumulative daily exposure is a potential future work.

VI. CONCLUSION

Contact tracing protocols that rely on continuous and periodic beacon transmission, present a serious privacy concern and potentially expose users to promiscuous tracking by malicious users. The paper describes a method to limit identity exposure by enforcing a minimum contact duration required for any neighbour node to decode the node identity. The method is based on splitting the identifier into multiple shards transmitted separately at random intervals, which requires any scanner to spend a certain duration in the node's neighbourhood to reconstruct the identifier. The shards are encoded using Shamir Secret sharing cryptographic algorithm, so that an identity can

The data-driven evaluation using real BLE dataset has shown that the approach can reduce the overall spatio-temporal exposure from 2.8 to 180 times depending on the secret share algorithm configuration. The computational complexity of simultaneous identifier reconstruction from multiple devices can be a limiting factor to the maximum network density

be reconstructed even if one or more shards are lost due to wireless interference or collision.

and secret share configuration. However, the evaluation has shown the ability of method to simultaneously reconstruct up to 7 device identifiers with a reasonable overhead and can be implemented on modern Android phones. Applying the idea to reveal node identity depending on the cumulative contact exposure over a day rather than individual contact duration is potential future work.

VII. ACKNOWLEDGEMENT

We would like to thank Junade Ali for his constructive comments and insightful discussions.

REFERENCES

- [1] Y. Gvili, "Security Analysis of the COVID-19 Contact Tracing Specifications by Apple Inc. and Google Inc.," Cryptology ePrint Archive, Report 2020/428. <https://eprint.iacr.org/2020/428>.
- [2] Center for Disease Control, *Public Health Guidance for Community-Related Exposure*. Accessed 7 Dec 2020, Accessed 26 November, 2020. Available at <https://www.cdc.gov/coronavirus/2019-ncov/php/public-health-recommendations.html>.
- [3] *DP3T Whitepaper*. Available at "[https://github.com/DP-3T/documents/blob/master/DP3T White Paper.pdf](https://github.com/DP-3T/documents/blob/master/DP3T%20White%20Paper.pdf)". Accessed 3 December, 2020.
- [4] J. Ali and V. Dyo, "Cross Hashing: Anonymizing encounters in Decentralised Contact Tracing Protocols.," in *The 35th International Conference on Information Networking (ICOIN)*, IEEE, 13-16 January, 2021.
- [5] *Apple & Google Privacy-Preserving Contact Tracing, Bluetooth/Cryptography specifications*. <https://covid19.apple.com/contacttracing>. Accessed 3 December, 2020.
- [6] *NHS COVID-19 app*. <https://covid19.nhs.uk/>. Accessed 3 December, 2020.
- [7] Jason Bay and Joel Kek and Alvin Tan and Chai Sheng Hau and Lai Yongquan and Janice Tan and Tang Anh Quy, "BlueTrace. A privacy-preserving protocol for community-driven contact tracing across borders. Technical report."
- [8] M. Cunche, A. Boutet, C. Castelluccia, C. Lauradoux, D. L. Métayer, and V. Roca, "On using Bluetooth-Low-Energy for contact tracing." Research Report. Inria Grenoble Rhône-Alpes; INSA de Lyon. 2020.
- [9] *The PACT Protocol Specification*. <https://pact.mit.edu/wp-content/uploads/2020/04/The-PACT-protocol-specification-ver-0.1.pdf>. Accessed 3 December, 2020.
- [10] G. F. Hatke, M. Montanari, S. Appadwedula, M. Wentz, J. Meklenburg, L. Ivers, J. Watson, and P. Fiore, "Using bluetooth low energy (ble) signal strength estimation to facilitate contact tracing for covid-19," 2020.
- [11] A. Shamir, "How to Share a Secret," *Commun. ACM*, vol. 22, p. 612–613, Nov. 1979.
- [12] *AltBeacon. The Open and Interoperable Proximity Beacon Specification*. <https://altbeacon.org>.
- [13] *iBeacon specification*. <https://developer.apple.com/ibeacon/>. Accessed 3 December, 2020.
- [14] *Eddystone specification*. <https://developers.google.com/beacons/eddytone>. Accessed 3 December, 2020.
- [15] Bluetooth SIG, *Bluetooth Core Specification Version 5.2*, Accessed 3 December 2020. https://www.bluetooth.org/docman/handlers/downloadaddc.ashx?doc_id=478726.
- [16] D. Sikeridis, I. Papapanagiotou, and M. Devetsikiotis, "BLEBeacon: A Real-Subject Trial Dataset from Mobile Bluetooth Low Energy Beacons," 2018.
- [17] *Bluetooth Low Energy*, Accessed 3 December, 2020. https://en.wikipedia.org/wiki/Bluetooth_Low_Energy.
- [18] *Shamir Secret Sharing*. <https://github.com/codahale/shamir>. Accessed 3 December, 2020.