

Robowflex: Robot Motion Planning with *MoveIt* Made Easy

Zachary Kingston Lydia E. Kavraki

Abstract—*Robowflex* is a software library for robot motion planning in industrial and research applications, leveraging the popular *MoveIt* library and Robot Operating System (ROS) middleware. *Robowflex* takes advantage of the ease of motion planning with *MoveIt* while providing an augmented API to craft and manipulate motion planning queries within a single program. *Robowflex*’s high-level API simplifies many common use-cases while still providing access to the underlying *MoveIt* library. *Robowflex* is particularly useful for 1) developing new motion planners, 2) evaluation of motion planners, and 3) complex problems that use motion planning (e.g., task and motion planning). *Robowflex* also provides visualization capabilities, integrations to other robotics libraries (e.g., DART and Tesseract), and is complimentary to many other robotics packages. With our library, the user does not need to be an expert at ROS or *MoveIt* in order to set up motion planning queries, extract information from results, and directly interface with a variety of software components. We provide a few example use-cases that demonstrate its efficacy.

I. INTRODUCTION

Robotic manipulators are becoming ever more prevalent—in the near future, we will begin to see robots in the household, search-and-rescue scenarios, and other forms of service. These manipulators are tasked with increasingly complex goals and environments, blending discrete task planning and continuous motion planning to find a sequence of achievable actions. A core component of any autonomous system that operates within the “real world” is *motion planning* [1]–[3], which can find feasible motion that satisfies task requirements (e.g., reaching the goal, satisfying some motion constraint, etc.). However, it is difficult in general to tailor a specific motion planning algorithm to a particular use-case, evaluate its capabilities, or modify and integrate it within a broader system.

There have been many efforts to develop motion planning software systems that are applicable to general manipulators. A popular and robust library for motion planning is *MoveIt* [4], which is built on top of the ubiquitous Robot Operating System (ROS) framework [5]. *MoveIt* has four key advantages: it is widely adopted throughout industry and research, it is easy to setup for new robots and over 150 different robot configurations are already available [6], it is easy to integrate with a broader ROS enabled system, and it has a large and vibrant open source community. However, due to *MoveIt*’s massive scope and abstract architecture, many tasks are difficult for both engineers and researchers. For example, it can be difficult to evaluate and develop planning algorithms, extend a planner’s functionality, extract low-level information from planners, or use a planner

within the scope of a broader planning algorithm, e.g., task and motion planning [7].

This paper introduces *Robowflex*, a software library designed to simplify the use of *MoveIt* for industrial and research applications of motion planning. *Robowflex* is a high-level API that enables easy manipulation of robots, collision environments, planning requests, and motion planners. *Robowflex* “wraps” the underlying core library of *MoveIt* within a C++ library and provides many utilities that simplify the use and evaluation of motion planners. *Robowflex* can then be used for motion planning through *MoveIt*, while providing direct access to the implementation (that is, not through ROS messaging). The key advantage of this approach is the ability to 1) develop self-contained scripts to evaluate motion planning, 2) retain the capability of easy system integration through ROS when necessary, and 3) implement integrated algorithms that use motion planning extensively (e.g., task and motion planning). *Robowflex* is also a unifying framework, and provides low-level access to a number of auxiliary modules that integrate other libraries, e.g., OMPL [8], DART [9], ROS Industrial’s Tesseract [10], and visualization with Blender [11]. For example, these integrations enable comparison of *MoveIt*’s RRTConnect against Tesseract’s TrajOpt on the same scene in a single, short script. We demonstrate the usefulness of *Robowflex* in a few example use-cases, such as benchmarking for motion planning experiments and an industry-focused use-case of evaluating Robonaut 2 walking from NASA. *Robowflex* is open-source¹, is documented online², and has been used in a number of publications [12]–[19].

II. BACKGROUND

Robowflex is primarily built around *MoveIt* [4], a generic software library designed to provide motion planning and mobile manipulation capabilities to ROS [5] enabled robots. *MoveIt* has been successfully used with many robots, such as the PR2 [20], Fetch [21], and even NASA’s Robonaut 2 [22]. *MoveIt* also provides a setup assistant to easily configure new, novel robots for motion planning [6]. Within the robotics community, *MoveIt* is widely used within research and industrial applications [23]. *MoveIt* provides a core abstract representation surrounded by a suite of *plugins*, providing the capability to easily swap components. In particular, *MoveIt* provides a number of default motion planning plugins: sampling-based motion planning [1]–[3] through OMPL [8], and a number of trajectory optimization planners (e.g., [24], [25]).

Typically, users interact with *MoveIt* through the provided MOVEGROUP program, which leverages *MoveIt*’s plugin-based architecture to provide a flexible, configurable motion planning

Department of Computer Science, Rice University, Houston, TX, 77005, USA, {zak, kavraki}@rice.edu. This work was supported in part by NSF 1718478, NSF 2008720, NSTRF 80NSSC17K0163, and Rice University Funds.

¹<https://github.com/KavrakiLab/robowflex>

²<https://kavrakilab.github.io/robowflex/>

service in a ROS environment for a configured robot. This is recommended for most users³. While convenient for basic motion planning tasks, MOVEGROUP falls short when used outside the scope of basic motion planning. MOVEGROUP uses a number of configuration files and ROS parameters through launch files to setup an instance for robot motion planning. Users can interact with MOVEGROUP through ROS messages to request motion plans. For basic applications of motion planning, this paradigm is sufficient. However, for more advanced applications of motion planning, such as profiling or evaluating detailed aspects of a motion planner, changing parameters or components of a planner, or extracting more information from planners, it is insufficient. To edit or improve the capabilities of *MoveIt*, users must either edit or create plugin classes, which can be complicated for those who are unfamiliar with *MoveIt*'s internal structure. Moreover, if users just want to use *MoveIt* as a library, there are many parameters to load and configure (e.g., URDF, SRDF, joint limits, kinematics plugins, planner configurations, etc.). *Robowflex* provides a MOVEGROUP-like interface as a high-level API, while also providing full access to underlying data, enabling access to these underlying structures to either modify or inspect⁴.

Robowflex aims to support motion planning research. In particular, many motion planning algorithms for high-dimensional manipulators are *sampling-based algorithms*. Sampling-based planning algorithms relax completeness guarantees to instead afford probabilistic completeness, but can solve high-dimensional problems significantly more efficiently in practice [1]–[3]. A popular library used by many software frameworks for motion planning is the Open Motion Planning Library (OMPL) [8]. OMPL provides implementations of many state-of-the-art motion planners through a common interface. OMPL is a primary research environment for many researchers to implement novel motion planning ideas, and support of OMPL is paramount for many benchmarking applications [26]. However, augmenting or customizing OMPL is difficult in many cases for real robotic systems, due to the difficulty of accessing the internals of the library through typical interfaces, such as *MoveIt*. *Robowflex* provides library-level access to OMPL, which is essential for rapid development and testing of novel motion planning techniques. Moreover, it is possible to develop novel planners within the *Robowflex* framework that are not tied to *MoveIt* or OMPL.

Additionally, *Robowflex* has the ability to support more complex robotic algorithms that use motion planning as a subroutine. For example, a common application of motion planning outside the scope of a single query is *task and motion planning* (TAMP), e.g., [7], [27], [28]. There also has been work in integrating TAMP-like approaches in *MoveIt*, e.g., [29], however this approach only resolves the motions for a predetermined sequence of actions. TAMP combines classical AI task planning with motion planning, generating a sequence of

valid actions the robot should accomplish, and also generating their corresponding feasible motion. Critically, TAMP requires both evaluating many motion plans (to validate each action in the task plan) as well as feeding information back into the task planner (to indicate what plans should not be attempted again due to motion infeasibility). Both of these requirements involve a deeper introspection into the motion planning process, something that is at odds with the design of MOVEGROUP.

There are many excellent robotic software frameworks that include motion planning that are compatible with ROS through wrappers. *Robowflex* systematizes the idea of wrapping a planning framework away from ROS while still using native ROS components, enabling minimal use of ROS if desired while still supporting the full ROS stack. OPENRAVE [30] is a fully featured motion planning framework. However, it is not actively developed and does not have the level of community support available in *MoveIt* and ROS. Similarly, KLAMP'T [31] is an all-in-one toolbox that specializes in handling contact. The goal of KLAMP'T is similar to *Robowflex*, but provides its own environment, albeit with ROS adapters. The Robotics Library [32] is an all-in-one library for robot modeling and real-time planning, but lacks the ability to connect to the broader robotics ecosystem through ROS. *Robowflex* strives to integrate with other robotics libraries through additional modules. Currently, *Robowflex* has a module that models kinematics with DART [9] for motion planning, similar to how AIKIDO [33] uses DART to model kinematics. *Robowflex* also supports Tesseract [10], a package by ROS industrial designed for use of TrajOpt [25] and other planners.

As stated above, the benefit of using *MoveIt* over the above libraries is that *MoveIt* is easy to integrate with new robots, easy to integrate with a ROS system, and is actively developed with a large open source community.

III. THE *Robowflex* LIBRARY

Robowflex is intended for use in research, education, and industry. *Robowflex* is informed by the following design goals:

- 1) *Clarity of Interface*: Provide an easy to understand interface that meshes with intuitive understanding of the concepts involved in motion planning.
- 2) *Minimize ROS*: Encapsulate the use of ROS as much as possible such that it is easy to write independent programs.
- 3) *Leverage MoveIt's Ubiquity*: By basing itself on *MoveIt*, many robots already are supported in *Robowflex* out of the box. The use of *MoveIt* also enables the connection of *Robowflex* scripts effortlessly to a greater ROS system if desired.
- 4) *Unrestricted Access and Integration*: While still providing a high-level API, provide access to all underlying structures so that users are not hampered by the use of *Robowflex* in any way. A key advantage *Robowflex* provides is that all the underlying data structures used in *MoveIt*, OMPL, or other libraries can all be accessed, modified, and used to the extent the user needs. *Robowflex* provides a common interface and adapters to convert between the representations used by each library.

³https://ros-planning.github.io/moveit_tutorials/

⁴Note that *MoveItCPP* (https://ros-planning.github.io/moveit_tutorials/doc/moveit_cpp/moveitcpp_tutorial.html) and https://github.com/PickNikRobotics/moveit_boilerplate provide simple interfaces to load *MoveIt* structures internally, but lack the abstraction, isolation, IO support, and support modules provided by *Robowflex*.

- 5) *Consistency Across Versions*: *Robowflex* provides adapters such that *Robowflex* code is not tied to a specific version of ROS or *MoveIt* codebase. *Robowflex* code compiles for versions from ROS Indigo to ROS Noetic and beyond.

At a high-level, *Robowflex* provides wrappers around core *MoveIt* concepts so that it is easy to create and manage robots, scenes, and planners within a script. The primary building blocks of *Robowflex* is the representation of the robot's kinematics, the collision environment, and the motion planner. Although other facades to *MoveIt* exist, *Robowflex* provides a higher level of encapsulation and abstraction that allows users who are unfamiliar with the particulars of *MoveIt*'s library to still achieve complex programming tasks. Moreover, these core features are supported by a suite of helper functions and classes, such as input-and-output helpers for a variety of formats, benchmarking utilities, visualization within RViz, and more. Surrounding the core library are also auxiliary modules that support other robotics libraries, and support seamless integration of transferring robots and environments in *Robowflex* into native formats.

A. Input and Output

Many complicated robotic problems require large amounts of file input and output (IO), e.g., for system configuration, loading problems and scenes, and much more. For ease of use, *Robowflex* provides many helper functions for IO of common file-types used in a ROS system. *Robowflex* contains functions for the following, among others:

a) *Files and ROS Packages*: It is common in scripting for files to be opened or created, especially files that exist in ROS packages that are specified with package URIs. *Robowflex* provides helper functions to resolve file paths and to either open or create said file.

b) *XML Files*: Many configuration files in robotics are written in Extensible Markup Language (XML) or in the macro XML language XACRO. *Robowflex* provides helper functions to load these files (including unprocessed XACRO) into a program, as well as inject changes on the fly.

c) *YAML Files*: It is common to save and load ROS messages as YAML files. However, there is no easy way to load or save ROS messages to and from YAML within C++. *Robowflex* enables broad YAML conversion compatible with ROS Python and ROS topic echoes. Many *Robowflex* classes accept ROS messages as input to populate data structures, e.g., motion planning requests, robot states, and more. This makes it easy to load problems using YAML files.

d) *ROS Parameters*: Many ROS programs use and rely on the parameter server, a distributed key-value store available to any ROS program. As a result, it is sometimes difficult to have multiple programs running simultaneously that might require similarly named parameters, leading to issues with managing proper namespaces. By default, *Robowflex* creates an anonymous namespace so that many instances of *Robowflex* code can run on a ROS system simultaneously. Moreover, there are helpful functions for loading YAML files onto the parameter server, something that is typically only available through the

ROS launch interface, making it easy to have scripts load their necessary information.

There are many other useful IO features such as reading and writing ROS bag files, HDF5 files, and converting between various transformation representations.

B. Robot Kinematics

It is common to describe the kinematics and geometry of a robot via the Universal Robot Description Format (URDF). Moreover, *MoveIt* requires the Semantic Robot Description Format (SRDF) file, which describes additional properties such as what links are allowed to collide with each other in planning, what groups of joints should be used for planning, and what parts of the robot are the end-effector. There are also additional configuration files associated with loading a *MoveIt* robot, such as a YAML file that describes kinematics plugins and additional joint limits of the robot. Typically, most robots are configured through the *MoveIt* setup assistant wizard and generate a ROS package containing all relevant configuration files. Moreover, there are complicated ROS launch files that contain many of the configuration parameters necessary to start MOVEGROUP, and in order to modify the behavior of *MoveIt*, both the program and launch file need to be modified.

Robowflex takes care of all the necessary legwork to load the appropriate files necessary to configure a robot without the need for a launch file. Moreover, *Robowflex* enables loading multiple robots within the same program, and duplicating robots if necessary. An example of loading a robot follows:

```
1 namespace rx = robowflex;
2 auto wam7 = //
3   std::make_shared<rx::Robot>("wam7");
4 wam7->initialize( //
5   "package://barrett_model/robots/
6     wam7dof_wam_bhand.urdf.xacro", // urdf
7   "package://barrett_wam_moveit_config/config/
8     wam7_hand.srdf", // srdf
9   "package://barrett_wam_moveit_config/config/
10    joint_limits.yaml", // joint limits
11   "package://barrett_wam_moveit_config/config/
12    kinematics.yaml" // kinematics
13 );
```

After loading, this robot can then be used for motion planning with *MoveIt*. Moreover, it is easy to load multiple robots within a single program—with default *MoveIt*, this process can become convoluted.

C. Collision Environment

The robot can be used to initialize a planning scene, which contains the collision geometry of the environment. The scene can be used for adding and moving collision objects, computing collisions, and distance to collision. For example, scenes can be loaded from YAML files, which encode full planning scenes:

```
1 auto scene = std::make_shared<rx::Scene>(wam7);
2 scene->fromYAMLFile( //
3   "package://robowflex_library/yaml/scene.yaml");
```

Scenes can also be created by adding collision objects programmatically:


```

1 auto scene = std::make_shared<rx::Scene>(wam7);
2 auto geometry = //
3   rx::Geometry::makeCylinder(0.025, 0.1);
4 auto pose = //
5   rx::TF::createPoseXYZ( //
6     -0.268, -0.826, 1.313, // position
7     0., 0., 0.); // XYZ Euler
8 scene->updateCollisionObject( //
9   "cylinder", geometry, pose);

```

Note that many scenes can be loaded simultaneously, can be copied and modified, and saved and loaded to and from disk.

D. Motion Planner

MoveIt uses a plugin-based system to load a motion planning pipeline, which consists of many planning adapters that filter and process the request and output trajectory given by a planning plugin, which actually computes the motion plan. A few default implementations are provided within *Robowflex*, such as the default OMPL planning pipeline plugin and a means to load any compatible *MoveIt* planning plugin. A helper class is provided to help build a motion planning request for a planner, which simplifies the design of complex goal and path constraints, as well as setting start and goal states. This helper class can also save and load motion planning requests to disk, for possible later evaluation or easy setup.

Given a scene and a planning request, the planner can solve the problem. Many planners can be loaded simultaneously and used in tandem. Moreover, *Robowflex* supports inserting new planners, either through *MoveIt*'s API or its own.

E. Example Script

Figure 1 shows a simple script for motion planning with *Robowflex*. This script shows how to do a simple motion plan with a Fetch robot. The robot is loaded on line 2—*Robowflex* comes with some preconfigured robots that do the necessary initialization automatically. An empty planning scene for the robot is created on line 6. The standard OMPL planner for the Fetch is created and initialized in lines 9 to 12. A simple motion planning request, which unfurls the Fetch's arm from the stow position to the position shown in Figure 4, is created in lines 16 to 32. Finally, motion planning occurs on line 35. A version of this script is available in the repository⁵.

This simple script is akin to basic planning using the *MoveIt*'s *MoveGroupInterface* class⁶. The critical difference is that, rather than having to use ROS launch to run an instance of the MOVEGROUP program and then communicate plans over ROS messages, all of *MoveIt*'s internal structures are loaded in the *Robowflex* program⁷. Providing access to these structures within a single program is a key benefit of *Robowflex*. The scripting paradigm offered by *Robowflex* is more amenable

⁵https://github.com/KavrakiLab/robowflex/blob/master/robowflex_library/scripts/fetch_test.cpp

⁶https://ros-planning.github.io/moveit_tutorials/doc/move_group_interface/move_group_interface_tutorial.html

⁷See https://ros-planning.github.io/moveit_tutorials/doc/motion_planning_api/motion_planning_api_tutorial.html for how this could be done without *Robowflex*. Also, see footnote 4 for other helper classes that can set up planning without *Robowflex*.

```

1 // Create a default Fetch robot.
2 auto fetch = std::make_shared<rx::FetchRobot>();
3 fetch->initialize();
4
5 // Create an empty scene.
6 auto scene = std::make_shared<rx::Scene>(fetch);
7
8 // Create the default planner for the Fetch.
9 auto planner = //
10   std::make_shared< //
11     rx::OMPL::FetchOMPLPipelinePlanner>(fetch);
12 planner->initialize();
13
14 // Create a motion planning request.
15 auto request = //
16   std::make_shared<rx::MotionRequestBuilder>( //
17     planner, "arm_and_torso");
18
19 // Set the start state.
20 fetch->setGroupState("arm_and_torso",
21   {0.05, 1.32, 1.40, -0.2, 1.72, 0, 1.66, 0});
22 request->setStartConfiguration( //
23   fetch->getScratchState());
24
25 // Set the goal state.
26 fetch->setGroupState("arm_and_torso",
27   {0.27, 0.5, 1.28, -2.27, 2.24, -2.77, 1, -2});
28 request->setGoalConfiguration( //
29   fetch->getScratchState());
30
31 // Set the desired planner.
32 request->setConfig("RRTConnect");
33
34 // Do motion planning!
35 auto result = planner->plan( //
36   scene, request->getRequest());
37 if (result.error_code_.val //
38     != moveit_msgs::MoveItErrorCodes::SUCCESS)
39   return 1;
40
41 return 0;

```

Figure 1. A code snippet demonstrating basic motion planning on a Fetch robot [21], from a “stow” position of the arm to an “unfurled” position. Note this does not use any ROS messages, similar to the internals of *MoveIt*'s MOVEGROUP program.

to rapid testing and scripting than MOVEGROUP, which is designed primarily to be a “live” component of a ROS system extant in some world.

F. Integrations

Robowflex also provides a number of auxiliary modules that enable compatibility with different robotics libraries.

a) *OMPL Integration*: The *Robowflex* OMPL module provides deeper access for motion planning to the default *MoveIt* OMPL motion planning plugin. This includes extracting the underlying OMPL setup for a given planning problem, which enables users to modify the behavior of OMPL planning without having to recompile either the *MoveIt* planning plugin or OMPL. An example script for how to extract and customize the underlying OMPL planner used by *MoveIt* is shown in Figure 2. With *Robowflex*, it is easy to use a custom planner or feature in OMPL as compared to integrating a new planner into *MoveIt* (e.g., this was done in [12]–[14]).

b) *DART Integration*: The *Robowflex* DART module provides an alternative to *MoveIt*, by modeling robots and scenes in the DART [9] framework with conversion back and forth to *MoveIt* constructs. The module provides an implementation

```

1 // Create an OMPL planner
2 auto planner = //
3   std::make_shared< //
4     rx::OMPL::OMPLInterfacePlanner>(fetch);
5
6 // Extract underlying OMPL structures
7 auto context = //
8   planner->getPlanningContext(scene, request);
9 auto ss = context->getOMPLSimpleSetup();
10
11 // Customize OMPL planner
12 ss->setPlanner(...);
13 ss->getStateSpace()->setStateSamplerAllocator(...);

```

Figure 2. A code snippet demonstrating how to use the *Robowflex* OMPL integration to access internal OMPL features.

```

1 namespace rd = robowflex::darts;
2
3 // Convert MoveIt robot to Dart
4 auto dfetch1 = std::make_shared<rd::Robot>(fetch);
5
6 // Make a copy of Fetch for multi-robot planning
7 auto dfetch2 = dfetch1->cloneRobot("other");
8 dfetch2->setDof(4, 1); // Offset on X-axis
9
10 // Combine all kinematic structures into a world
11 auto world = std::make_shared<rd::World>();
12 world->addRobot(dfetch1);
13 world->addRobot(dfetch2);
14
15 // Plan using planning groups from both robots
16 rd::PlanBuilder builder(world);
17 builder.addGroup("fetch", "arm_with_torso");
18 builder.addGroup("other", "arm_with_torso");
19
20 // Set start configuration for both Fetch robots
21 builder.setStartConfiguration({ //
22   0.05, 1.32, 1.4, -0.2, 1.72, 0, 1.66, 0, //
23   0.05, 1.32, 1.4, -0.2, 1.72, 0, 1.66, 0, //
24 });
25 builder.initialize();
26
27 // Set goal configuration and setup planning
28 auto goal = builder.setGoalConfiguration({ //
29   0.27, 0.5, 1.28, -2.27, 2.24, -2.77, 1, -2, //
30   0.27, 0.5, 1.28, -2.27, 2.24, -2.77, 1, -2, //
31 });
32 builder.setGoal(goal);
33 builder.setup();
34
35 // Solve using OMPL
36 if (builder.ss->solve(30.0))
37   return 0;
38
39 return 1;

```

Figure 3. A code snippet demonstrating *Robowflex*'s DART module for multi-robot motion planning. Here, the Fetch robot that was loaded in the prior script (Figure 1) is converted to DART and copied, creating a multi-robot system. A plan is generated in the composite space of both robots.

of motion planning through OMPL, including motion planning with manifold constraints [15]. Moreover, this module provides an easy way to plan for multi-robot systems, allowing arbitrary composition of *MoveIt* enabled robots. This capability was used by the multi-robot task-motion planning framework discussed in subsection IV-B. An example script demonstrating the DART module is given shown in Figure 3.

c) *Tesseract Integration*: The *Robowflex* Tesseract module provides access to the ROS Industrial Consortium's planning framework [10], which includes an implementation of the




Figure 4. A Fetch robot [21], rendered in Blender [11] using *Robowflex*'s visualization module.

TrajOpt planner [25]. Similar to the DART module, methods for converting data (e.g., scenes and plans) back and forth are provided. *Robowflex*'s Tesseract module was used in [16] to access and modify TrajOpt for comparison against OMPL planners.

d) *MOVEGROUP Integration*: The *Robowflex* MOVEGROUP module provides an easy connection to a live instance of *MoveIt*'s MOVEGROUP. This connection can be used to obtain the current collision environment, publish plans to be executed, and generally synchronize information between MOVEGROUP and a *Robowflex* script.

e) *Visualization with Blender*: The *Robowflex* visualization module makes it easy to render robots within Blender [11], a tool for 3D modeling and animation. An example rendered still is shown in Figure 4. Moreover, it is easy to animate motion plans generated by *Robowflex* to create appealing visualizations and videos⁸. This module has also been used to generate figures in [12], [13], [15].

IV. EXAMPLE USE-CASES

Crucial to the particular use-cases listed here as well as many others, *Robowflex* simplifies the pipeline of creating, editing, inspecting, saving, and loading motion planning problems (both collision environments and motion planning requests). These capabilities are essential for many research and industrial tasks that rely on reproducibility, experimentation, and debugging.

A. Benchmarking Motion Planners

A core use-case for *Robowflex* is benchmarking motion planners in a variety of planning scenes. The task of evaluating motion planners on realistic robots in many environments, extracting detailed planner information, and collating all collected data is difficult. *Robowflex* provides a benchmarking tool that

⁸https://kavrakilab.github.io/robowflex/md__home_runner_work_robowflex_robowflex_robowflex_visualization_README.html

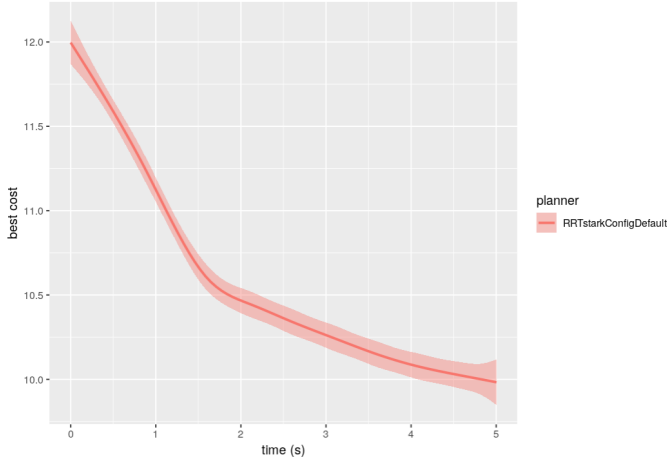


Figure 5. Example benchmarking results from 200 runs of RRT* [34], an asymptotically optimal algorithm, on the Fetch robot. The “best cost” path, in this case the shortest length path found, is displayed over time. This progress property of the planner is captured by *Robowflex*’s benchmarking, using the planner from the OMPL module. This plot was generated by using Planner Arena¹⁰ [26], which accepts OMPL benchmark output for interactive plotting.

enables easy benchmarking of different planners, scenes, and requests all together. The tool enables configurable benchmark output in a number of formats. For example, a default format provided is the OMPL benchmark log output, so output is compatible with the standard OMPL benchmarking suite and tools [26]. In addition, recall that *Robowflex* supports loading both environments and requests from disk, making it easy to craft datasets for evaluation. As new planners are developed, targeted benchmarking can be done for many planner properties, a contribution to the motion planning community due to the difficulty of setting up consistent benchmarking criteria. For example, the following could be added after line 32 of Figure 1 to benchmark the motion planning request instead of planning:

```
1 rx::Benchmark benchmark;
2 benchmarker.addBenchmarkingRequest( //
3   "example", scene, planner, request);
4
5 benchmarker.benchmark({ //
6   std::make_shared<rx::OMPLBenchmarkOutputter>( //
7     "example/") });
```

Moreover, benchmarking can capture *progress properties* of a motion planner, if properly exposed. These properties are important for profiling the performance of asymptotically (near-)optimal motion planning algorithms, such as RRT* [34]. An example is shown in Figure 5. *Robowflex*’s benchmarking was used in [12]–[17], [19].

Compared to *MoveIt*’s built in benchmarking capabilities¹¹, *Robowflex* provides a self-contained means of benchmarking that is more easily extendable. *MoveIt*’s benchmarking requires use of ROS Warehouse for constructing benchmark datasets as opposed to *Robowflex*’s simple file storage, and does not easily support planning scenes with obstacle variation, which is important for learning-based methods. For example, [13], [19]

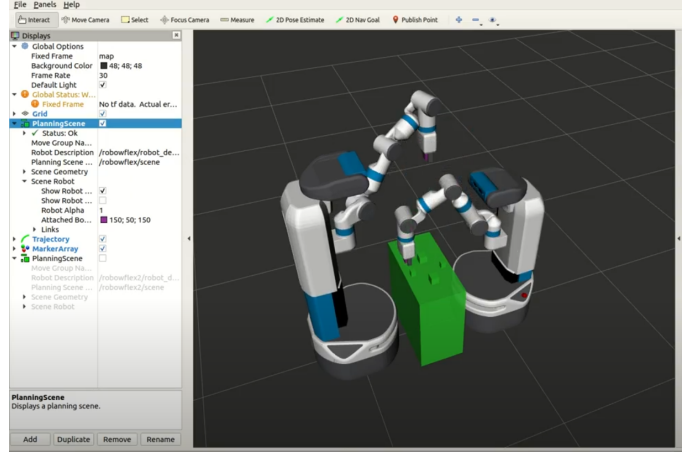


Figure 6. Two Fetch robots [21] displayed in RViz executing a task and motion plan (TAMP) to rearrange blocks. The motion planning component of this TAMP problem is done through the DART module of *Robowflex*. *Robowflex* enables the TAMP algorithm to have integrated access to the motion planner, which allows for trying many queries simultaneously, extracting collision information, and more. Image courtesy of Tianyang Pan.

take advantage of these two features by running *Robowflex* benchmarking instances in containers federated over many machines. Moreover, *Robowflex* enables creation of custom metrics with access to underlying planner results (e.g., progress properties are not available in *MoveIt*, properties of a particular method), and can be run as a single script.

B. Task and Motion Planning

One of the strengths of *Robowflex* is motion planning in isolation, that is, being able to use many different instances of robots, scenes, and motion planners all within the same script. This is essential to efficient task and motion planning (TAMP), as a TAMP algorithm will evaluate many different motion plans in a variety of scenes to find a feasible task-and-motion plan. *Robowflex* has been used as the motion planning component in a few TAMP algorithms (e.g., [18]), one of which is shown in Figure 6. Here, *Robowflex* and *Robowflex*’s DART module are leveraged to provide the motion planning components necessary for a multi-robot TAMP algorithm. Crucial to TAMP is the evaluation of many possible scene configurations—*Robowflex* allows for many copies of the collision environment to be considered in tandem. Moreover, *Robowflex* enables information on planning progress to be extracted from the underlying planner, which is used to inform the task planner. Finally, the DART module allows for multi-robot planning, as shown in Figure 3.

C. Robonaut 2 and NASA

Robowflex has also been used by NASA for motion planning for Robonaut 2. Robonaut 2 is a highly dexterous system, with many degrees of freedom. One of the many motion planning challenges Robonaut 2 faces is climbing across handrails in the International Space Station, as shown in Figure 7. To this end, *Robowflex* was used to evaluate potential handrail grasps and the difficulty of motion planning between different grasps

¹⁰<http://plannerarena.org/>

¹¹https://ros-planning.github.io/moveit_tutorials/doc/benchmarking/benchmarking_tutorial.html



Figure 7. NASA’s Robonaut 2 inside of a module of the International Space Station, visualized in RViz. For a given step between handrails, many possible configurations are evaluated through *Robowflex*. Image courtesy of Misha Savchenko and NASA.

to automate walking across the station. *Robowflex* provides the means to use, inspect, and evaluate custom inverse kinematics solvers for Robonaut 2 and to benchmark the variety of handrail grasp configurations and scenes. Additionally, *Robowflex* was used for the Robonaut 2 experiments and figure in [15]. As demonstrated by the examples presented here, the affordances provided by *Robowflex* are general and broadly useful to different members of the robotics community.

V. DISCUSSION

We have presented *Robowflex*, a C++ library that enables the use of *MoveIt* in an easier, more flexible way for the creation of advanced robot software for industry, research, and education. The core advantage that *Robowflex* provides over the default distribution of *MoveIt* is the ability to easily access and modify core data structures within the program itself, rather than through ROS messages to the provided MOVEGROUP program. This also enables the use of motion planning within more complex algorithms, such as task and motion planning approaches. Moreover, *Robowflex* provides a high-level API, enabling many use-cases such as benchmarking and motion planning without any expertise required. *Robowflex* also has a number of auxiliary modules that provide access to other robotics libraries and visualization tools, such as OMPL, DART, Tesseract, and Blender. Beyond motion planning software development, we hope that *Robowflex* will enable broader application and adoption of motion planning algorithms and raise the level of experimental evaluation in comparisons.

ACKNOWLEDGMENTS

We would like to thank Constantinos Chamzas, Carlos Quintero-Peña, Andrew Wells, Bryce Willey, Juan David Hernández, Mark Moll, and the other members of the Kavraki Lab for their helpful feedback and code. We would also like to thank Misha Savchenko, Julia Badger, and the rest of the Robonaut 2 team at NASA Johnson Space Center for their feedback.

REFERENCES

- [1] H. M. Choset, S. Hutchinson, K. M. Lynch, G. Kantor, W. Burgard, L. E. Kavraki, and S. Thrun, *Principles of Robot Motion: Theory, Algorithms, and Implementation*. MIT Press, 2005.
- [2] S. M. LaValle, *Planning Algorithms*. Cambridge University Press, 2006.
- [3] L. E. Kavraki and S. M. LaValle, *Springer Handbook of Robotics*, 2nd ed. Springer, 2016, ch. Motion Planning, pp. 139–162.
- [4] I. A. Şucan and S. Chitta. (2011) *MoveIt!* [Online]. Available: <http://moveit.ros.org>
- [5] M. Quigley, K. Conley, B. Gerkey, J. Faust, T. Foote, J. Leibs, R. Wheeler, and A. Y. Ng, “ROS: an open-source robot operating system,” in *Wksp. on Open Source Software at ICRA*, vol. 3, 2009.
- [6] D. Coleman, I. A. Şucan, S. Chitta, and N. Correll, “Reducing the barrier to entry of complex robotic software: a MoveIt! case study,” *J. of Software Engineering for Robotics*, vol. 5, no. 1, pp. 3–16, 2014.
- [7] N. T. Dantam, Z. Kingston, S. Chaudhuri, and L. E. Kavraki, “An incremental constraint-based framework for task and motion planning,” *Int. J. of Robotics Research*, vol. 37, no. 10, pp. 1134–1151, 2018.
- [8] I. A. Şucan, M. Moll, and L. E. Kavraki, “The Open Motion Planning Library,” *IEEE Robot. Autom. Magazine*, vol. 19, no. 4, pp. 72–82, 2012.
- [9] J. Lee, M. X. Grey, S. Ha, T. Kunz, S. Jain, Y. Ye, S. S. Srinivasa, M. Stilman, and C. K. Liu, “DART: Dynamic animation and robotics toolkit,” *J. of Open Source Software*, vol. 3, no. 22, p. 500, 2018. [Online]. Available: <https://doi.org/10.21105/joss.00500>
- [10] ROS-Industrial. (2017) Tesseract. [Online]. Available: <https://github.com/ros-industrial-consortium/tesseract>
- [11] Blender Online Community. (2020) Blender—a 3D modelling and rendering package. Blender Foundation. Stichting Blender Foundation, Amsterdam. [Online]. Available: <http://www.blender.org>
- [12] C. Chamzas, A. Shrivastava, and L. E. Kavraki, “Using local experiences for global motion planning,” in *IEEE Int. Conf. Robot. Autom.*, May 2019, pp. 8606–8612.
- [13] C. Chamzas, Z. Kingston, C. Quintero-Peña, A. Shrivastava, and L. E. Kavraki, “Learning sampling distributions using local 3D workspace decompositions for motion planning in high dimensions,” in *IEEE Int. Conf. Robot. Autom.*, 2021, to Appear.
- [14] È. Pairet, C. Chamzas, Y. Petillot, and L. E. Kavraki, “Path planning for manipulation using experience-driven random trees,” *IEEE Robot. Autom. Letters*, 2021, to Appear.
- [15] Z. Kingston, M. Moll, and L. E. Kavraki, “Exploring implicit spaces for constrained sampling-based planning,” *Int. J. of Robotics Research*, vol. 38, no. 10–11, pp. 1151–1178, 2019.
- [16] C. Quintero-Peña, A. Kyriakidis, and L. E. Kavraki, “Robust optimization motion planning for high-DoF robots under sensing uncertainty,” in *IEEE Int. Conf. Robot. Autom.*, 2021, to Appear.
- [17] J. D. Hernández, M. Moll, and L. E. Kavraki, “Lazy evaluation of goal specifications guided by motion planning,” in *IEEE Int. Conf. Robot. Autom.*, May 2019, pp. 944–950.
- [18] A. M. Wells, Z. Kingston, M. Lahijanian, L. E. Kavraki, and M. Y. Vardi, “Finite horizon synthesis for probabilistic manipulation domains,” in *IEEE Int. Conf. Robot. Autom.*, 2021, to Appear.
- [19] M. Moll, C. Chamzas, Z. Kingston, and L. E. Kavraki, “HyperPlan: A framework for motion planning algorithm selection and parameter optimization,” *IEEE Robot. Autom. Letters*, 2021, in Review.
- [20] K. A. Wyrobek, E. H. Berger, H. M. Van der Loos, and J. K. Salisbury, “Towards a personal robotics development platform: Rationale and design of an intrinsically safe personal robot,” in *IEEE Int. Conf. Robot. Autom.* IEEE, 2008, pp. 2165–2170.
- [21] M. Wise, M. Ferguson, D. King, E. Diehr, and D. Dymesich, “Fetch and Freight: Standard platforms for service robot applications,” in *Wksp. on Autom. Mobile Service Robots*, 2016.
- [22] W. Baker, Z. Kingston, M. Moll, J. Badger, and L. E. Kavraki, “Robonaut 2 and you: Specifying and executing complex operations,” in *IEEE Wksp. on Advanced Robot. and its Social Impacts*, 2017.
- [23] (2020) Moveit research roundup. [Online]. Available: <https://moveit.ros.org/moveit/ros2020/07/24/moveit-research-roundup.html>
- [24] M. Zucker, N. Ratliff, A. D. Dragan, M. Pivtoraiko, M. Klingensmith, C. M. Dellin, J. A. Bagnell, and S. S. Srinivasa, “CHOMP: Covariant hamiltonian optimization for motion planning,” *Int. J. of Robotics Research*, vol. 32, no. 9–10, pp. 1164–1193, 2013.
- [25] J. Schulman, Y. Duan, J. Ho, A. Lee, I. Awwal, H. Bradlow, J. Pan, S. Patil, K. Goldberg, and P. Abbeel, “Motion planning with sequential convex optimization and convex collision checking,” *Int. J. of Robotics Research*, vol. 33, no. 9, pp. 1251–1270, 2014.

- [26] M. Moll, I. A. Şucan, and L. E. Kavraki, “Benchmarking motion planning algorithms: An extensible infrastructure for analysis and visualization,” *IEEE Robot. Autom. Magazine*, vol. 22, no. 3, pp. 96–102, 2015.
- [27] L. P. Kaelbling and T. Lozano-Pérez, “Hierarchical task and motion planning in the now,” in *IEEE Int. Conf. Robot. Autom.*, 2011, pp. 1470–1477.
- [28] S. Srivastava, E. Fang, L. Riano, R. Chitnis, S. Russell, and P. Abbeel, “Combined task and motion planning through an extensible planner-independent interface layer,” in *IEEE Int. Conf. Robot. Autom.*, 2014, pp. 639–646.
- [29] M. Görner, R. Haschke, H. Ritter, and J. Zhang, “MoveIt! task constructor for task-level motion planning,” in *IEEE Int. Conf. Robot. Autom.*, 2019, pp. 190–196.
- [30] R. Diankov, “Automated construction of robotic manipulation programs,” Ph.D. dissertation, Carnegie Mellon University, 2010.
- [31] K. Hauser, “Robust contact generation for robot simulation with unstructured meshes,” in *Int. Symp. on Robotics Research*. Springer, 2016, pp. 357–373.
- [32] M. Rickert and A. Gaschler, “Robotics Library: An object-oriented approach to robot applications,” in *IEEE/RSJ Int. Conf. on Intell. Robots and Syst.*, Sept. 2017, pp. 733–740.
- [33] Personal Robotics Lab. (2016) Aikido. [Online]. Available: <https://github.com/personalrobotics/aikido>
- [34] S. Karaman and E. Frazzoli, “Sampling-based algorithms for optimal motion planning,” *Int. J. of Robotics Research*, vol. 30, no. 7, pp. 846–894, 2011.