

# LEVERAGING BACKGROUND AUGMENTATIONS TO ENCOURAGE SEMANTIC FOCUS IN SELF-SUPERVISED CONTRASTIVE LEARNING

**Chaitanya K. Ryali \***

Department of Computer Science,  
UC San Diego  
rckrishn@eng.ucsd.edu

**David J. Schwab**

ITS, CUNY Graduate Center  
Facebook AI Research  
dschwab@gc.cuny.edu

**Ari S. Morcos**

Facebook AI Research  
arimorcos@fb.com

## ABSTRACT

Unsupervised representation learning is an important challenge in computer vision, with self-supervised learning methods recently closing the gap to supervised representation learning. An important ingredient in high-performing self-supervised methods is the use of data augmentation by training models to place different augmented views of the same image nearby in embedding space. However, commonly used augmentation pipelines treat images holistically, disregarding the semantic relevance of parts of an image—e.g. a subject vs. a background—which can lead to the learning of spurious correlations. Our work addresses this problem by investigating a class of simple, yet highly effective “background augmentations”, which encourage models to focus on semantically-relevant content by discouraging them from focusing on image backgrounds. Background augmentations lead to substantial improvements (+1-2% on ImageNet-1k) in performance across a spectrum of state-of-the-art self-supervised methods (MoCov2, BYOL, SwAV) on a variety of tasks, allowing us to reach within 0.3% of supervised performance. We also demonstrate that background augmentations improve robustness to a number of out of distribution settings, including natural adversarial examples, the backgrounds challenge, adversarial attacks, and Real ImageNet.

## 1 INTRODUCTION

Learning useful representations in the absence of labels is a critical challenge in machine learning. Recently, self-supervised (SSL) methods such as SimCLR (Chen et al., 2020a), MoCov2 (He et al., 2020; Chen et al., 2020c), BYOL (Grill et al., 2020), and SwAV (Caron et al., 2020) have risen to prominence because they are able to produce high-quality representations that rival supervised representations on vision tasks. These methods differ in the details of their approach—e.g. some are instance based (MoCov2, SimCLR) while others are cluster based (SwAV), some explicitly utilize negatives while others do not (BYOL), and some use a memory bank (MoCov2). In fact, competitive performance has recently been achieved by SimSiam without any of these additions (Chen & He, 2020). However, a central ingredient common to all SSL methods is their reliance on *data augmentation* as a means of encoding desired invariances. Two views of an image are created via independent samples from the data augmentation pipeline, and the encoder is trained to place them near each other in representational space. Thus, the choice of data augmentation is critical as augmentations and the invariances they encourage are the primary teaching signal these methods utilize to create semantically meaningful representations.

In fact, Chen et al. (2020a) explored a large space of standard augmentations and demonstrated that the choice of these augmentations can have dramatic effects on performance. However, this standard suite of augmentations used in most SSL methods was modified from augmentations designed for supervised approaches. It would therefore be desirable to design new augmentation schemes for SSL that specifically target semantic focus for this setting.

\*Work done while an intern and student researcher at Facebook AI Research (FAIR).



Figure 1: **Schematic of different types of background augmentations.** BG\_RM (left) replaces backgrounds with grayscale, effectively removing any background information. BG\_Random (middle) replaces backgrounds with random backgrounds, creating a random signal which is uncorrelated with the foreground. BG\_Swaps (right) exploits the structure of contrastive learning to ensure that the query and the positive have the same foreground but different backgrounds, while the query and one negative have matched backgrounds. As a result, BG\_Swaps makes it so models are penalized for focusing on the background.

A parallel line of inquiry has found that supervised models often rely on non-semantic features that may nonetheless be predictive at test time. Models often overly focus on backgrounds (Xiao et al., 2021; Schwag et al., 2020), rely on high-frequency information (Jo & Bengio, 2017; Ilyas et al., 2019), and texture over shape (Geirhos et al., 2019; 2020; Hermann et al., 2020). Many approaches have aimed to make supervised representations more semantic, such as by increasing robustness to distortions or adversarial perturbations, by decreasing reliance on backgrounds (Xiao et al., 2021; Zhao et al., 2021), and by controlling texture bias Hermann et al. (2020); Li et al. (2021).

Our aim in this work is to develop approaches to encourage SSL to focus on semantic content. To do this, we explore a class of augmentations we call *background augmentations*. In particular, we study three classes of approaches: BG\_RM, in which a subset of backgrounds are removed during the augmentation process, BG\_Random, in which background images are replaced with random backgrounds from other images in the mini-batch, and BG\_Swaps, in which a selection of backgrounds are swapped between positive and negative images to match backgrounds across the query and the negative, thereby explicitly penalizing background focus. In particular, we make the following contributions:

- We find sizeable improvements in performance across the spectrum of SSL methods. On MoCov2, BG\_RM provides a 1.6% gain on ImageNet linear classification top-1 accuracy, and BG\_Swaps confers an additional 0.4% performance improvement beyond BG\_RM. With SwAV, we reach 76.2% ImageNet top-1 accuracy at 800 epochs with BG\_RM, nearly matching supervised performance with ResNet-50.
- In contrast to SSL, background augmentations have no benefit for supervised training, demonstrating the importance of developing different augmentation approaches for self-supervised and supervised training.
- Background augmentations (especially BG\_Swaps) confer a significant performance boost on out-of-distribution settings, including the Backgrounds Challenge, ImageNet-A (natural adversarial examples), adversarial attacks, and ImageNet ReaL. Our novel BG\_Swaps augmentations provide further improvements over other investigated approaches including supervised, standard SSL, and BG\_RM.



## 2 METHODS

### 2.1 SELF-SUPERVISED LEARNING METHODS.

We consider a diverse test bed of high performing self supervised learning methods: MoCov2 Chen et al. (2020c), BYOL Grill et al. (2020), and SwAV Caron et al. (2020) to ensure generality of our results. All reported numbers are based on our reproduction unless otherwise stated. Where possible, we follow the protocol from the original works.

MoCov2 is trained using SGD and a larger (than the standard 256) batch size of 1024 (distributed across 32 GPUs) with a 20 epoch warmup for 220 (800) epochs in the medium (full) setting. These settings were chosen to increase training speed while matching the reported performance at a similar number of epochs (200 in Chen et al. (2020c)).

BYOL Grill et al. (2020) and SwAV were trained using LARS You et al. (2017) using a batch size of 4096, distributed across 64 GPUs with synchronized BatchNorm for groups of 8 GPUs. BYOL (SwAV) is trained for 300 (100) epochs in the medium setting and 1000 (800) epochs in the full setting. See Appendix A.1 for more details.

Following the current convention in SSL, we use a standard ResNet-50 architecture in all experiments (SSL and supervised) unless otherwise noted.

### 2.2 BACKGROUND AUGMENTATIONS

We apply all background augmentations (BG\_RM, BG\_Random, BG\_Swaps) after all other augmentations in the respective augmentation pipeline. However, we note that we observed similar results applying background augmentations before all other augmentations as well. We denote the query as  $q$  and the target/positive key as  $k+$ . Unless otherwise mentioned, background augmentations are applied independently with a probability  $p_{\text{pos}}$  to both  $q$  and  $k+$  (the positive teaching pair). When a method has explicit negative instances (MoCov2), we denote by  $p_{\text{neg}}$  the probability of including a negative whose background matches  $q$ . Values for  $p_{\text{neg}}$  and  $p_{\text{pos}}$  were optimized independently for each background augmentation. Note that in MoCov2,  $k+$  is placed in the Queue  $Q$  for use in subsequent batches as a negative, so that augmentations applied to  $k+$ , also indirectly apply to  $k-$  via  $Q$ . Below, we describe the details of each of the background augmentations we study. Background augmentations are only applied during self-supervised pre-training and are not applied when training linear classification layers.

In BG\_RM, the background of an image is removed by using a foreground mask (generated using U2Net Qin et al. (2020)), and replaced with a solid grayscale background whose intensity is drawn uniformly from  $[0, 1]$ , though we note that a solid black background produced similar results. See illustrative examples in Figure 1, left column. We note that U2Net is trained on DUTS-TR, which contains 10553 pixel-level manual saliency annotations. In Appendix A.2, we ablate the quality of masks, finding that performance is robust to significant corruption of the masks.

In BG\_Random, we replace the background with a background from a different image in the same batch. As in Xiao et al. (2021), tiled backgrounds corresponding to an image are generated by filling in the foreground information using the surrounding background.

In BG\_Swaps, we generate a negative image with a background *matched* to that of the query. In practice, we create a background matched negative as  $f_q q + (1 - f_q)r$ , where  $f_q$  is the binary foreground mask of the query  $q$  and  $r$  is a random image. We generate all foreground masks and tiled backgrounds offline and cache them to increase throughput at train time. Substantial “noise” is tolerable in the quality of the foreground masks (see Appendix A.2). More generally, there is substantial flexibility and tolerance in instantiating the main ingredients of background augmentations, which we expand on in Appendix A.3.

### 2.3 SUPERVISED TRAINING

We train all supervised models (with or without background augmentation) with a batch size of 4096 with a 5 epoch warmup period but otherwise following standard training protocol: models are trained for 90 epochs, with a step schedule (30, 60) and a decay factor of 0.1, using SGD with a base

Labels	Duration	Method	Supervised	MoCov2	BYOL	SwAV
Original	medium	baseline ( <i>pub.</i> )	76.5	67.5	72.5	72.1
		baseline ( <i>repro</i> )	-	67.7	72.7	72.2
		BG_RM	-	69.3 $\pm$ 0.1 ( <b>+1.6</b> )	73.5 $\pm$ 0.14 ( <b>+0.8</b> )	73.7 $\pm$ 0.06 ( <b>+1.5</b> )
		BG_Random	-	-	73.8 $\pm$ 0.04 ( <b>+1.1</b> )	73.5 $\pm$ 0.06 ( <b>+1.3</b> )
		BG_Swaps	-	69.7 $\pm$ 0.09 ( <b>+2.0</b> )	-	-
	full	baseline ( <i>pub.</i> )	-	71.1	74.3	75.3
		baseline ( <i>repro</i> )	-	71.0	73.8	74.9
		BG_RM	-	72.0 ( <b>+1.0</b> )	74.7 ( <b>+0.9</b> )	<b>76.2 (+1.3)</b>
		BG_Random	-	-	74.8 ( <b>+1.0</b> )	<b>76.0 (+1.1)</b>
		BG_Swaps	-	72.2 ( <b>+1.2</b> )	-	-
ReaL	medium	baseline	83.0	74.7	79.6	79.1
		BG_RM	-	76.3 $\pm$ 0.09 ( <b>+1.6</b> )	80.5 $\pm$ 0.1 ( <b>+0.9</b> )	80.7 $\pm$ 0.05 ( <b>+1.6</b> )
		BG_Random	-	-	81.0 $\pm$ 0.05 ( <b>+1.4</b> )	80.5 $\pm$ 0.09 ( <b>+1.4</b> )
		BG_Swaps	-	76.8 $\pm$ 0.05 ( <b>+2.1</b> )	-	-
	full	baseline	-	78.0	80.5	81.4
		BG_RM	-	79.0 ( <b>+1.0</b> )	81.5 ( <b>+1.0</b> )	82.6 ( <b>+1.2</b> )
		BG_Random	-	-	81.6 ( <b>+1.1</b> )	82.6 ( <b>+1.2</b> )
		BG_Swaps	-	79.0 ( <b>+1.0</b> )	-	-

Table 1: **Background augmentations confer large performance benefits in linear evaluation on ImageNet-1k across a spectrum of SSL methods using the original or reassessed labels.** Substantial performance benefits persist even over longer training durations (800, 1000, 800 epochs respectively for MoCov2, BYOL, SwAV). Medium duration (220, 300, 100 epochs respectively) metric are averages over 3 independent runs reflecting robust improvements. Durations chosen to be consistent with previously published results. We highlight performance gains relative to our reproductions, but also include published baseline numbers for comparison. Notation: Mean $\pm$ SEM. (Note: BG\_Swaps does not apply to BYOL, SwAV as they do not use negative instances. In the case of MoCov2, we show BG\_Swaps > BG\_Random, see section 3.3)

learning rate of 0.1 scaled linearly ( $lr = \text{BatchSize}/256 \times 0.1$ ) and momentum of 0.9, and the standard augmentations RandomResizedCrops and RandomHorizontalFlips. Our supervised baseline for ResNet50 is slightly lower due to large batch training, but is directly comparable to other supervised experiments in our work due to identical training protocols.

### 3 RESULTS

#### 3.1 DO BACKGROUND AUGMENTATIONS THAT ENCOURAGE SEMANTIC FOCUS INCREASE PERFORMANCE?

Deep neural networks often rely on non-semantic, superficial features and thus may be easily misled by backgrounds. Nonetheless, these non-semantic features are often predictive at test time (Xiao et al., 2021; Schwag et al., 2020; Ilyas et al., 2019), so it is not a priori obvious whether background augmentations that encourage semantic focus on the foreground will benefit performance. We investigate this question by exploring the space of possible background augmentations. First, we study removing backgrounds *probabilistically*, where the strength of the augmentation is controlled by a parameter  $p_{\text{remove}}$ , which sets the probability that the background is removed from the query or positive key. See Figure 1, left for an example of the BG\_RM setting.

Across SSL methods, we find that BG\_RM substantially improves linear classification on ImageNet-1k, improving performance by 1-2% (Table 1). For all methods, we found that it was important to set a moderate value for  $p_{\text{remove}}$  between 0.1 and 0.3. However, despite its improved performance, because BG\_RM introduces images with solid gray backgrounds, it induces a distribution shift between the unsupervised pre-training phase and the supervised downstream tasks which may limit performance improvements.

### 3.2 CAN WE MAKE BACKGROUND AUGMENTATIONS MORE IN DISTRIBUTION?

In the previous section, we explored removing backgrounds and replacing them with uniform grayscale, which results in the data being out-of-distribution (OOD) relative to the downstream tasks. To mitigate this OOD issue, we instead replace backgrounds with a randomly chosen background from another instance in the same batch. We term this method BG\_Random (Figure 1, middle). Interestingly, despite the fact that BG\_Random is more in-distribution than BG\_RM, we found that performance was similar (e.g., 69.3% for BG\_RM (Table 1) vs. 69.2% for BG\_Random (Table A5) with MoCov2). However, we note that these two settings are not necessarily directly comparable. For example, in the case of MoCov2, augmented positive keys are added to the queue to be used as negatives for subsequent mini-batches. As a result, BG\_RM might actually penalize background focus whereas BG\_Random may simply result in an uninformative background. This is because BG\_RM features a constant gray background which can be matched between the query and negatives that were used as positive keys in a previous mini-batch, whereas BG\_Random features distinct backgrounds for each augmented image.

It is therefore unclear whether the advantage of BG\_RM over BG\_Random stems from distributional shift or the matched gray backgrounds which can serve to make negatives more challenging. To disentangle these two factors, we performed a control experiment in which background augmented images were only included for the query (with  $p = 0.1$ ), but *not used* in subsequent mini-batches as the positive or the negative. This setting maintains the distribution shift of BG\_RM, but removes the possibility of a teaching signal originating from matched gray backgrounds across the query and negative.

This control reveals that BG\_RM has similar performance (Table 2) as *no* BG\_RM, suggesting that BG\_RM benefits substantially from the teaching signal of negatives with matching (constant) backgrounds. In contrast, we found that, when only present in the query, BG\_Random still *substantially* improves performance, but the improvement is decreased suggesting that having augmented images with randomized backgrounds in the positive keys provides additional benefit (Table 2).

These analyses demonstrate both the importance of using background augmentations which remain close to the unaugmented input distribution and highlight the potential for methods which provide an additional teaching signal via negatives with query-matched backgrounds. Inspired by these results, we next investigate how to combine these approaches.

### 3.3 EXPLOITING THE STRUCTURE OF CONTRASTIVE INSTANCE DISCRIMINATION VIA BACKGROUND MATCHED NEGATIVES

Thus far, we have explored two background augmentations—BG\_RM and BG\_Random—both of which operate independently on the query and the positive and encourage semantic focus on foregrounds by simply removing backgrounds altogether or replacing them with randomized backgrounds so there’s no effective signal in the background. This removes the incentive for models to focus on background information, but does nothing to directly penalize focus on backgrounds. However, contrastive methods (e.g., SimCLR, MoCo), feature structure that we can exploit to not only remove signal from backgrounds, but go further and provide *explicitly misleading* signal in the backgrounds.

We accomplish this through two modifications with a method we call BG\_Swaps (Figure 1, right). First, as in BG\_Random, we ensure that the query and the positive feature *distinct* random backgrounds. Models which focus on backgrounds would therefore place the positive and query further apart than they should since the semantic content is identical, but the background features differ. Second, we modify the negative set to include one additional negative<sup>1</sup> whose background matches the query: a network which focuses on backgrounds would view the background-matched negative as highly similar to the query and receive strong negative supervision. As with BG\_RM and BG\_Random, we introduce the background-matched negative with probability  $p_{\text{neg}}$  (and include a randomly selected negative with probability  $1 - p_{\text{neg}}$ , so that the total number of negatives is always  $|Q| + 1$ ).

These background matched negatives can be considered an example of “hard negatives,” which have been explored recently in the context of SSL to improve learning (Kalantidis et al., 2020; Wu et al.,

<sup>1</sup>We explored using multiple background matched negatives, but found no improvement over a single matched negative. See Appendix for details.

	$q$	$k+$	ImageNet acc.
baseline			67.7
BG_RM	✓		67.8
BG_Random	✓		<b>68.3</b>

Table 2: Comparing **BG\_RM** and **BG\_Random** in MoCov2 controlling for presence of negatives in the queue with similar background.

Augmented bg in	$q$	$k+$	$k-$	ImageNet acc.
(a)				67.7
(b)	✓			68.3
(c)		✓		68.2
(d)	✓	✓		69.1
(e)	✓	✓	✓	<b>69.7</b>

Table 3: **Ablations of BG\_Swaps for MoCov2**. Each component confers a performance improvement and the improvements stack on top of each other.

2021; Robinson et al., 2021; Cai et al., 2020). For MoCov2, including a background matched negative further increases performance over BG\_RM by an additional 0.4% (Table 1). Consistent with our previous findings, we also found that it is critical for the statistics of the augmentations to be matched for the positive and the negatives in order to achieve the best performance. In general, we found that the probability of an augmentation in the query and positive,  $p_{\text{pos}}$ , should match the probability of an augmentation in the negative,  $p_{\text{neg}}$ , such that  $p_{\text{pos}} = p_{\text{neg}}$ .

### 3.4 ABLATING BG\_SWAPS

To characterize which components of the BG\_Swaps pipeline matter and how much, we perform systematic ablations. As shown in Table 3, we found that each independent component of BG\_Swaps leads to a performance improvement (in contrast with BG\_RM). In particular, we find benefits when employing each of the following (with  $p = 0.1$ ): BG\_Random in the query; BG\_Random in the positive key; background matched negative. Notably, the improvements from randomized backgrounds in  $q$  and  $k+$  stack superlinearly, suggesting that incorporating both of these augmentations provides a greater advantage due to their interaction than either does independently.

There is significant design flexibility in how one could implement BG\_Swaps. For example, is it a better teaching signal to have independent or correlated background augmentations in the query/positive and the negatives? Is it better to have a negative whose background matches the query or the positive? We find that BG\_Swaps is robust to these specific choices (Appendix A.3), making it a promising candidate for more general deployment in augmentation pipelines.

### 3.5 SEMI-SUPERVISED EVALUATION

We follow the semi-supervised evaluation protocol in Chen et al. (2020b) and use the same fixed splits for 1% and 10% of ImageNet labeled training data. We report Top-1 accuracy in Table 4. Background augmentations substantially improve performance in the regime of few labels, with BG\_Random generally better than BG\_RM. Of particular note, BG\_Swaps provides a *large performance* benefit over BG\_RM, especially in the 1% setting. All models receive full pre-training.

	MoCov2			BYOL			SwAV		
Split	baseline	BG_RM	BG_Swaps	baseline	BG_RM	BG_Random	baseline	BG_RM	BG_Random
1%	52.0	54.4 (+2.4)	56.4 (+4.4)	57.5	60.8 (+3.3)	61.0 (+3.5)	54.0	54.7 (+0.7)	55.7 (+1.7)
10%	63.9	65.2 (+1.3)	65.8 (+1.9)	68.6	70.2 (+1.6)	70.6 (+2.0)	70.1	70.7 (+0.6)	70.8 (+0.7)

Table 4: **Background augmentations improve performance in the semi-supervised setting.**

Baseline: 75.0	$p = 0.1$	$p = 0.2$	$p = 0.3$	$p = 0.5$
BG_RM	75.1	74.6	74.1	73.9
BG_Random	74.4	75.0	74.9	74.2

Table 5: **Background augmentations do not improve over baseline in the supervised setting (75.0 in our setting).**

Dataset	Supervised	MoCov2			BYOL			SwAV		
		baseline	BG_RM	BG_Swaps	baseline	BG_RM	BG_Random	baseline	BG_RM	BG_Random
Original	95.6	92.7	94.1	94.4	94.9	95.8	95.9	94.1	94.8	94.7
Only-BG-B ↓	11.4	6.1	7.2	4.2	5.4	4.9	5.8	10.9	8.5	8.7
Only-BG-T ↓	16.3	14.8	13.8	10.7	12.7	12.0	12.2	15.8	16.6	17.2
No-FG	45.9	37.8	43.5	41.7	43.9	46.5	46.2	41.3	46.1	45.3
Only-FG ↑	86.8	74.4	83.6 (+9.2)	85.4 (+11)	83.5	89.3 (+5.8)	87.6 (+4.1)	79.4	85.4 (+6.0)	85.3 (+5.9)
Mixed-Same ↑	86.2	81.8	85.6 (+3.8)	88.2 (+6.4)	86.2	89.0 (+2.8)	90.4 (+4.2)	82.2	86.0 (+3.8)	86.1 (+3.9)
Mixed-Rand ↑	78.9	70.7	78.2 (+7.5)	83.6 (+12.9)	79.6	83.8 (+4.2)	85.3 (+5.7)	71.3	76.7 (+5.4)	76.8 (+5.5)
Mixed-Next ↑	77.2	67.0	75.2 (+8.2)	81.2 (+14.2)	77.6	81.7 (+4.1)	83.5 (+5.9)	69.0	73.8 (+4.8)	74.1 (+5.1)

Table 6: **Background augmentations result in large performance gains on the backgrounds challenge across all SSL methods, with BG\_Swaps generally exhibiting similar or better performance than BG\_RM.** We highlight the performance benefit on the variants of the challenge especially relevant to our work. All accuracies reported for background augmented SSL methods are averages of 3 independent runs (we exclude SEM to avoid clutter, see SI for an expanded table that includes SEM). MoCov2, BYOL, SwAV were run for 220, 300, 100 epochs respectively. Note that the backgrounds challenge uses only 9 classes, so chance is 11.1%.

### 3.6 EFFECT OF LONGER TRAINING

We also evaluated the impact of background augmentations on longer training ranging from 800 to 1000 epochs (Table 1). As with the shorter training, we found that background augmentations consistently increased performance across models, enabling SwAV to reach 76.2% with a ResNet-50 on ImageNet-1k, only 0.3% less than the supervised baseline. Interestingly, however, we found that the magnitude of the improvement decreased slightly in the longer training runs, suggesting that SSL models initially learn representations that depend on backgrounds, but eventually learn some background invariance when trained for long enough.

### 3.7 CAN BACKGROUND AUGMENTATIONS IMPROVE PERFORMANCE IN THE SUPERVISED SETTING?

We have found that background augmentations provide a significant performance boost to a suite of high-performing SSL methods, and shrink the gap to supervised methods down to 0.3%. We note that most SSL methods utilize an augmentation suite that is inherited from supervised training. By designing augmentations specifically for SSL, we were able to induce a substantial increase in performance; this raises the question of whether a similar performance boost would be observed when applying background augmentations to supervised training.

Interestingly, we find that background augmentations *do not* confer a performance benefit in the supervised setting. In Table 5, we plot the performance of BG\_RM and BG\_Random, sweeping over  $p$ , finding no setting that outperforms the supervised benchmark<sup>2</sup>. This result highlights the fact that the utility of background augmentations is specific to SSL. Given the importance of augmentations to SSL (e.g., Chen et al. (2020a)), it is therefore critical to evaluate and explore augmentations tailor-made for the SSL setting.

### 3.8 GENERALITY OF LEARNED REPRESENTATIONS

If background augmentations lead to increased focus on semantic content and decreased focus on non-robust predictors for classification (e.g., Ilyas et al. (2019)), we expect that these augmentations would also lead to improved performance on out of distribution downstream tasks. In particular, we expect gains on those tasks which have proven especially challenging for supervised networks.

<sup>2</sup>Note that BG\_Swaps is not applicable here since there is no concept of a negative to match.

Here, we discuss several such tasks, including the Backgrounds Challenge (Xiao et al., 2021), ReaL ImageNet (Beyer et al., 2020), adversarial attacks (Goodfellow et al., 2015; Kurakin et al., 2016; Madry et al., 2018), and natural adversarial examples (Hendrycks et al., 2019), finding improved performance across the board.

### 3.8.1 IMPROVEMENTS ON BACKGROUNDS CHALLENGE

The Backgrounds Challenge<sup>3</sup>, introduced in Xiao et al. (2021), is an out-of-distribution test dataset containing different variants of a 9-class subset of ImageNet manipulated to have different amounts of foreground and background signal. This dataset is divided into a number of splits: Only-BG-B and Only-BG-T, in which the foreground is removed and replaced either with a black box (Only-BG-B) or a tiled version of the background (Only-BG-T); No-FG and Only-FG, which feature an image with the foreground shape cut out (and discernible) as well as the foreground alone on a black background (similar to our BG\_RM); and Mixed-Same, Mixed-Rand, and Mixed-Next, which feature foregrounds pasted onto backgrounds from different images of the same class (Mixed-Same), random images (Mixed-Rand), and deterministically from the next class such that backgrounds provide systematically misleading information (Mixed-Next). If models learn to focus on the semantically meaningful foreground and ignore the background, we should expect classification performance to decrease for Only-BG-B and Only-BG-T, and to increase for Only-FG, Mixed-Same, Mixed-Rand, and Mixed-Next<sup>4</sup>.

We evaluate the baseline SSL methods as well as models with background augmentations on the Backgrounds Challenge dataset in Table 6. As in the supervised setting, we found that models which perform better on the clean dataset also perform better across background challenge splits. Critically, we also found that background augmentations consistently improved performance on the backgrounds challenge, especially on the images with misleading backgrounds (Mixed-X), and in some cases outperforms supervised models. We also found that BG\_Swaps consistently improved performance on the backgrounds challenge over BG\_RM. For example, on the Mixed-Next split, vanilla MoCov2 reaches 67.0% performance, worse than the baseline supervised performance of 77.2%, but incorporating BG\_RM and BG\_Swaps increases this to 75.2% and 81.2%, respectively. These results demonstrate that background augmentations do indeed encourage semantic focus on the foreground, and that explicitly discouraging background focus (as in BG\_Swaps) is beneficial over simply removing positive signal in the background.

### 3.8.2 REAL IMAGENET CONFIRMS IMPROVEMENT OF SEMANTIC FOCUS

Next, we evaluate performance on the ReaL ImageNet labels, which relabel ImageNet to better represent the semantic content of the images (Beyer et al., 2020). As with the original ImageNet labels, we found that background augmentations substantially improve performance on ImageNet ReaL (Table 1), confirming that background augmentations do actually induce increased semantic focus rather than simply overfitting to the original ImageNet labels.

### 3.8.3 NATURAL ADVERSARIAL EXAMPLES

We next evaluate classification performance on a very challenging dataset: ImageNet-A, a dataset of a natural adversarial examples that were found to be consistently misclassified across models. These are extremely challenging for even supervised methods with ResNet-50 accuracy being only 0.04% (Hendrycks et al., 2019)<sup>5</sup>.

As a first experiment, we investigate whether the difficulty of natural adversarial examples partially stems from misleading signal in the background. To test this, we modify the ImageNet-A dataset by removing backgrounds such that only the foreground is present (Only-FG ImageNet-A). Indeed, we find that performance of supervised ResNet-50 improves from 0.04% to 2.8%, suggesting that some

<sup>3</sup>[https://github.com/MadryLab/backgrounds\\_challenge](https://github.com/MadryLab/backgrounds_challenge)

<sup>4</sup>It is more difficult to determine whether performance should increase or decrease for the No-FG split, since this manipulation leaves a perfectly shaped cutout of the foreground on the background, which provides substantial information about the structure of the foreground even though it has been removed.

<sup>5</sup>The performance on ResNet-50 is especially low because the dataset was generated by finding examples misclassified by ResNet-50. As such, performance for other models is slightly higher, though still below 3%. We maintain our use of ResNet-50, however, to remain consistent with models throughout the paper.

Data	Duration	Method	MoCov2	BYOL	SwAV
ImageNet-A	<i>medium</i>	<i>baseline</i>	3.1	4.4	3.7
		BG_RM	3.4 (+0.3)	6.0 (+1.6)	4.1 (+0.4)
		BG_Random	-	6.4 (+2.0)	4.1 (+0.4)
		BG_Swaps	3.9 (+0.8)	-	-
	<i>full</i>	<i>baseline</i>	4.2	5.3	5.2
		BG_RM	4.8 (+0.6)	6.6 (+1.3)	6.1 (+0.9)
		BG_Random	-	6.6 (+1.3)	6.1 (+0.9)
		BG_Swaps	5.4 (+1.2)	-	-

Table 7: **Background augmentations improve performance on a ImageNet-A, a dataset of natural adversarial examples.**

$\epsilon$	MoCov2			BYOL			SwAV		
	baseline	BG_RM	BG_Swaps	baseline	BG_RM	BG_Random	baseline	BG_RM	BG_Random
2 / 255	46.9	49.9 (+3.0)	50.7 (+3.8)	58.2	59.6 (+1.4)	59.0 (+0.8)	47.1	51.2 (+4.1)	51.0 (+3.9)
4 / 255	37.7	40.7 (+3.0)	42.8 (+5.1)	50.2	52.0 (+1.8)	50.1 (-0.1)	36.4	40.8 (+4.4)	40.7 (+4.3)
8 / 255	28.7	31.6 (+2.9)	34.8 (+6.1)	41.5	43.3 (+1.8)	42.4 (+0.9)	27.0	31.0 (+4.0)	31.1 (+4.1)
16 / 255	21.9	24.6 (+2.7)	28.6 (+6.7)	34.5	36.1 (+1.6)	35.4 (+0.9)	21.3	24.6 (+3.3)	24.5 (+3.2)

Table 8: **Background augmentations increase robustness to FGSM adversarial attacks.**

amount of the difficulty of natural adversarial examples stems from misleading information in the background.

We next investigate the performance of standard SSL methods on this task, finding substantively improved performance relative to the supervised methods (Table 7)<sup>6</sup>. Despite this improvement, comparing the performance of SSL methods for the unmodified ImageNet-A vs. Only-FG ImageNet-A (see Appendix A.8) demonstrates that SSL models perform *worse* on the version of ImageNet-A with only foregrounds, suggesting that SSL methods still may be overly focused on backgrounds. Together with the supervised results, this suggests that background augmentations in SSL should prove helpful. Indeed, we find that they are, with all versions of background augmentations resulting in substantially improved performance on ImageNet-A. In particular, we found BG\_Swaps to be extremely effective, suggesting the importance of using background matched negatives. These results demonstrate that part of the challenge of ImageNet-A stems from images with misleading backgrounds and that background augmentations can substantially improve robustness to these natural adversarial examples.

### 3.8.4 BACKGROUND AUGMENTATIONS IMPROVE ROBUSTNESS TO ADVERSARIAL PERTURBATIONS

Ilyas et al. (2019) demonstrated that adversarial examples are partially driven by the learning of non-robust, high frequency features which can be predictive of ground-truth classification labels, but which are also highly susceptible to adversarial attacks. Since background augmentations encourage focus on semantically meaningful content in images, a natural question is whether these augmentations also confer increased robustness to adversarial perturbations. To test this, we use two popular attacks: FGSM (Goodfellow et al., 2015) and PGD (Kurakin et al., 2016; Madry et al., 2018). We found that background augmentations did indeed result in increased robustness with BG\_Swaps consistently providing a greater benefit than BG\_RM (Table 8, Appendix A.7), again emphasizing the importance of discouraging focus on backgrounds with matched negatives.

<sup>6</sup>Accuracies for the medium setting are average of 3 independent runs, see A.8 for an expanded table with SEM.

Dataset	MoCov2			BYOL			SwAV		
	baseline	BG_RM	BG_Swaps	baseline	BG_RM	BG_Random	baseline	BG_RM	BG_Random
CIFAR-10	73.9	80.3 (+6.4)	77.5 (+3.6)	86.7	88.5 (+1.8)	87.9 (+1.2)	92.7	93.3 (+0.6)	93.3 (+0.6)
CIFAR-100	40.8	51.4 (+10.6)	46.3 (+5.5)	67.6	68.2 (+0.6)	67.1 (-0.5)	76.0	77.3 (+1.3)	76.8 (+0.8)

Table 9: **Background augmentations improve performance on linear valuation on CIFAR-10 and 100.**

### 3.9 EVALUATION ON CIFAR-10 AND 100

We find that the performance benefits of including background augmentations extends to CIFAR-10 and 100, see Table 9. Note that didn’t validate the best performing setting, but all methods used the same protocol to be directly comparable. All models receive full pre-training.

## 4 RELATED WORK

A number of recent works have investigated whether non-semantic features are exploited by models in supervised learning. We draw heavy inspiration from this literature, especially Xiao et al. (2021) and Sehwal et al. (2020) who demonstrate the importance of backgrounds for image classification. Other works have demonstrated the importance of high-frequency information for classification, both in traditional image classification (Jo & Bengio, 2017) and in the context of adversarial robustness (Ilyas et al., 2019). There have also been a number of works investigating the importance of shape vs. texture for classification decisions, both in supervised (Geirhos et al., 2019) and self-supervised learning (Geirhos et al., 2020), with Hermann et al. (2020) recently proposing modifications to the augmentation pipeline to encourage focus on shapes.

There have also been a number of recent studies which have focused on improving augmentations for SSL, either by learning them jointly with the contrastive learning objective (Tamkin et al., 2021) or by hand-designed modifications to the augmentation pipeline. Purushwalkam & Gupta (2020) investigate the impact of augmentations on invariances to occlusion, viewpoint, and category instance. Of particular note, Selvaraju et al. (2020) also aims to improve focus on semantically meaningful content in images by constraining the crops used in SSL to contain the object of interest as determined by saliency methods. Finally, several works have explored the use of “copy-paste” augmentations in which foregrounds are “pasted” onto random backgrounds, either with the aim of generating large labeled datasets (Dwibedi et al., 2017; Dvornik et al., 2018) or to improve instance segmentation (Ghiasi et al., 2020).

Concurrent<sup>7</sup> to our work, Zhao et al. (2021) propose a similar method which replaces the backgrounds of images used for self-supervised contrastive learning with solid and random backgrounds, also finding that this confers a performance improvement. However, we emphasize several critical differences between the concurrent work and ours. First, while Zhao et al. (2021) explore a method similar to our BG\_RM, they do not explore manipulating backgrounds independently for the positive and the negatives (BG\_Swaps). This approach allows us to both discourage focus on backgrounds *as well as* encourage focus on the foreground, and results in substantial performance gains over BG\_RM in a number of settings. Second, we also study the benefits of background augmentations across supervised models, finding that these augmentations do not benefit supervised learning, demonstrating the need for distinct data augmentations for self-supervised learning. Third, we perform an in-depth exploration of the implications of background augmentations on robustness to a number of distribution shifts, including adversarial attacks (Goodfellow et al., 2015; Kurakin et al., 2016; Madry et al., 2018), ImageNet Real (Beyer et al., 2020), natural adversarial examples (Hendrycks et al., 2019), and the backgrounds challenge (Xiao et al., 2021). Finally, we explore a broader array of SSL methods, finding background augmentations benefit all approaches.

<sup>7</sup>Zhao et al. (v1, 2020) studied an augmentation similar to BG\_RM in the context of Instance Recognition (IR). IR learns an embedding by treating each individual image as a separate class and maximizes their dissimilarity. In contrast, our work focuses on SSL methods which use siamese networks to learn embeddings via augmentation induced invariance (Chen & He, 2020) - Zhao et al. (v2, Jan 2021) expands to include such methods concurrently with our work.



## 5 DISCUSSION

We investigated the potential of background augmentations for self-supervised learning. We explored several variants of background augmentations, including those with constant gray backgrounds (BG\_RM), randomized backgrounds (BG\_Random), and matched backgrounds between queries and negatives (BG\_Swaps). Across methods, we found that background augmentations result in sizeable performance improvements on ImageNet linear classification, allowing us to reach within 0.3% of supervised performance for ResNet-50. Interestingly, we found that background augmentations conferred no benefit in supervised training, demonstrating the importance of designing augmentations specifically for self-supervised learning. Finally, we evaluated the impact of background augmentations on several out-of-distribution settings, finding that background augmentations resulted in improved performance on the Backgrounds Challenge, ImageNet-A, and improved robustness to adversarial attacks, consistent with background augmentations increasing model focus on semantically meaningful content.

### 5.1 CAVEATS AND LIMITATIONS

As noted in the Methods, our foreground masks are generated using U2Net, which is trained on DUTS-TR. DUTS contains 10,553 pixel-level manual saliency annotations. To test whether high-fidelity masks are requisite for our approach, we corrupt the masks in Appendix A.2, finding that the performance of our models is preserved even with lower quality segmentations.

When choosing a class of augmentations for SSL, one is encoding properties of the data that the model is intended to be insensitive to. If the downstream task relies on those properties, then performance is expected to be poor. In other words, there is no “silver bullet” data augmentation such that SSL will produce good representations for all possible downstream tasks. When pre-training with our background augmentations, if a downstream task relies critically on background information, we would expect poor performance. Indeed, when we examined the impact of background augmentations on Places205, a dataset in which semantic content is not easily divided into foreground and background, we found background augmentations conferred no benefit (Appendix A.6).

We encountered stability issues when implementing BG\_Swaps with SwAV (see Appendix A.5), which limited their benefit with this method. Future work could better understand this issue to fully unlock the benefits of BG\_Swaps.

## REFERENCES

- Lucas Beyer, Olivier J Hénaff, Alexander Kolesnikov, Xiaohua Zhai, and Aäron van den Oord. Are we done with imagenet? *arXiv preprint arXiv:2006.07159*, 2020.
- Tiffany Tianhui Cai, Jonathan Frankle, David J Schwab, Ari S Morcos, et al. Are all negatives created equal in contrastive instance discrimination? *arXiv preprint arXiv:2010.06682*, 2020.
- Mathilde Caron, Ishan Misra, Julien Mairal, Priya Goyal, Piotr Bojanowski, and Armand Joulin. Unsupervised learning of visual features by contrasting cluster assignments. 2020.
- Ting Chen, Simon Kornblith, Mohammad Norouzi, and Geoffrey Hinton. A simple framework for contrastive learning of visual representations. 2020a.
- Ting Chen, Simon Kornblith, Kevin Swersky, Mohammad Norouzi, and Geoffrey Hinton. Big self-supervised models are strong semi-supervised learners. 2020b.
- Xinlei Chen and Kaiming He. Exploring simple siamese representation learning. *arXiv preprint arXiv:2011.10566*, 2020.
- Xinlei Chen, Haoqi Fan, Ross Girshick, and Kaiming He. Improved baselines with momentum contrastive learning. *arXiv preprint arXiv:2003.04297*, 2020c.
- Nikita Dvornik, Julien Mairal, and Cordelia Schmid. Modeling visual context is key to augmenting object detection datasets. In *Proceedings of the European Conference on Computer Vision (ECCV)*, September 2018.

- Debidatta Dwibedi, Ishan Misra, and Martial Hebert. Cut, paste and learn: Surprisingly easy synthesis for instance detection. In *The IEEE International Conference on Computer Vision (ICCV)*, Oct 2017.
- Robert Geirhos, Patricia Rubisch, Claudio Michaelis, Matthias Bethge, Felix A. Wichmann, and Wieland Brendel. Imagenet-trained CNNs are biased towards texture; increasing shape bias improves accuracy and robustness. In *International Conference on Learning Representations*, 2019. URL <https://openreview.net/forum?id=Bygh9j09KX>.
- Robert Geirhos, Kantharaju Narayanappa, Benjamin Mitzkus, Matthias Bethge, Felix A Wichmann, and Wieland Brendel. On the surprising similarities between supervised and self-supervised models. *arXiv preprint arXiv:2010.08377*, 2020.
- Golnaz Ghiasi, Yin Cui, Aravind Srinivas, Rui Qian, Tsung-Yi Lin, Ekin D Cubuk, Quoc V Le, and Barret Zoph. Simple copy-paste is a strong data augmentation method for instance segmentation. *arXiv preprint arXiv:2012.07177*, 2020.
- Ian Goodfellow, Jonathon Shlens, and Christian Szegedy. Explaining and harnessing adversarial examples. In *International Conference on Learning Representations*, 2015. URL <http://arxiv.org/abs/1412.6572>.
- Jean-Bastien Grill, Florian Strub, Florent Althé, Corentin Tallec, Pierre H Richemond, Elena Buchatskaya, Carl Doersch, Bernardo Avila Pires, Zhaohan Daniel Guo, Mohammad Gheshlaghi Azar, et al. Bootstrap your own latent: A new approach to self-supervised learning. *Neural Information Processing Systems (NeurIPS)*, 2020.
- Kaiming He, Haoqi Fan, Yuxin Wu, Saining Xie, and Ross Girshick. Momentum contrast for unsupervised visual representation learning. 2020.
- Dan Hendrycks, Kevin Zhao, Steven Basart, Jacob Steinhardt, and Dawn Song. Natural adversarial examples. *arXiv preprint arXiv:1907.07174*, 2019.
- Katherine L Hermann, Ting Chen, and Simon Kornblith. The origins and prevalence of texture bias in convolutional neural networks. *Neural Information Processing Systems (NeurIPS)*, 2020.
- Andrew Ilyas, Shibani Santurkar, Dimitris Tsipras, Logan Engstrom, Brandon Tran, and Aleksander Madry. Adversarial examples are not bugs, they are features. In H. Wallach, H. Larochelle, A. Beygelzimer, F. d'Alché-Buc, E. Fox, and R. Garnett (eds.), *Advances in Neural Information Processing Systems*, volume 32, pp. 125–136. Curran Associates, Inc., 2019. URL <https://proceedings.neurips.cc/paper/2019/file/e2c420d928d4bf8ce0ff2ec19b371514-Paper.pdf>.
- Jason Jo and Yoshua Bengio. Measuring the tendency of cnns to learn surface statistical regularities. *arXiv preprint arXiv:1711.11561*, 2017.
- Yannis Kalantidis, Mert Bulent Sariyildiz, Noe Pion, Philippe Weinzaepfel, and Diane Larlus. Hard negative mixing for contrastive learning. *Neural Information Processing Systems (NeurIPS)*, 2020.
- Alexey Kurakin, Ian J. Goodfellow, and Samy Bengio. Adversarial examples in the physical world. November 2016. URL <https://openreview.net/forum?id=S1OuFnIlx>.
- Yingwei Li, Qihang Yu, Mingxing Tan, Jieru Mei, Peng Tang, Wei Shen, Alan Yuille, and cihang xie. Shape-texture debiased neural network training. In *International Conference on Learning Representations*, 2021. URL <https://openreview.net/forum?id=Db4yerZTYkz>.
- Aleksander Madry, Aleksandar Makelov, Ludwig Schmidt, Dimitris Tsipras, and Adrian Vladu. Towards deep learning models resistant to adversarial attacks. In *International Conference on Learning Representations*, 2018. URL <https://openreview.net/forum?id=rJzIBfZAb>.
- Senthil Purushwalkam and Abhinav Gupta. Demystifying contrastive self-supervised learning: Invariances, augmentations and dataset biases. *Neural Information Processing Systems (NeurIPS)*, 2020.

- Xuebin Qin, Zichen Zhang, Chenyang Huang, Masood Dehghan, Osmar Zaiane, and Martin Jagersand. U2-net: Going deeper with nested u-structure for salient object detection. volume 106, pp. 107404, 2020.
- Joshua David Robinson, Ching-Yao Chuang, Suvrit Sra, and Stefanie Jegelka. Contrastive learning with hard negative samples. In *International Conference on Learning Representations*, 2021. URL <https://openreview.net/forum?id=CR1XOQ0UTh->.
- Vikash Sehwal, Rajvardhan Oak, Mung Chiang, and Prateek Mittal. Time for a background check! uncovering the impact of background features on deep neural networks. *arXiv preprint arXiv:2006.14077*, 2020.
- Ramprasaath R Selvaraju, Karan Desai, Justin Johnson, and Nikhil Naik. Casting your model: Learning to localize improves self-supervised representations. *arXiv preprint arXiv:2012.04630*, 2020.
- Alex Tamkin, Mike Wu, and Noah Goodman. Viewmaker networks: Learning views for unsupervised representation learning. In *International Conference on Learning Representations*, 2021. URL <https://openreview.net/forum?id=enoVQWLsfyL>.
- Mike Wu, Milan Mosse, Chengxu Zhuang, Daniel Yamins, and Noah Goodman. Conditional negative sampling for contrastive learning of visual representations. In *International Conference on Learning Representations*, 2021. URL <https://openreview.net/forum?id=v8b3e5jN66j>.
- Kai Xiao, Logan Engstrom, Andrew Ilyas, and Aleksander Madry. Noise or signal: The role of image backgrounds in object recognition. 2021.
- Yang You, Igor Gitman, and Boris Ginsburg. Large batch training of convolutional networks. *arXiv preprint arXiv:1708.03888*, 2017.
- Nanxuan Zhao, Zhirong Wu, Rynson W.H. Lau, and Stephen Lin. Distilling localization for self-supervised representation learning. In *Proceedings of the AAAI Conference on Artificial Intelligence*, 2021.

## A APPENDIX

### A.1 ADDITIONAL IMPLEMENTATION DETAILS

In this section, we provide training details for each of the SSL methods in our test bed and the protocol followed for linear evaluation on ImageNet-1k, CIFAR-10, CIFAR-100 and Places205. All experiments use the ResNet-50 architecture. All learning rates specified are *base learning rates* for a batch size of 256. Learning rates are obtained by linearly scaling the base learning rates as  $\text{base learning rate} \times \text{batch size}/256$ . We closely followed the implementation details of the original works where possible. Settings not mentioned here are identical to respective original works.

#### A.1.1 TRAINING OF SSL METHODS

**MoCov2** We used a larger (than the standard 256) batch size of 1024 (distributed across 32 GPUs) with a 20 epoch warmup for 220 (800) epochs in the medium (full) setting. These setting were chosen to speed up training while matching (or improving upon) the reported performance at a similar number of epochs (200 in Chen et al. (2020c)).

*Background augmentations.* In BG\_RM, backgrounds were removed in  $q$  and  $k+$  with  $p_{\text{remove}} = 0.2$ . In BG\_Swaps,  $p_{\text{pos}} = p_{\text{neg}} = 0.2$  and crops in Random Resized Crops (RRC) were constrained to include  $\text{fg}_{\min} = 0.1$  fraction of the foreground, by rejection sampling. Concretely, RRC parameters were sampled up to 10 times to satisfy constraints and defaulting to a CenterCrop, if no satisfactory parameters are sampled. See A.4 for additional discussion and ablations.

**BYOL** We used a batch size of 4096 (distributed across 64 GPUs). Our implementation used synchronized batch-normalization layers (synced per group of 8 GPUs) using the apex library. In RRC, we used a scale setting of (0.2, 1.0). We obtained similar results in the medium settings (300 epochs) when we instead used a) synchronized batch-normalization layers across all GPUs or b) used a scale setting of (0.08, 1.0), but this may be different in the full setting (1000 epochs), potentially further improving on the 75.3% accuracy we obtained in the full setting using background augmentations.

*Background augmentations.* In BG\_RM,  $p_{\text{remove}} = 0.15$ ,  $\text{fg}_{\min} = 0.05$ , while in BG\_Random,  $p_{\text{pos}} = 0.05$ ,  $\text{fg}_{\min} = 0.05$ .

**SwAV** Training was identical to original implementation. *Background augmentations.* In BG\_RM,  $p_{\text{remove}} = 0.15$  and  $\text{fg}_{\min} = 0.05$ , while in BG\_Random,  $p_{\text{pos}} = 0.05$  and  $\text{fg}_{\min} = 0.05$ .

#### A.1.2 LINEAR EVALUATION ON IMAGENET-1K

Linear evaluation protocol was largely similar to original work. For MoCov2 and SwAV, we evaluate with a larger batch size to speed up evaluation. We train the classifier for more epochs in the case of MoCov2 and BYOL to reduce variability in the results.

**MoCov2** The linear classifier was trained for 120 epochs, with a step schedule of 60, 80, 100 and a decay factor of 0.1, with a warmup of 10 epochs, a batch size of 2048 (distributed across 32 GPUs).

**BYOL** The linear classifier was trained for 140 epochs, with a step schedule of 80, 100, 120 and a decay factor of 0.1. We used a base learning rate of 0.2 and a batch size of 1024 distributed across 16 GPUs.

**SwAV** The linear classifier was trained for 100 epochs with 5 warmup epochs using a batch size of 2048 (distributed across 32 GPUs) and a cosine schedule.

#### A.1.3 LINEAR EVALUATION ON CIFAR-10, 100

All methods were evaluated using the same protocol for fair comparison. A linear classifier was trained with SGD with momentum 0.9 for 100 epochs with a base learning rate of 0.08, a batch size of 32 and a cosine learning rate schedule.

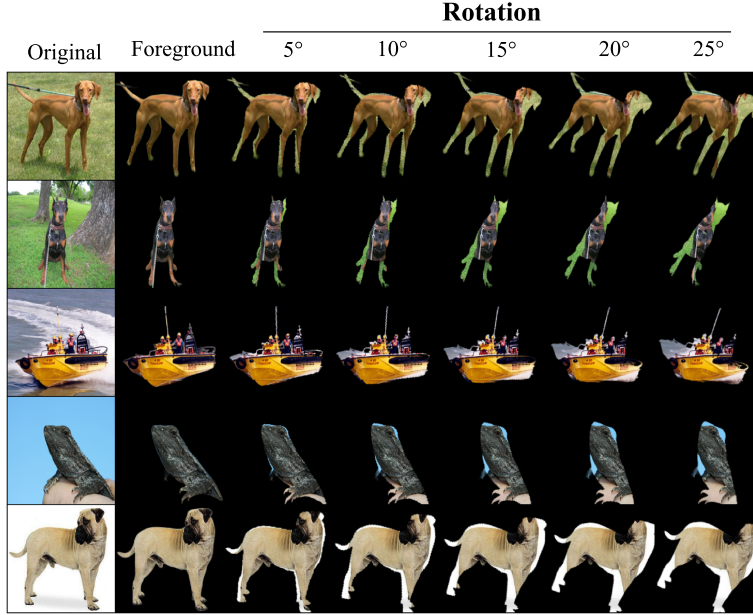


Figure A1: Examples of rotated foreground masks.

#### A.1.4 SEMI-SUPERVISED EVALUATION ON IMAGENET-1K

For SwAV, we use the same settings as in the original implementation (Caron et al., 2020). Since MoCov2 does not report evaluation semi-supervised and BYOL does not report the setting of learning rate and epochs used, for simplicity, we use the same settings as in linear evaluation.

#### A.1.5 LINEAR EVALUATION ON PLACES205

All methods were evaluated using the same protocol for fair comparison. A linear classifier was trained with SGD with momentum 0.9 for 28 epochs with a base learning rate of 1.0, a batch size of 256 and a step schedule of 7, 14, 21 and a decay factor of 0.1. Weight decay was set to 0.0001.

#### A.2 TRAINING WITH NOISY MASKS

To characterize the dependence of our augmentations on the fidelity of foreground masks, we perturb the masks in numerous ways across a range of distortions. We characterize this dependence for BG\_RM across all the SSL methods in our test bed; In the case of MoCov2, we additionally include BG\_Swaps. To show the *robustness of background augmentations* to mask fidelity, we apply the respective distortion to *each mask, every time* it is used in a background augmentation. All experiments are in the respective medium settings.

The perturbations we consider are: rotation (see figure A1 for examples), shear (see figure A2), translation (see figure A3) and horizontal flips. In particular, we expect mask translation to be a very challenging *stress test*. We make the following observations:

- Overall, we find that there is *substantial* slack in the fidelity of the mask. In many examples, very little of the foreground object remains, yet background augmentations maintain improved performance over the baseline with no background augmentations. In addition to characterizing the dependence of background augmentations on mask quality, these experiments may give some insight into how backgrounds augmentations confer a performance boost: models learn to better attend to foregrounds using *textures* - for which even small patches of the foreground suffice as a useful learning signal. This is consistent with recent work Geirhos et al. (2020) showing SSL models are generally texture biased and may be (in part) a consequence Hermann et al. (2020) of RRC in SSL pipelines.

Max Rotation	MoCov2			BYOL		SwAV	
	baseline	BG_RM	BG_Swaps	baseline	BG_RM	baseline	BG_RM
0°	67.7	69.3 (+1.6)	69.7 (+2.0)	72.7	73.5 (+0.8)	72.2	73.7 (+1.5)
5°	-	69.3 (+1.6)	69.3 (+1.6)	-	73.1 (+0.4)	-	73.7 (+1.5)
10°	-	69.0 (+1.3)	69.3 (+1.6)	-	73.3 (+0.6)	-	73.6 (+1.4)
15°	-	68.7 (+1.0)	69.4 (+1.7)	-	73.3 (+0.6)	-	73.3 (+1.1)
20°	-	68.7 (+1.0)	69.1 (+1.4)	-	73.1 (+0.4)	-	73.5 (+1.3)
25°	-	68.4 (+0.7)	69.0 (+1.3)	-	73.1 (+0.4)	-	73.5 (+1.3)

Table A1: **Background augmentations are robust to substantial noise induced via *rotations* in the foreground mask.** Of note, BG\_Swaps maintains a large performance benefit even at very large distortions in mask. We highlight the  $\Delta$  relative to the baselines with no background augmentations.

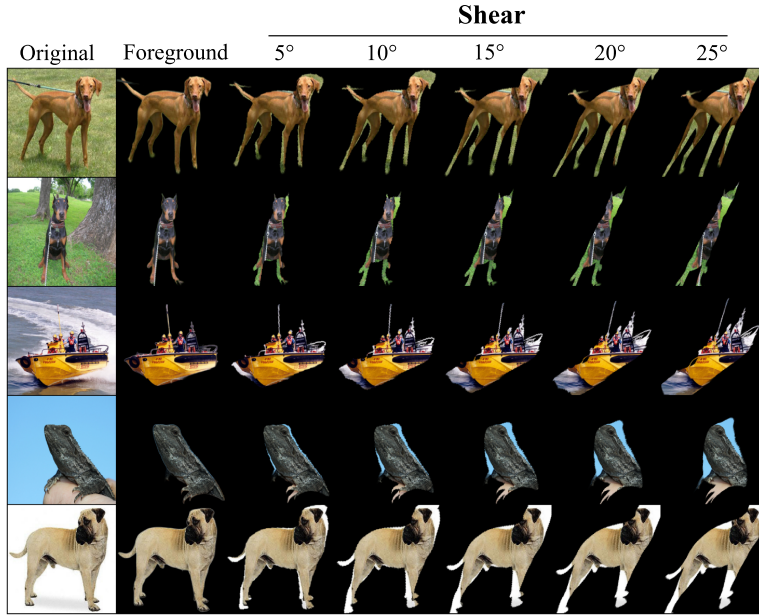


Figure A2: **Examples of sheared foreground masks.**

- Of particular note, BG\_Swaps is far more robust to noise in the mask in MoCov2 compared to BG\_RM across all variants and degrees of perturbations, showcasing its robustness.
- Mask translation noise is particularly challenging as expected. Surprisingly, some performance benefits persist (but quickly disappear under more extreme perturbations).
- SwAV is very robust to high amounts of mask noise.

*Implementation Details.* Every mask was perturbed prior to background augmentations in every epoch. *Rotation.* Each mask was subject to random rotation sampled between  $(-\text{max rot.}, +\text{max rot.})$ . *Shearing.* Each mask was subject to shearing independently along  $x$  and  $y$  coordinates with a value uniformly sampled from  $(-\text{max shear}, +\text{max shear})$ . *Translation.* Each mask was subject to translation independently along the width and height with values uniformly sampled from  $(-\text{max trans.}, +\text{max trans.}) \times \text{fg width}$  and  $(-\text{max trans.}, +\text{max trans.}) \times \text{fg height}$  respectively. *Horizontal Flips.* Each mask was horizontally flipped with a probability 0.5 (on each use of the mask).

### A.3 ADDITIONAL ABLATIONS

Here we characterize the behavior of the SSL methods considered via systematic ablations. All ablations are in the medium settings.

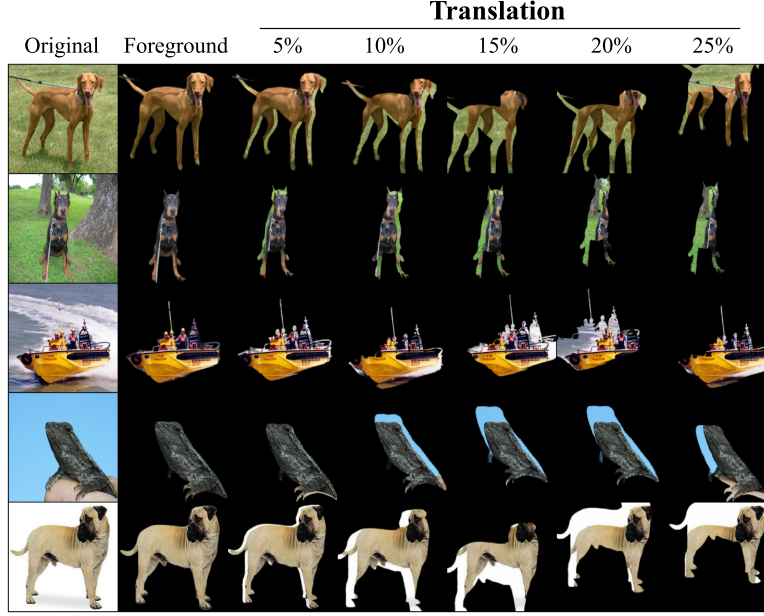


Figure A3: Examples of translated foreground masks.

Max Shear	MoCov2			BYOL		SwAV	
	baseline	BG_RM	BG_Swaps	baseline	BG_RM	baseline	BG_RM
0°	67.7	69.3 (+1.6)	69.7 (+2.0)	72.7	73.5 (+0.8)	72.2	73.7 (+1.5)
5°	-	69.2 (+1.5)	69.3 (+1.6)	-	73.2 (+0.5)	-	73.5 (+1.3)
10°	-	68.8 (+1.1)	69.2 (+1.5)	-	73.5 (+0.8)	-	73.6 (+1.4)
15°	-	68.6 (+0.9)	69.4 (+1.7)	-	73.0 (+0.3)	-	73.5 (+1.3)
20°	-	68.3 (+0.6)	69.0 (+1.3)	-	73.2 (+0.5)	-	73.4 (+1.2)
25°	-	68.1 (+0.4)	68.9 (+1.2)	-	72.9 (+0.2)	-	73.5 (+1.3)

Table A2: **Background augmentations are robust to substantial noise induced via *shearing* the foreground mask.** Of note, BG\_Swaps maintains a large performance benefit even at very large distortions in mask. We highlight the  $\Delta$  relative to the baselines with no background augmentations.

Max Translation	MoCov2			BYOL		SwAV	
	baseline	BG_RM	BG_Swaps	baseline	BG_RM	baseline	BG_RM
0%	67.7	69.3 (+1.6)	69.7 (+2.0)	72.7	73.5 (+0.8)	72.2	73.7 (+1.5)
5%	-	68.9 (+1.2)	69.5 (+1.8)	-	73.3 (+0.6)	-	73.3 (+1.1)
10%	-	68.7 (+1.0)	69.2 (+1.5)	-	73.3 (+0.6)	-	73.5 (+1.3)
15%	-	68.2 (+0.5)	68.7 (+1.0)	-	73.1 (+0.4)	-	73.2 (+1.0)
20%	-	68.0 (+0.3)	68.7 (+1.0)	-	73.1 (+0.4)	-	73.3 (+1.1)
25%	-	67.9 (+0.2)	68.3 (+0.6)	-	72.9 (+0.2)	-	73.0 (+0.8)

Table A3: **Background augmentations are robust to substantial noise induced via *translating* the foreground mask.** Of note, BG\_Swaps maintains a large performance benefit even at very large distortions in mask. We highlight the  $\Delta$  relative to the baselines with no background augmentations.

Random Horizontal Flip	MoCov2			BYOL		SwAV	
	baseline	BG_RM	BG_Swaps	baseline	BG_RM	baseline	BG_RM
$\times$	67.7	69.3 (+1.6)	69.7 (+2.0)	72.7	73.5 (+0.8)	72.2	73.7 (+1.5)
$\checkmark$	-	68.7 (+1.0)	69.4 (+1.7)	-	73.3 (+0.6)	-	73.5 (+1.3)

Table A4: **Background augmentations are robust to substantial noise induced via *horizontal flips* of the foreground mask.** Of note, BG\_Swaps maintains a large performance benefit over BG\_RM. We highlight the  $\Delta$  relative to the baselines with no background augmentations.

Baseline (67.7)	$p = 0.1$	$p = 0.2$	$p = 0.3$	$p = 0.4$	$p = 0.5$
BG_RM	<b>69.3</b>	<b>69.3</b>	<b>69.3</b>	68.8	68.4
BG_Random	69.1	<b>69.2</b>	68.6	67.8	66.8

Table A5: **MoCov2:** Ablating the strength of background augmentations BG\_RM and BG\_Random.

### A.3.1 STRENGTH OF AUGMENTATION

We ablate the strength of augmentations and find that  $p \in [0.1, 0.3]$  is generally a good setting. As previously discussed, though BG\_RM is more (Out-of-Distribution) OOD than BG\_Random, the presence of negatives in the queue  $Q$  with (gray) backgrounds similar to  $q$  offsets this and results in better performance than BG\_Random across all augmentation strengths, see Table A5.

As discussed in the main text, BG\_Swaps overcomes the OOD issue by using cached random backgrounds in  $q$  and  $k+$  with a probability  $p_{\text{pos}}$  and including an additional negative whose background matches  $q$  with a probability  $p_{\text{neg}}$ . As can be seen in Table A6, this results in substantially improved performance at every level of  $p_{\text{pos}}$ . Performance is more sensitive to  $p_{\text{pos}}$  than to  $p_{\text{neg}}$  and  $p_{\text{pos}} = p_{\text{neg}}$  is generally a reasonable setting. Performance as a function of augmentation strength for BYOL and SwAV are shown in Tables A7 and A8.

### A.3.2 DO MULTIPLE NEGATIVES HELP?

We investigated using multiple negatives in BG\_Swaps but this did not confer further improvements in performance. We obtained 68.9% ImageNet accuracy using using 5 background matched negatives vs 68.8% using 1 background matched negative, suggesting there may be little benefit from increasing the number of background matched negatives. In these experiments, there were no background augmentations in  $q$ , only in  $k+$  and  $k-$ ;  $p_{\text{pos}} = p_{\text{neg}} = 0.2$ , background for the matching negative matched  $k+$ .

### A.3.3 IS IT A BETTER TEACHING SIGNAL FOR BACKGROUND AUGMENTATIONS IN THE POSITIVE AND NEGATIVE TO BE INDEPENDENT OR CORRELATED?

To answer this question, we contrasted *independent* background augmentations in BG\_Swaps in  $k+$  and  $k-$  with *coupled* background augmentations in  $k+$  and  $k-$ . We observed identical performance of 68.8% in each case. (Experiment settings same as in A.3.2)

### A.3.4 IS IT BETTER FOR A NEGATIVE’S BACKGROUND TO MATCH TO MATCH $q$ OR $k+$ ?

We observed similar results in both cases a) background matches  $q$  (68.9%) and b) background matches  $k+$  (68.8%). (Experiment settings same as in A.3.2)

## A.4 INFLUENCE OF RANDOM CROPS

Random Resized Crops (RRC) play a critical role in current SSL pipelines. Indeed, replacing RRC with Center Crops results in very poor accuracy (26.8% for MoCov2 in the medium setting). One effect of RRC is that very little foreground may be present in the crop. Interestingly, using BG\_Swaps with Center Crops can substantially improve performance over Center Crops alone, though the performance is still far reduced from RRC, see Table A9.



Baseline (67.7)	$p_{\text{neg}} = 0.1$	$p_{\text{neg}} = 0.2$	$p_{\text{neg}} = 0.3$	$p_{\text{neg}} = 0.4$	$p_{\text{neg}} = 0.5$
$p_{\text{pos}} = 0.1$	69.2	<b>69.6</b>	<b>69.7</b>	<b>69.6</b>	<b>69.7</b>
$p_{\text{pos}} = 0.2$	69.5	<b>69.7</b>	69.5	69.5	<b>69.7</b>
$p_{\text{pos}} = 0.3$	68.9	69.3	69.3	69.0	69.3

Table A6: **MoCov2**: Ablating the strength of background augmentation BG\_Swaps.

Baseline (72.7)	$p = 0.05$	$p = 0.1$	$p = 0.15$	$p = 0.2$	$p = 0.25$
BG_RM	73.7	73.6	<b>73.8</b>	73.5	73.1
BG_Random	73.7	<b>73.9</b>	73.5	73.4	72.7

Table A7: **BYOL**: Ablating the strength of background augmentations BG\_RM and BG\_Random.

We study the effect of including a lower bound on the amount of foreground included in the crop. Concretely, we generate the parameters for RRC imposing one additional constraint: that  $\text{fg}_{\min}$  area of the foreground be present in the crop so produced. Crop parameters are sampled in the standard way, defaulting to a Center Crop if the sampled RRC parameters are rejected 10 times. We find that this strategy can somewhat rescue sub-optimal settings in background augmentations, but it adds little benefit (if any) on top of it, see table A10. As such, too large a value of  $\text{fg}_{\min}$  is expected hurt performance, since it overly constrains RRC, a critical component in current SSL pipelines.

#### A.5 SENSITIVITY OF SWAV

We observed that SwAV is more sensitive to high amount of background augmentations, with performance degrading less gracefully than BYOL or MoCov2 when the strength of background augmentation is high. This may be related to the behavior of online clustering in SwAV. We observed high sensitivity to the temperature setting as well, in contrast with MoCov2. Future work could investigate the source of this sensitivity, potentially further improving performance.

#### A.6 FURTHER DOWNSTREAM EVALUATION

We have characterized improvements on ImageNet-1k, ReaL ImageNet-1k, CIFAR-10, CIFAR-100, ImageNet-A, the Backgrounds challenge, as well as robustness to adversarial attacks. Here, we discuss an important limitation of our work. As previously discussed, *by design* SSL augmentations are meant to induce invariance. Consequently, where *background is informative* to the task at hand, we expect poorer performance. We demonstrate this by linear evaluation on Places205, finding this is indeed the case.

#### A.7 ROBUSTNESS TO ADVERSARIAL ATTACKS

We study the adversarial robustness properties induced by background augmentations to two popular attacks: FGSM and PGD. We found across all SSL methods that background augmentations improve adversarial robustness, see table A12 for results on PGD. (FGSM results in table 8 and A13). All results are averages of 3 independent runs in the medium settings. In the case of PGD, we used a relative step size of 0.01/0.3 and 40 steps.

Baseline (72.2)	$p = 0.05$	$p = 0.1$	$p = 0.15$	$p = 0.2$	$p = 0.25$	$p = 0.3$
BG_RM	-	73.5	73.5	73.5	<b>73.6</b>	<b>73.7</b>
BG_Random	73.0	73.2	73.2	<b>73.7</b>	70.9	-

Table A8: **SwAV**: Ablating the strength of background augmentations BG\_RM and BG\_Random.

	RRC	CenterCrop	BG_Swaps	ImageNet acc.
baseline	✓			67.7
(a)	✓		✓	69.2
(b)		✓		26.8
(c)		✓	✓	49.6

Table A9: **Random Resized Crop is critical to good performance. Replacing with CenterCrop significantly hurts performance, but including BG\_Swaps somewhat helps compensate.** Results on MoCov2 in the medium setting; for BG\_Swaps,  $p_{\text{pos}} = p_{\text{neg}} = 0.1$ .

Baseline (67.7)	$\text{fg}_{\min} = 0$	$\text{fg}_{\min} = 0.1$	$\text{fg}_{\min} = 0.2$
$p_{\text{pos}} = p_{\text{neg}} = 0.1$	69.2	<b>69.7</b>	69.4
$p_{\text{pos}} = p_{\text{neg}} = 0.2$	<b>69.7</b>	<b>69.8</b>	69.5

Table A10: **MoCov2: Effect of using foreground masks in RRC in BG\_Swaps.** Sub-optimal setting of background augmentation strength can be rescued by leveraging foreground mask information in RRC, but confers little (if any) benefit on top of the best setting of background augmentation strength.

Method	MoCov2	BYOL	SwAV
baseline	28.7	44.5	49.6
BG_RM	27.3 (-1.4)	40.0 (-4.5)	48.1 (-1.5)
BG_Random	-	42.1 (-2.4)	48.1 (-1.5)
BG_Swaps	25.8 (-2.9)	-	-

Table A11: **Places205: Where background information is important, background augmentations can reduce downstream performance.**

$\epsilon$	MoCov2			BYOL			SwAV		
	baseline	BG_RM	BG_Swaps	baseline	BG_RM	BG_Random	baseline	BG_RM	BG_Random
2 / 255	63.7	66.0 $\pm$ 0.13 (+2.3)	67.1 $\pm$ 0.08 (+3.4)	70.4	71.5 $\pm$ 0.16 (+1.1)	71.8 $\pm$ 0.04 (+1.4)	68.1	70.1 $\pm$ 0.05 (+2.0)	69.8 $\pm$ 0.04 (+1.7)
4 / 255	61.2	64.0 $\pm$ 0.27 (+2.8)	65.5 $\pm$ 0.04 (+4.3)	68.9	70.1 $\pm$ 0.17 (+1.2)	70.4 $\pm$ 0.08 (+1.5)	65.3	67.5 $\pm$ 0.10 (+2.2)	67.3 $\pm$ 0.08 (+2.0)
8 / 255	57.8	61.1 $\pm$ 0.31 (+3.3)	63.1 $\pm$ 0.07 (+5.3)	66.7	68.2 $\pm$ 0.22 (+1.5)	68.5 $\pm$ 0.09 (+1.8)	61.6	64.1 $\pm$ 0.09 (+2.5)	63.8 $\pm$ 0.10 (+2.2)
16 / 255	53.2	57.1 $\pm$ 0.48 (+3.9)	59.6 $\pm$ 0.07 (+6.4)	63.9	65.5 $\pm$ 0.28 (+1.6)	65.8 $\pm$ 0.11 (+1.9)	56.7	59.5 $\pm$ 0.02 (+2.8)	59.2 $\pm$ 0.14 (+2.5)

Table A12: **Background augmentations increase robustness to PGD adversarial attacks.** Notation: Mean $\pm$ SEM.

$\epsilon$	MoCov2			BYOL			SwAV		
	baseline	BG_RM	BG_Swaps	baseline	BG_RM	BG_Random	baseline	BG_RM	BG_Random
2 / 255	46.9	49.9 $\pm$ 0.26 (+3.0)	50.7 $\pm$ 0.26 (+3.8)	58.2	59.6 $\pm$ 0.16 (+1.4)	59.0 $\pm$ 0.05 (+0.8)	47.1	51.2 $\pm$ 0.08 (+4.1)	51.0 $\pm$ 0.17 (+3.9)
4 / 255	37.7	40.7 $\pm$ 0.41 (+3.0)	42.8 $\pm$ 0.39 (+5.1)	50.2	52.0 $\pm$ 0.18 (+1.8)	50.1 $\pm$ 0.10 (-0.1)	36.4	40.8 $\pm$ 0.03 (+4.4)	40.7 $\pm$ 0.16 (+4.3)
8 / 255	28.7	31.6 $\pm$ 0.40 (+2.9)	34.8 $\pm$ 0.28 (+6.1)	41.5	43.3 $\pm$ 0.33 (+1.8)	42.4 $\pm$ 0.14 (+0.9)	27.0	31.0 $\pm$ 0.04 (+4.0)	31.1 $\pm$ 0.18 (+4.1)
16 / 255	21.9	24.6 $\pm$ 0.36 (+2.7)	28.6 $\pm$ 0.23 (+6.7)	34.5	36.1 $\pm$ 0.37 (+1.6)	35.4 $\pm$ 0.11 (+0.9)	21.3	24.6 $\pm$ 0.11 (+3.3)	24.5 $\pm$ 0.19 (+3.2)

Table A13: **Background augmentations increase robustness to FGSM adversarial attacks.** Same as table 8 expanded to include SEM.

## A.8 ONLY-FG IMAGENET-A

We expand on the results in the main text on ImageNet-A, a dataset of natural adversarial examples. We show accuracies on a modified version of ImageNet-A, with backgrounds removed and only foreground present, in table A14. Our results suggest that part of the difficulty of this challenging dataset stems from misleading signal in the background - which background augmentations can help with. We also show accuracies on the original images for convenience, with standard error included (excluded in the main text due to space constraints). We note that BG\_Swaps is more effective than BG\_RM not only on the original images, but is better at dealing with the distribution shift that occurs from removing the backgrounds.

Data	Duration	Method	MoCov2	BYOL	SwAV
ImageNet-A	<i>medium</i>	<i>baseline</i>	3.1	4.4	3.7
		BG_RM	3.4 $\pm$ 0.08 ( <b>+0.3</b> )	6.0 $\pm$ 0.17 ( <b>+1.6</b> )	4.1 $\pm$ 0.03 ( <b>+0.4</b> )
		BG_Random	-	6.4 $\pm$ 0.08 ( <b>+2.0</b> )	4.1 $\pm$ 0.10 ( <b>+0.4</b> )
		BG_Swaps	3.9 $\pm$ 0.01 ( <b>+0.8</b> )	-	-
	<i>full</i>	<i>baseline</i>	4.2	5.3	5.2
		BG_RM	4.8 ( <b>+0.4</b> )	6.6 ( <b>+1.3</b> )	6.1 ( <b>+0.9</b> )
		BG_Random	-	6.6 ( <b>+1.3</b> )	6.1 ( <b>+0.9</b> )
		BG_Swaps	5.4 ( <b>+1.2</b> )	-	-
Only FG ImageNet-A	<i>medium</i>	<i>baseline</i>	2.8	3.2	2.7
		BG_RM	3.2 $\pm$ 0.3( <b>+0.4</b> )	4.9 $\pm$ 0.20( <b>+1.7</b> )	4.0 $\pm$ 0.12( <b>+1.3</b> )
		BG_Random	-	4.8 $\pm$ 0.16( <b>+1.6</b> )	3.6 $\pm$ 0.06( <b>+0.9</b> )
		BG_Swaps	4.4 $\pm$ 0.08( <b>+1.6</b> )	-	-
	<i>full</i>	<i>baseline</i>	3.4	3.1	3.9
		BG_RM	4.3( <b>+0.9</b> )	4.8( <b>+1.7</b> )	4.7( <b>+0.8</b> )
		BG_Random	-	4.8( <b>+1.7</b> )	4.0( <b>+0.1</b> )
		BG_Swaps	4.6( <b>+1.2</b> )	-	-

Table A14: **Background augmentations improve performance on a natural adversarial examples dataset, ImageNet-A across all SSL methods.** Interestingly, the performance of all SSL methods drops when presented with only foreground, but background augmentations provides some robustness against this distribution shift as well. Notation: Mean $\pm$ SEM.

Dataset	Supervised	MoCov2			BYOL			SwAV		
		baseline	BG_RM	BG_Swaps	baseline	BG_RM	BG_Random	baseline	BG_RM	BG_Random
Original	95.6	92.7	94.1	94.4	94.9	95.8	95.9	94.1	94.8	94.7
Only-BG-B ↓	11.4	6.1	7.2	4.2	5.4	4.9	5.8	10.9	8.5	8.7
Only-BG-T ↓	16.3	14.8	13.8	10.7	12.7	12.0	12.2	15.8	16.6	17.2
No-FG	45.9	37.8	43.5	41.7	43.9	46.5	46.2	41.3	46.1	45.3
Only-FG ↑	86.8	74.4	83.6±0.33 (+9.2)	85.4±0.11 (+11)	83.5	89.3±0.48 (+5.8)	87.6±0.39 (+4.1)	79.4	85.4±0.18 (+6.0)	85.3±0.20 (+5.9)
Mixed-Same ↑	86.2	81.8	85.6±0.22 (+3.8)	88.2±0.17 (+6.4)	86.2	89.0±0.29 (+2.8)	90.4±0.30 (+4.2)	82.2	86.0±0.37 (+3.8)	86.1±0.14 (+3.9)
Mixed-Rand ↑	78.9	70.7	78.2±0.22 (+7.5)	83.6±0.17 (+12.9)	79.6	83.8±0.12 (+4.2)	85.3±0.22 (+5.7)	71.3	76.7±0.08 (+5.4)	76.8±0.31 (+5.5)
Mixed-Next ↑	77.2	67.0	75.2±0.13 (+8.2)	81.2±0.20 (+14.2)	77.6	81.7±0.07 (+4.1)	83.5±0.28 (+5.9)	69.0	73.8±0.40 (+4.8)	74.1±0.22 (+5.1)

Table A15: **Background augmentations result in large performance gains on the backgrounds challenge across all SSL methods, with BG\_Swaps generally exhibiting similar or better performance than BG\_RM.** We highlight the performance benefit on the variants of the challenge especially relevant to our work. All accuracies reported for background augmented SSL methods are averages of 3 independent runs. MoCov2, BYOL, SwAV were run for 220, 300, 100 epochs respectively. Note that the backgrounds challenge uses only 9 classes, so chance is 11.1%. Notation: Mean±SEM.

## A.9 BACKGROUNDS CHALLENGE

We expand on results in table 6 in A15 to include standard error, which was excluded in main text to avoid clutter.