

Saddle-Type Blow-Up Solutions with Computer-Assisted Proofs: Validation and Extraction of Global Nature

Jean-Philippe Lessard ^{*} Kaname Matsue ^{†, ‡, §} Akitoshi Takayasu [¶]

November 1, 2022

Abstract

In this paper, blow-up solutions of autonomous ordinary differential equations (ODEs) which are unstable under perturbations of initial points, referred to as *saddle-type blow-up solutions*, are studied. Combining dynamical systems machinery (e.g., compactifications, time-scale desingularizations of vector fields) with tools from computer-assisted proofs (e.g., rigorous integrators, the parameterization method for invariant manifolds), these blow-up solutions are obtained as trajectories on local stable manifolds of hyperbolic saddle equilibria at infinity. With the help of computer-assisted proofs, global trajectories on stable manifolds, inducing blow-up solutions, provide a global picture organized by global-in-time solutions and blow-up solutions simultaneously. Using the proposed methodology, intrinsic features of saddle-type blow-ups are observed: locally smooth dependence of blow-up times on initial points, level set distribution of blow-up times, and decomposition of the phase space playing a role as separatrices among solutions, where the magnitude of initial points near those blow-ups does not matter for asymptotic behavior. Finally, singular behavior of blow-up times on initial points belonging to different family of blow-up solutions is addressed.

Keywords: saddle-type blow-up solutions, rigorous numerics, compactifications, desingularization, parameterization method, separatrix

1 Introduction

Our concern in the present paper is blow-up solutions of the following initial value problem of an autonomous system of ordinary differential equations (ODEs) in \mathbb{R}^n :

$$\frac{dy(t)}{dt} = f(y(t)), \quad y(0) = y_0, \quad (1.1)$$

^{*}McGill University, Department of Mathematics and Statistics, 805 Sherbrooke Street West, Montreal, QC, H3A 0B9, Canada (jp.lessard@mcgill.ca)

[†](Corresponding author)

[‡]Institute of Mathematics for Industry, Kyushu University, Fukuoka 819-0395, Japan (kmatsue@imi.kyushu-u.ac.jp)

[§]International Institute for Carbon-Neutral Energy Research (WPI-I²CNER), Kyushu University, Fukuoka 819-0395, Japan

[¶]Faculty of Engineering, Information and Systems, University of Tsukuba, 1-1-1 Tennodai, Tsukuba, Ibaraki 305-8573, Japan (takitoshi@risk.tsukuba.ac.jp)

where $t \in [0, T)$ with $0 < T \leq \infty$, $f : \mathbb{R}^n \rightarrow \mathbb{R}^n$ is a C^1 function and $y_0 \in \mathbb{R}^n$. We call a solution $y(t)$ of the initial value problem (1.1) a *blow-up solution* if

$$t_{\max} \stackrel{\text{def}}{=} \sup \{ \bar{t} \mid \text{a solution } y \in C^1([0, \bar{t})) \text{ of (1.1) exists} \} < \infty.$$

The maximal existence time t_{\max} is then called the *blow-up time* of (1.1). Blow-up solutions can be seen in many dynamical systems generated by ODEs, or partial differential equations (PDEs) like nonlinear heat equations or Keller-Segel systems. These dynamical systems are categorized as exhibiting finite-time singularities, and have been the center of attention of many researchers, who have studied these phenomena from mathematical, physical, numerical viewpoints and so on (e.g. [24, 36, 56, 70] from theoretical viewpoints and e.g. [1, 5, 14, 15, 73] from numerical viewpoints). Fundamental questions for blow-up solutions are *whether or not a solution blows up* and, if it does, *when, where, and how* it blows up. In general, blow-up phenomena depend on initial points, and rigorously characterizing them as functions of initial points remains nontrivial.

A typical approach for studying and proving existence of blow-up solutions is via *energy estimates* (see e.g. [24]), namely inequalities (involving energy functionals associated with the systems) giving sufficient conditions for existence of blow-up. In such cases, relatively large initial data induce finite-time blow-up. However, in general, these criteria do not provide an answer on how large initial points should be to exhibit blow-up and how solutions behave when these criteria are violated. There are several cases where initial points are divided such that solutions through them either exist globally in time or blow-up by means of *bounded* stationary solutions (e.g. [25]). A stationary solution with the above property is referred to as *the separatrix*, which plays a key role in describing asymptotic behavior of solutions. Despite their importance, results about the existence and explicit description of separatrices are limited. On the other hand, there are also results about the existence of blow-ups in which the magnitude of initial points does not matter. Alternative approaches to the energy estimates have been introduced to prove such blow-ups, but their dependence on initial points remain unknown in many cases, while arguments based on energy estimates easily yield the continuous dependence of blow-up behavior on initial points by continuity of energy functionals. Furthermore, there are also blow-up solutions whose asymptotic behavior is described not only by divergence, but also by complex behavior like oscillations, some of which are mentioned in Section 8.1 (Concluding Remarks). Mathematical and physical importance for studying blow-up behavior follow from such rich nature, but their comprehensive understanding are limited to well-known systems like PDEs mentioned above at present. See e.g. [24, 26] for more detailed summaries of blow-up problems including another well-known characterization of blow-up solutions by means of (backward) *self-similarity*.

Meanwhile, the second author has recently proposed a description of blow-up solutions from the viewpoint of dynamical systems ([51]). More precisely, *compactifications* of the phase space \mathbb{R}^n is applied to mapping the infinity onto points on the boundary \mathcal{E} of a compact manifold or their tangent spaces denoted by $\overline{\mathcal{D}}$ with $\partial\mathcal{D} = \mathcal{E}$. The boundary \mathcal{E} shall be called *the horizon* in this context. Accordingly the vector field (1.1) is transformed to one on the corresponding manifolds, but the behavior of solutions near the boundary \mathcal{E} is still singular reflecting the behavior of the original vector field at infinity. The time-scale transformation, which shall be called the *time-scale desingularization*, is then introduced to desingularize the singularity of the vector field around \mathcal{E} . Consequently, *dynamics at infinity* can be characterized through the time-transformed vector field, called *the desingularized vector field*, on $\overline{\mathcal{D}}$. Standard arguments in the theory of dynamical systems through compactifications show that divergent solutions of (1.1) correspond to global-in-

time solutions of the desingularized vector field converging to invariant sets on \mathcal{E}^1 . A significant consequence of the preceding studies is that, a solution of (1.1) with bounded initial point is a blow-up solution, namely $t_{\max} < \infty$, if the image of the solution through a compactification mentioned above is on the local stable manifold of a *hyperbolic* equilibrium on \mathcal{E} for the desingularized vector field².

Simultaneously, the second and the third authors have developed a *computer-assisted* methodology for proving the existence of blow-up solutions for concretely given dynamical systems with rigorous bounds of their blow-up times t_{\max} [53, 54, 65]. The basic idea is the combination of compactifications as well as time-scale desingularizations mentioned above with rigorous integrator of ODEs based on interval (and affine) arithmetic and topological characterizations of asymptotic behavior such as locally defined Lyapunov functions. Evaluation of t_{\max} is one of the most important issues in blow-up studies to estimate upper bounds of the existence of solutions, or the onset of finite-time singularities such as ignition in combustion studies (e.g., [18]), while the study is limited even in numerical studies (e.g., [14]). The proposed methodology provides a rigorous and standard way to obtain both lower and upper bounds of t_{\max} through dynamics at infinity.

The methodology works successfully for validating profiles and blow-up times of blow-up solutions generated by hyperbolic *stable* equilibria at infinity, while blow-up generated by unstable equilibria at infinity is not reported yet due to several technical difficulties. Note that there is another work for characterizing blow-up solutions with computer assistance by the first author and his collaborators based on analytic approach [16] whose detail is briefly mentioned in Section 8.1. On the other hand, from the viewpoint of dynamics at infinity itself, namely when the viewpoint of blow-up characterizations is not considered, asymptotic behavior of unstable invariant sets at infinity is quite natural to study towards description of global bounded dynamics (e.g. [20, 21, 22, 30, 44]). We then believe that blow-up solutions generated by unstable invariant sets at infinity contribute towards the comprehensive understanding of global dynamics, including characteristics such as criteria for the existence, dependence on initial points and analytic information of blow-up times. Despite many mathematical and numerical studies of blow-ups, characterizations and computations of blow-up solutions which are unstable under perturbations of initial points in a standard way are not realistic, because we have to treat two numerical difficulties simultaneously:

- instability of trajectories exhibiting blow-up solutions under perturbations of initial points, and
- treatment of infinity.

We shall call blow-up solutions exhibiting instability under perturbation of initial points *saddle-type blow-up solutions* in the present paper, respecting the structure of equilibria at infinity. This fuzzy nature is difficult to characterize clearly in general, while such behavior can be partially observed in several practical problems as mentioned in Section 8.1.

The main aim of the present paper is to reveal a global nature of saddle-type blow-up solutions through mathematically rigorous blow-up characterizations with the dynamical systems computational machineries mentioned above, both qualitatively and quantitatively. As any computational

¹The above ideas themselves are applied to describe dynamics around bounded invariant sets in several preceding works (e.g. [21]).

²The same conclusion holds for hyperbolic periodic orbits on \mathcal{E} . A brief comment about the statement is mentioned in Remark 8.1. Several theoretical generalizations are discussed in [52].

method inevitably suffers from numerical errors, due both to rounding and discretizing, one must question the validity of its output. This is especially through when solutions are sensitive to initial conditions, as it is the case for instance for dynamical systems possessing blow-up solutions or exhibiting chaos. In order to address the fundamental issue of reliability of computations, the recent field of computer-assisted proofs in nonlinear analysis emerged at the intersection of scientific computing, functional analysis, approximation theory, numerical analysis and topology. In essence, a computer-assisted proof is the process by which the hypotheses of a theorem are verified rigorously with the help of the computer. In the context of dynamical systems, early pioneering works include the proof of the universality of the Feigenbaum constant [46] and the proof of existence of the strange attractor in the Lorenz system [66]. We refer the interested reader to the survey papers [43, 57, 67, 68, 31], as well as the recent book [58]. Computer-assisted proofs are one way to both characterize and visualize mathematical objects in a mathematically rigorous way. Keeping the success of computer-assisted proofs for various applications to dynamical systems (e.g. [13, 16, 53, 54, 65]) in mind, we believe that studying blow-up solutions with computer-assisted proofs provides rich insights into asymptotic behavior of solutions to differential equations as well as new research directions of global dynamics and finite-time singularities.

To validate saddle-type blow-up solutions, we combine the machinery applied in preceding works, compactifications and time-scale desingularizations, with *the parameterization method* (e.g. see [10, 11, 12]). The latter notion is now understood as one of universal machineries in dynamical systems, which aims at characterizing and constructing invariant manifolds, including local (un)stable manifolds of invariant sets such as equilibria and periodic orbits. Moreover, the parameterization method with rigorous ODE integrations has a great compatibility with computer-assisted proofs to capture global nature of invariant manifolds in dynamical systems with their explicit enclosures. In particular, globally extended saddle-type blow-up solutions and the corresponding curves of blow-up times can be validated as easily as preceding works ([53, 54, 65]).

We shall also unravel non-trivial and global nature of saddle-type blow-up solutions with the applicability of our proposed methodology through several examples. The main features of blow-up solutions we shall extract in the present paper are summarized as follows, which are not observed in preceding works or theoretical characterizations of blow-ups:

- The blow-up time t_{\max} is described by a locally real-analytic function of initial points (Section 4.2).
- Local foliation structure in level sets of blow-up times which is *independent of dynamics at infinity* is observed (Section 6.2).
- Chain of connecting orbits including those corresponding to saddle-type blow-up solutions can separate initial points into several regions possessing significantly different properties, where solutions through these points either exist global-in-time or blow up in finite time, *no matter how large the magnitude of initial points is* (Section 7.2).
- The above chain of connecting orbits induces discontinuity of blow-up times (Section 7.2).

The first feature is one of the biggest benefits of the parameterized method in blow-up studies. In preceding works, no explicit expression of local stable manifolds is obtained, yielding at most upper and lower bounds of t_{\max} (e.g., [65]). In the present methodology, the explicit expressions of local stable manifolds as the graphs of locally analytic functions can be applied and hence, combined

with formulae of t_{\max} by means of integrals through trajectories, we obtain the explicit formulae of t_{\max} as functions of initial points.

Through computer-assisted proofs, we obtain explicit distributions of local stable manifolds with their visualizations. We then see an interesting relationship between asymptotic behavior of blow-up solutions and the corresponding t_{\max} . As the second feature, we see that the asymptotic dynamics near blow-up do *not* essentially contribute to determine blow-up times. In other words, only the magnitude of solutions can determine t_{\max} . The remaining features are also important and completely different from blow-up solutions possessing persistence of structure under perturbations of initial points. We see that, in the presence of saddle-type blow-up solutions, there is *no* relationship between the magnitude of initial points and blow-up behavior of solutions through these points. All these features rely on computer-assisted proofs, implying that all results are mathematically rigorous and the methodology towards these results are available to a large class of ODEs *without any knowledge of blow-up behavior*.

The rest of the present paper is organized as follows. In Section 2, we review a methodology for characterizing blow-up solutions from the viewpoint of dynamical systems, which is based on compactifications and time-scale desingularizations studied in e.g. [51]. Three types of compactifications are shown there: *directional*, *Poincaré-type* and *parabolic-type* ones. The concrete process for characterizing blow-up solutions is explained for each compactification for readers' accessibility, while the fundamental idea is identical. Both advantages and disadvantages of each compactification depending the situation are finally mentioned. In Section 3, the parameterization method for calculating invariant manifolds is summarized. In the present paper, we restrict our attention to stable manifolds of equilibria. Under an essential assumption called the non-resonance condition of eigenvalues, local stable manifolds can be characterized as zeros of a countable family of nonlinear equations on Banach spaces. Combining with the method of *radii polynomials*, which is one of standard functional-analytic and algebraic machineries for finding zeros of (infinite-dimensional) nonlinear maps, computer-assisted proofs of the existence and characterization of local stable manifolds are provided. Note that the non-resonance condition yields that validated stable manifolds can be given as locally *real-analytic* functions. In Section 4, we provide a methodology of computer-assisted proofs of the existence of blow-up solutions. Because the detailed implementations such as the choice of compactifications and time-scale transformations is problem-dependent, only the basic idea for validating blow-up solutions are presented therein. We also show that the present methodology enables us to provide an exact and explicit formula of the maximal existence time, equivalently the blow-up time, of solutions as a locally smooth or real-analytic function of initial points, provided all our implementations work successfully. The present characterization of the blow-up time provides us with a quantitative feature of blow-up solutions such as distributions of blow-up times depending on initial points which are not provided in preceding works [53, 54, 65]. As we shall see, the combination of compactifications with the parameterization method provide a universal concept of blow-up validations and characterizations both qualitatively and quantitatively, no matter how stable equilibria on the horizon (for desingularized vector fields) are.

The applicability of the present methodology and global nature of saddle-type blow-up solutions are shown in successive sections. In Section 5, a two-dimensional ODE possessing saddle-type blow-up solutions is considered. A locally defined (i.e. directional) compactification is applied, and a saddle-type blow-up solution, as well as the blow-up time as a function of initial points, is validated to check the applicability of our methodology to locally distributed blow-up solutions. In particular, the blow-up profile as well as its blow-up time as a function of initial points is successfully validated,

extended and visualized. In Section 6, we consider a three-dimensional system. The Poincaré-type compactification is applied, and one- and two-dimensional stable manifolds of saddle equilibria on the horizon are validated. The aim is to show the applicability of our methodology to saddle-type blow-up solutions distributed on multi-dimensional stable manifolds of unstable invariant sets on the horizon. Furthermore, distribution of blow-up times as functions of initial points on two-dimensional stable manifolds are validated, which shows a relationship of blow-up times to the structure of stable manifolds around the horizon. Finally, global extension of local stable manifolds is demonstrated to visualize the distribution of blow-up nature. In Section 7, a two-dimensional ODE which is quasi-homogeneous in an asymptotic sense is considered. The system possesses both stable and unstable equilibria on the horizon. The parabolic-type compactification is applied and a saddle-type blow-up solution is firstly validated, while validations of blow-up solutions asymptotic to stable equilibria on the horizon are already demonstrated in a preceding work [53]. The main aim of this section is to study global nature of solution families near saddle-type blow-up solutions. We see that saddle-type blow-up solutions can play the role of the *separatrix* decomposing initial points into collections of blow-up solutions and global-in-time solutions. In other words, saddle-type blow-up solutions can divide initial points into those with globally bounded nature and blow-up nature, *no matter how large magnitudes of initial points are*. This separation cannot be seen in blow-up solutions induced by solutions asymptotic to stable equilibria on the horizon for desingularized vector fields. Moreover, it is also seen that *blow-up times can behave in a singular manner across the saddle-type blow-up solutions*. Remark that such a singular nature has not been provided only by the local theory, because the *global* dynamical information requires to unravel it, while many theoretical characterizations of solution structures are stated only in the local sense. We emphasize that computer-assisted proofs enable us to clarify the global nature, even in dynamically singular one, with appropriately chosen machineries. All the codes for generating results with computer-assisted proofs in Sections 5, 6 and 7 are available at [48].

2 Preliminary 1: Characterization of blow-up solutions

In this section, we briefly review a characterization of blow-up solutions for autonomous, finite dimensional systems of ODEs from the viewpoint of dynamical systems. In particular, we pay attention to several concrete cases which are applied in examples later, while details of the present methodology are already provided in [51, 54].

Consider the initial value problem of an autonomous system of ODEs

$$y' = \frac{dy(t)}{dt} = f(y(t)), \quad y(0) = y_0, \quad (2.1)$$

where $t \in [0, T)$ with $0 < T \leq \infty$, $f : \mathbb{R}^n \rightarrow \mathbb{R}^n$ is a C^1 function and $y_0 \in \mathbb{R}^n$.

2.1 Asymptotically quasi-homogeneous vector fields

First of all, we review a class of vector fields in our present discussions.

Definition 2.1 (Asymptotically quasi-homogeneous vector fields, cf. [19, 51]). Let $f_0 : \mathbb{R}^n \rightarrow \mathbb{R}^n$ be a smooth (i.e. C^r with $r \geq 1$) function. Let $\alpha_1, \dots, \alpha_n, k \geq 1$ be natural numbers. We say that

f_0 is a *quasi-homogeneous function of type* $\alpha = (\alpha_1, \dots, \alpha_n)$ *and order* k if

$$f_0(s^{\alpha_1} x_1, \dots, s^{\alpha_n} x_n) = s^k f_0(x_1, \dots, x_n), \quad \forall x \in \mathbb{R}^n, \quad s \in \mathbb{R}.$$

Next, let $X = \sum_{j=1}^n f_j(x) \frac{\partial}{\partial x_j}$ be a smooth vector field on \mathbb{R}^n . We say that X , or simply $f = (f_1, \dots, f_n)$ is a *quasi-homogeneous vector field of type* $\alpha = (\alpha_1, \dots, \alpha_n)$ *and order* $k + 1$ if each component f_j is a quasi-homogeneous function of type α and order $k + \alpha_j$.

Finally, we say that $X = \sum_{j=1}^n f_j(x) \frac{\partial}{\partial x_j}$, or simply f is an *asymptotically quasi-homogeneous vector field of type* $\alpha = (\alpha_1, \dots, \alpha_n)$ *and order* $k + 1$ *at infinity* if there is a quasi-homogeneous vector field $f_{\alpha, k} = (f_{j; \alpha, k})_{j=1}^n$ of type α and order $k + 1$ such that

$$\lim_{s \rightarrow +\infty} s^{-(k+\alpha_j)} \{f_j(s^{\alpha_1} x_1, \dots, s^{\alpha_n} x_n) - s^{k+\alpha_j} f_{j; \alpha, k}(x_1, \dots, x_n)\} = 0$$

holds uniformly for $(x_1, \dots, x_n) \in S^{n-1} \equiv \{x = (x_1, \dots, x_n) \in \mathbb{R}^n \mid \sum_{i=1}^n x_i^2 = 1\}$.

Throughout successive sections, consider the (autonomous) vector field (2.1), where $f : \mathbb{R}^n \rightarrow \mathbb{R}^n$ is an asymptotically quasi-homogeneous smooth vector field of type $\alpha = (\alpha_1, \dots, \alpha_n)$ and order $k + 1$ at infinity.

2.2 Compactifications, Dynamics at Infinity and Blow-Up Criteria

Here we summarize the basic strategy used throughout the successive sections. The main idea is application of *compactifications*; the embedding of the original phase space into compact manifolds or their tangent spaces with boundaries. The boundaries then correspond to the infinity. There are mainly two different types of compactifications: the locally defined one and globally defined one. The local one is simple and applied to many preceding works involving dynamics at infinity, while the global one enables us to treat dynamics including infinity in one chart. After introducing compactifications, we derive vector fields which we mainly concern, and provide the characterization of blow-up solutions by means of dynamical systems. The concrete process for the characterization of blow-up solutions is provided for each compactification which we introduce.

2.2.1 A basic strategy

The basic strategy for characterizing blow-up solutions is summarized as follows, which is independent of the choice of compactifications introduced below.

1. For given vector field f provided by (2.1), determine its type α and order $k + 1$.
2. Choose an appropriate compactification of the same type α (mentioned below) as f .
3. Transform (2.1) into the corresponding one through the compactification.
4. Introduce a time-scale transformation to desingularize the vector field determined by the order $k + 1$ of f . The resulting vector field shall be called *the desingularized vector field*. *Dynamics at infinity* then makes sense through the desingularized vector field.
5. Validate hyperbolic invariant sets on the special geometric object corresponding to infinity, *the horizon*, and their local stable manifolds for the desingularized vector field.

Once invariant sets, such as equilibria and periodic orbits, *on the horizon* with their hyperbolicity are validated, their local stable manifolds characterize the collection of blow-up solutions of (2.1) near blow-ups, which is the essence of our proposing methodology. In the successive parts, the blow-up characterization is shown for each compactification.

An important point here is a suitable choice of “appropriate” compactifications so that our blow-up problem can be reduced to standard issues in dynamical systems. Below are examples of such suitable compactifications, which possess both advantages and disadvantages and hence these compactifications have to be used according to our needs. Several characteristics of compactifications are summarized in Section 2.3.

2.2.2 Directional compactifications

First a locally defined compactification is introduced, which shall be called a *directional compactification*.

Definition 2.2 (Directional compactification, cf. [22, 51]). A *directional compactification*³ of type $\alpha = (\alpha_1, \dots, \alpha_n)$ is defined as

$$\begin{aligned} y &= (y_1, \dots, y_n) \mapsto T_d(y) = (s, \hat{x}) \equiv (s, \hat{x}_1, \dots, \hat{x}_{i_0-1}, \hat{x}_{i_0+1}, \dots, \hat{x}_n), \\ y_i &:= \frac{\hat{x}_i}{s^{\alpha_i}} \quad (i \neq i_0), \quad y_{i_0} := \pm \frac{1}{s^{\alpha_{i_0}}} \end{aligned} \quad (2.2)$$

with given direction $i_0 \in \{1, \dots, n\}$ and the signature \pm . This compactification is bijective in $\mathbb{R}^n \cap \{\pm y_{i_0} > 0\}$, in which sense directional compactifications are *local* ones. In particular, this compactification is available when we are interested in trajectories of (2.1) such that the i_0 -th component has the identical sign during time evolution. The image of T_d is

$$\mathcal{D} = \{(s, \hat{x}_1, \dots, \hat{x}_{i_0-1}, \hat{x}_{i_0+1}, \dots, \hat{x}_n) \mid s > 0, \hat{x}_i \in \mathbb{R} \quad (i \neq i_0)\}. \quad (2.3)$$

The set $\mathcal{E} = \{s = 0\}$ corresponds to the infinity in the original coordinate, which shall be called *the horizon*.

Other geometric interpretations are mentioned in Section 2.3. For simplicity, fix $i_0 = 1$ in (2.2) in the following arguments. Next transform (2.1) via (2.2), which is straightforward:

$$\begin{aligned} \frac{ds}{dt} &= -\frac{1}{\alpha_1} s^{-k+1} \hat{f}_1(s, \hat{x}_2, \dots, \hat{x}_n), \\ \frac{d\hat{x}_i}{dt} &= s^{-k} \left\{ \hat{f}_i(s, \hat{x}_2, \dots, \hat{x}_n) - \frac{\alpha_i}{\alpha_1} x_i \hat{f}_1(s, \hat{x}_2, \dots, \hat{x}_n) \right\} \quad (i = 2, \dots, n), \end{aligned}$$

where

$$\hat{f}_i(s, \hat{x}_2, \dots, \hat{x}_n) \stackrel{\text{def}}{=} s^{k+\alpha_i} f_i(s^{-\alpha_1}, s^{-\alpha_2} \hat{x}_2, \dots, s^{-\alpha_n} \hat{x}_n), \quad i = 1, \dots, n. \quad (2.4)$$

The resulting vector field is still singular near the horizon, but it turns out that the order of divergence of vector field as $s \rightarrow +0$ is $O(s^{-k})$, and hence the following time-scale transformation is available.

³Although T_d is not a compactification in the topological sense, we shall use this terminology for T_d from its geometric interpretation shown below.

Definition 2.3 (Time-variable desingularization: the directional version). Define the new time variable τ_d by

$$d\tau_d = s(t)^{-k} dt \quad (2.5)$$

equivalently,

$$t = t_0 + \int_{\tau_0}^{\tau} s(\tau_d)^k d\tau_d, \quad (2.6)$$

where τ_0 and t_0 denote the correspondence of initial times, and $s(\tau_d)$ is the solution trajectory $s(t)$ under the parameter τ_d . We shall call (2.5) *the time-variable desingularization (of order $k + 1$)*.

The vector field $g = g_d$ in τ_d -time-scale is

$$\begin{pmatrix} \frac{ds}{d\tau_d} \\ \frac{dx_2}{d\tau_d} \\ \vdots \\ \frac{dx_n}{d\tau_d} \end{pmatrix} = g_d(s, \hat{x}_2, \dots, \hat{x}_n) \stackrel{\text{def}}{=} \begin{pmatrix} -s & 0 & \cdots & 0 \\ 0 & 1 & \cdots & 0 \\ \vdots & \vdots & \ddots & \vdots \\ 0 & 0 & \cdots & 1 \end{pmatrix} B \begin{pmatrix} \hat{f}_1 \\ \hat{f}_2 \\ \vdots \\ \hat{f}_n \end{pmatrix} \quad (2.7)$$

where B is the inverse⁴ of the matrix

$$\begin{pmatrix} \alpha_1 & 0 & \cdots & 0 & 0 \\ \alpha_2 \hat{x}_2 & 1 & \cdots & 0 & 0 \\ \vdots & \vdots & \ddots & \vdots & \vdots \\ \alpha_{n-1} \hat{x}_{n-1} & 0 & \cdots & 1 & 0 \\ \alpha_n \hat{x}_n & 0 & \cdots & 0 & 1 \end{pmatrix}.$$

The componentwise expression is

$$\begin{aligned} \frac{ds}{d\tau_d} &= g_{d,1}(s, \hat{x}_2, \dots, \hat{x}_n) \equiv -\frac{1}{\alpha_1} s^{-k+1} \hat{f}_1(s, \hat{x}_2, \dots, \hat{x}_n), \\ \frac{d\hat{x}_i}{d\tau_d} &= g_{d,i}(s, \hat{x}_2, \dots, \hat{x}_n) \equiv \hat{f}_i(s, \hat{x}_2, \dots, \hat{x}_n) - \frac{\alpha_i}{\alpha_1} x_i \hat{f}_1(s, \hat{x}_2, \dots, \hat{x}_n) \quad (i = 2, \dots, n). \end{aligned}$$

This vector field is as smooth as f including $s = 0$ and hence *dynamics at infinity* makes sense through dynamics generated by (2.7) around the horizon $\mathcal{E} = \{s = 0\}$. Once the desingularized vector field (2.7) is provided, blow-up solutions can be characterized as follows.

Theorem 2.4 (Stationary blow-up: the directional version, [51]). *Assume that the desingularized vector field (2.7) associated with (2.1) has an equilibrium on the horizon $\mathbf{x}_* = (0, x_*) \in \mathcal{E}$. Also suppose that \mathbf{x}_* is hyperbolic with $n_s > 0$ (resp. $n_u = n - n_s$) eigenvalues of the Jacobian matrix $Dg_d(\mathbf{x}_*)$ with negative (resp. positive) real parts. If there is a solution $y(t)$ of (2.1) with a bounded initial point $y(0)$ whose image $\mathbf{x} = T_d(y)$ is on the local stable manifold $W_{\text{loc}}^s(\mathbf{x}_*; g_d)$, then $t_{\max} < \infty$ holds; namely, $y(t)$ is a blow-up solution. Moreover,*

$$s(t)^{-1} \sim c(t_{\max} - t)^{-1/k} \quad \text{as } t \rightarrow t_{\max}$$

⁴The existence of B immediately follows by cyclic permutations and the fact that $\alpha_n > 0$.

where $c > 0$ is a constant. Finally, if the i -th component of \mathbf{x}_* ($i \in \{2, \dots, n\}$) is not zero, then we also have

$$y_i(t) \sim c_i(t_{\max} - t)^{-\alpha_i/k} \quad \text{as } t \rightarrow t_{\max},$$

where c_i is a constant with the same sign as $y_i(t)$ as $t \rightarrow t_{\max}$.

Remark 2.5. Note that there are other locally defined compactifications, such as a quasi-polar one known as Poincaré-Lyapunov disk (e.g. [21, 22, 51]).

2.2.3 Poincaré-type compactifications

The remaining compactifications we introduce here are *global* ones in the sense that they are embeddings of the whole phase space \mathbb{R}^n into compact manifolds with boundaries. A suitable class of global type compactifications for characterizing dynamics at infinity for asymptotically quasi-homogeneous vector fields is discussed in [53], where such a class of compactifications are called *admissible global compactifications*. Among such compactifications, two representative compactifications are reviewed.

As a general setting, for given n -tuple of natural numbers $\alpha = (\alpha_1, \dots, \alpha_n)$, let β_1, \dots, β_n be natural numbers⁵ such that

$$\alpha_1\beta_1 = \alpha_2\beta_2 = \dots = \alpha_n\beta_n \equiv c \in \mathbb{N}. \quad (2.8)$$

Then define a functional $p(y)$ as

$$p(y) \stackrel{\text{def}}{=} \left(y_1^{2\beta_1} + y_2^{2\beta_2} + \dots + y_n^{2\beta_n} \right)^{1/2c}. \quad (2.9)$$

The prototype of admissible global compactifications is the *Poincaré-type*.

Definition 2.6 (Poincaré-type compactification. cf. [51]). The *Poincaré-type compactification* (of type $\alpha = (\alpha_1, \dots, \alpha_n)$) is defined as the mapping $T_{qP} : \mathbb{R}^n \rightarrow \mathbb{R}^n$ as

$$T_{qP}(y) = x, \quad x_i \stackrel{\text{def}}{=} \frac{y_i}{\kappa(y)^{\alpha_i}}, \quad (2.10)$$

with $\kappa(y) = \kappa_{qP}(y) \stackrel{\text{def}}{=} (1 + p(y)^{2c})^{1/2c}$. The map T_{qP} maps \mathbb{R}^n onto

$$\mathcal{D} = \{x \in \mathbb{R}^n \mid p(x) < 1\}. \quad (2.11)$$

The boundary $\mathcal{E} \equiv \partial\mathcal{D} = \{x \in \mathbb{R}^n \mid p(x) = 1\}$ is called the *horizon*.

Its geometric interpretation is mentioned in Section 2.3. Note from [51] that $\kappa = \kappa_{qP}(y)$ has an equivalent expression by means of x :

$$\kappa = \kappa_{qP}(T_{qP}^{-1}(x)) = \left(1 - \sum_{j=1}^n x_j^{2\beta_j} \right)^{-1/2c}.$$

⁵The simplest choice of the natural number c is the least common multiple of $\alpha_1, \dots, \alpha_n$. Once we choose such c , we can determine the n -tuples of natural numbers β_1, \dots, β_n uniquely. The choice of natural numbers in (2.8) is essential to desingularize vector fields at infinity, as shown below.

Similar to the directional ones, for given vector field f of the same type α , we apply the Poincaré-type compactification of the same type α . Then we have

$$\frac{dx_i}{dt} = \tilde{f}_i(x) - \alpha_i x_i \sum_{j=1}^n (\nabla \kappa)_j \kappa^{\alpha_j - 1} \tilde{f}_j(x),$$

where

$$\tilde{f}_j(x_1, \dots, x_n) := \kappa^{-(k+\alpha_j)} f_j(\kappa^{\alpha_1} x_1, \dots, \kappa^{\alpha_n} x_n), \quad j = 1, \dots, n, \quad (2.12)$$

which is the alternate object of \hat{f}_j 's in (2.4), $\kappa = \kappa_{qP}(y)$, and

$$(\nabla \kappa)_j \equiv (\nabla_y \kappa(y))_j = \frac{\beta_j y_j^{2\beta_j - 1}}{c \kappa^{2c-1}} = \frac{\beta_j \kappa^{2c - \alpha_j} x_j^{2\beta_j - 1}}{c \kappa^{2c-1}} = \frac{x_j^{2\beta_j - 1}}{\alpha_j \kappa^{\alpha_j - 1}}. \quad (2.13)$$

It is shown in [51] that the above vector field is still singular on the horizon \mathcal{E} , but the order of divergence is $O(\kappa^k)$ as $p(y) \rightarrow +\infty$, equivalently $p(x) \rightarrow 1$, which is independent of components. Therefore a common time-scale transformation can be introduced.

Definition 2.7 (Time-variable desingularization: the Poincaré-type version). Define the new time variable τ_d by

$$d\tau_{qP} = \kappa_{qP}(y(t))^k dt \quad (2.14)$$

equivalently,

$$t = t_0 + \int_{\tau_0}^{\tau} \kappa_{qP}(y(\tau_{qP}))^{-k} d\tau_{qP}, \quad (2.15)$$

where τ_0 and t_0 denote the corresponding initial times, and $y(\tau_{qP})$ is the solution $y(t)$ under the time-scale τ_{qP} . We shall call (2.14) *the time-variable desingularization (of order $k+1$)*.

Using this time-scale, we obtain

$$\dot{x}_i = \frac{dx_i}{d\tau} = g_{qP,i}(x) \stackrel{\text{def}}{=} \tilde{f}_i(x) - \alpha_i x_i \sum_{j=1}^n \frac{x_j^{2\beta_j - 1}}{\alpha_j} \tilde{f}_j(x). \quad (2.16)$$

This vector field is continuous including the horizon \mathcal{E} , and hence *dynamics at infinity* makes sense through (2.16). It should be noted, however, that the desingularized vector field (2.16) is not always smooth on \mathcal{E} . Details are mentioned in Section 2.3.4. Similar to Theorem 2.4, blow-up characterization is provided as follows.

Theorem 2.8 (Stationary blow-up: the Poincaré-type version, [51]). *Consider the desingularized vector field g_{qP} associated with (2.1) given by (2.16). Assume that g_{qP} is C^1 in a neighborhood of the horizon \mathcal{E} , and that g_{qP} has an equilibrium on the horizon $\mathbf{x}_* \in \mathcal{E}$. Suppose that \mathbf{x}_* is hyperbolic with $n_s > 0$ (resp. $n_u = n - n_s$) eigenvalues of $Dg_{qP}(\mathbf{x}_*)$ with negative (resp. positive) real parts. If there is a solution $y(t)$ of (2.1) with a bounded initial point $y(0)$ whose image $x = T_{qP}(y)$ is on the local stable manifold $W_{\text{loc}}^s(\mathbf{x}_*; g_{qP})$, then $t_{\max} < \infty$ holds; namely, $y(t)$ is a blow-up solution. Moreover,*

$$p(y(t)) \sim c(t_{\max} - t)^{-1/k} \quad \text{as } t \rightarrow t_{\max},$$

where $c > 0$ is a constant. Finally, if the j -th component \mathbf{x}_* is not zero, then we also have

$$y_i(t) \sim c_i(t_{\max} - t)^{-\alpha_i/k} \quad \text{as } t \rightarrow t_{\max},$$

where c_i is a constant with the same sign as $y_i(t)$ as $t \rightarrow t_{\max}$.

2.2.4 Parabolic-type compactifications

An alternative admissible global compactification, which shall be called the *parabolic-type* compactification, is introduced here. Compactifications of the present type were originally introduced in [29] and generalized in [54].

Similar to the Poincaré-type compactifications, define a set $\mathcal{D} \subset \mathbb{R}^n$ by (2.11). For any $x \in \mathcal{D}$, correspond $y \in \mathbb{R}^n$ to $x \in \mathcal{D}$ by

$$S(x) = y, \quad y_j = \frac{x_j}{(1 - p(x)^{2c})^{\alpha_j}}, \quad j = 1, \dots, n.$$

Let $\tilde{\kappa}_\alpha(x) \stackrel{\text{def}}{=} (1 - p(x)^{2c})^{-1}$, which satisfies $\tilde{\kappa}_\alpha(x) \geq 1$ for all $x \in \mathcal{D}$. Moreover, $y \neq 0$ implies $\tilde{\kappa}_\alpha(x) > 1$. We also have

$$p(y)^{2c} = \tilde{\kappa}_\alpha(x)^{2c} p(x)^{2c} = \tilde{\kappa}_\alpha(x)^{2c} \left(1 - \frac{1}{\tilde{\kappa}_\alpha(x)}\right). \quad (2.17)$$

This equality indicates that $p(y) = p(S(x)) < \tilde{\kappa}_\alpha(x)$ holds for all $x \in \mathcal{D}$.

Lemma 2.9 ([54]). *Let $F(\kappa; R) \stackrel{\text{def}}{=} \kappa^{2c} - \kappa^{2c-1} - R^{2c}$ for $R \geq 0$. Then, for any $R \geq 0$, there is a unique $\kappa = q(R)$ satisfying $q(0) = 1$ such that $F(q(R); R) \equiv 0$. Moreover, $q(R) > 1$ holds for all $R > 0$ and $q(R)$ is smooth with respect to $R \geq 0$.*

Now we have $\tilde{\kappa}_\alpha(x)$ satisfies $F(\tilde{\kappa}_\alpha(x); p(y)) = 0$. By the uniqueness of $\kappa(y) = q(R)$ with respect to $R = p(y)$, for any $y \in \mathbb{R}^n \setminus \{\mathbf{0}\}$, $\kappa(y) = \kappa_{para}(y) \equiv \kappa(S(x)) \stackrel{\text{def}}{=} \tilde{\kappa}_\alpha(x)$ is well-defined. As a consequence, the mapping S admits the inverse $S^{-1} = T \equiv T_{para}$, which yields the following definition.

Definition 2.10 (Parabolic-type compactification, [54]). Let the type $\alpha = (\alpha_1, \dots, \alpha_n) \in \mathbb{Z}_{>0}^n$ fixed. Let $\{\beta_i\}_{i=1}^n$ and c be a collection of natural numbers satisfying (2.8). Define $T_{para} : \mathbb{R}^n \rightarrow \mathcal{D}$ as

$$T_{para}(y) \stackrel{\text{def}}{=} x, \quad x_i = \frac{y_i}{\kappa_{para}(y)^{\alpha_i}},$$

where $\kappa = \kappa_{para}(y) = \tilde{\kappa}_\alpha(x)$ is the unique zero of $F(\kappa; p(y)) = 0$ obtained in Lemma 2.9. We say the map T_{para} the *parabolic-type compactification* (of type $\alpha = (\alpha_1, \dots, \alpha_n)$). The map T_{para} maps \mathbb{R}^n onto \mathcal{D} . The boundary $\mathcal{E} \equiv \partial\mathcal{D} = \{x \in \mathbb{R}^n \mid p(x) = 1\}$ is called the *horizon*.

Similar to directional and the Poincaré-type ones, we apply the parabolic-type compactification of the type α which is the same as that of f to transforming (2.1). The resulting vector field is

$$\frac{dx_i}{dt} = \tilde{f}_i(x) - \alpha_i x_i \sum_{j=1}^n (\nabla \kappa)_j \kappa^{\alpha_j - 1} \tilde{f}_j(x),$$

where $\tilde{f} = (\tilde{f}_1, \dots, \tilde{f}_n)$ is (2.12) replacing κ by κ_{para} , in which case

$$(\nabla_y \kappa(y))_j = \frac{y_j^{2\beta_j - 1}}{\alpha_j \kappa(y)^{2c-1} \left(1 - \frac{2c-1}{2c} \kappa(y)^{-1}\right)}.$$

Similar to the Poincaré-type case, all components of the transformed vector field are $O(\kappa^k)$ as $p(y) \rightarrow \infty$, equivalently as x approaches to \mathcal{E} , and hence the uniform time-scale transformation can be introduced to desingularize the vector field on \mathcal{E} .

Definition 2.11 (Time-variable desingularization: the parabolic-type version). Define the new time variable τ_{para} by

$$d\tau_{para} = (1 - p(x)^{2c})^{-k} \left\{ 1 - \frac{2c-1}{2c}(1 - p(x)^{2c}) \right\}^{-1} dt, \quad (2.18)$$

equivalently,

$$t = t_0 + \int_{\tau_0}^{\tau} \left\{ 1 - \frac{2c-1}{2c}(1 - p(x(\tau_{para}))^{2c}) \right\} (1 - p(x(\tau_{para}))^{2c})^k d\tau_{para}, \quad (2.19)$$

where τ_0 and t_0 denote the correspondence of initial times. We shall call (2.18) *the time-variable desingularization (of order $k+1$)*.

The change of coordinate and the above desingularization yield the following vector field g_{para} , which is continuous on $\bar{D} = \{p(x) \leq 1\}$:

$$\dot{x}_i = g_{para,i}(x) \stackrel{\text{def}}{=} \left(1 - \frac{2c-1}{2c}(1 - p(x)^{2c}) \right) \tilde{f}_i(x) - \alpha_i x_i \sum_{j=1}^n \frac{x_j^{2\beta_j-1}}{\alpha_j} \tilde{f}_j(x), \quad (2.20)$$

The desingularized vector field g_{para} has the very similar form to g_{qP} . On the other hand, the algebraic structure of κ is quite different from each other. In particular, $\kappa = \kappa_{para}$ does not include radicals in x , and hence the smoothness of f and the asymptotic quasi-homogeneity guarantee the smoothness of the right-hand side g_{para} of (2.20) including the horizon \mathcal{E} . See [53] for details. This property yields a relaxation of conditions for characterizing blow-ups.

Theorem 2.12 (Stationary blow-up: the parabolic-type version, cf. [51], [53]). *Consider the desingularized vector field g_{para} associated with (2.1) given by (2.20). Assume that g_{para} has an equilibrium on the horizon $\mathbf{x}_* \in \mathcal{E}$. Also, suppose that \mathbf{x}_* is hyperbolic with $n_s > 0$ (resp. $n_u = n - n_s$) eigenvalues of $Dg_{para}(\mathbf{x}_*)$ with negative (resp. positive) real parts. If there is a solution $y(t)$ of (2.1) with a bounded initial point $y(0)$ whose image $x = T_{para}(y)$ is on the local stable manifold $W_{\text{loc}}^s(\mathbf{x}_*; g_{para})$, then $t_{\max} < \infty$ holds; namely, $y(t)$ is a blow-up solution. Moreover,*

$$p(y(t)) \sim c(t_{\max} - t)^{-1/k} \quad \text{as } t \rightarrow t_{\max}$$

where $c > 0$ is a constant. Finally, if the j -th component \mathbf{x}_* is not zero, then we also have

$$y_i(t) \sim c_i(t_{\max} - t)^{-\alpha_i/k} \quad \text{as } t \rightarrow t_{\max},$$

where c_i is a constant with the same sign as $y_i(t)$ as $t \rightarrow t_{\max}$.

The proof is essentially the same as Theorem 2.8. Indeed, only the admissible nature (discussed in [53]) of T_{para} is used to prove $t_{\max} < \infty$, which is the same as T_{qP} .

The key point of our characterization of blow-ups (Theorems 2.4, 2.8 and 2.12) is that *blow-up solutions for (2.1) are characterized as trajectories on (local) stable manifolds of invariant sets*⁶

⁶Hyperbolicity ensures not only blow-up behavior of solutions but their asymptotic behavior with the specific form. Several case studies of blow-up solutions beyond hyperbolicity are shown in [52].

on the horizon \mathcal{E} for desingularized vector fields. Computations of blow-up solutions are therefore reduced to those of local stable manifolds of invariant sets, such as (hyperbolic) equilibria, for the associated vector field. Although the above theorems only characterizes the existence and local dynamical nature of blow-up solutions, combinations of our characterization with numerical computations and computer-assisted proofs provide *global* nature of blow-up solutions in the phase space.

2.3 Remark on appropriate choice of compactifications

We have introduced three compactifications in this section. Each compactification has its own set of advantages and disadvantages, which depend on our requirements. Here we remark the choice of compactifications in case that the original vector field f is polynomial⁷. In our examples (Sections 5, 6 and 7), all these compactifications are applied. It is worth mentioning several features of each compactification towards effective choice and applications of our machineries to practical and advanced problems.

2.3.1 Geometric interpretations of compactifications

First the geometric interpretation of each compactification is briefly summarized. Directional compactifications are not actually compactifications in the topological sense, while these are still called “compactifications” because these are inclusively discussed in the context of compactifications for applications. In fact, images of directional compactifications are interpreted as the tangent space of the Poincaré’s hemisphere considered in the Poincaré-type compactifications at points on the horizon, as shown in Figure 1-(a).

Global (Poincaré-type and parabolic type) compactifications are geometrically simple in the homogeneous case $\alpha = (1, \dots, 1)$, in which case $p(y) = \|y\|$ and we can choose $\beta = (1, \dots, 1)$ and $c = 1$. Therefore $\kappa_{qP}(y) = (1 + \|y\|^2)^{1/2}$, which is a well-known (global, but homogeneous) compactification⁸, and the resulting mapping T_{qR} is the embedding of \mathbb{R}^n into the Poincaré hemisphere

$$\mathcal{H} = \{(x_1, \dots, x_n, z) \in \mathbb{R}^{n+1} \mid \|x\|^2 + z^2 = 1, z > 0\}.$$

A homogeneous compactification of this kind is shown in Figure 1-(b).

The geometric nature of the parabolic-type compactification with $\alpha = (1, \dots, 1)$ is also understood in a simple way, in which case T_{para} is defined as

$$x_i = \frac{2y_i}{1 + \sqrt{1 + 4\|y\|^2}} \Leftrightarrow y_i = \frac{x_i}{1 - \|x\|^2}, \quad i = 1, \dots, n.$$

See [23, 29] for the homogeneous case, which is called the *parabolic compactification*. In particular, the parabolic compactification is the embedding of \mathbb{R}^n onto the bounded parabola

$$\left\{ (x_1, \dots, x_{n+1}) \in \mathbb{R}^{n+1} \mid \sum_{i=1}^n x_i^2 = x_{n+1}, x_{n+1} < 1 \right\}$$

⁷This assumption is not essential but just for simplifications to show advantages and disadvantages of each compactification.

⁸In many references, this compactification is called the *Poincaré compactification*. The quasi-homogeneous counterpart is introduced in [51] where the corresponding mapping $T = T_{qP}$ is called the *quasi-Poincaré compactification*.

in \mathbb{R}^{n+1} with the focus point $(x_1, \dots, x_n, x_{n+1}) = (0, \dots, 0, 1)$. The map T_{para} is actually defined as the composition of this embedding and the projection onto the first n components, which is shown in Figure 1-(c).

Our compactifications introduced here are quasi-homogeneous counterparts of the above homogeneous compactifications. Geometric pictures of quasi-homogeneous Poincaré-type and parabolic-type compactifications are shown in [51] and [53], respectively.

Remark 2.13. *Any compactifications we have introduced are analytic at any point in \mathcal{D} by using the binomial theorem in the standard calculus and the inverse function theorem for analytic mappings (e.g. [17]).*

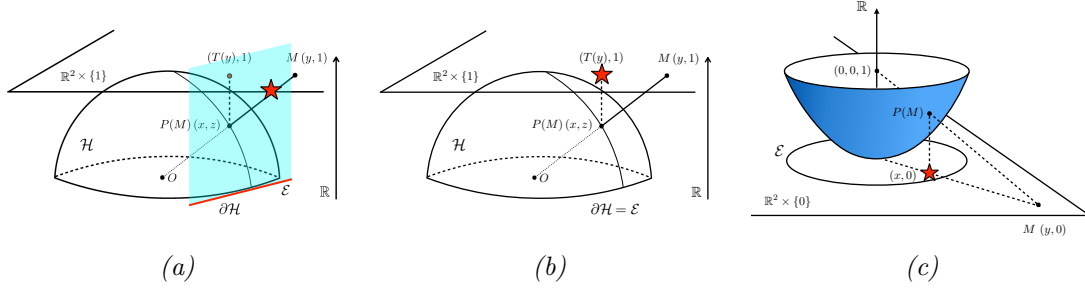


Figure 1: Schematic illustrations of homogeneous compactifications of \mathbb{R}^2

(a): Directional compactification with type $\alpha = (1, 1)$. The original point $M = (y, 1) \in \mathbb{R}^2 \times \{1\}$ is mapped into the point (drawn as the red star) on the upper-half tangent space (colored by skyblue) of a point on $\partial\mathcal{H}$, where \mathcal{H} is the Poincaré's hemisphere determining the Poincaré compactification. The boundary \mathcal{E} of the upper-half tangent space (the red line) is the horizon.

(b): Poincaré compactification with type $\alpha = (1, 1)$. The image $T(y)$ of the original point $y \in \mathbb{R}^2$ is defined as the projection of the intersection point $P(M) \in \mathcal{H}$, given by the line segment connecting $M = (y, 1) \in \mathbb{R}^3$ and the origin $O \in \mathbb{R}^3$, onto the original phase space \mathbb{R}^2 . The horizon is identified with $\partial\mathcal{H}$. The precise definition is its projection onto $\mathbb{R}^2 \times \{1\}$.

(c): Parabolic compactification with type $\alpha = (1, 1)$. The image x of the original point $y \in \mathbb{R}^2$ is defined as the projection of the intersection point $P(M) \in \mathcal{H}$ determined by the paraboloid $x_1^2 + x_2^2 = x_3$ in \mathbb{R}^3 and the line segment connecting $M = (y, 0) \in \mathbb{R}^3$ and the focus point $(0, 0, 1) \in \mathbb{R}^3$, onto the original phase space \mathbb{R}^2 . The horizon is identified with the circle $\{x_1^2 + x_2^2 = 1\}$ on the paraboloid. The precise definition is its projection onto $\mathbb{R}^2 \times \{0\}$.

2.3.2 Directional compactifications: advantages and disadvantages

A typical way to study dynamics at infinity is the application of directional compactifications introduced in Section 2.2.2, which is simple in the sense that the magnitude of points in the original coordinate can be measured by an independent variable s . Heuristically, associated desingularized vector fields are as complex as the original vector fields because the new variable \hat{x}_i in (2.2) depends only on the original variable y_i and the scaling variable s . Moreover, \hat{x}_i is proportional to y_i . Characterization of blow-up times is also simple, because they are characterized only by the

asymptotic behavior of $s = s(\tau)$. On the other hand, directional compactifications are defined only *locally*. If our interested blow-up solutions have sign-changing structure, multiple charts of compactifications can be necessary for complete descriptions of blow-up solutions. From the numerical viewpoint, change of coordinates may cause additional computation costs and errors. If *one already knows from preceding mathematical or numerical arguments that targeting blow-up solutions have identical signs during time evolutions for a certain component*, directional compactifications with appropriate choice of the constant-sign components are efficient.

2.3.3 Global compactifications: advantages and disadvantages

If we study blow-up solutions with sign-changing structure, or one does not have sufficient knowledge of solutions near infinity, globally defined compactifications like the Poincaré-type and the parabolic-type are more appropriate than directional ones, because one does not suffer from violation of integrations of differential equations due to the change of signs, or change of local charts. Because the horizon, topologically sphere-shaped boundary of the compactified space, is invariant under associated desingularized vector fields (cf. [51]), *computed trajectories through points in \mathcal{D} for desingularized vector fields are always inside $\overline{\mathcal{D}}$, unless unrealistic or mathematically inappropriate choice of numerical parameters*. On the other hand, application of such global compactifications generally increases the degree of associated desingularized vector fields as polynomial ones, which cause complication of arguments. For example, in the case of the vector field shown in Section 7, we have to study (desingularized) polynomial vector fields with degree over 10, while the original one before compactification has degree at most 2 or 3. Without systematic implementations of vector fields or their derivatives like automatic differentiations, applications to concrete systems require lengthy calculations.

2.3.4 Poincaré-type or parabolic-type ?

Among globally defined compactifications, more than one compactifications are introduced here, the Poincaré-type and the parabolic-type. The simplest one in the class of *admissible* compactifications (e.g., [23, 53]) is the Poincaré-type, which is easy to understand from geometric viewpoints and widely applied in many fields of mathematics. However, the Poincaré-type compactification has an unavoidable defect, the presence of *radicals* in the definition. Radicals generally lose the smoothness of desingularized vector fields on the horizon. In other words, desingularized vector fields under the Poincaré-type compactification are C^0 but not C^1 in general around the horizon. Therefore typical “linear stability analysis” in the theory of dynamical systems does not always make sense on the horizon. Nevertheless, it should be noted that there is an exception where the Poincaré-type compactifications can be applied without losing the smoothness of resulting vector fields, which is the case if f is *quasi-homogeneous (not only in the asymptotic sense)*, or the *residual term $f - f_{\alpha,k}$ has sufficiently low degree*. In this case, the associated desingularized vector field is also smooth and hence no obstruction of C^1 smoothness on the horizon arises. Details are discussed in [51].

Although the degree of polynomials significantly increases when we apply the parabolic-type compactifications, we do not worry about the lack of smoothness of desingularized vector fields. Indeed, *parabolic-type transformations of the present type originally transforms rational functions into rational ones*, unlike the Poincaré-type ones (cf. [29]). We thus do not suffer from obstructions to consider dynamics at infinity when we apply parabolic-type compactifications.

2.3.5 The other choice ?

The geometrically simplest compactification would be the one-point compactifications such as embedding of \mathbb{R}^n into S^n , which is known as the *Bendixson's compactification*. One can use the Bendixson's compactification to map the infinity to a bounded point, where the corresponding dynamics possess the high degeneracy in general (e.g. [35]). In order to avoid the degeneracy at infinity, we have to apply an additional desingularization (blowing-up) of the infinity. The Poincaré-type and the parabolic-type compactifications avoid such extra tasks for obtaining desingularized dynamics at infinity.

3 Preliminary 2: Parameterization method

In this section, we introduce the theory of the parameterization method [10, 11, 12] to compute rigorous charts of local stable and unstable manifolds of fixed points of ODEs of the form $\dot{x} = g(x)$, where g is a desingularized vector field. We begin by making some assumptions, which will be sufficient for the purpose of the present paper.

- A1. Assume $g : \mathbb{R}^n \rightarrow \mathbb{R}^n$ is a polynomial vector field with a steady state $\tilde{x} \in \mathbb{R}^n$ (i.e. $g(\tilde{x}) = 0$).
- A2. Assume that the eigenvalues of the Jacobian matrix $Dg(\tilde{x})$ are real, nonzero and distinct (hence the Jacobian matrix $Dg(\tilde{x})$ is diagonalizable over the real and \tilde{x} is hyperbolic).

Denote by $\lambda_1, \dots, \lambda_m < 0$ the *stable eigenvalues* of $Dg(\tilde{x})$ with $\xi_1, \dots, \xi_m \in \mathbb{R}^n$ some associated *stable eigenvectors*. From now on, we focus on the computation of a local stable manifold, which we denote by $W_{\text{loc}}^s(\tilde{x})$, and note that $\dim W_{\text{loc}}^s(\tilde{x}) = m \leq n$. The computation of the unstable manifold is similar (e.g. see [8]). The idea of the computational approach is to represent the chart of the local stable manifold using a Taylor series representation $P : B^m \rightarrow \mathbb{R}^n$ of the form

$$P(\theta) = \sum_{|\alpha|=0}^{\infty} a_{\alpha} \theta^{\alpha}, \quad a_{\alpha} \in \mathbb{R}^n, \quad (3.1)$$

where $B^m \subset \mathbb{R}^m$ is a domain (usually chosen to be a ball) on which the Taylor series converges, and where $\alpha = (\alpha_1, \dots, \alpha_m) \in \mathbb{N}^m$, $|\alpha| = \alpha_1 + \dots + \alpha_m$, $\theta = (\theta_1, \dots, \theta_m) \in \mathbb{R}^m$ and $\theta^{\alpha} = \theta_1^{\alpha_1} \dots \theta_m^{\alpha_m}$. This requires making an extra assumption, which involves the notion of a resonance.

Definition 3.1. The eigenvalues $\lambda_1, \dots, \lambda_m$ are said to have a *resonance* of order $\alpha = (\alpha_1, \dots, \alpha_m) \in \mathbb{N}^m$ if

$$\alpha_1 \lambda_1 + \dots + \alpha_m \lambda_m - \lambda_j = 0, \quad (3.2)$$

for some $j \in \{1, \dots, m\}$ with $|\alpha| \geq 2$. If there are no resonances at any order $|\alpha| \geq 2$, then the eigenvalues $\lambda_1, \dots, \lambda_m$ are said to be *non-resonant*.

We are ready to state our third hypothesis.

- A3. Assume that the eigenvalues $\lambda_1, \dots, \lambda_m$ are *non-resonant*

Construct the following real-valued matrices: an $m \times m$ diagonal matrix with the diagonal entries made up of the stable eigenvalues

$$\Lambda = \begin{pmatrix} \lambda_1 & \dots & 0 \\ \vdots & \ddots & \vdots \\ 0 & \dots & \lambda_m \end{pmatrix} \quad (3.3)$$

and an $n \times m$ matrix whose columns are the associated eigenvectors

$$A_0 = [\xi_1 | \dots | \xi_m].$$

Using the basis defined by the stable eigenvectors, the linearized equation for $\dot{x} = g(x)$ restricted to the stable subspace takes the form

$$\dot{y} = \Lambda y, \quad y \in \mathbb{R}^m.$$

The associated flow is given by $e^{\Lambda t}$. As indicated above our goal is to construct an analytic function $P: B^m \rightarrow \mathbb{R}^n$ such that $P(B^m) = W_{\text{loc}}^s(\tilde{x})$. To obtain constraints, so that we can solve for P , we begin by insisting that P be a conjugacy between the flow φ of $\dot{x} = g(x)$ restricted to $W_{\text{loc}}^s(\tilde{x})$ and the flow $e^{\Lambda t}$ of the linear equation. The most obvious restriction is that P must map fixed points to fixed points and hence

$$P(0) = \tilde{x}.$$

To obtain the conjugacy we assume that

$$DP(0) = A_0$$

and

$$\varphi(t, P(\theta)) = P(e^{\Lambda t} \theta), \quad (3.4)$$

for all $\theta \in B^m$. The geometric meaning of this conjugacy is illustrated in Figure 2. To see that $P(B^m) \subset W_{\text{loc}}^s(\tilde{x})$ observe that

$$\lim_{t \rightarrow \infty} \varphi(t, P(\theta)) = \lim_{t \rightarrow \infty} P(e^{\Lambda t} \theta) = P\left(\lim_{t \rightarrow \infty} e^{\Lambda t} \theta\right) = P(0) = \tilde{x},$$

because the entries of Λ are negative.

Note that any function $P(\theta)$ satisfying Equation (3.4) is one-to-one on B^m . To see this observe that P is tangent to the stable eigenspace at the origin as $DP(0) = A_0$. Moreover recall that A_0 is of full rank as its columns are linearly independent. By the implicit function theorem, P is of rank m , and hence one-to-one, in some neighborhood $U \subset B^m$ of 0. Now suppose that $\theta_1, \theta_2 \in B^m$ and that $P(\theta_1) = P(\theta_2)$. Then for any $t \in \mathbb{R}$, $\varphi(t, P(\theta_1)) = \varphi(t, P(\theta_2))$ by the uniqueness of the initial value problem. Choose $T > 0$ large enough so that $e^{\Lambda T} \theta_1, e^{\Lambda T} \theta_2 \in U$. By the conjugacy relation we have that $P(e^{\Lambda T} \theta_1) = P(e^{\Lambda T} \theta_2)$, and because the arguments are in U , the local immersion gives that $e^{\Lambda T} \theta_1 = e^{\Lambda T} \theta_2$. But $e^{\Lambda T}$ is an isomorphism and we have $\theta_1 = \theta_2$. We therefore conclude from the discussion above that $P(B^m) = W_{\text{loc}}^s(\tilde{x})$.

The utility of (3.4) is limited by the appearance of the flow φ in the equation. In practice the flow is only known implicitly, that is it is determined by solving the differential equation. The following lemma establishes a more practical infinitesimal version of (3.4).

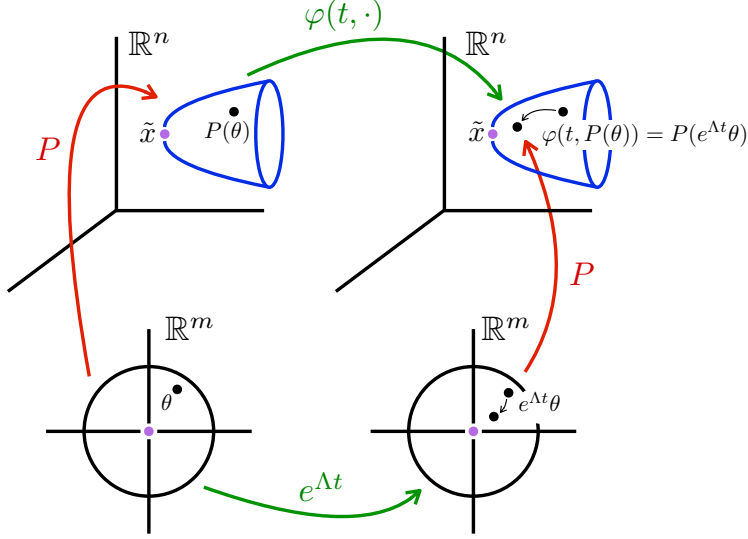


Figure 2: **Schematic of the Parameterization Method for Vector Fields in \mathbb{R}^n :** The figure illustrates the conjugacy described by Equation (3.4). The bottom half of the figure represents the parameter space in \mathbb{R}^m (the domain of the parameterization P) while the top half of the figure represents the phase space in \mathbb{R}^n . The image of P is the local stable manifold shown in blue. The dynamics in the parameter space is generated by moving from the left to the right side of the figure. The dynamics in phase space is generated by the flow φ associated with the vector field g . The diagram *commutes* in the sense that applying first the chart map P and then nonlinear flow $\varphi(t, \cdot)$ is required to be the same as applying the linear dynamics $e^{\Lambda t}$ and then the chart map P . The result is that the dynamics on the local stable manifold are described by the stable linear dynamics.

Lemma 3.2. *Let $P: B^m \subset \mathbb{R}^m \rightarrow \mathbb{R}^n$ be a smooth function with*

$$P(0) = \tilde{x} \quad \text{and} \quad DP(0) = A_0. \quad (3.5)$$

Then $P(\theta)$ satisfies the conjugacy relationship (3.4) if and only if P is a solution of the partial differential equation (PDE)

$$\lambda_1 \theta_1 \frac{\partial}{\partial \theta_1} P(\theta_1, \dots, \theta_m) + \dots + \lambda_m \theta_m \frac{\partial}{\partial \theta_m} P(\theta_1, \dots, \theta_m) = g(P(\theta_1, \dots, \theta_m)) \quad (3.6)$$

for all $\theta = (\theta_1, \dots, \theta_m) \in B^m$.

Proof. Let $P: B^m \rightarrow \mathbb{R}^n$ be a smooth function with $P(0) = \tilde{x}$ and $DP(0) = A_0$.

(\Leftarrow) Suppose that $P(\theta)$ solves the partial differential equation (3.6) in B^m . Choose a fixed $\theta \in B^m$ and fix $t > 0$. Define the function $\gamma: [0, t] \rightarrow \mathbb{R}^n$ by

$$\gamma(t) \stackrel{\text{def}}{=} P(e^{\Lambda t} \theta). \quad (3.7)$$

Then, $\gamma(0) = P(\theta)$ and

$$\gamma'(t) = \frac{d}{dt}P(e^{\Lambda t}\theta) = DP(e^{\Lambda t}\theta)\Lambda e^{\Lambda t}\theta = g(P(e^{\Lambda t}\theta)) = g(\gamma(t)),$$

where we pass from the first to the second equality by the chain rule, from the second to the third equality by the invariance equation (3.6) and the fact that $e^{\Lambda t}\theta \in B^m$ when $t > 0$, and from the third to the fourth equation by the definition of γ . Hence γ is the solution of the initial value problem

$$\gamma'(t) = g(\gamma(t)), \quad \text{and} \quad \gamma(0) = P(\theta). \quad (3.8)$$

Therefore by definition $\varphi(t, \gamma(0)) = \gamma(t)$, and it follows from (3.7) and (3.8) that

$$\varphi(t, P(\theta)) = P(e^{\Lambda t}\theta).$$

(\implies) Suppose that P satisfies the conjugacy relationship (3.4) for all $\theta \in B^m$. Fix $\theta \in B^m$ and differentiate both sides with respect to t in order to obtain

$$g(\varphi(t, P(\theta))) = DP(e^{\Lambda t}\theta)\Lambda e^{\Lambda t}\theta.$$

Taking the limit as $t \rightarrow 0$ gives that $P(\theta)$ is a solution of (3.6). \square

As a consequence of Lemma 3.2, it should now be clear that computing a local m -dimensional stable manifold is equivalent to find a solution $P: B^m \rightarrow \mathbb{R}^n$ of the PDE (3.6). As mentioned earlier, the idea is to use a Taylor series representation of the form (3.1). Note that since $g: \mathbb{R}^n \rightarrow \mathbb{R}^n$ is a polynomial vector field, the power series expansion of $g(P(\theta))$ involves Cauchy products. Denote the Taylor expansion of $g(P(\theta))$ as

$$g(P(\theta)) = \sum_{|\alpha|=0}^{\infty} (g(a))_{\alpha} \theta^{\alpha}, \quad j = 1, \dots, n,$$

where we abuse slightly the notation and used the same notation $g(a)$ to denote the vector field g where the monomial terms in the variables x_1, \dots, x_n are replaced by Cauchy products in the variables a_1, \dots, a_n .

Formally plugging the Taylor expansion (3.1) in the PDE (3.6) results in

$$DP(\theta)\Lambda\theta = \sum_{|\alpha|=0}^{\infty} (\alpha \cdot \lambda) a_{\alpha} \theta^{\alpha} = \sum_{|\alpha|=0}^{\infty} (g(a))_{\alpha} \theta^{\alpha} = g(P(\theta)),$$

where $\alpha \cdot \lambda \stackrel{\text{def}}{=} \alpha_1 \lambda_1 + \dots + \alpha_m \lambda_m$ and $a_{\alpha} = ((a_1)_{\alpha}, \dots, (a_n)_{\alpha}) \in \mathbb{R}^n$. The first order constraints (3.5) imply that

$$a_0 = ((a_1)_0, \dots, (a_n)_0) = \tilde{x} \in \mathbb{R}^n \quad \text{and} \quad a_{e_j} = \xi_j \in \mathbb{R}^n \quad (j = 1, \dots, m),$$

where e_j is the j^{th} vector of the canonical basis of \mathbb{R}^n . In other words, the Taylor coefficients a_{α} for $|\alpha| \in \{0, 1\}$ are fixed and do not need to be solved for.

Computing the higher order Taylor coefficients $a_{\alpha} = ((a_1)_{\alpha}, \dots, (a_n)_{\alpha})$ (for $|\alpha| \geq 2$) of (3.1) reduces to find the solution of the zero finding problem $F(a) = 0$, with F given by

$$(F(a))_{\alpha} \stackrel{\text{def}}{=} (\alpha \cdot \lambda) a_{\alpha} - (g(a))_{\alpha}, \quad |\alpha| \geq 2. \quad (3.9)$$

Also denote, for $j = 1, \dots, n$ and $|\alpha| \geq 2$,

$$(F_j(a))_\alpha \stackrel{\text{def}}{=} (\alpha \cdot \lambda)(a_j)_\alpha - (g_j(a))_\alpha,$$

so that we may write $F(a) = (F_1(a), F_2(a), \dots, F_n(a))$.

Remark 3.3. When $|\alpha| \in \{0, 1\}$, the constraints $(F(a))_\alpha = 0$ correspond to finding the steady state ($|\alpha| = 0$) and the stable eigenvalues/eigenvectors ($|\alpha| = 1$). Since this information is already assumed to be at hand, we only need to solve for $(F(a))_\alpha = 0$ for $|\alpha| \geq 2$.

Denote the Banach space

$$\ell^1 \stackrel{\text{def}}{=} \left\{ b = (b_\alpha)_{|\alpha| \geq 2} : b_\alpha \in \mathbb{R} \text{ and } \|b\|_1 \stackrel{\text{def}}{=} \sum_{|\alpha|=2}^{\infty} |b_\alpha| < \infty \right\} \quad (3.10)$$

and the product Banach space $X \stackrel{\text{def}}{=}} (\ell^1)^n = \ell^1 \times \ell^1 \times \dots \times \ell^1$ with induced norm

$$\|a\|_X \stackrel{\text{def}}{=} \max_{j=1, \dots, n} \|a_j\|_1. \quad (3.11)$$

Moreover, denoting the Banach space

$$\tilde{\ell}^1 \stackrel{\text{def}}{=} \left\{ b = (b_\alpha)_{|\alpha| \geq 2} : b_\alpha \in \mathbb{R} \text{ and } \sum_{|\alpha|=2}^{\infty} |(\alpha \cdot \lambda)b_\alpha| < \infty \right\}, \quad (3.12)$$

and $X' \stackrel{\text{def}}{=}} (\tilde{\ell}^1)^n$, we get that $F : X \rightarrow X'$.

Denote by $B_1^m \stackrel{\text{def}}{=}} \{z = (z_1, \dots, z_m) \in \mathbb{C}^m : |z_k| \leq 1, \text{ for all } k = 1, \dots, m\}$ the unit polydisc in \mathbb{C}^m . We have the following result.

Theorem 3.4. Assume that Assumptions A1, A2 and A3 are satisfied. If there exists $\tilde{a} \in X$ such that $F(\tilde{a}) = 0$ with F given in (3.9), then the corresponding Taylor expansion $P : B_1^m \rightarrow \mathbb{R}^n$ given by

$$P(\theta) \stackrel{\text{def}}{=} \tilde{x} + \sum_{k=1}^m \xi_k \theta_k + \sum_{|\alpha|=2}^{\infty} \tilde{a}_\alpha \theta^\alpha \quad (3.13)$$

provides a parameterization of a local stable manifold of \tilde{x} , that is $P(B_1^m) = W_{\text{loc}}^s(\tilde{x})$.

Proof. Assume that $\tilde{a} \in X$ solves $F(\tilde{a}) = 0$. Then by construction, the function $P(\theta)$ given in (3.13) converges absolutely and uniformly on B_1^m as for each $j \in \{1, \dots, n\}$

$$\begin{aligned} \sup_{z \in B_1^m} |P_j(z)| &\leq |\tilde{x}_j| + \sup_{z \in B_1^m} \left| \sum_{k=1}^m (\xi_k)_j z_k + \sum_{|\alpha|=2}^{\infty} (\tilde{a}_j)_\alpha z_1^{\alpha_1} \dots z_m^{\alpha_m} \right| \\ &\leq |\tilde{x}_j| + \sup_{z \in B_1^m} \sum_{k=1}^m |(\xi_k)_j| |z_k| + \sup_{z \in B_1^m} \sum_{|\alpha|=2}^{\infty} |(\tilde{a}_j)_\alpha| |z_1|^{\alpha_1} \dots |z_m|^{\alpha_m} \\ &\leq |\tilde{x}_j| + \sum_{k=1}^m |(\xi_k)_j| + \sum_{|\alpha|=2}^{\infty} |(\tilde{a}_j)_\alpha| \\ &= |\tilde{x}_j| + \sum_{k=1}^m |(\xi_k)_j| + \|\tilde{a}_j\|_1 < \infty, \end{aligned}$$

since $\|\tilde{a}\|_1 < \infty$. By construction, the function $P : B_1^m \rightarrow \mathbb{R}^n$ given in (3.13) satisfies the first order constraints (3.5) and the PDE (3.6). By the Lemma 3.2, P satisfies the conjugacy relationship (3.4). Finally, we conclude that $P : B_1^m \rightarrow \mathbb{R}^n$ provides a parameterization of a local stable manifold of \tilde{x} , that is $P(B_1^m) = W_{\text{loc}}^s(\tilde{x})$. \square

The strategy to compute a parameterization of $W_{\text{loc}}^s(\tilde{x})$ is now clear. Fix the lengths of the eigenvectors ξ_1, \dots, ξ_m such that we can compute $\tilde{a} \in X$ such that $F(\tilde{a}) = 0$. This is achieved with a Newton-Kantorovich type argument, which we now state.

Denote by $B_r(b) \stackrel{\text{def}}{=} \{x \in X : \|x - b\|_X \leq r\}$ the closed ball of radius $r > 0$ centered at a given $b \in X$, and $B(X_1, X_2)$ the space of bounded linear operators between two Banach spaces X_1 and X_2 .

Theorem 3.5 (A Newton-Kantorovich type theorem). *Let X and X' be Banach spaces, $A^\dagger \in B(X, X')$ and $A \in B(X', X)$ be bounded linear operators. Assume $F : X \rightarrow X'$ is Fréchet differentiable at $\tilde{a} \in X$, A is injective and $AF : X \rightarrow X$. Let Y_0, Z_0 and Z_1 be nonnegative constants, and a function $Z_2 : (0, \infty) \rightarrow (0, \infty)$ satisfying*

$$\|AF(\tilde{a})\|_X \leq Y_0 \quad (3.14)$$

$$\|I - AA^\dagger\|_{B(X)} \leq Z_0 \quad (3.15)$$

$$\|A[DF(\tilde{a}) - A^\dagger]\|_{B(X)} \leq Z_1, \quad (3.16)$$

$$\|A[DF(c) - DF(\tilde{a})]\|_{B(X)} \leq Z_2(r)r, \quad \text{for all } c \in B_r(\tilde{a}), \quad (3.17)$$

where $\|\cdot\|_{B(X)}$ denotes the operator norm. Define the radii polynomial by

$$p(r) \stackrel{\text{def}}{=} Z_2(r)r^2 - (1 - Z_1 - Z_0)r + Y_0. \quad (3.18)$$

If there exists $r_0 > 0$ such that $p(r_0) < 0$, then there exists a unique $\tilde{a} \in B_{r_0}(\tilde{a})$ such that $F(\tilde{a}) = 0$.

The strategy of Theorem 3.5 requires obtaining \tilde{a} (a numerical approximation), the operator $A^\dagger \in B(X, X')$ (an approximation of the Fréchet derivative $DF(\tilde{a})$) and the operator $A \in B(X', X)$ (an approximate inverse of $DF(\tilde{a})$).

To compute the numerical approximation \tilde{a} , we first consider a finite dimensional projection of the map $F : X \rightarrow X'$. Fixing a dimensional Taylor projection number N , denote by $X^{(N)}$ the finite dimensional space

$$X^{(N)} \stackrel{\text{def}}{=} \left\{ a = (a_1, \dots, a_n) : a_j = ((a_j)_\alpha)_{|\alpha|=2}^N, \text{ for } j = 1, \dots, n \right\}.$$

Moreover, denote by $\kappa(N) \stackrel{\text{def}}{=} \#\{\alpha \in \mathbb{N}^m : |\alpha| \in \{2, \dots, N\}\}$ the number of multi-indices α with order between 2 and N . Given a vector $b = (b_\ell)_{|\ell| \geq 0} \in \ell^1$, consider the projection

$$\begin{aligned} \pi^N : \ell^1 &\rightarrow \mathbb{R}^{\kappa(N)} \\ b &\mapsto \pi^N b \stackrel{\text{def}}{=} (b_\alpha)_{|\alpha|=2}^N \in \mathbb{R}^{\kappa(N)}. \end{aligned}$$

We generalize that projection to get $\Pi^N : X = (\ell^1)^n \rightarrow X^{(N)} \cong \mathbb{R}^{n\kappa(N)}$ defined by

$$\Pi^N a \stackrel{\text{def}}{=} (\pi^N a_1, \dots, \pi^N a_n) \in X^{(N)}.$$

Given $a \in X$, we denote

$$a^{(N)} \stackrel{\text{def}}{=} \Pi^N a \in X^{(N)}.$$

Moreover, we define the natural inclusion $\iota^N : \mathbb{R}^{\kappa(N)} \hookrightarrow \ell^1$ as follows. For $b = (b_\alpha)_{|\alpha|=2}^N \in \mathbb{R}^{\kappa(N)}$ let $\iota^N b \in \ell^1$ be defined component-wise by

$$(\iota^N b)_\alpha = \begin{cases} b_\alpha, & |\alpha| = 2, \dots, N \\ 0, & |\alpha| > N. \end{cases}$$

Similarly, let $\iota^{(N)} : X^{(N)} \hookrightarrow X$ be the natural inclusion defined as follows. Given $a = (a_1, \dots, a_n) \in X^{(N)} \cong \mathbb{R}^{n\kappa(N)}$, let

$$\iota^{(N)} a \stackrel{\text{def}}{=} (\iota^N a_1, \dots, \iota^N a_n) \in X.$$

Finally, define the *finite dimensional projection* $F^{(N)} : X^{(N)} \rightarrow X^{(N)}$ by

$$F^{(N)}(a) = \Pi^{(N)} F(\iota^{(N)} a). \quad (3.19)$$

Also denote $F^{(N)} = (F_1^{(N)}, \dots, F_n^{(N)})$.

Assume that a numerical approximation $\bar{a}^{(N)} = (\bar{a}_1^{(N)}, \dots, \bar{a}_n^{(N)})$ such that $F^{(N)}(\bar{a}^{(N)}) \approx 0$ has been computed (e.g. using Newton's method). Given $j = 1, \dots, n$, denote $\bar{a}_j = \iota^N \bar{a}_j^{(N)} \in \ell^1$ and denote $\bar{a} = (\bar{a}_1, \dots, \bar{a}_n)$, and for the sake of simplicity of the presentation, we use the same notation \bar{a} to denote $\bar{a} \in X$ and $\bar{a}^{(N)} \in X^{(N)}$. Denote by $DF^{(N)}(\bar{a})$ the Jacobian of $F^{(N)}$ at \bar{a} , and let us write it as

$$DF^{(N)}(\bar{a}) = \begin{pmatrix} D_{a_1} F_1^{(N)}(\bar{a}) & \cdots & D_{a_n} F_1^{(N)}(\bar{a}) \\ \vdots & \ddots & \vdots \\ D_{a_1} F_n^{(N)}(\bar{a}) & \cdots & D_{a_n} F_n^{(N)}(\bar{a}) \end{pmatrix} \in M_{n\kappa(N)}(\mathbb{R}).$$

The next step is to construct the linear operator A^\dagger (an approximate derivative of the derivative $DF(\bar{a})$), and the linear operator A (an approximate inverse of $DF(\bar{a})$). Let

$$A^\dagger = \begin{pmatrix} A_{1,1}^\dagger & \cdots & A_{1,n}^\dagger \\ \vdots & \ddots & \vdots \\ A_{n,1}^\dagger & \cdots & A_{n,n}^\dagger \end{pmatrix}, \quad (3.20)$$

whose action on an element $h = (h_1, \dots, h_n) \in X$ is defined by $(A^\dagger h)_i = \sum_{j=1}^n A_{i,j}^\dagger h_j$, for $i = 1, \dots, n$. Here the action of $A_{i,j}^\dagger$ is defined as

$$(A_{i,j}^\dagger h_j)_\alpha = \begin{cases} (D_{a_j} F_i^{(N)}(\bar{a}) h_j^{(N)})_\alpha & \text{for } 2 \leq |\alpha| \leq N, \\ \delta_{i,j}(\alpha \cdot \lambda)(h_j)_\alpha & \text{for } |\alpha| > N, \end{cases}$$

where $\delta_{i,j}$ is the Kronecker δ . Consider now a matrix $A^{(N)} \in M_{n\kappa(N)}(\mathbb{R})$ computed so that $A^{(N)} \approx DF^{(N)}(\bar{a})^{-1}$. We decompose it into $n^2 \kappa(N) \times \kappa(N)$ blocks:

$$A^{(N)} = \begin{pmatrix} A_{1,1}^{(N)} & \cdots & A_{1,n}^{(N)} \\ \vdots & \ddots & \vdots \\ A_{n,1}^{(N)} & \cdots & A_{n,n}^{(N)} \end{pmatrix}.$$

This allows defining the linear operator A as

$$A = \begin{pmatrix} A_{1,1} & \cdots & A_{1,n} \\ \vdots & \ddots & \vdots \\ A_{n,1} & \cdots & A_{n,n} \end{pmatrix}, \quad (3.21)$$

whose action on an element $h = (h_1, \dots, h_n) \in X$ is defined by $(Ah)_i = \sum_{j=1}^n A_{i,j} h_j$, for $i = 1, \dots, n$. Given $i, j \in \{1, \dots, n\}$, the action of $A_{i,j}$ is defined as

$$(A_{i,j} h_j)_n = \begin{cases} \left(A_{i,j}^{(N)} h_j^{(N)} \right)_\alpha & \text{for } 2 \leq |\alpha| \leq N \\ \delta_{i,j} \frac{1}{\alpha \cdot \lambda} (h_j)_\alpha & \text{for } |\alpha| > N. \end{cases}$$

Having obtained an approximate solution \bar{a} and the linear operators A^\dagger and A , the next step is to construct the bounds Y_0 , Z_0 , Z_1 and $Z_2(r)$ satisfying (3.14), (3.15), (3.16) and (3.17), respectively.

3.1 The Y_0 bound

Denote by d the highest order nonlinear term of the vector field f . Then since \bar{a} consists of Taylor coefficients of order N , then $(F(\bar{a}))_\alpha = 0$ for all $|\alpha| > dN$. For $i = 1, \dots, n$, we set

$$Y_0^{(i)} \stackrel{\text{def}}{=} \sum_{|\alpha|=2}^N \left| \sum_{j=1}^n \left(A_{i,j}^{(N)} F_j^{(N)}(\bar{a}) \right)_\alpha \right| + \sum_{|\alpha|=N+1}^{dN} \left| \frac{1}{\alpha \cdot \lambda} (F_i(\bar{a}))_\alpha \right|$$

which is a collection of finite sums that can be evaluated with interval arithmetic. We conclude that

$$\| [AF(\bar{a})]_i \|_1 = \left\| \sum_{j=1}^n A_{i,j} F_j(\bar{a}) \right\|_1 \leq Y_0^{(i)}, \quad \text{for } i = 1, \dots, n$$

and we set

$$Y_0 \stackrel{\text{def}}{=} \max \left(Y_0^{(1)}, \dots, Y_0^{(n)} \right). \quad (3.22)$$

3.2 The Z_0 bound

We look for a bound of the form $\|I - AA^\dagger\|_{B(X)} \leq Z_0$. Recalling the definitions of A and A^\dagger given in (3.21) and (3.20), let $B \stackrel{\text{def}}{=} I - AA^\dagger$ the bounded linear operator represented as

$$B = \begin{pmatrix} B_{1,1} & \cdots & B_{1,n} \\ \vdots & \ddots & \vdots \\ B_{n,1} & \cdots & B_{n,n} \end{pmatrix}.$$

We remark that $(B_{i,j})_{n_1, n_2} = 0$ for any $i, j \in \{1, \dots, n\}$, whenever $n_1 > N$ or $n_2 > N$. Hence we can compute the norms $\|B_{i,j}\|_{B(\ell^1)}$ using the following standard result.

Lemma 3.6. *Given $\Gamma \in B(\ell^1)$ a bounded linear operator, acting as $(\Gamma a)_\beta = \sum_{|\alpha| \geq 2} \Gamma_{\beta, \alpha} a_\alpha$ for $|\beta| \geq 2$.*

$$\|\Gamma\|_{B(\ell^1)} = \sup_{|\alpha| \geq 2} \sum_{|\beta| \geq 2} |\Gamma_{\beta, \alpha}|. \quad (3.23)$$

Given $h = (h_1, \dots, h_n) \in X = (\ell^1)^n$ with $\|h\|_X = \max(\|h_1\|_1, \dots, \|h_n\|_1) \leq 1$, and for $i = 1, \dots, n$, we obtain

$$\|(Bh)_i\|_1 = \left\| \sum_{j=1}^n B_{i,j} h_j \right\|_1 \leq \sum_{j=1}^n \|B_{i,j}\|_{B(\ell^1)}.$$

Hence we define

$$Z_0 \stackrel{\text{def}}{=} \max_{i=1, \dots, n} \left(\sum_{j=1}^n \|B_{i,j}\|_{B(\ell^1)} \right), \quad (3.24)$$

where each norm $\|B_{i,j}\|_{B(\ell^1)}$ can be computed using formula (3.23) with vanishing tail terms.

3.3 The Z_1 bound

Recall that we look for the bound $\|A[DF(\bar{a}) - A^\dagger]\|_{B(X)} \leq Z_1$. Given $h = (h_1, \dots, h_n) \in X$ with $\|h\|_X \leq 1$, set

$$z \stackrel{\text{def}}{=} [DF(\bar{a}) - A^\dagger]h.$$

Then, for each $i = 1, \dots, n$, $(z_i)_\alpha = 0$ for $|\alpha| = 2, \dots, N$ and for $|\alpha| > N$,

$$(z_i)_\alpha = - (Dg_i(\bar{a})h)_\alpha = - \left(\sum_{j=1}^n \frac{\partial g_i}{\partial a_j}(\bar{a}) h_j \right)_\alpha$$

Denote

$$\lambda^*(N) \stackrel{\text{def}}{=} \min_{|\alpha| > N} |\alpha \cdot \lambda|.$$

Since the tail of $A_{i,j}$ is zero for $i \neq j$, then $Az = (A_{1,1}z_1, \dots, A_{n,n}z_n)$. Then a straightforward calculation yields, for each $i \in \{1, \dots, n\}$, that

$$\|A_{i,i}z_i\|_1 \leq Z_1^{(i)} \stackrel{\text{def}}{=} \frac{1}{\lambda^*(N)} \sum_{j=1}^n \left\| \frac{\partial g_i}{\partial a_j}(\bar{a}) \right\|_1,$$

so that we set

$$Z_1 \stackrel{\text{def}}{=} \max \left(Z_1^{(1)}, \dots, Z_1^{(n)} \right). \quad (3.25)$$

3.4 The Z_2 bound

For a fixed $r_* > 0$, set

$$Z_2(r_*) \stackrel{\text{def}}{=} \sup_{b \in B_{r_*}(\bar{a})} \left(\max_{i=1, \dots, n} \sum_{k,m=1}^n \left\| \sum_{j=1}^n A_{ij} \frac{\partial^2 g_j}{\partial a_m \partial a_k}(b) \right\|_{B(\ell^1)} \right) \quad (3.26)$$

which satisfies (by the Mean Value Inequality in Banach spaces)

$$\|A[DF(c) - DF(\bar{a})]\|_{B(X)} \leq Z_2(r_*)r, \quad \text{for all } c \in B_r(\bar{a}), \quad \text{for all } r \leq r_*.$$

Evaluating the bound (3.26) is straightforward with interval arithmetic and the easily computed formulas of the second derivatives of each component f_i of the vector field f .

3.5 Rigorous enclosure of the points on $W_{\text{loc}}^s(\tilde{x})$

Assume that assumptions A1, A2 and A3 are satisfied for a fixed point \tilde{x} . Let $\lambda_1, \dots, \lambda_m < 0$ be the corresponding non-resonant real (stable) eigenvalues and $\xi_1, \dots, \xi_m \in \mathbb{R}^n$ be some associated *stable eigenvectors*.

Consider $N \geq 2$ the order of the Taylor approximation, and as before, assume that a numerical approximation $\bar{a}^{(N)} = (\bar{a}_1^{(N)}, \dots, \bar{a}_n^{(N)})$ such that $F^{(N)}(\bar{a}^{(N)}) \approx 0$ has been computed. Denote by

$$P^{(N)}(\theta) \stackrel{\text{def}}{=} \tilde{x} + \sum_{k=1}^m \xi_k \theta_k + \sum_{|\alpha|=2}^N \bar{a}_\alpha \theta^\alpha. \quad (3.27)$$

Using a computer program in MATLAB using the interval arithmetic package INTLAB, we can compute rigorously the bounds Y_0 , Z_0 , Z_1 and Z_2 satisfying (3.22), (3.24), (3.25) and (3.26), respectively. Define the radii polynomial $p(r)$ defined in (3.18), and assume the existence of $r_0 > 0$ such that $p(r_0) < 0$. From Theorem 3.5, there exists a unique $\tilde{a} \in B_{r_0}(\bar{a})$ such that $F(\tilde{a}) = 0$. By Theorem 3.4, the corresponding Taylor expansion $P : B_1^m \rightarrow \mathbb{R}^n$ given by (3.13) provides a parameterization of a local stable manifold of \tilde{x} , that is $P(B_1^m) = W_{\text{loc}}^s(\tilde{x})$. From the computer-assisted proof, we immediately obtain a rigorous upper bound for the C^0 error bound between the approximate parameterization (3.27) and the true parameterization. More explicitly, for a fixed $j = 1, \dots, n$

$$\begin{aligned} \sup_{z \in B_1^m} |P_j(z) - P_j^{(N)}(z)| &= \sup_{z \in B_1^m} \left| \sum_{|\alpha|=2}^{\infty} ((\tilde{a}_j)_\alpha - (\bar{a}_j)_\alpha) z^\alpha \right| \\ &\leq \sup_{z \in B_1^m} \sum_{|\alpha|=2}^{\infty} |(\tilde{a}_j)_\alpha - (\bar{a}_j)_\alpha| |z_1|^{\alpha_1} \dots |z_m|^{\alpha_m} \\ &\leq \sum_{|\alpha|=2}^{\infty} |(\tilde{a}_j)_\alpha - (\bar{a}_j)_\alpha| = \|\tilde{a}_j - \bar{a}_j\|_1 \leq \|\tilde{a} - \bar{a}\|_X < r_0. \end{aligned}$$

Using that estimate, given a point $z \in B_1^m$ in parameter space, one may evaluate rigorously the corresponding value $P(z) \in W_{\text{loc}}^s(\tilde{x})$ on the local stable manifold using the following enclosure

$$P_j(z) \in P_j^{(N)}(z) + [-r_0, r_0], \quad j = 1, \dots, n \quad (3.28)$$

where $P_j^{(N)}(z)$ can be computed with interval arithmetic using the formula (3.27).

4 Saddle-type blow-up solutions: basic methodology for validations and extensions

In this section, we provide a methodology for validating saddle-type blow-up solutions with computer-assisted proofs. A remarkable feature obtained from theorems mentioned in Section 2 is that stability of equilibria on the horizon does not matter for characterizing blow-up solutions. Therefore we

can characterize blow-up solutions whose blow-up direction is characterized by *unstable* equilibria⁹ in the same way as stable ones. When we emphasize structure of equilibria on the horizon, we shall call them as follows.

Definition 4.1. We say that a blow-up solution is *sink-type* (resp. *saddle-type*) if it is transformed into a trajectory on $W_{\text{loc}}^s(x_*; g)$ with a sink (resp. saddle) equilibrium x_* on the horizon for the associated desingularized vector field g introduced in Section 2.

There are many studies of blow-up solutions through analytic arguments (e.g. [24, 36, 70]) or numerical simulations (e.g. [1, 14, 15, 73]), many of which would be sink-type through related numerical simulations and computer-assisted proofs (e.g. [51, 53, 54]). Whereas, saddle-type blow-up solutions are quite difficult to calculate and to understand the role in global dynamics, because generic small perturbations of initial points (for (2.1)) break the structure. Even in the context of dynamics at infinity (i.e., without concerning the blow-up nature of solutions), there are very limited studies for characterizing trajectories asymptotic to the horizon themselves and their global nature, except special cases such as *planar* dynamical systems (e.g. [21, 22]). On the other hand, saddle-type blow-up solutions themselves can exist in various types of differential equations, many of which do not concern with its sensitivity under perturbations of initial points, but are interested only in their existence and/or persistence of blow-up structure under perturbation of initial points is mentioned implicitly (cf. [33, 34, 59] for complex-valued PDEs).

Here we will see that our validation methodology provide not only a systematic way to capture saddle-type blow-up solutions but also distributions of a collection of blow-up solutions in the phase space, both of which are with mathematical rigor. Moreover, as seen in preceding works, methodologies with computer-assisted proofs provide *explicit* enclosures of computation objects. This property enables us to visualize the distribution of solution profiles and blow-up times depending on initial points of blow-up solutions. As a byproduct of the application of parameterization method reviewed in Section 3, we obtain an explicit formula of t_{max} as a function of initial points and its smoothness.

4.1 Basic methodology

First we discuss a basic methodology for validating (locally defined) blow-up solutions and their extension. The fundamental steps consist of the following:

1. Validation of local stable manifolds of equilibria on the horizon for desingularized vector fields;
2. Extension of validated stable manifolds via rigorous integration of desingularized vector fields.

These steps are shown to provide a collection of *divergent* solutions of (2.1), according to Theorems 2.4, 2.8, and 2.12 except the evaluation of t_{max} . When an equilibrium p on the horizon is *stable*, the validation procedures reported in [53, 54, 65] allow (a) studying the local stable manifold of p by means of *locally defined Lyapunov functions*; and (b) computing rigorous enclosure of solutions converging to p , hence yielding a rigorous bound of the blow-up time. Although the same strategy or similar topological arguments such as *covering relations* (e.g. [72]) can work effectively, we apply

⁹Potentially the similar characterization of blow-up solutions can be achieved with general invariant sets on the horizon. But we pay attention only to equilibria on the horizon in the present study.

the parameterization method to validating local stable manifolds of equilibria on the horizon for desingularized vector fields here instead.

An important merit of the parameterization method is that *only the stable information of equilibria can be treated through the whole computations involving invariant manifolds, no matter how unstable equilibria or general invariant sets are*. In other words, if we can compute stable eigenvectors at the equilibria and a topological conjugacy P with high accuracy, we obtain the local stable manifold without containing intrinsic unstable information of equilibria¹⁰. Moreover, we obtain the embedding of the parameterized invariant manifolds and hence the *distribution of locally defined invariant manifolds in the whole phase space can be captured at the same time*. This distribution greatly helps us with investigating the behavior of trajectories far from invariant manifolds. Universality of such features in the parameterization is shown in many preceding works (e.g. [3, 8, 32, 55, 69]) for obtaining global nature of dynamical systems.

After validating the locally parameterized stable manifolds, these manifolds can be extended through time-integrations of the *time-reversal* desingularized vector fields. In particular, we obtain *globalized* stable manifolds whose preimages under compactifications are (candidates of) families of saddle-type blow-up solutions¹¹. Globalization of invariant manifolds enables us to investigate global nature of dynamical systems, including blow-up solutions in the present study, while the methodology itself is standard and essentially identical with the one used in preceding works (e.g. [53, 54, 65]).

Remark 4.2 (Rigorous integrators of ODEs). *Many methods for rigorously integrating solution trajectories of vector fields have been proposed over the last thirty years. The most famous achievement is the resolution of Smale’s 14th problem by W. Tucker [66]. We refer to [6, 9, 39, 41, 49, 50, 71] for different methods for rigorous integration of ODEs. These methods are based on fixed-point arguments, which is equivalent to show the existence of solution trajectories, and several techniques of interval arithmetic. For the sake of forward time integration, we use a C++ Library for rigorous integration of ODEs, which is named the kv library [40]. This integrator is based on an interval representation of the solutions’ Taylor series and the Affine arithmetic [61], which is a technique for preventing the so-called wrapping effect in interval analysis.*

The remaining issue is the finiteness of t_{\max} and its explicit enclosure to assure that our validated trajectories indeed correspond to blow-up solutions for the original system. The blow-up time t_{\max} generally depends on initial points of solutions. We now introduce an explicit estimate methodology for obtaining blow-up times.

The blow-up time t_{\max} is defined by the improper integral as $\tau \rightarrow \infty$ in (2.6), (2.15) or (2.19), where τ is the corresponding time-scale. The basic approach to enclose t_{\max} is to divide the integral into two parts:

$$t_{\max} = t_0 + \int_{\tau_0}^{\bar{\tau}} h(\tau) d\tau + \int_{\bar{\tau}}^{\infty} h(\tau) d\tau \equiv t_0 + t_{\max,1}(\bar{\tau}) + t_{\max,2}(\bar{\tau}) \quad (4.1)$$

for some $\bar{\tau} > \tau_0$, where h is a functional representing integrands for characterizing t_{\max} depending on solutions of the desingularized vector field g . The key point of the successive treatments is to

¹⁰In topological arguments such as local Lyapunov functions and covering relations, topological information of *both* stable and unstable directions around equilibria are necessary to validate locally defined invariant manifolds, which cause a big difference of treatments between stable and unstable invariant sets.

¹¹Needless to say, the proposing methodology can be applied to sink-type blow-up solutions.

enclose $t_{\max,2}(\bar{\tau})$ by using the asymptotic information of trajectories, say the fact that trajectories of our interest are located on a local stable manifold $W_{\text{loc}}^s(p; g)$ of a saddle equilibrium p . Once the manifold $W_{\text{loc}}^s(p; g)$ is constructed through the parameterization P , the functional h is expressed by means of a (nonlinear) combination of P , and the enclosure of $t_{\max,2}(\bar{\tau})$ is also computed through P itself or its enclosure. As for $t_{\max,1}(\bar{\tau})$, we directly enclose the integral through the enclosed trajectories via ODE integrations.

When we extend the local stable manifold, then integrate the vector field g in the reverse-time direction and evaluate $t_{\max,1}(\bar{\tau})$ by

$$\int_{\tau_0}^{\bar{\tau}} h(\tau) d\tau = \int_{-\bar{\tau}}^{-\tau_0} h(\tilde{\tau}) d\tilde{\tau} \quad \text{with } \tilde{\tau} = -\tau.$$

The functional h is given as follows, depending on the choice of compactifications:

Directional: $h(\tau) = s(\tau)^k$.

Poincaré-type: $h(\tau) = (1 - p(x(\tau))^{2c})^{k/2c} = (1 - \sum_{i=1}^n x_i(\tau)^{2\beta_i})^{k/2c}$.

Parabolic-type: $h(\tau) = (1 - \frac{2c-1}{2c}(1 - p(x(\tau))^{2c})) (1 - p(x(\tau))^{2c})^k$.

Remark 4.3. *The absence of constant terms in the integrand of t_{\max} is the most essential property to show that $t_{\max} < \infty$ in the preceding work [51] when equilibria on the horizon are hyperbolic, where the Hartman-Grobman-type argument is applied to extracting the exponentially decaying property of the integrand. This property is essentially independent of the choice of compactifications associated with appropriately chosen time-scale desingularizations. The present argument explicitly extracts this property to verify $t_{\max} < \infty$ by means of the parameterization method.*

Summarizing the above arguments, our methodology for validating (saddle-type) blow-up solutions consists of the following.

1. Validate the local stable manifold of an equilibrium on the horizon for desingularized vector fields via the parameterization method.
2. Extend the validated stable manifold via (backward) integration, that is done by considering the time-reversed desingularized vector fields.
3. Compute a rigorous enclosure of the blow-up time t_{\max} through the decomposition of the form (4.1) as well as direct integrations through trajectories and parameterizations.

In the subsequent sections, applicability of the present methodology is shown. In particular, we aim at showing the following features, respectively:

- **Section 5** shows an application of *directional compactifications* for validating saddle-type blow-up profiles and computing the validated curve t_{\max} as a function of initial points.
- **Section 6** shows an *application to higher-dimensional systems*. In the present study we consider an artificial 3-dimensional system. The Poincaré-type compactification is applied to an asymptotically homogeneous vector field. This example shows the global phase portrait involving multiple saddle-type blow-up solutions.

- **Section 7** shows a characteristic nature of saddle-type blow-up solutions with bounded global solutions which separate the whole phase space into four sets, one of which is the set of points such that solutions through them determine time-global solutions for both time directions and the others are the sets of points such that solutions through them are blow-up solutions in positive and/or negative time directions. Dependence of t_{\max} as a function of initial points including saddle-type blow-up solutions is also addressed. The parabolic-type compactification is applied to an asymptotically quasi-homogeneous vector field.

4.2 Smooth dependence of t_{\max} on initial points

Explicit expressions of t_{\max} shown in Section 4.1 indicate that t_{\max} depends continuously, possibly smoothly, on initial points within stable manifolds of hyperbolic equilibria (for desingularized vector fields) on the horizon, which is just a consequence of standard calculus. One of benefits of applying the parameterization method reviewed in Section 3 is that t_{\max} can be treated as a *locally analytic* function on initial points of solutions. Here we discuss the dependence of t_{\max} on initial points in more details.

Consider the desingularized vector field g associated with the directional (resp. Poincaré-type and parabolic-type) compactification with the associated time-scale desingularization. Let $p_* \in \mathcal{E}$ be a hyperbolic equilibrium for g . First note that typical choices of time-scale desingularizations h , namely the integrand of t_{\max} mentioned in (4.1), satisfy the following properties (so that trajectories for g is orbitally equivalent to the original dynamical system (cf. [52])):

- It vanishes at p_* .
- It is positive along $W_{\text{loc}}^s(p_*; g)$.
- It is smooth, in particular analytic, except $k/2c \notin \mathbb{N}$ in the case of the Poincaré-type compactifications.

Assume that all assumptions in Theorem 3.5 for F given in (3.9) as well as (A1), (A2) and (A3) associated with the hyperbolic equilibrium p_* for g are satisfied, in which case the local stable manifold $W_{\text{loc}}^s(p_*; g)$ is parameterized by an *analytic* function P defined on the m -dimensional unit polydisc B_1^m so that $W_{\text{loc}}^s(p_*; g) = P(B_1^m)$. For typical asymptotically quasi-homogeneous fields, the function h can be chosen as a polynomial or a rational function whose denominator is polynomial and positive on $W_{\text{loc}}^s(p_*; g)$. From these observations, we obtain the following proposition.

Proposition 4.4 (Analytic function through parameterization). *Let p_* be an hyperbolic equilibrium for a dynamical system generated by a vector field g which is analytic in a neighborhood of p_* satisfying (A1), (A2) and (A3). Assume that a parameterization P of $W_{\text{loc}}^s(p_*)$ satisfying $P(0) = p_*$ is defined on the m -dimensional unit polydisc B_1^m , in particular $W_{\text{loc}}^s(p_*) = P(B_1^m)$. Let h be an analytic function defined in a neighborhood of $W_{\text{loc}}^s(p_*)$ satisfying $h(p_*) = 0$. Then the integral*

$$U(\theta) \stackrel{\text{def}}{=} \int_0^\infty h \circ P(e^{\Lambda\tau}\theta) d\tau, \quad \theta \in B_1^m \tag{4.2}$$

is an analytic function on B_1^m satisfying $U(0) = 0$.

Proof. Because h and P are analytic, then so is $h \circ P$ and hence the integrand of U is written by the convergent series

$$h \circ P(e^{\Lambda\tau}\theta) = \sum_{|\alpha| \geq 0} c_\alpha (e^{\Lambda\tau}\theta)^\alpha.$$

Denoting $\alpha \cdot \lambda = \sum_{i=1}^m \alpha_i \lambda_i$, the assumption $h \circ P(0) = 0$ implies that $c_0 = 0$ and

$$\begin{aligned} U(\theta) &= \int_0^\infty \sum_{|\alpha| > 0} c_\alpha (e^{\Lambda\tau}\theta)^\alpha d\tau = \int_0^\infty \sum_{|\alpha| > 0} c_\alpha \theta^\alpha e^{(\alpha \cdot \lambda)\tau} d\tau \\ &= \sum_{|\alpha| > 0} c_\alpha \theta^\alpha \left(\int_0^\infty e^{(\alpha \cdot \lambda)\tau} d\tau \right) \\ &= - \sum_{|\alpha| > 0} \frac{c_\alpha \theta^\alpha}{\alpha \cdot \lambda}, \end{aligned}$$

which converges uniformly on B_1^m . Indeed, letting $\sigma_{\text{gap}} \stackrel{\text{def}}{=} \min_{j=1, \dots, m} |\lambda_j| > 0$, then

$$|U(\theta)_j| = \left| \sum_{|\alpha| > 0} \frac{(c_j)_\alpha \theta^\alpha}{\alpha \cdot \lambda} \right| \leq \frac{1}{\sigma_{\text{gap}}} \left| \sum_{|\alpha| > 0} (c_j)_\alpha \theta^\alpha \right|.$$

holds for $j = 1, \dots, n$, uniformly in B_1^m . \square

This proposition provides a fundamental feature of blow-up times. Combining with the choice of functionals h mentioned in Section 4.1, the compositions of h and the parameterization P are given as follows for each compactification:

Directional: $h(s(\tau), x(\tau)) = s(\tau)^k$ and $s(\tau) = P_1(e^{\Lambda\tau}\theta)$.

Poincaré-type with $k/2c \in \mathbb{N}$: $h(x(\tau)) = (1 - p(x(\tau))^{2c})^{k/2c} = (1 - \sum_{i=1}^n x_i(\tau)^{2\beta_i})^{k/2c}$ and $x(\tau) = P(e^{\Lambda\tau}\theta)$.

Parabolic-type: $h(x(\tau)) = (1 - \frac{2c-1}{2c}(1 - p(x(\tau))^{2c})) (1 - p(x(\tau))^{2c})^k$ and $x(\tau) = P(e^{\Lambda\tau}\theta)$.

The function $U(\theta)$ in (4.2) equals to $t_{\text{max}} = t_{\text{max}}(\theta)$ under corresponding compactifications and time-scale desingularizations. Note that the function h corresponds to the time-scale transformation factor. Different choice of time-scale desingularizations provides different h and, consequently, different determination of $U(\theta) = t_{\text{max}}(\theta)$.

The inverse T^{-1} of compactifications *away from the horizon* can be described by analytic functions because it is defined by the n -tuples of composite functions of radicals and rational functions whose singularities in the sense of the loss of regularity and convergence of infinite series are located on the horizon. The analytic dependence of t_{max} on bounded initial points for (2.1) near blow-up is therefore inherited by restricting our attention to stable manifolds of equilibria on the horizon for desingularized vector fields.

Theorem 4.5 (Analyticity of blow-up times). *Let t_{max} be given by the directional (resp. the Poincaré-type with $k/2c \in \mathbb{N}$, or the parabolic-type) compactification given by (2.6) (resp. (2.15) and (2.19)). Let $W_{\text{loc}}^s(p_*; g)$ be a local stable manifold of a hyperbolic saddle p_* on the horizon for*

the desingularized vector field $g = g_d$ (resp. $g = g_{qP}$ and $g = g_{para}$) given by the parameterization P satisfying all requirements presented in Proposition 4.4. Let $y_0 \in \mathbb{R}^n$ be a point such that the solution $y(t)$ to (2.1) with $y(t_0) = y_0$ is mapped into the trajectory $\{(T(y))(\tau)\}_{\tau \geq \tau_0}$ included in $W_{\text{loc}}^s(p_*; g)$ through $T = T_d$ (resp. $T = T_{qP}$ and $T = T_{para}$) and the corresponding time-scale desingularization.

Then the blow-up time t_{max} is real analytic at y_0 in $\text{int}_{T^{-1}(\mathcal{D})} T^{-1}(W_{\text{loc}}^s(p_*; g))$, where \mathcal{D} is given by (2.3) (resp. (2.11) for Poincaré- and parabolic-types). Moreover, $t_{\text{max}} = t_{\text{max}}(y_0)$ converges to 0 as y_0 goes to infinity along the solution $y(t)$.

Proof. Let $y_0 \in \text{int}_{T^{-1}(\mathcal{D})} T^{-1}(W_{\text{loc}}^s(p_*; g))$ be arbitrary. Then there is a unique point $\theta_0 \in B_1^m$ such that $y_0 = T^{-1}(P(\theta_0))$. We shall write $\theta_0 = P^{-1}(T(y_0))$, where the expression of P^{-1} reflects the one-to-one property of P on B_1^m . Because T is analytic in \mathcal{D} (Remark 2.13), then so is $P^{-1} \circ T$ in $\text{int}_{T^{-1}(\mathcal{D})} T^{-1}(W_{\text{loc}}^s(p_*; g))$ ¹². Then the blow-up time $t_{\text{max}} = t_{\text{max}}(y_0)$ at y_0 is written by

$$t_{\text{max}} = t_{\text{max}}(\theta_0) = t_0 + \int_{\tau_0}^{\infty} h \circ P(e^{\Lambda\tau}(P^{-1}(T(y_0)))) d\tau \equiv t_{\text{max}}(y_0),$$

where h is a function mentioned just after the proof of Proposition 4.4. The integrand is analytic in $\text{int}_{T^{-1}(\mathcal{D})} T^{-1}(W_{\text{loc}}^s(p_*; g))$, according to the same argument as the proof of Proposition 4.4. Therefore $t_{\text{max}} = t_{\text{max}}(y_0)$ is analytic at $y_0 \in \text{int}_{T^{-1}(\mathcal{D})} T^{-1}(W_{\text{loc}}^s(p_*; g))$.

Our assumption for the solution $y(t)$ implies that the property of $y(t)$ going to infinity as $t \rightarrow t_{\text{max}}$ corresponds to $(T(y))(\tau) \rightarrow p_*$ as $\tau \rightarrow \infty$. Moreover, for any $y_0 \in \text{int}_{T^{-1}(\mathcal{D})} T^{-1}(W_{\text{loc}}^s(p_*; g))$, we can choose a point $\tilde{y}_0 \in \mathbb{R}^n$ such that $T(\tilde{y}_0) \in W_{\text{loc}}^s(p_*; g)$ and that $y_0 = y(t) = y(t; \tilde{y}_0, t_0)$ for some $t > t_0$, where t is uniquely determined by \tilde{y}_0 . The last assertion is equivalent to $T(y_0) = (T(\tilde{y}_0))(\bar{\tau})$ for $\bar{\tau} > \tau_0$ uniquely determined by t and the time-scale desingularization. Fix the point \tilde{y}_0 . Consider the decomposition (4.1) of $t_{\text{max}} = t_{\text{max}}(\tilde{y}_0)$ with the integrand $S_h(\tau) \equiv h \circ P(e^{\Lambda\tau}(P^{-1}(T(y_0))))$. Notice that the second term in the right-hand side is the contribution of y_0 to the determination of t_{max} . As a result, we have

$$t_{\text{max}}(y_0) = \int_{\bar{\tau}}^{\infty} S_h(\tau) d\tau.$$

As mentioned, the convergence of $T(y_0)$ to p_* corresponds to $\bar{\tau} \rightarrow \infty$. Because S_h is analytic in B_1^m , the integral $t_{\text{max}}(y_0)$ goes to 0 as $\bar{\tau} \rightarrow \infty$. This implies the final statement in the theorem. \square

Theorem 4.5 indicates that t_{max} depends analytically on initial points on $T^{-1}(W_{\text{loc}}^s(p_*; g))$, provided that the non-resonance condition holds for eigenvalues of $Dg(p_*)$. Furthermore, a computer-assisted proof for the existence of P as discussed in Section 3 provides the *explicit* region where the analyticity of t_{max} as a function of initial points of trajectories is guaranteed. Extending $W_{\text{loc}}^s(p_*; g)$ through the flow and using the smooth dependence of the flow on initial points, we can extend t_{max} as a smooth function of the initial points whose smoothness depends on that for the flow, as long as $W_{\text{loc}}^s(p_*; g)$ is smoothly continued. In particular, t_{max} can be analytically continued if the vector field g is analytic. Note that the analyticity, or even continuity of t_{max} is not guaranteed *as a function of y in \mathbb{R}^n* because the expression of t_{max} as an analytic function only makes sense on $W_{\text{loc}}^s(p_*; g)$. The different choice of p_* induce a different expression of P , and hence of t_{max} .

¹²Analyticity of P^{-1} follows from that of P by assumption, linear isomorphism property of DP and the inverse function theorem for analytic functions. See e.g. [17] for the latter argument.

In the end of this section, we shall derive a detailed implementation of t_{\max} for directional compactifications, namely an estimate of the integral $\int_{\bar{\tau}}^{\infty} s(\tau)^k d\tau$ given in (2.6). The corresponding calculations of t_{\max} for Poincaré-type with $k/2c \in \mathbb{N}$ and parabolic-type compactifications are achieved in the same manner. Let $p_* \in \mathcal{E}$ be a hyperbolic equilibrium for the desingularized vector field $g = g_d$. Assume that the parameterization method around p_* works and the local stable manifold $W_{\text{loc}}^s(p_*; g)$ is obtained through the (m -dimensional) stable polydisk B_1^m and the parameterization P . For simplicity, stable eigenvalues $\{\lambda_i\}_{i=1}^m$ of the linearized matrix of the desingularized vector field at p_* are assumed to be simple and real. In particular, $\lambda_i < 0$ for $i = 1, \dots, m$. Recalling (3.3), write

$$\Lambda = \begin{pmatrix} \lambda_1 & & \\ & \ddots & \\ & & \lambda_m \end{pmatrix}.$$

Then the solution $(s(\tau), \hat{x}(\tau)) \in W_{\text{loc}}^s(p_*; g)$ is written by

$$(s(\tau), \hat{x}(\tau)) = P(e^{\Lambda\tau}\theta) \text{ with } s(\tau) = P_1(e^{\Lambda\tau}\theta), \quad \theta = (\theta_1, \dots, \theta_m) \in B_1^m,$$

where

$$P(\theta) = \sum_{|\alpha| \geq 0} a_\alpha \theta^\alpha \equiv \begin{pmatrix} P_1(\theta) \\ \vdots \\ P_n(\theta) \end{pmatrix} \in \mathbb{R}^n, \quad \theta = \begin{pmatrix} \theta_1 \\ \vdots \\ \theta_m \end{pmatrix} \in \mathbb{R}^m, \quad a_\alpha = \begin{pmatrix} (a_1)_\alpha \\ \vdots \\ (a_n)_\alpha \end{pmatrix} \in \mathbb{R}^n, \quad (4.3)$$

is the parameterization of $W_{\text{loc}}^s(p_*; g)$. The rightmost integral in (2.6) can be calculated as follows, once we obtain a concrete form of P :

$$\begin{aligned} \int_{\bar{\tau}}^{\infty} s(\tau)^k d\tau &= \int_{\bar{\tau}}^{\infty} \left(P_1(e^{\Lambda(\tau-\bar{\tau})}\theta) \right)^k d\tau \equiv \int_0^{\infty} \left(P_1(e^{\Lambda\bar{\tau}}\theta) \right)^k d\bar{\tau} \\ &= \int_0^{\infty} \left(\sum_{|\alpha| \geq 0} (a_1)_\alpha (e^{\Lambda\bar{\tau}}\theta)^\alpha \right)^k d\bar{\tau} \\ &= \int_0^{\infty} \left(\sum_{|\alpha| \geq 0} (a_1)_\alpha e^{(\alpha \cdot \lambda)\bar{\tau}} \theta^\alpha \right)^k d\bar{\tau}. \end{aligned}$$

Denote the *Cauchy product over multi-indices* by

$$(a * b)_\alpha = \sum_{\beta + \gamma = \alpha} a_\beta b_\gamma, \quad a_\beta, b_\gamma \in \mathbb{R} \quad \text{for} \quad \alpha, \beta, \gamma \in \mathbb{Z}_{\geq 0}^m, \quad (4.4)$$

and given $k \in \mathbb{N}$ denote

$$(a^k)_\alpha = \overbrace{(a * \dots * a)}^{k \text{ times}}_\alpha.$$

Here we observe that $(a_1)_0 = 0$, since $P(0) = p_*$ is the equilibrium for the desingularized vector field (2.7) and $P_1(0) = 0$ from our choice of compactifications. Using the previous notation and

the above fact, the above integral is formally written as follows:

$$\begin{aligned}
\int_{\tilde{\tau}}^{\infty} s(\tau)^k d\tau &= \int_0^{\infty} \left\{ \sum_{|\alpha| \geq 0} (a_1^k)_\alpha e^{(\alpha \cdot \lambda) \tilde{\tau}} \theta^\alpha \right\} d\tilde{\tau} \\
&= \sum_{|\alpha| \geq 0} (a_1^k)_\alpha \theta^\alpha \left(\int_0^{\infty} e^{(\alpha \cdot \lambda) \tilde{\tau}} d\tilde{\tau} \right) \\
&= \sum_{|\alpha| > 0} (a_1^k)_\alpha \theta^\alpha \left(\int_0^{\infty} e^{(\alpha \cdot \lambda) \tilde{\tau}} d\tilde{\tau} \right) \\
&= - \sum_{|\alpha| > 0} (a_1^k)_\alpha \frac{\theta^\alpha}{\alpha \cdot \lambda}.
\end{aligned} \tag{4.5}$$

In particular, the denominator $\alpha \cdot \lambda$ is strictly negative for all possible α , and the analyticity of P implies that the above infinite sum is convergent uniformly in B_1^m .

The final formula (4.5) implies that we can calculate the rigorous value of t_{\max} near blow-up, once we obtain the parameterization of the local stable manifold $W_{\text{loc}}^s(p_*; g)$ and fix the point $\theta \in B^m$, namely $P(\theta) \in W_{\text{loc}}^s(p_*; g)$. As seen below, the similar expressions of t_{\max} to (4.5) can be obtained for Poincaré-type and parabolic-type compactifications.

Remark 4.6 (Special case). *If $n_s = 1$, the explicit expression (4.5) admits the simpler form:*

$$(a * b)_n = \sum_{j \geq 0} a_j b_{n-j}, \quad a = (a_j)_{j \geq 0}, b = (b_j)_{j \geq 0}.$$

Indeed, α becomes a single index l and

$$t_{\max} = \sum_{|\alpha| > 0} (a_1^k)_\alpha \theta^\alpha \left(\int_0^{\infty} e^{(\alpha \cdot \lambda) \tilde{\tau}} d\tilde{\tau} \right) = -\frac{1}{\lambda} \sum_{l=k}^{\infty} (a_1^k)_l \frac{\theta^l}{l},$$

where we have used the fact that $(a_1)_0 = 0$ and that the Cauchy product $(a_1^k)_l = \overbrace{(a_1 * \dots * a_1)}^{k \text{ times}}_l$, with $l < k$ contains at least one $(a_1)_0$.

Remark 4.7 (Integrands, and smoothness of t_{\max}). *The concrete procedure to compute the integral (4.5) or its upper bound depends on problems, namely the choice of compactifications and time-scale desingularizations.*

- *Our first example (Section 5) applies a directional compactification, while the time-scale desingularization has the different form from (2.5) so that the resulting desingularized vector field is polynomial. Instead, t_{\max} requires integrations of rational-type functions. Nevertheless, the essence of the above argument, namely the absence of constant terms in the integrand of t_{\max} , can be applied to verifying that $t_{\max} < \infty$. Analyticity of the integrand follows from that for both the numerator and the denominator with additional boundedness property of the denominator. Detailed derivation of t_{\max} or its upper bound is shown in subsequent sections.*

- In the case of Poincaré-type compactifications, analyticity of t_{\max} is not guaranteed when $k/2c \notin \mathbb{N}$, because the function $h(x) = x^{k/2c}$ is not analytic at $x = 0$. This failure comes from the “mismatch” of properties of vector fields in the sense that the order $k + 1$ and the type α , consequently the natural number c , determining an appropriate Poincaré-type compactifications are determined by the asymptotic quasi-homogeneity of vector fields. We then need further estimates for calculating t_{\max} in such a case. The difficulty originated from this issue can be overcome by choosing the parabolic-type compactifications.

Remark 4.8 (Lyapunov functions versus parameterizations for expressing t_{\max}). *In the preceding studies (e.g. [53, 54, 65]), t_{\max} in all examples there are enclosed by means of Lyapunov functions. Local Lyapunov functions only provide upper bounds of t_{\max} , because they do not trace concrete trajectories on stable manifolds, but values of functionals on trajectories, implying that smoothness arguments for t_{\max} as a function of initial points cannot be derived. Instead, simple inequalities by means of Lyapunov functions provide upper bounds of t_{\max} even in the case of Poincaré-type compactifications with $k/2c \notin \mathbb{N}$, as demonstrated in [65]. Moreover, non-resonance condition (A3) is not required for estimations.*

On the other hand, we can trace trajectories on stable manifolds by means of parameterizations, indicating that t_{\max} is “exactly” calculated through the integration of given functions depending on solutions. In particular, we can explicitly discuss properties of t_{\max} as a functions of initial points. In compensation for these precise information, however, we have to take care of analytic information of dynamical systems to ensure smoothness or analyticity of functions of interests, such as non-resonance condition (A3) for analyticity of P providing the conjugacy to linearizations, matching of integers k and c for Poincaré-type compactifications mentioned in Remark 4.7.

5 Example 1: validation and visualization of globally extended saddle-type blow-ups

In what follows, we show several applications of our proposed methodology not only to show its applicability but also to reveal several remarkable features of saddle-type blow-up solutions. The first problem is concerned with saddle-type blow-up solutions for the following system:

$$\begin{cases} \beta' = vB_1(\beta) - c\beta - c_1, \\ v' = v^2B_2(\beta) - cv - c_2, \end{cases} \quad , \quad ' = \frac{d}{d\zeta}, \quad (5.1)$$

where

$$B_1(\beta) = \frac{(\beta - \rho_1)(\beta - \rho_2)}{\beta}, \quad B_2(\beta) = \frac{\beta^2 - \rho_1\rho_2}{2\beta^2}$$

and $\rho_2 > \rho_1$ are positive constants. Moreover,

$$c = \frac{v_R B_1(\beta_R) - v_L B_1(\beta_L)}{\beta_R - \beta_L} \quad (5.2)$$

and $(c_1, c_2) = (c_{1L}, c_{2L})$ with

$$\begin{cases} c_{1L} = v_L B_1(\beta_L) - c\beta_L, \\ c_{2L} = v_L^2 B_2(\beta_L) - cv_L. \end{cases} \quad (5.3)$$

Points (β_L, v_L) and (β_R, v_R) are given in advance.

Remark 5.1. The system (5.1) stems from the Riemann problem of the following system of conservation laws describing the (simplified) two-phase, one-dimensional incompressible flow [42]:

$$\beta_t + (vB_1(\beta))_x = 0, \quad v_t + (v^2B_2(\beta))_x = 0 \quad (5.4)$$

with

$$(\beta(x, 0), v(x, 0)) = \begin{cases} U_L \equiv (\beta_L, v_L) & x < 0, \\ U_R \equiv (\beta_R, v_R) & x > 0. \end{cases} \quad (5.5)$$

Observe that $B_1(\beta) < 0$ for $\beta \in (\rho_1, \rho_2)$ and $B_1(\beta) > 0$ for $0 < \beta < \rho_1, \beta > \rho_2$. Details are stated in [42].

The system (5.1) is the reduced problem of (5.4) satisfying viscosity profile criterion, namely the traveling wave problem with respect to the frame coordinate $\zeta = x - ct$ with the boundary condition

$$\lim_{\zeta \rightarrow -\infty} (\beta(\zeta), v(\zeta)) = (\beta_L, v_L), \quad \lim_{\zeta \rightarrow +\infty} (\beta(\zeta), v(\zeta)) = (\beta_R, v_R),$$

where c is the speed of traveling waves. Saddle-type blow-up solutions for (5.1) are considered as components of singular shock wave solutions¹³ to (5.4).

We choose the directional compactification (2.2) of type (0, 1) : $(\beta, v) \mapsto (x_1, s) = (\beta, v^{-1})$ (cf. [42, 51]). Direct calculations yield the following desingularized vector field on $\{r \geq 0\} \times \{\rho_1 \leq \beta \leq \rho_2\}$:

$$\begin{cases} \frac{dx_1}{d\tau} = B_1(x_1) - cx_1s - c_1s, \\ \frac{ds}{d\tau} = -s \{B_2(x_1) - cs - c_2s^2\}, \end{cases} \quad (5.6)$$

where τ is the desingularized time-scale given by $d\tau = s^{-1}dt$. Obviously, $(x_1, s) = (\rho_1, 0) \equiv p_1$ and $(\rho_2, 0) \equiv p_2$ are equilibria of (5.6) on the horizon $\mathcal{E} = \{s = 0\}$ and the vector field on $\mathcal{E} \setminus \{p_1, p_2\}$ is monotone on each component.

On the other hand, the vector field (5.6) is *rational*. In order to nicely apply the parameterization method, we introduce *further* time-scale transformation as follows:

$$\frac{d\tau}{d\eta} = x_1^{-2}.$$

Then the resulting vector field is

$$\begin{cases} \frac{dx_1}{d\eta} = x_1(x_1 - \rho_1)(x_1 - \rho_2) - cx_1^3s - c_1x_1^2s, \\ \frac{ds}{d\eta} = -s \left\{ \frac{1}{2}(x_1^2 - \rho_1\rho_2) - x_1^2(cs + c_2s^2) \right\}. \end{cases} \quad (5.7)$$

Note that typical solutions of (5.6) are considered within the region $\{\rho_1 \leq x_1 \leq \rho_2\}$ and $\rho_1 > 0$. Therefore the new vector field (5.7) is intrinsically the time-reparameterized vector field of (5.6) and hence these vector fields provide topologically the same information as each other.

The horizon is $\{s = 0\}$ and equilibria on the horizon is $(x_1, s) = (\rho_1, 0), (\rho_2, 0)$. Looking at (5.7) *only*, $(x_1, s) = (0, 0)$ can be also a stationary point, but it is not appropriate from our requirement.

¹³To make the correspondence precisely, the extended fast-slow system setting is required. Detail is shown in [42].

Remark 5.2 (Technical details). *When we solve the problem (5.7) in practice, we need to fix several parameters. In the present case,*

- *First, we fix $x_L \equiv (x_{1,L}, s_L) = (1.9, 0.25)$ as a sample data. Then, following the directional compactification $(x_1, s) = (\beta, v^{-1})$, we obtain $(\beta_L, v_L) = (1.9, 4)$. Next, we fix $x_R \equiv (x_{1,R}, s_R) = (1.5, 0.2)$ similarly. Then we obtain $(\beta_R, v_R) = (1.5, 5)$. Independently, we need to fix (ρ_1, ρ_2) . In the present case, we fix $(\rho_1, \rho_2) = (1, 2)$.*
- *Following standard arguments of systems of conservation laws, compute $B_1(\beta), B_2(\beta)$ and c given above for $(\beta, v) = (\beta_L, v_L), (\beta_R, v_R)$.*

In the present study, we compute the stable manifold of the saddle equilibrium on the horizon $(x_1, s) = (2, 0)$ for (5.7) in $\{s \geq 0\}$ with parameters shown in Remark 5.2.

5.1 A local one-dimensional stable manifold of p_2 in (5.7)

Consider the system of desingularized ODEs

$$\dot{x} = g(x) = \begin{pmatrix} g_1(x_1, x_2) \\ g_2(x_1, x_2) \end{pmatrix} \stackrel{\text{def}}{=} \begin{pmatrix} x_1^3 - (\rho_1 + \rho_2)x_1^2 + \rho_1\rho_2x_1 - cx_1^3x_2 - c_1x_1^2x_2 \\ -\frac{1}{2}x_1^2x_2 + \frac{1}{2}\rho_1\rho_2x_2 + cx_1^2x_2^2 + c_2x_1^2x_2^3 \end{pmatrix}, \quad (5.8)$$

which is exactly (5.7) by replacing (x_1, s) with (x_1, x_2) . The dot $\dot{}$ denotes $d/d\eta$. Furthermore, at $x^{(2)} \stackrel{\text{def}}{=} (\rho_2, 0)$

$$Dg(x^{(2)}) = \begin{pmatrix} \rho_2(\rho_2 - \rho_1) & -\rho_2^2(c\rho_2 + c_1) \\ 0 & -\frac{\rho_2^2}{2}(\rho_2 - \rho_1) \end{pmatrix}.$$

We focus on the one-dimensional stable manifold of the steady state $x^{(2)}$ with stable eigenvalue $\lambda \stackrel{\text{def}}{=} -\frac{\rho_2^2}{2}(\rho_2 - \rho_1) < 0$ and corresponding stable eigenvector

$$v \stackrel{\text{def}}{=} \begin{pmatrix} -\rho_2^2(c\rho_2 + c_1) \\ -\frac{3\rho_2^2}{2}(\rho_2 - \rho_1) \end{pmatrix}.$$

Our goal is to produce an analytic function $P: (-\nu, \nu) \rightarrow \mathbb{R}^2$ that parameterizes $W_{loc}^s(x^{(2)})$. The Taylor series representation has the form

$$P(\theta) = \sum_{n=0}^{\infty} a_n \theta^n \quad \text{where } a_n = \begin{pmatrix} (a_1)_n \\ (a_2)_n \end{pmatrix}.$$

By Lemma 3.2 P will represent the stable manifold if

$$P(0) = \begin{pmatrix} \rho_2 \\ 0 \end{pmatrix}, \quad DP(0) = v = \begin{pmatrix} -\rho_2^2(c\rho_2 + c_1) \\ -\frac{3\rho_2^2}{2}(\rho_2 - \rho_1) \end{pmatrix}, \quad \text{and} \quad \lambda\theta \frac{\partial P}{\partial \theta}(\theta) = g(P(\theta)).$$

From this we can immediately conclude that

$$\begin{pmatrix} (a_1)_0 \\ (a_1)_0 \end{pmatrix} = \begin{pmatrix} \rho_2 \\ 0 \end{pmatrix}, \quad \begin{pmatrix} (a_1)_1 \\ (a_2)_1 \end{pmatrix} = \begin{pmatrix} -\rho_2^2(c\rho_2 + c_1) \\ -\frac{3\rho_2^2}{2}(\rho_2 - \rho_1) \end{pmatrix}, \quad \text{and} \quad \lambda \sum_{n=0}^{\infty} n a_n \theta^n = g \left(\sum_{n=0}^{\infty} a_n \theta^n \right), \quad (5.9)$$

where

$$g \left(\sum_{n=0}^{\infty} a_n \theta^n \right) = \sum_{n=0}^{\infty} \begin{pmatrix} (a_1^3)_n - (\rho_1 + \rho_2)(a_1^2)_n + \rho_1 \rho_2 (a_1)_n - c(a_1^3 a_2)_n - c_1(a_1^2 a_2)_n \\ -\frac{1}{2}(a_1^2 a_2)_n + \frac{1}{2} \rho_1 \rho_2 (a_2)_n + c(a_1^2 a_2^2) + c_2(a_1^2 a_2^3) \end{pmatrix} \theta^n.$$

Let

$$\ell^1 \stackrel{\text{def}}{=} \left\{ b = (b_n)_{n \geq 2} : \|b\|_1 \stackrel{\text{def}}{=} \sum_{n \geq 2} |b_n| < \infty \right\}.$$

For $j = 1, 2$, denote $a_j = ((a_j)_n)_{n \geq 2}$, and $a = (a_1, a_2)$. Define $F = (F_1, F_2): (\ell^1)^2 \rightarrow (\ell^1)^2$ by

$$(F_1(a))_n \stackrel{\text{def}}{=} \lambda n (a_1)_n - \left((a_1^3)_n - (\rho_1 + \rho_2)(a_1^2)_n + \rho_1 \rho_2 (a_1)_n - c(a_1^3 a_2)_n - c_1(a_1^2 a_2)_n \right) \quad (5.10)$$

$$(F_2(a))_n \stackrel{\text{def}}{=} \lambda n (a_2)_n - \left(-\frac{1}{2}(a_1^2 a_2)_n + \frac{1}{2} \rho_1 \rho_2 (a_2)_n + c(a_1^2 a_2^2) + c_2(a_1^2 a_2^3) \right) \quad (5.11)$$

for $n \geq 2$, and observe that if there exists $\tilde{a} \in (\ell^1)^2$ such that $F(\tilde{a}) = 0$, then we have obtained the desired parameterization.

5.1.1 A computer-assisted proof

Fixing $N = 300$, we computed the bounds Y_0, Z_0, Z_1 and Z_2 as presented in Sections 3.1, 3.2, 3.3 and 3.4, respectively. Then, we applied Theorem 3.5 to prove existence of $\tilde{a} \in B_r(\bar{a})$ such that $F_1(\tilde{a}) = F_2(\tilde{a}) = 0$ with F_1 and F_2 given in (5.10) and (5.11), respectively. More explicitly, we got that $\|\tilde{a} - \bar{a}\|_X \leq r = 4.2 \times 10^{-13}$.

The Taylor series representation of the parameterization of the local stable manifold has the form

$$P(\theta) = \sum_{n=0}^{\infty} \tilde{a}_n \theta^n \quad \text{where } \tilde{a}_n = \begin{pmatrix} (\tilde{a}_1)_n \\ (\tilde{a}_2)_n \end{pmatrix}$$

and denote by

$$P^{(N)}(\theta) = \sum_{n=0}^N \bar{a}_n \theta^n \quad \text{where } \bar{a}_n = \begin{pmatrix} (\bar{a}_1)_n \\ (\bar{a}_2)_n \end{pmatrix}$$

the numerical approximation of the local stable manifold. Then,

$$\begin{aligned} \|P - P^{(N)}\|_{\infty} &= \sup_{\theta \in (-\nu, \nu)} \|P(\theta) - P^{(N)}(\theta)\|_{\infty} \\ &= \sup_{\theta \in (-\nu, \nu)} \max \left(|P_1(\theta) - P_1^{(N)}(\theta)|, |P_2(\theta) - P_2^{(N)}(\theta)| \right) \\ &\leq \sup_{\theta \in (-\nu, \nu)} \max \left(\sum_{n=0}^{\infty} |(\tilde{a}_1)_n - (\bar{a}_1)_n| |\theta|^n, \sum_{n=0}^{\infty} |(\tilde{a}_2)_n - (\bar{a}_2)_n| |\theta|^n \right) \\ &\leq \max \left(\sum_{n=0}^{\infty} |(\tilde{a}_1)_n - (\bar{a}_1)_n| \nu^n, \sum_{n=0}^{\infty} |(\tilde{a}_2)_n - (\bar{a}_2)_n| \nu^n \right) \\ &= \max (\|\tilde{a}_1 - \bar{a}_1\|_{\nu}, \|\tilde{a}_2 - \bar{a}_2\|_{\nu}) \\ &= \|\tilde{a} - \bar{a}\|_X \leq r = 4.2 \times 10^{-13}. \end{aligned}$$

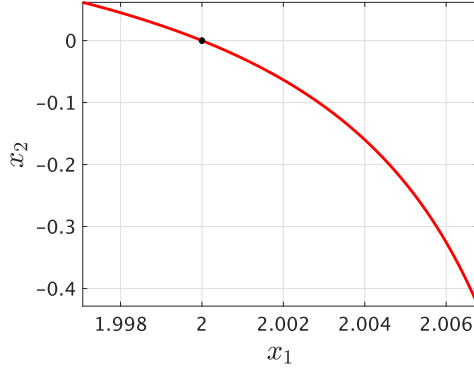


Figure 3: The rigorously computed stable manifold with rigorous error bound $\|P - P^{(N)}\|_\infty \leq r = 4.2 \times 10^{-13}$.

Note that the plotted local stable manifold is defined for the desingularized vector field (5.8), which itself makes sense for both positive and negative x_2 . On the other hand, this makes sense only in $\{x_2 > 0\}$ as the corresponding object to the original vector field (5.1), while the horizon $\{x_2 = 0\}$ corresponds to the infinity in the original (β, v) -phase space.

5.1.2 Computing the blow-up time

Given a point $(x_1(0), s(0)) \in W_{loc}^s(p_2)$ (with $p_2 = (2, 0)$), the blow-up time is given by

$$t_{\max} = \int_0^\infty \frac{s(\eta)}{x_1(\eta)^2} d\eta. \quad (5.12)$$

Given that $(x_1(0), s(0)) = (P_1(\theta), P_2(\theta))$ for a given $\theta \in (-\nu, \nu)$, we get from (3.4) that $\varphi(t, P(\theta)) = P(e^{\lambda t}\theta)$ for all $t \geq 0$. Hence, the solution $(x_1(t), s(t))$ with the initial point $(x_1(0), s(0)) = (P_1(\theta), P_2(\theta))$ is given by $(x_1(t), s(t)) = P(e^{\lambda t}\theta)$.

Rescaling the time interval $\eta \in [0, \infty]$ to $u \in [\theta, 0]$ leads (via the change of coordinates $u = e^{\lambda\eta}\theta$) to

$$t_{\max} = \int_0^\infty \frac{s(\eta)}{x_1(\eta)^2} d\eta = \int_0^\infty \frac{P_2(e^{\lambda\eta}\theta)}{[P_1(e^{\lambda\eta}\theta)]^2} d\eta = \int_\theta^0 \frac{1}{\lambda u} \frac{P_2(u)}{[P_1(u)]^2} du. \quad (5.13)$$

Now, note that

$$P_2(u) = \sum_{n \geq 0} (\tilde{a}_2)_n u^n = \sum_{n \geq 1} (\tilde{a}_2)_n u^n$$

since $(\tilde{a}_2)_0 = (p_2)_2 = 0$. Denote

$$Q(u) \stackrel{\text{def}}{=} \frac{P_2(u)}{u} = \frac{1}{u} \sum_{n \geq 1} (\tilde{a}_2)_n u^n = \sum_{n \geq 0} (\tilde{a}_2)_{n+1} u^n = \sum_{n \geq 0} \tilde{q}_n u^n$$

where $\tilde{q}_n \stackrel{\text{def}}{=} (\tilde{a}_2)_{n+1}$ for $n \geq 0$. Hence, equation (5.13) becomes

$$t_{\max} = \frac{1}{\lambda} \int_\theta^0 \frac{Q(u)}{[P_1(u)]^2} du.$$

Assume now that we have (again using rigorous numerics) obtained

$$R(u) \stackrel{\text{def}}{=} \frac{Q(u)}{[P_1(u)]^2} = \sum_{n \geq 0} r_n u^n$$

with rigorous error bounds. Using that information,

$$t_{\max} = \frac{1}{\lambda} \int_{\theta}^0 \sum_{n \geq 0} r_n u^n du = \frac{1}{\lambda} \sum_{n \geq 0} r_n \int_{\theta}^0 u^n du = -\frac{1}{\lambda} \sum_{n \geq 0} \frac{r_n}{n+1} \theta^{n+1}, \quad (5.14)$$

which is in essence computable (that is we can provide a numerical approximation together with rigorous error bounds). In the Figure 4 below, we present a rigorous numerical computation (with rigorous bounds) of the value of t_{\max} as a function of θ , that is as a function of the initial points $P(\theta)$ on $W_{loc}^s(p_2)$. The rigorous error bound is obtained by computing rigorously the Taylor coefficients of r_n in the expansion (5.14). We present how to do that next.

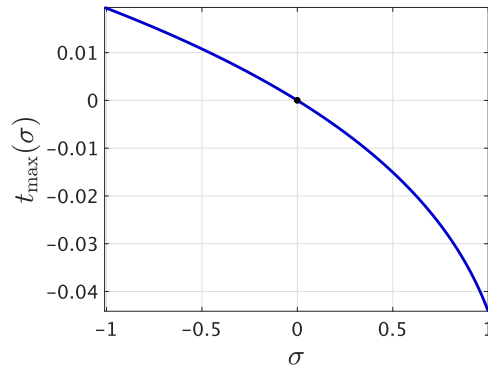


Figure 4: The numerical values of t_{\max} according to formula (5.14).

Here the coordinate σ denotes θ/ν . As in Figure 3, the graph makes sense only in the region $\{t_{\max}(\sigma) \geq 0\}$ as the object defined by the blow-up solution of the original vector field (5.1). In the present validation result, initial points of the blow-up solution are distributed in the half-polydisk $\{\sigma \leq 0\}$ in the parameter space.

5.1.3 Rigorous computation of the coefficients r_n

Given $\tilde{a} = (\tilde{a}_1, \tilde{a}_2)$ with $\|\tilde{a} - \bar{a}\|_X \leq r = 4.2 \times 10^{-13}$ the power series coefficients of $P_i(u) = \sum_{n \geq 0} (\tilde{a}_i)_n u^n$. The goal in this section is to compute rigorously the coefficients r_n of $R(u) = \sum_{n \geq 0} r_n u^n$ such that $[P_1(u)]^2 R(u) = Q(u)$. This amounts to solve the Taylor coefficients equation

$$\psi(r) \stackrel{\text{def}}{=} \tilde{a}_1^2 r - \tilde{q} = 0. \quad (5.15)$$

Using Newton's method, assume that we computed \bar{r} such that $\psi(\bar{r}) \approx 0$. Denote by $D\psi^{(N)}(\bar{r})$ the Jacobian of $\psi^{(N)}$ at \bar{r} . The next step is to construct the linear operator A^\dagger (an approximate

derivative of the derivative $D\psi(\bar{r})$, and the linear operator A (an approximate inverse of $D\psi(\bar{r})$). Let A^\dagger be defined as

$$(A^\dagger h)_n = \begin{cases} (D\psi^{(N)}(\bar{r})h^{(N)})_n & \text{for } 0 \leq n \leq N, \\ (\bar{a}_1^2)_0 & \text{for } n > N, \end{cases}$$

Consider now a matrix $A^{(N)} \in M_{N+1}(\mathbb{R})$ computed so that $A^{(N)} \approx D\psi^{(N)}(\bar{r})^{-1}$. This allows defining the linear operator A whose action on an element $h \in \ell_\nu^1$

$$(Ah)_n = \begin{cases} (A^{(N)}h^{(N)})_n & \text{for } 0 \leq n \leq N \\ \frac{1}{(\bar{a}_1^2)_0} h_n & \text{for } n > N. \end{cases}$$

Having obtained an approximate solution \bar{r} and the linear operators A^\dagger and A , the next step is to construct the bounds Y_0 , Z_0 , Z_1 and $Z_2(r)$ satisfying (3.14), (3.15), (3.16) and (3.17), respectively. Note that since problem (5.15) is linear, then $Z_2 = 0$.

The bound Y_0 . We look for a bound such that $\|A\psi(\bar{r})\|_\nu \leq Y_0$. Expand

$$\psi(\bar{r}) = \tilde{a}_1^2 \bar{r} - \tilde{q} = (\bar{a}_1 + \delta_1)^2 \bar{r} - (\bar{q} + \delta_q) = \bar{\psi}(\bar{r}) + \psi^\delta(\bar{r}),$$

where

$$\bar{\psi}(\bar{r}) \stackrel{\text{def}}{=} \bar{a}_1^2 \bar{r} - \bar{q} \quad \text{and} \quad \psi^\delta(\bar{r}) \stackrel{\text{def}}{=} 2\delta_1 \bar{a}_1 \bar{r} + \delta_1^2 \bar{r} - \delta_q$$

and $\delta_1 \stackrel{\text{def}}{=} \tilde{a}_1 - \bar{a}_1$ and $\delta_q \stackrel{\text{def}}{=} \tilde{q} - \bar{q}$. Hence, we can compute Y_0 such that

$$\begin{aligned} \|A\psi(\bar{r})\|_\nu &\leq \|A\bar{\psi}(\bar{r})\|_\nu + \|A\|_{B(\ell_\nu^1)} \|\psi^\delta(\bar{r})\|_\nu \\ &\leq \|A\bar{\psi}(\bar{r})\|_\nu + \|A\|_{B(\ell_\nu^1)} \left(2\|\bar{a}_1\|_\nu \|\bar{r}\|_\nu + \|\bar{r}\|_\nu r_0 + \frac{1}{\nu} \right) r_0 \leq Y_0, \end{aligned}$$

where we used that

$$\|\delta_q\|_\nu = \sum_{n \geq 0} |(\tilde{a}_2)_{n+1} - (\bar{a}_2)_{n+1}| \nu^n = \frac{1}{\nu} \sum_{n \geq 0} |(\tilde{a}_2)_{n+1} - (\bar{a}_2)_{n+1}| \nu^{n+1} \leq \frac{1}{\nu} \|\tilde{a}_2 - \bar{a}_2\|_\nu \leq \frac{r_0}{\nu}.$$

The bound Z_0 . It is the same computation as the one presented in Section 3.2.

The bound Z_1 . Given $h \in \ell_\nu^1$, denote

$$z \stackrel{\text{def}}{=} D\psi(\bar{r})h - A^\dagger h$$

which is given component wise by

$$z_n = \begin{cases} ((\tilde{a}_1^2 - \bar{a}_1^2)h)_n = (2\delta_1 \bar{a}_1 h + \delta_1^2 h)_n & \text{for } 0 \leq n \leq N, \\ (\tilde{a}_1^2 h)_n - (\bar{a}_1^2)_0 h_n = (2(\delta_1)_0 (\bar{a}_1)_0 + (\delta_1)_0^2) h_n + \sum_{k=1}^n (\tilde{a}_1^2)_k h_{n-k} & \text{for } n > N. \end{cases}$$

Define $\beta_k = (\tilde{a}_1^2)_k$ for $k > 0$ and $\beta_0 = 0$. Hence,

$$\begin{aligned} \|Az\|_\nu &\leq \|A\|_{B(\ell_\nu^1)} \|2\delta_1 \bar{a}_1 h + \delta_1^2 h\|_\nu + \frac{1}{(\bar{a}_1^2)_0} \sum_{n \geq N+1} |(\beta * h)_n| \nu^n \\ &\leq \|A\|_{B(\ell_\nu^1)} (2r_0 \|\bar{a}_1\|_\nu + r_0^2) + \frac{1}{(\bar{a}_1^2)_0} \|\beta\|_\nu, \end{aligned}$$

where

$$\|\beta\|_\nu = \sum_{n \geq 1} |(\tilde{a}_1^2)_n| \nu^n \leq \sum_{n=1}^{2N+2} |(\tilde{a}_1^2)_n| \nu^n + 2\|\bar{a}_1\|_\nu r_0 + r_0^2.$$

We therefore set

$$Z_1 \stackrel{\text{def}}{=} \|A\|_{B(\ell'_\nu)} (2r_0\|\bar{a}_1\|_\nu + r_0^2) + \frac{1}{(\bar{a}_1^2)_0} \left(\sum_{n=1}^{2N+2} |(\tilde{a}_1^2)_n| \nu^n + 2\|\bar{a}_1\|_\nu r_0 + r_0^2 \right).$$

Assume that using the radii polynomial approach of Theorem 3.5, we prove the existence $\tilde{r} \in B_{r_{\min}}(\tilde{r})$ such that $\psi(\tilde{r}) = 0$. Hence, given $\theta \in (-\nu, \nu)$, t_{\max} given in (5.14) can be controlled

$$\begin{aligned} t_{\max} &= -\frac{1}{\lambda} \sum_{n \geq 0} \frac{\tilde{r}_n}{n+1} \theta^{n+1} \\ &\in -\frac{1}{\lambda} \sum_{n=0}^N \frac{\tilde{r}_n}{n+1} \theta^{n+1} + \frac{1}{|\lambda|} \sum_{n \geq 0} \frac{|\tilde{r}_n - \bar{r}_n|}{n+1} |\theta|^{n+1} [-1, 1] \\ &\in -\frac{1}{\lambda} \sum_{n=0}^N \frac{\tilde{r}_n}{n+1} \theta^{n+1} + \frac{r_{\min}}{|\lambda|} [-1, 1], \end{aligned}$$

which can be evaluated rigorously with interval arithmetic.

Remark 5.3. *The above estimate directly shows the analyticity of t_{\max} on θ , which is implicitly guaranteed by analyticity of the parameterization P and the uniform boundedness of the denominator $x_1(\eta) = P_1(u)$ away from 0 on $W_{\text{loc}}^s(p_2)$. See Figure 3 about the latter fact.*

5.2 Extension of the stable manifold of p_2 in (5.7) and blow-up time validations

Once we validate the local stable manifold of a saddle equilibrium, we can extend the manifold integrating (5.7) in the backward time direction, which is achieved by standard rigorous integrator of ODEs. Recall that we rewrite the system of differential equations (5.7) as in (5.8), that is

$$\dot{x} = g(x) = \begin{pmatrix} g_1(x_1, x_2) \\ g_2(x_1, x_2) \end{pmatrix} \stackrel{\text{def}}{=} \begin{pmatrix} x_1^3 - (\rho_1 + \rho_2)x_1^2 + \rho_1\rho_2x_1 - cx_1^3x_2 - c_1x_1^2x_2 \\ -\frac{1}{2}x_1^2x_2 + \frac{1}{2}\rho_1\rho_2x_2 + cx_1^2x_2^2 + c_2x_1^2x_2^3 \end{pmatrix},$$

where $\cdot = \frac{d}{d\eta}$, $x_2 \equiv s$, $(\rho_1, \rho_2) = (1, 2)$, $(\beta_R, v_R) = (1.5, 5)$, $(\beta_L, v_L) = (1.9, 4)$ with the constant c in (5.2) and $(c_1, c_2) = (c_{1L}, c_{2L})$ satisfying

$$\begin{cases} c_{1L} = v_L B_1(\beta_L) - c\beta_L, \\ c_{2L} = v_L^2 B_2(\beta_L) - cv_L. \end{cases}$$

We integrate (5.7) backward in time. Taking $\xi \stackrel{\text{def}}{=} -\eta$, we integrate

$$\begin{cases} \frac{dx_1}{d\xi} = -(x_1^3 - (\rho_1 + \rho_2)x_1^2 + \rho_1\rho_2x_1 - cx_1^3x_2 - c_1x_1^2x_2), \\ \frac{dx_2}{d\xi} = -\left(-\frac{1}{2}x_1^2x_2 + \frac{1}{2}\rho_1\rho_2x_2 + cx_1^2x_2^2 + c_2x_1^2x_2^3\right). \end{cases} \quad (5.16)$$

from 0 to ξ_0 with the initial point $(x_1(0), x_2(0)) = p_0 = P(\theta)|_{\theta=-1}$, which is on the local stable manifold $W_{loc}^s(p_2)$. The rigorous integrator we have used is mentioned in Remark 4.2. Furthermore, we rigorously compute the passing time in the original time scale using the following formula:

$$t_{\xi_0} = \int_0^{\xi_0} \frac{x_2(\xi)}{x_1(\xi)^2} d\xi,$$

where $x_1(\xi)$ and $x_2(\xi)$ denote the solution of (5.16).

In the present example, (5.7) is integrated with the initial point at the boundary of locally validated stable manifold, which is the boundary of the red curve in Figure 3 with $x_2 > 0$, in the backward time direction and compute an enclosure of the evolution time in the original time-scale:

$$t_{-\eta} = \int_0^{-\eta} \frac{x_2(\tilde{\eta})}{x_1(\tilde{\eta})^2} d\tilde{\eta}.$$

The blow-up time of the corresponding blow-up solution with the initial point $T_d^{-1}(x_1(\eta), x_2(\eta))$ is then enclosed by the sum of enclosures of t_{\max} and $t_{-\eta}$. Figure 5 draws the blow-up time t_{\max} of blow-up solutions as a function of initial points on $T_d^{-1}(W^s(p_2))$. Note that the point in the figure where the corresponding blow-up time tends to infinity is the source equilibrium for (5.7), which corresponds to the bounded source for (5.1). Rigorous enclosures of t_{\max} on several sample points are shown in Table 1. Finally, we can reconstruct the true blow-up profile of the validated saddle-type blow-up solution through the directional compactification T_d , which is drawn in Figure 6. Note that this profile cannot be computed in the direct way since small perturbations of initial points violate the profile¹⁴.

Points (label)	x_1	x_2	Blow-up time
P_1	1.99704842870 ³⁶² ₂₂₁	0.06209042154 ¹⁶⁴ ₀₃	0.01945344745 ⁷⁵⁸ ₆₂₄
P_2	1.971379977171 ⁴⁵⁴ ₀₃₁	0.22265490227 ⁴⁶⁵³² ₃₇₃₈₇	0.1821531459 ⁸⁰⁶⁷³⁹ ₇₇₆₉₆₈
P_3	1.895702934910 ⁶⁷¹ ₁₀₅	0.24142735005 ³⁰⁸⁸⁷ ₂₈₇₅₂	1.00170345745 ⁷⁴⁷⁷ ₂₂₉₃
P_4	1.89771158641 ⁸¹⁹ ₇₈₇₂	0.250316449049 ⁸⁷²⁵ ₆₆₃₁	1.78231786657 ⁷²⁵² ₀₆₇
P_5	1.899856004192 ⁶⁵⁶ ₃₆₁	0.25017265254 ⁵¹⁴⁵⁵ ₄₉₆₈₁	2.6651422937 ⁵⁰⁸³³ ₄₂₆₆₄

Table 1: Blow-up time enclosures for (5.1)

“Points (label)” correspond to points drawn in Figure 5. “Blow-up time” is the validated enclosure of blow-up time for (5.1) through the preimage of points under T_d .

Remark 5.4. *The integrand of t_{\max} has a different form from typical integrands shown in Section 2. Indeed, the integrand of (5.12) is a rational function consisting of two analytic functions. Nevertheless, the function $x_1(\eta)$ determining the denominator attains the value around 2 with sufficiently small error bounds so that the function $1/x_1(\eta)^2$ is analytic at $x_1(0)$, which is justified through the parameterization P , provided the trajectory $\{x_1(\eta), s(\eta)\}_{\eta \in [0, \infty)}$ is located on the interior of $W_{loc}^s(p_2)$. In particular, Proposition 4.4 and Theorem 4.5 can be still applied to showing*

¹⁴As far as we have calculated (in non-rigorous sense), solutions of (5.7) through points *near* validated solutions (in Figure 5) go to the direction so that the x_1 -component goes to $+\infty$ directly, or rounding the bounded source (near P_5 in Figure 5).

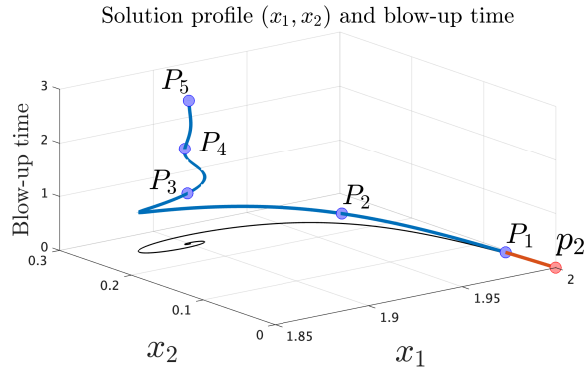


Figure 5: The extended stable manifold $W^s(p_2)$ for (5.7) and corresponding blow-up times

The blue curve is the validated stable manifold $W^s(p_2)$, while the black curve is the projection onto the (x_1, x_2) -plane. Numbers near points along the curve correspond to those shown in Table 1 where the rigorous enclosures of blow-up times are shown.

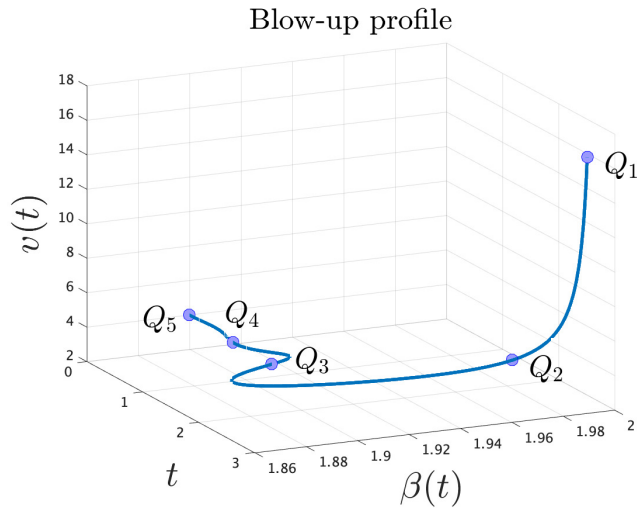


Figure 6: Blow-up profile corresponding to Figure 5

Each point Q_i ($i = 1, \dots, 5$) corresponds to the preimage of P_i in Figure 5 under the directional compactification $(x_1, x_2) = (\beta, v^{-1})$. The initial time $t = 0$ is set so that $Q_5 = (\beta(0), v(0))$.

that t_{\max} defined by (5.12) depends analytically on initial points. Note that arguments in Section 5.1.3 directly confirm the analyticity of t_{\max} .

6 Example 2: application to higher-dimensional systems

The second example is the following (artificial) system in \mathbb{R}^3 :

$$\begin{cases} y_1' = y_1(y_1^2 - 1), \\ y_2' = y_1^2 y_2 + y_1^2 y_3, \\ y_3' = y_1^2 y_3 + \delta^{-1} \{cy_1^2 y_3 - y_2(y_2 - ay_1)(y_1 - y_2) + wy_1^3\}. \end{cases} \quad (6.1)$$

The present system is asymptotically homogeneous of order 3, namely asymptotically quasi-homogeneous of type $\alpha = (1, 1, 1)$. We thus apply the Poincaré-type compactification¹⁵ to obtain the associated desingularized vector field as written by (2.16). In the present case, $k = 2, n = 3, \alpha_j = \beta_j = c = 1$ for $j = 1, \dots, n$ and hence

$$\begin{cases} \tilde{f}_1(x) = x_1^3 - \left(1 - \sum_{i=1}^3 x_i^2\right) x_1, \\ \tilde{f}_2(x) = x_1^2 x_2 + x_1^2 x_3, \\ \tilde{f}_3(x) = x_1^2 x_3 + \delta^{-1} \{cx_1^2 x_3 - x_2(x_2 - ax_1)(x_1 - x_2) + wx_1^3\}, \end{cases} \quad (6.2)$$

derived by (2.12), is applied to determining (2.16). The concrete form is

$$\begin{aligned} \dot{x}_1 &= g_1(x) \stackrel{\text{def}}{=} \tilde{f}_1(x) - x_1 G(x), \\ \dot{x}_2 &= g_2(x) \stackrel{\text{def}}{=} \tilde{f}_2(x) - x_2 G(x), \\ \dot{x}_3 &= g_3(x) \stackrel{\text{def}}{=} \tilde{f}_3(x) - x_3 G(x), \end{aligned} \quad (6.3)$$

where

$$\begin{aligned} G(x) &\stackrel{\text{def}}{=} \sum_{j=1}^3 x_j \tilde{f}_j(x) \\ &= x_1 \left\{ x_1^3 - \left(1 - \sum_{i=1}^3 x_i^2\right) x_1 \right\} + x_2 \{x_1^2 x_2 + x_1^2 x_3\} \\ &\quad + x_3 \{x_1^2 x_3 + \delta^{-1} \{cx_1^2 x_3 - x_2(x_2 - ax_1)(x_1 - x_2) + wx_1^3\}\} \\ &= x_1^2 \{-1 + 2x_1^2 + x_1 x_2 + 2x_2^2 + \delta^{-1} wx_1 x_3 + (2 + \delta^{-1} c)x_3^2\} - \delta^{-1} x_2 x_3 (x_2 - ax_1)(x_1 - x_2). \end{aligned}$$

The direct calculation of the Jacobian matrix of (6.3) is quite lengthy. Assuming that the Jacobian matrix of \tilde{f} with respect to x is calculated, the Jacobian matrix of g with respect to x is calculated as follows:

$$\frac{\partial g_i}{\partial x_j} = \frac{\partial \tilde{f}_i}{\partial x_j} - \delta_{ij} \left(\sum_{k=1}^3 x_k \tilde{f}_k(x) \right) - x_i \sum_{k=1}^3 \left\{ \delta_{jk} \tilde{f}_k(x) + x_k \frac{\partial \tilde{f}_k}{\partial x_j} \right\},$$

¹⁵In the present demonstration, radicals in the Poincaré-type compactification do not prevent us from C^1 studies of dynamical systems. In particular, the linear stability analysis of equilibria on the horizon makes sense. Indeed, the lower-order terms in (6.1) are chosen so that our methodology properly works, following discussions in [51].

where δ_{ij} is the Kronecker's delta. In the present case, the Jacobian matrix of \tilde{f} is

$$J\tilde{f} = \begin{pmatrix} 3x_1^2 - \left(1 - \sum_{i=1}^3 x_i^2\right) + 2x_1^2 & 2x_1x_2 & 2x_1x_3 \\ 2x_1(x_2 + x_3) & x_1^2 & x_1^2 \\ \tilde{f}_{31} & \tilde{f}_{32} & \tilde{f}_{33} \end{pmatrix},$$

$$\begin{aligned} \tilde{f}_{31} &= 2x_1x_3 + \delta^{-1} \{2cx_1x_3 + ax_2(x_1 - x_2) - x_2(x_2 - ax_1) + 3wx_1^2\}, \\ \tilde{f}_{32} &= \delta^{-1} \{-(x_2 - ax_1)(x_1 - x_2) - x_2(x_1 - x_2) + x_2(x_2 - ax_1)\}, \\ \tilde{f}_{33} &= (1 + \delta^{-1}c)x_1^2. \end{aligned}$$

We observe that there are (at least) three equilibria on the horizon $\{p(x)^2 \equiv \sum_{i=1}^3 x_i^2 = 1\}$, one of which, denoted by p_0 , has a one-dimensional stable manifold and two of which, denoted by p_1 and p_2 , have two-dimensional stable manifolds. In the present study we fix the following parameters:

$$(a, c, \delta, w) = (0.3, 0.7, 9.0, 0.02).$$

We have computed the concrete position and associated eigenvalues, which are approximately given as follows:

$$\begin{aligned} p_0 &\approx (0.9333789, 0.3588924, 0), \\ \lambda_1(p_0) &\approx -1.74239248, \quad \lambda_2(p_0) \approx 0.033880 + 0.1430256i, \quad \lambda_3(p_0) = \overline{\lambda_2(p_0)}, \\ p_1 &\approx (0.7180928, 0.6959473, 0), \\ \lambda_1(p_1) &\approx -0.11437086, \quad \lambda_2(p_1) = 0.1544775, \quad \lambda_3(p_1) \approx -1.0313145, \\ p_2 &\approx (0.9985628, -0.0535924, 0), \\ \lambda_1(p_2) &\approx -1.994255, \quad \lambda_2(p_2) \approx -0.1870901, \quad \lambda_3(p_2) \approx 0.26464449. \end{aligned}$$

On the other hand, (6.2) possesses a source in a bounded region, namely $\{\sum_{i=1}^3 x_i^2 < 1\}$, which is

$$p_b \approx (0.7071051816183367, 0.001504037399468, -0.001504037399468).$$

The parameterization method applied to three equilibria on the horizon; p_0 , p_1 and p_2 , for (6.3) provides local stable manifolds with rigorous error enclosures. Distributions of these local stable manifolds are drawn in Figure 9.

6.1 Blow-up time computation

Since the compactification is homogeneous (namely $\alpha = (1, \dots, 1)$ for defining compactifications) and $k = 2$ in the present example, the maximal existence time t_{\max} is

$$t_{\max} = \int_0^\infty \kappa(x(\tau))^{-k} d\tau = \int_0^\infty (1 - \|x\|^2) d\tau, \quad (6.4)$$

according to (2.15). Let P be a parameterization around $x_* \in \mathcal{E}$ whose image of B^{n_s} determines the local stable manifold $W_{loc}^s(x_*)$ of x_* such that $P(0) = x_*$. P is assumed to have a polynomial

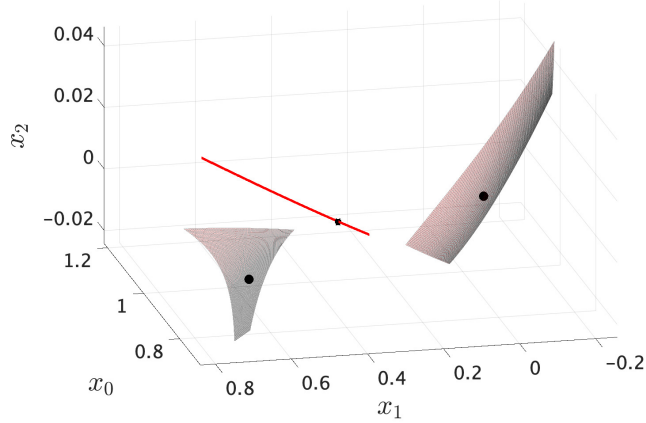


Figure 7: The rigorously computed local stable manifolds for hyperbolic equilibria for (6.3).

The C^0 rigorous error bound for the manifold around p_1 (left) is $\|P - P^{(N)}\|_\infty \leq r = 8.2 \times 10^{-9}$ with $N = 50$, while it is $\|P - P^{(N)}\|_\infty \leq r = 9.8 \times 10^{-10}$ with $N = 60$ for the manifold around p_2 (right) and $\|P - P^{(N)}\|_\infty \leq r = 9.8 \times 10^{-13}$ with $N = 160$ for the manifold around p_0 (center). The black dots are equilibria on the horizon; denoting p_1 , p_0 and p_2 from the left to the right.

expression (cf. (4.3))

$$P(\theta) = \sum_{|\alpha| \geq 0} a_\alpha \theta^\alpha, \quad \theta = \begin{pmatrix} \theta_1 \\ \vdots \\ \theta_{n_s} \end{pmatrix} \in \mathbb{R}^{n_s}, \quad a_\alpha = \begin{pmatrix} (a_1)_\alpha \\ \vdots \\ (a_n)_\alpha \end{pmatrix} \in \mathbb{R}^n$$

satisfying $a_0 = x_*$. $\alpha = (\alpha_1, \dots, \alpha_{n_s}) \in \mathbb{Z}_{\geq 0}^{n_s}$ denotes the multi-index and $\theta^\alpha = \theta_1^{\alpha_1} \dots \theta_{n_s}^{\alpha_{n_s}}$. Assuming that the solution trajectory $x(\tau)$ is on $W_{loc}^s(x_*)$, the parameterization argument indicates that

$$x(\tau) = P(Q^{-1}e^{\Lambda\tau}Q\theta_0), \quad \Lambda = \text{diag}(\lambda_1, \dots, \lambda_{n_s}) \quad \text{with} \quad \text{Re } \lambda_i < 0.$$

For a while, we further assume that $Q = I$, $\lambda_i \in \mathbb{R}$ for $i = 1, \dots, n_s$ and $k = 2$. Then

$$P(\theta) = \sum_{|\alpha| \geq 0} a_\alpha \theta(\tau)^\alpha, \quad \theta(\tau) = \begin{pmatrix} e^{\lambda_1\tau}(\theta_1)_0 \\ \vdots \\ e^{\lambda_{n_s}\tau}(\theta_{n_s})_0 \end{pmatrix}, \quad \theta_0 = \begin{pmatrix} (\theta_1)_0 \\ \vdots \\ (\theta_{n_s})_0 \end{pmatrix}, \quad a_\alpha \equiv ((a_1)_\alpha, \dots, (a_n)_\alpha) \in \mathbb{R}^n$$

and

$$\begin{aligned}
t_{\max} &= \int_0^\infty \left\{ 1 - \sum_{i=1}^n \left(\sum_{|\alpha| \geq 0} (a_i)_\alpha \theta(\tau)^\alpha \right)^2 \right\} d\tau \\
&= \int_0^\infty \left\{ 1 - \sum_{i=1}^n \left(\sum_{|\beta| \geq 0} \sum_{|\gamma| \geq 0} (a_i)_\beta (a_i)_\gamma e^{(\sum_{j=1}^m (\beta_j + \gamma_j) \lambda_j) \tau} \theta_0^{\beta + \gamma} \right) \right\} d\tau \\
&= \int_0^\infty \left\{ 1 - \sum_{i=1}^n \sum_{|\alpha| \geq 0} (a_i * a_i)_\alpha e^{(\alpha \cdot \lambda) \tau} \theta_0^\alpha \right\} d\tau,
\end{aligned}$$

where $(a * b)_\alpha$ denotes the discrete convolution over the multi-index $\alpha \in \mathbb{Z}_{\geq 0}^{n_s}$ given in (4.4) and $\theta_0^\alpha = ((\theta_1)_0)^{\alpha_1} \dots ((\theta_{n_s})_0)^{\alpha_{n_s}}$. Here we use the fact

$$\sum_{i=1}^n \sum_{|\alpha| \geq 0} (a_i * a_i)_\alpha e^{(\alpha \cdot \lambda) \tau} \theta_0^\alpha = \sum_{i=1}^n ((a_i)_0)^2 = \|x_*\|^2 = 1$$

because $P(0) = x_*$ and $x_* \in \mathcal{E} = \{\|x\| = 1\}$. Thus we have

$$\begin{aligned}
\int_0^\infty \left\{ 1 - \sum_{i=1}^n \sum_{|\alpha| \geq 0} (a_i * a_i)_\alpha e^{(\alpha \cdot \lambda) \tau} \theta_0^\alpha \right\} d\tau &= - \int_0^\infty \sum_{|\alpha| > 0} \sum_{i=1}^n (a_i * a_i)_\alpha e^{(\alpha \cdot \lambda) \tau} \theta_0^\alpha d\tau \\
&= - \sum_{|\alpha| > 0} \left(\sum_{i=1}^n (a_i * a_i)_\alpha \right) \frac{\theta_0^\alpha}{\alpha \cdot \lambda},
\end{aligned}$$

where the denominator is strictly negative for all possible α and the analyticity of P ensures the convergence of the above series. Finally, we have the following expression of t_{\max} :

$$t_{\max} = - \sum_{|\alpha| > 0} \left(\sum_{i=1}^n (a_i * a_i)_\alpha \right) \frac{\theta_0^\alpha}{\alpha \cdot \lambda}. \quad (6.5)$$

Remark that the above expression makes sense only if

$$\|P(\theta_0)\|^2 = \sum_{i=1}^n \left(\sum_{|\alpha| \geq 0} (a_i)_\alpha \theta(\tau)^\alpha \right)^2 = 1 + \sum_{|\alpha| > 0} \left(\sum_{i=1}^n (a_i * a_i)_\alpha \right) \theta(\tau)^\alpha < 1$$

by definition of the Poincaré compactification. With an explicit expression or enclosure of $P(\theta)$, the quantity (6.5) or its enclosure is rigorously calculated for each $\theta_0 \in B^{n_s}$. The above procedure is applied with $n = 3$ and $n_s = 1$ or 2 in the present problem.

If $n_s = 1$, the expression (6.5) can be simplified by considering the single index $l \geq 1$ instead of the multi-index α to obtain

$$t_{\max} = -\frac{1}{\lambda} \sum_{l \geq 1} \left\{ \sum_{i=1}^n (a_i * a_i)_l \right\} \frac{\theta_0^l}{l}.$$

In practice the computation of the Taylor coefficients a_1, \dots, a_n comes from a successful application of the Newton-Kantorovich type theorem (Theorem 3.5) applied to $F : X \rightarrow X'$ given in (3.9). More precisely, denote by $\bar{a}_1, \dots, \bar{a}_n$ the numerical approximations (of order N) and $r_0 > 0$ such that the true coefficients satisfy

$$\|a - \bar{a}\|_X = \max_{j=1, \dots, n} \|a_j - \bar{a}_j\|_1 \leq r_0.$$

Denote $b = a - \bar{a}$ and note that

$$\begin{aligned} t_{\max} &= - \sum_{|\alpha| > 0} \left(\sum_{i=1}^n (a_i * a_i)_\alpha \right) \frac{\theta_0^\alpha}{\alpha \cdot \lambda} \\ &= - \sum_{|\alpha|=0}^{2N} \left(\sum_{i=1}^n (\bar{a}_i * \bar{a}_i)_\alpha \right) \frac{\theta_0^\alpha}{\alpha \cdot \lambda} - 2 \sum_{|\alpha| > 0} \left(\sum_{i=1}^n (\bar{a}_i * b_i)_\alpha \right) \frac{\theta_0^\alpha}{\alpha \cdot \lambda} \\ &\quad - \sum_{|\alpha| > 0} \left(\sum_{i=1}^n (b_i * b_i)_\alpha \right) \frac{\theta_0^\alpha}{\alpha \cdot \lambda}. \end{aligned}$$

Denote, the spectral gap of the stable eigenvalues by

$$\sigma_{\text{gap}} \stackrel{\text{def}}{=} \min_{j=1, \dots, n_s} |\lambda_j| > 0$$

and note that $\sigma_{\text{gap}} = \min_{|\alpha| > 0} |\alpha \cdot \lambda|$. Hence, for all $\theta_0 \in B_1^{n_s}$,

$$\begin{aligned} \left| 2 \sum_{|\alpha| > 0} \left(\sum_{i=1}^n (\bar{a}_i * b_i)_\alpha \right) \frac{\theta_0^\alpha}{\alpha \cdot \lambda} \right| &= \left| 2 \sum_{i=1}^n \left(\sum_{|\alpha| > 0} (\bar{a}_i * b_i)_\alpha \frac{\theta_0^\alpha}{\alpha \cdot \lambda} \right) \right| \\ &\leq \frac{2}{\sigma_{\text{gap}}} \sum_{i=1}^n \sum_{|\alpha| > 0} |(\bar{a}_i * b_i)_\alpha| \\ &= \frac{2}{\sigma_{\text{gap}}} \sum_{i=1}^n \|\bar{a}_i * b_i\|_1 \\ &\leq \left(\frac{2}{\sigma_{\text{gap}}} \sum_{i=1}^n \|\bar{a}_i\|_1 \right) r_0. \end{aligned}$$

Similarly, we can show that

$$\left| - \sum_{|\alpha| > 0} \left(\sum_{i=1}^n (b_i * b_i)_\alpha \right) \frac{\theta_0^\alpha}{\alpha \cdot \lambda} \right| \leq \frac{nr_0^2}{\sigma_{\text{gap}}}.$$

Denoting

$$\tilde{\delta} \stackrel{\text{def}}{=} \left(\frac{2}{\sigma_{\text{gap}}} \sum_{i=1}^n \|\bar{a}_i\|_1 \right) r_0 + \frac{nr_0^2}{\sigma_{\text{gap}}},$$

then a rigorous enclosure of t_{\max} is given by the computable formula

$$t_{\max} \in - \sum_{|\alpha|=0}^{2N} \left(\sum_{i=1}^n (\bar{a}_i * \bar{a}_i)_\alpha \right) \frac{\theta_0^\alpha}{\alpha \cdot \lambda} + [-\tilde{\delta}, \tilde{\delta}].$$

6.2 Distribution of t_{\max} near blow-up

In the present example, saddle equilibria p_1 and p_2 on the horizon both have 2-dimensional stable manifolds. Once the parameterization method is applied to validating these invariant manifolds, the blow-up time t_{\max} defined by (6.4) is obtained as a function of the parameter θ determining local stable manifolds. In particular, we can validate distributions of t_{\max} on local stable manifolds.

Figure 8 draws the distributions of t_{\max} . Because the vector field (6.3) itself can be defined outside $\bar{\mathcal{D}}$, namely in $\{\|x\| > 1\}$ also, t_{\max} can attain negative values. Nevertheless, from the viewpoint that (6.3) is obtained from (6.1) through the compactification, only the positive values make sense as the blow-up time of solutions to (6.1). Now we pay attention to the following facts, which follow from fundamental arguments of compactifications (cf. [51]):

- The horizon \mathcal{E} is a codimension one invariant submanifold of \mathbb{R}^3 .
- The integrand determining t_{\max} (e.g. (6.4)) is identically zero on \mathcal{E} .

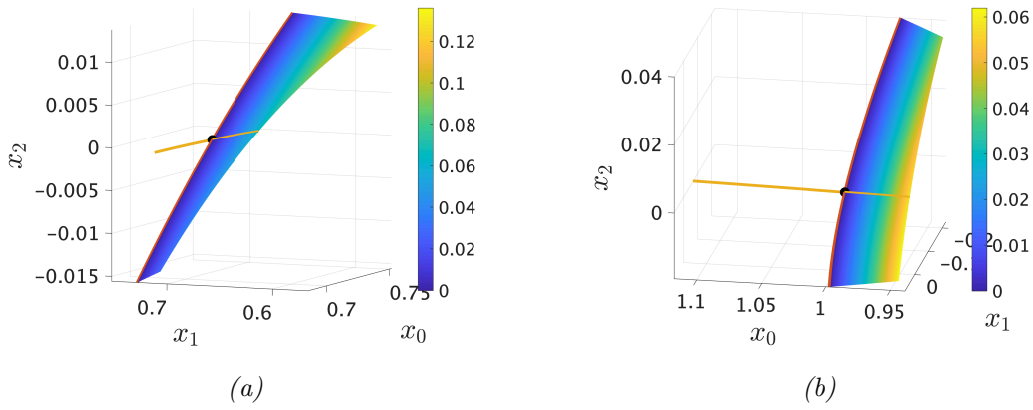


Figure 8: Distribution of t_{\max} in (6.4).

(a) Distribution of t_{\max} around p_1 . (b) Distribution of t_{\max} around p_2 . Surfaces are validated local stable manifolds of equilibria (black dots). Only positive values of t_{\max} make sense as blow-up times of blow-up solutions for (6.1), and hence these surfaces are drawn only in the regions where $t_{\max} \geq 0$. In both figures, yellow curves and red curves denote $P(\{\theta_2 = 0\})$ and $P(\{\theta_1 = 0\})$, respectively. The graphs of $P(\{\theta_2 = 0\})$ are drawn outside the horizon (red curves) because these curves correspond to coordinate axes of local stable manifolds. The red curves are located in the horizon \mathcal{E} , reflecting the invariant structure of \mathcal{E} . According to eigendirections at equilibria, asymptotic behavior of trajectories on these manifolds are essentially governed by dynamics on $P(\{\theta_1 = 0\})$. On the other hand, dynamics in this direction makes little contributions to t_{\max} .

Results in Figure 8 indeed reflect the above nature. For example, one-dimensional submanifold of two-dimensional stable manifolds of p_1 and p_2 are located on the horizon where t_{\max} is identically zero. Our computations further indicate that the region $\{t_{\max} > 0\}$ is included in $\{\|x\| < 1\}$. Looking at the region $\{t_{\max} > 0\}$, like the previous example in Figure 4, we can discuss the distribution of blow-up times.

From our present observations, we have an interesting result about the distribution of blow-up times. In the present example, eigenvalues determining stable submanifolds on the horizon have smaller moduli than the transverse direction. In other words, *the leading (stable) eigendirections are directed tangent to the horizon (red curves in Figure 8) in both manifolds*. Asymptotic behavior of trajectories around equilibria is therefore essentially determined by the exponential decay behavior in the direction parallel to the horizon. On the other hand, level sets of t_{\max} are distributed so that they are foliated parallel to the horizon, equivalently the level set $t_{\max} = 0$, in both cases. These observations may look strange from the viewpoint of the asymptotic behavior around (hyperbolic) equilibria. Indeed, dynamics around hyperbolic equilibria of interest are essentially governed by leading eigendirection, implying that the behavior along the leading eigendirection should mainly contribute to estimate t_{\max} . However, the integrand in (6.4) is almost zero near the horizon. More precisely, according to the proof of the blow-up criterion theorem (Theorem 2.8 whose proof is found in [51]), the integrand as a function of τ decays exponentially fast near the horizon¹⁶. Therefore asymptotic behavior of solution trajectories near the horizon does little contributions to t_{\max} . As a consequence, *blow-up time is essentially foliated parallel to the horizon, no matter where the leading eigendirection is distributed*. This is a reason why the level set of t_{\max} is distributed parallel to the horizon.

6.3 Extension of blow-up solutions

As demonstrated in Section 5, we can extend local stable manifolds globally by rigorous integration of (6.3) in backward time direction. In the present case, we have a (bounded) source equilibrium p_b and we have succeeded in validating connecting orbits between three equilibria on the horizon and p_b . The validated *global* stable manifolds are drawn in Figure 9. These stable manifolds separate the asymptotic behavior of solution trajectories outside the manifolds, although we omit the detailed description of phase portraits because it is hard to clearly visualize.

Note that the present validation of connecting orbits is done by the method typically used in the similar works (e.g., [53]). In particular, solutions approaching to trapping regions of equilibria are validated for the existence of global-in-time existence of solutions. In the present work, trapping regions of sink equilibria are validated by means of local Lyapunov functions (cf. [53]), while the parameterization for *sink* equilibria can be also applied to constructing trapping regions.

7 Example 3: presence of separatrix involving blow-ups

The final example is

$$\begin{cases} u' = u^2 - v, \\ v' = \frac{1}{3}u^3 - u. \end{cases} \quad (7.1)$$

The present vector field originally comes from the Keyfitz-Kranser model [45] demonstrating a non-trivial example of system of conservation laws including *singular shock waves*. See [45] or references therein for details. A brief introduction of the model is also shown in [54]. Our purpose here is to validate blow-up solutions for (7.1) as well as bounded heteroclinic connections among

¹⁶Hyperbolicity of equilibria is used for the proof, implying that the dynamical property of equilibria, and potentially general invariant sets, plays a key role in determining the distribution of t_{\max} around 0.

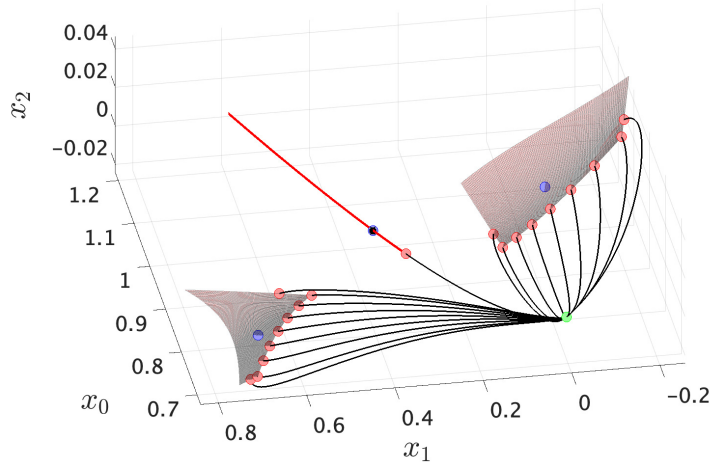


Figure 9: The rigorously computed trajectories on global stable manifolds of hyperbolic equilibria for (6.3).

Local stable manifolds for (6.3) colored by pink and red are validated by the parameterization method, Figure 7. The green dot denotes the (bounded) source equilibrium p_b .

bounded equilibria towards the global phase portrait. The present study unravels a significant characteristic of saddle-type blow-up solutions, which shall be called a *blow-up separatrix*.

Firstly, a direct calculation yields the following.

Lemma 7.1. *The vector field (7.1) is asymptotically quasi-homogeneous of type (1,2) and order 2.*

Note that (7.1) is *not quasi-homogeneous*. On the other hand, the system (7.1) possesses the symmetry

$$(t, u, v) \mapsto (-t, -u, v). \quad (7.2)$$

Namely, if $(u(t), v(t))$ is a solution to (7.1), then so is $(-u(-t), v(-t))$. This property is used to understand the global phase portrait of (7.1) including infinity.

To study the dynamics at infinity, we introduce the quasi-parabolic compactification of type (1,2) given by

$$u = \frac{x_1}{1 - p(x)^4}, \quad v = \frac{x_2}{(1 - p(x)^4)^2}, \quad p(x)^4 = x_1^4 + x_2^2.$$

Then the corresponding desingularized vector field g is given by the following:

$$\begin{cases} \dot{x}_1 = g_1(x) \stackrel{\text{def}}{=} (x_1^2 - x_2)H_1(x) - x_1H_2(x) \\ \dot{x}_2 = g_2(x) \stackrel{\text{def}}{=} \left\{ \frac{1}{3}x_1^3 - (1 - p(x)^4)^2x_1 \right\} H_1(x) - 2x_2H_2(x), \end{cases} \quad (7.3)$$

where $\cdot = \frac{d}{d\tau}$ and

$$H_1(x) = \frac{1}{4} \{1 + 3p(x)^4\}, \quad H_2(x) = x_1^3(x_1^2 - x_2) + \frac{x_2}{2} \left\{ \frac{1}{3}x_1^3 - (1 - p(x)^4)^2x_1 \right\}.$$

Fortunately, we know that *all equilibria (including the origin) are hyperbolic* and hence we do not need additional desingularization. Detailed information of our targeting equilibria are the following:

- The origin $p_0 = (x_1, x_2) = (0, 0)$, which is **saddle**.
- A bounded equilibrium $p_b^+ = (x_1, x_2) \approx (0.7328506362011802, 0.5370700549804747)$, which is **source**.
- A bounded equilibrium $p_b^- = (x_1, x_2) \approx (-0.7328506362011802, 0.5370700549804747)$, which is **sink**.
- Equilibrium on the horizon $p_{\infty,s}^\pm = (x_1, x_2) \approx (\pm 0.8861081289780320, 0.6192579489210105)$, which are **saddle**.
- Equilibria on the horizon $p_\infty^\pm = (x_1, x_2) \approx (\pm 0.989136995894977, 0.206758557005180)$. The point p_∞^+ is **sink**, while p_∞^- is **source**.

Sample (non-rigorous) numerical computations indicate that there is a chain of global trajectories connecting p_0 and p_b^+ , and p_b^+ and $p_{\infty,s}^+$, respectively. The numerically computed global phase portrait including the horizon is shown in Figure 10. The figure indicates that the whole phase space is separated into two subdomains by a heteroclinic chain among equilibria, including those on the horizon.

Remark 7.2. *Here we have chosen the parabolic-type compactification in the present argument for the following reasons. First, our objective here is the global phase portrait for (7.1), which is insufficient to study only one local chart, namely directional compactifications. The change of coordinates by numerics (both in rigorous and non-rigorous sense) requires unnecessary and difficult tasks. Second, Poincaré-type compactifications are inappropriate to study (7.1) including dynamics at infinity, because (7.1) is quasi-homogeneous only in the asymptotic sense, and the application to Poincaré-type compactifications to such a system cause the loss of regularity of the desingularized vector field on the horizon, as mentioned in Section 2.3.4.*

One of our main goals here is to construct the chain, mainly connecting orbits among $\{p_{\infty,s}^+, p_b^+, p_0\}$. Like in the previous examples, the local stable manifold $W_{\text{loc}}^s(p_{\infty,s}^+)$ of the saddle $p_{\infty,s}^+$ on the horizon can be validated by the parameterization method. Validated local stable manifolds of $p_{\infty,s}^+$ as well as p_0 are shown in Figure 11. These are validated through the parameterization method in the same way as Sections 5 and 6. We omit the detailed implementation of the method applied to the present problem because the basic idea is identical, while we need lengthy calculations of terms we should enclose.

We then extend the manifold inside $\mathcal{D} \equiv \{p(x) < 1\}$ by the rigorous integration of (7.3). According to numerical simulations (Figure 10), $W_{\text{loc}}^s(p_{\infty,s}^+)$ is connected to the source p_b^+ . Rigorous integration of (7.3) in backward time direction provide the computer-assisted validation of the connecting orbit from $p_{\infty,s}^+$ to p_b^+ by constructing a trapping region of p_b^+ in backward time, which

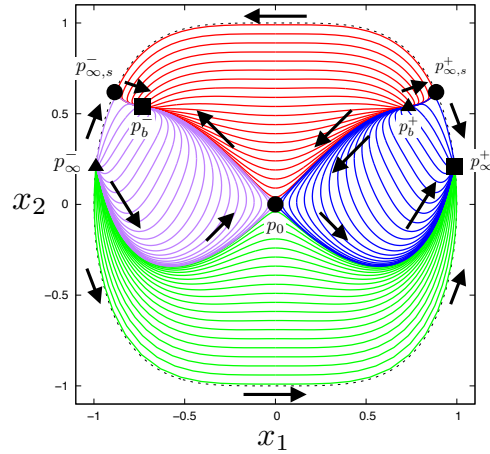


Figure 10: A global phase portrait of (7.3) through rough numerical simulations. Black squares, circles and triangles denote sink, saddle and source equilibria, respectively. Note that all objects here are obtained by (non-rigorous) numerical integration of (7.3). The flow directions are shown by black arrows. The boundary of the collection of curves (dotted curve) is the horizon \mathcal{E} . The whole region $\overline{\mathcal{D}}$ is separated into four regions; points admitting global-in-time trajectories (red), points admitting blow-up only in positive time direction (blue), points admitting blow-up only in negative time direction (purple), and points admitting blow-up both in positive and negative time directions (green). Chain of connecting orbits, some of which correspond to saddle-type blow-up solutions.

is a standard techniques for validating global-in-time trajectories and applied in e.g. [53]. On the other hand, we have another bounded equilibrium; the origin p_0 . Eigenvalue validation indicates that p_0 is a saddle, and the global trajectory connecting the source p_b^+ and the origin p_0 is also validated by extending the local stable manifold $W_{\text{loc}}^s(p_0)$ of p_0 via the parameterization and the rigorous integration of (7.3) in backward time direction. By symmetry, we obtain the chain of connecting orbits among the points $\{p_{\infty,s}^\pm, p_b^\pm, p_0\}$. Note that all these points are validated with rigorous errors through the parameterization method. Also note that the connecting orbit between $p_{\infty,s}^\pm$ exists through the fact that the horizon \mathcal{E} is invariant and there are no equilibria between them (cf. [51]).

As a consequence, an invariant closed curve consisting of connecting orbits among equilibria $\{p_{\infty,s}^\pm, p_b^\pm, p_0\}$ is constructed, as indicated in Figure 10, with computer-assisted proof. The well-known Jordan's Closed Curve Theorem indicates that the invariant closed curve decomposes the phase space \bar{D} into two regions¹⁷. In the sequel, we study the nature of solutions through points on these separated regions from the viewpoint of blow-up behavior.

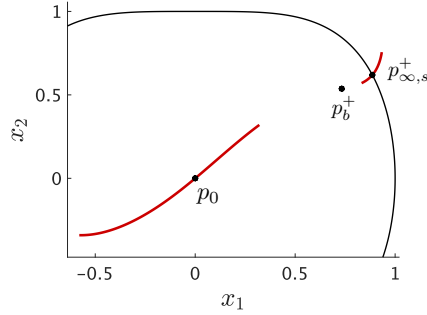


Figure 11: Local stable manifolds $W_{\text{loc}}^s(p_{\infty,s}^+)$ and $W_{\text{loc}}^s(p_0)$ for (7.3).

Black dots are equilibria p_0, p_b^+ and $p_{\infty,s}^+$ from the left, respectively. Red curves are validated local stable manifolds with rigorous error bounds $\|P - P^{(N)}\|_\infty \leq r = 5.171 \times 10^{-14}$ for p_0 and $\|P - P^{(N)}\|_\infty \leq r = 1.381 \times 10^{-10}$ for $p_{\infty,s}^+$, respectively. The black curve denotes the horizon \mathcal{E} . Although validated local stable manifolds are characterized for (7.3) which themselves make sense outside the horizon also, they make sense inside the horizon as the corresponding objects to the original vector field (7.1). In both validations, the approximation order N is chosen as $N = 100$. Because p_b^+ is source, it does not admit a non-trivial stable manifold.

¹⁷Numerically observed phase portrait in Figure 10 implies the existence of chains of connecting orbits providing a finer decomposition of the phase space. But we omit such a precise decomposition because the process is basically identical and the essential consequence is similar.

7.1 Blow-up time computation

The maximal existence time of the solution $(y_1(t), y_2(t))$ for the original vector field is given as follows (see (2.19) and [53]):

$$t_{\max} = \int_0^\infty \frac{1}{4} \{1 + 3(x_1(\tau)^4 + x_2(\tau)^2)\} (1 - x_1(\tau)^4 - x_2(\tau)^2) d\tau.$$

Let $x_* = (x_{*,1}, x_{*,2}) \in \mathcal{E}$ be a *saddle* equilibrium. Note that $x_{*,1}^4 + x_{*,2}^2 = 1$ by definition of the present parabolic-type compactification.

As in the previous case, let P be a parameterization whose image of B^{n_s} determines the local stable manifold of x_* such that $P(0) = x_*$. P is assumed to have a power series expression (4.3) satisfying $a_0 = x_*$. Assume that the trajectory $\{(x_1(\tau), x_2(\tau))\}$ is included in $W_{\text{loc}}^s(x_*)$ for the desingularized vector field. In the present case, $n = 2$, and we consider only the case $n_s = 1$. Calculations below are slightly simplified by introducing $u = e^{\lambda\tau}\theta_0$, where λ be the stable eigenvalue at x_* . Indeed, we have

$$x(\tau) = P(e^{\lambda\tau}\theta_0) = P(u) = \sum_{j \geq 0} a_j u^j \in \mathbb{R}^2, \quad u \in \mathbb{R}, \quad a_j \equiv ((a_1)_j, (a_2)_j)^T \in \mathbb{R}^2.$$

Letting $a_i = \{(a_i)_j\}_{j \geq 0}$ for $i = 1, 2$, we have

$$\begin{aligned} t_{\max} &= \int_{\theta_0}^0 \frac{1}{4} (1 + 3(P_1^4(u) + P_2^2(u))) (1 - P_1^4(u) - P_2^2(u)) \frac{du}{\lambda u} \\ &= - \int_0^{\theta_0} \frac{1}{4} \left(1 + 3 \sum_{j \geq 0} ((a_1^4)_j + (a_2^2)_j) u^j \right) \left(1 - \sum_{j \geq 0} ((a_1^4)_j + (a_2^2)_j) u^j \right) \frac{du}{\lambda u}. \end{aligned}$$

Using that

$$P_1^4(u) + P_2^2(u) = \sum_{j \geq 0} ((a_1^4)_j + (a_2^2)_j) u^j = 1 + \sum_{j \geq 1} ((a_1^4)_j + (a_2^2)_j) u^j,$$

we have the following exact formula for t_{\max} :

$$\begin{aligned} t_{\max} &= \int_0^{\theta_0} \left(1 + \frac{3}{4} \sum_{j \geq 1} ((a_1^4)_j + (a_2^2)_j) u^j \right) \left(\sum_{j \geq 1} ((a_1^4)_j + (a_2^2)_j) u^j \right) \frac{du}{\lambda u} \\ &= \int_0^{\theta_0} \left(\sum_{j \geq 1} ((a_1^4)_j + (a_2^2)_j) u^{j-1} + \frac{3}{4} \sum_{j \geq 2} ((a_2^4)_j + 2(a_1^4 * a_2^2)_j + (a_1^8)_j) u^{j-1} \right) \frac{du}{\lambda} \\ &= \frac{1}{\lambda} \left(\sum_{j \geq 1} ((a_1^4)_j + (a_2^2)_j) \frac{\theta_0^j}{j} + \frac{3}{4} \sum_{j \geq 2} ((a_2^4)_j + 2(a_1^4 * a_2^2)_j + (a_1^8)_j) \frac{\theta_0^j}{j} \right). \end{aligned} \quad (7.4)$$

7.2 Chain of connecting orbits as separatrix

In what follows, we discuss a global nature of saddle-type blow-up solutions in dynamical systems. In Figure 10, we numerically observe that the compactified phase space is separated into four

domains, one of which consists of points whose trajectories tend to the origin as $\tau \rightarrow \pm\infty$, while another consists of points whose trajectories tend to equilibria on the horizon as either both $\tau \rightarrow \pm\infty$, or only $\tau \rightarrow -\infty$ or $\tau \rightarrow +\infty$. Namely, the latter sets consist of initial points which solutions through these points blow up in finite times in the original coordinate. A significant importance of this observation is that these four domains are divided by sequences of trajectories *including ones inducing blow-up solutions*. In particular, saddle-type blow-up solutions themselves or bounded global-in-time trajectories connecting blow-up solutions can locally divide initial points into the above domains.

As demonstrated in Section 6.3 and mentioned previously, connecting orbits between equilibria can be validated through the parameterization, extension of local (un)stable manifolds and construction of trapping regions (namely, local stable manifolds of sink equilibria). In two-dimensional systems like (7.1), the detailed nature of global dynamics can be easily considered by studying asymptotic behavior of solutions through neighborhoods of connecting orbits. Moreover, our validated connecting orbits involve blow-up solutions, and the characteristic value t_{\max} is associated to all points on validated connecting orbits and solutions close to them. Here we study connecting orbits involving hyperbolic saddles on the horizon and global-in-time solutions for the desingularized vector field, and the corresponding characteristics in the original vector field, yielding significantly different nature of asymptotic behavior. In particular, we investigate the following issues:

- Dependence of blow-up characterizations on magnitude of initial points.
- Continuous dependence of t_{\max} on initial points.

(Local) stable manifolds of saddle equilibria locally separate neighborhoods of the equilibria, as well as those asymptotic behavior, unlike sink and source equilibria. The first issue is then equivalent to a non-trivial question here is *whether such a separation around the horizon can significantly change the asymptotic behavior of solutions for the original vector field*.

Now we have a hyperbolic saddle on the horizon $p_{\infty,s}^+$, a bounded source p_b^+ and the origin p_0 as a hyperbolic saddle. As shown in Figures 10 and 11, local stable manifolds of $p_{\infty,s}^+$ and p_b^+ are validated through the parameterization method and extended through the integration of (7.3) like connecting orbits in Figure 9. Let C_{sep} be the union of validated connecting orbits:

$$C_{sep} := \left(\overline{W^u(p_b^+) \cap W^s(p_0)} \right) \cup \left(\overline{W^u(p_b^+) \cap W^s(p_{\infty,s}^+)} \right). \quad (7.5)$$

7.2.1 Dependence of blow-up characterizations on magnitude of initial points

First we consider the following issue.

Problem 7.3. *Does the blow-up behavior depend on magnitudes of initial points ?*

In arguments of blow-up criteria, magnitudes (equivalently, norms) or values of several functionals of initial points are typically concerned for determining whether or not the corresponding solutions blow up. In many cases, there are mathematical arguments showing that initial points whose norms or associated functionals are sufficiently large induce finite-time blow-up. On the other hand, there are also several mathematical results of blow-up behavior which do not mention

the magnitude of initial points. The aim of the present issue here is to reveal a qualitative characterization of asymptotic behavior around saddle-type blow-up solutions, which partially gives an answer to the above question.

Now we choose two pairs of initial points. One pair is located close to $p_{\infty,s}^+$, while another pair is located close to the origin. In both pairs, two initial points are located at the opposite side to each other across C_{sep} . More precisely, the former pair is chosen close to $(x_1, x_2) = (0.83, 0.53)$, while the latter pair is chosen close to $(x_1, x_2) = (0.32, 0.32)$. The corresponding points *in the original coordinate* are approximately

$$(u, v) = (3.39444993, 4.69501202) \quad \text{and} \quad (u, v) = (0.36072017, 0.40662201), \quad (7.6)$$

respectively. Details are drawn in Figure 12. The methodology shown in Section 4 is applied to validating global-in-time trajectories for (7.3) through each point, showing that the asymptotic behavior of trajectories are completely separated for both pairs of initial points. More precisely,

- across saddle-type blow-up solutions, the asymptotic behavior of solutions as those for (7.1) significantly change, one of which attains $t_{\max} = \infty$, while another attains $t_{\max} < \infty$.

Moreover, we also observe that

- such a nature can be observed *even near the origin*, where another connecting orbit between p_0 and p_b^+ locally separates the phase space and is connected to the saddle-type blow-up solution generated by $p_{\infty,s}^+$.

See Figures 12 and 13. From the above observation, we can say that *the magnitude of initial points is not always essential to determine the blow-up behavior*. In other words, the chain C_{sep} plays a role in the *separatrix* dividing global-in-time solutions and blow-up solutions. The key point is that the chain C_{sep} including the saddle on the horizon locally separates the phase space, and that there are sinks $p_{\infty}^+ \in \mathcal{E}$ and $p_b^- \in \mathcal{D}$ inducing global-in-time solutions for (7.3) approaching to them. The significant change of solutions in the original vector field is then responsible for the existence of saddle-type blow-up solutions, in particular C_{sep} , sinks on the horizon and another sinks on the other side of C_{sep} . Nevertheless, saddle-type blow-up solutions themselves play a role in the trigger of the above nature. Finally note that the present observation can be applied to other dynamical systems like (6.1), where the global extension of stable manifolds characterizing saddle-type blow-up solutions is validated in Section 6.3 (cf. Figure 9).

7.2.2 Continuous dependence of t_{\max} on initial points

Next we investigate the continuous dependence of t_{\max} on initial points across C_{sep} given in (7.5). Here we consider a line segment ℓ which is transverse to C_{sep} . See Figure 14. The segment ℓ is chosen so that C_{sep} and ℓ are orthogonal to each other at the boundary $p_{0,s}$ of $W_{\text{loc}}^s(p_{\infty,s}^+)$ validated by the parameterization method (cf. Figure 11). The boundary $p_{0,s}$ of $W_{\text{loc}}^s(p_{\infty,s}^+)$ in \mathcal{D} is then uniquely determined as the intersection $C_{sep} \cap \ell \equiv \{p_{0,s}\}$. Our problem here is then stated as follows.

Problem 7.4. *Does the blow-up time vary continuously on ℓ ? If not, study whether t_{\max} is discontinuous only in each side of C_{sep} on ℓ , or discontinuous in both sides of C_{sep} .*

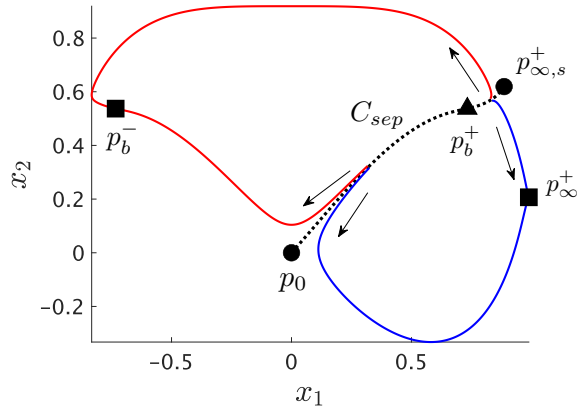


Figure 12: The chain C_{sep} and asymptotic behavior of solutions near C_{sep}

A nature of the chain C_{sep} defined by (7.5), the collection of black (solid and dotted) curves, is drawn. Red curves correspond to global-in-time solutions for (7.1), while blue curves correspond to blow-up solutions for (7.1). Colors correspond to Figure 10. Initial points are indeed separated by C_{sep} , no matter how large they are. See also Figure 13.

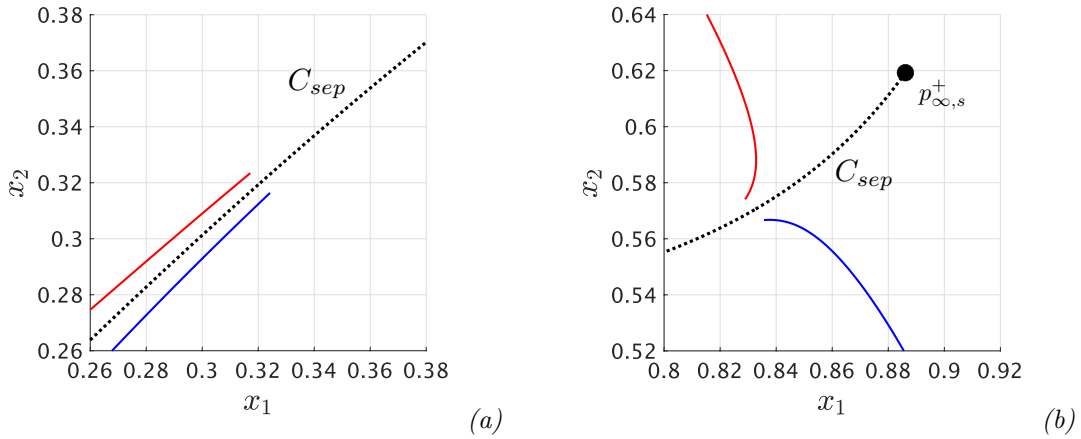


Figure 13: Enlarged view of initial points in Figure 12

Endpoints of colored curves in (a) denote initial points of the global-in-time solution (red) and the blow-up solution (blue) going to the direction towards the origin, respectively, while those in (b) denote initial points of the global-in-time solution (red) and the blow-up solution (blue) going to the direction towards the saddle $p_{\infty,s}^+$, respectively.

Indeed, the concrete dependence of t_{\max} cannot be unraveled unless explicit formulae (or both lower and upper bounds) for t_{\max} as functions of initial points are obtained. Our present methodology enables us to unravel this hidden nature in a reasonable way.

To study the above problem, the following steps are operated.

1. Set a line segment ℓ transverse to the chain C_{sep} .
2. Compute the blow-up time t_{\max} of the solution through $\{p_{0,s}\} \equiv C_{sep} \cap \ell$.
3. Choose several points on ℓ in the blue region, shown in Figure 14, and validate blow-up times through these points.
4. Plot all validated blow-up times and study the distribution.
5. Investigate the distribution provides continuous dependence on initial points.

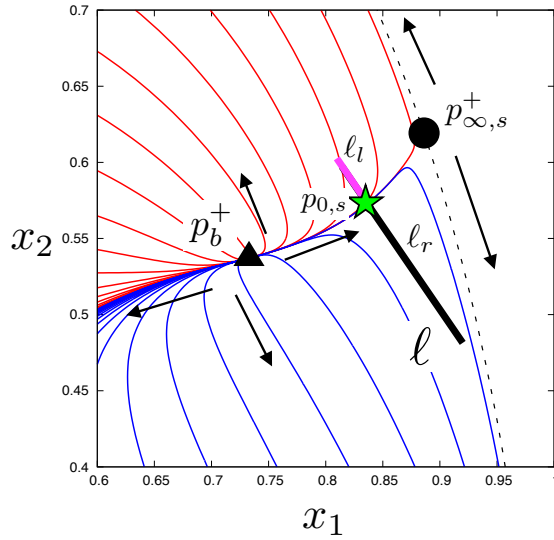


Figure 14: The enlarged view of Figure 10: choice of the segment ℓ .

The black ball is the saddle $p_{\infty,s}^+$, while the black triangle is the source p_b^+ . The black dotted curve is the horizon \mathcal{E} . The red curve connecting $p_{\infty,s}^+$ and p_b^+ is a component of the chain C_{sep} . Recall that trajectories through points in the red region correspond to global-in-time solutions for (7.1), while trajectories through points in the blue region correspond to blow-up solutions for (7.1). A line ℓ is chosen so that it is transverse to C_{sep} and is divided into two segments ℓ_l (purple line) and ℓ_r (black line) across C_{sep} and it is orthogonal to C_{sep} at $p_{0,s}$ mentioned below. The intersection point $\{p_{0,s}\} \equiv \ell \cap C_{sep}$ is denoted by the green star.

The point $p_{0,s}$ decomposes the line segment ℓ into two pieces, denoted by ℓ_l and ℓ_r consisting of points on ℓ in the left side (red in Figure 14) and the right side (blue in Figure 14) of $p_{0,s}$,

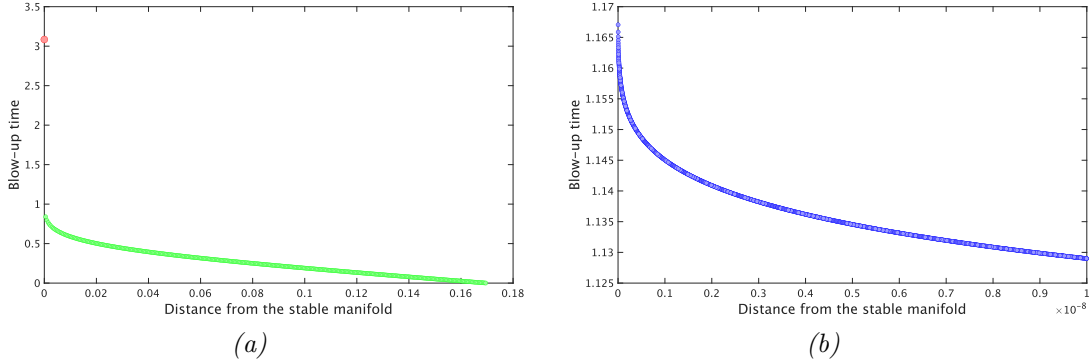


Figure 15: Blow-up times of solutions with initial points on ℓ

We have totally chosen 10,000 points on ℓ_r for validating t_{\max} .

(a) Relationship of points on ℓ_r and the blow-up times of solutions through those points.

Horizontal: distance from $p_{0,s}$ on ℓ . Vertical: blow-up time t_{\max} of the corresponding solution.

The value 0 on the horizontal axis corresponds to $p_{0,s}$. The blow-up time $t_{\max} = t_{\max}(p)$ looks discontinuous at $p = p_{0,s}$. The red point denotes $t_{\max}(p_{0,s})$, while green points denote $t_{\max} = t_{\max}(p)$ at $p \in \ell_r \setminus \{p_{0,s}\}$. All plotted blow-up times here except $t_{\max}(p_{0,s})$ have rigorous error bounds less than 3.7235×10^{-5} , while the rigorous error bound of $t_{\max}(p_{0,s})$ is 2.5175×10^{-11} .

(b) Enlarged view of the graph (a) for points within the distance $\leq 1.0 \times 10^{-8}$ from $p_{0,s}$. All plotted blow-up times here except $t_{\max}(p_{0,s})$ have rigorous error bounds less than 1.8288×10^{-2} . As $p \in \ell_r$ approaches to $p_{0,s}$, t_{\max} significantly increases. In the present study we do not have validations for t_{\max} associated with points $p \in \ell_r$ within the distance $\leq 1.0 \times 10^{-13}$.

respectively. Our validations, rigorous integrations of (7.3) in forward time direction, show that all sample points on ℓ_r converge to p_∞^+ as $\tau \rightarrow \infty$, which correspond to a family of sink-type blow-up solutions. Their validated blow-up times as well as the blow-up time of the solution through $p_{0,s}$ are shown in Figure 15 with their rigorous error bounds. Looking at Figure 15, the corresponding blow-up times increase as sectional points on ℓ_r become close to $W_{\text{loc}}^s(p_{\infty,s})$. On the other hand, all points on ℓ_l converge to the sink equilibrium p_b^- (Figure 10). Because the preimage of p_b^- under the compactification is bounded, the corresponding solution in the original time-scale exists for all $t \geq 0$. This fact is easily confirmed by showing that $t_{\text{max}}(p) = \infty$ for $p \in \ell_l$. These observations show that t_{max} is discontinuous as a function of points on ℓ at $p_{0,s}$ from ℓ_l .

Next we discuss the continuity of t_{max} at $p_{0,s}$ on $\{p_{0,s}\} \cup \ell_r$. Our validations show that

$$t_{\text{max}}(p_{0,s}) \in 3.109637008_{391221}^{441572},$$

which is much higher than $t_{\text{max}} = t_{\text{max}}(p)$ through $p \in \ell_r$, according to Figure 15. However, $t_{\text{max}} = t_{\text{max}}(p)$ drastically increases as $p \in \ell_r$ approaches to $p_{0,s}$. At the point $p \in \ell_r$ with $|p_{0,s} - p| = 1.0 \times 10^{-13}$, validation of blow-up solutions did not succeed. As long as we have validated, we cannot conclude the discontinuity of t_{max} at $p_{0,s}$ in both sides. Nevertheless, we can still conclude that t_{max} behaves in a singular manner around $p_{0,s}$ where the trajectory approaches to different invariant sets as $\tau \rightarrow \infty$.

Remark 7.5. *Rigorous enclosures of t_{max} on $W^s(p_\infty^+)$, namely sink-type blow-up solutions, are validated by local Lyapunov functions and rigorous integrations of (7.3), which are exactly machineries applied in [54] and hence the detailed validation methodology is omitted. The difference of orders of (the worst) rigorous error bounds of t_{max} on and off $W^s(p_{\infty,s})$ shown in Figure 15 comes from that of the methodology for validating rigorous bounds of t_{max} . Nevertheless, there is no significant influence on the qualitative tendency of t_{max} in the present study.*

Remark 7.6 (Different choice of ℓ can provide different distributions of t_{max}). *If we choose a line segment ℓ across $W_{\text{loc}}^s(p_0)$ instead of $W_{\text{loc}}^s(p_{\infty,s}^+)$, then t_{max} at the unique intersection point $W_{\text{loc}}^s(p_0) \cap \ell$ is $+\infty$, which provide the different distribution of t_{max} from Figure 15.*

Remark 7.7 (Behavior of t_{max} : a numerical experiment). *We have numerically calculated the behavior of t_{max} as a function of distance to the stable manifold in Figure 15-(b). Let x be the distance of a point p from $p_{0,s}$ in ℓ_r and $t_{\text{max}}(x)$ be the corresponding blow-up time. As far as we have calculated, we could not match $t_{\text{max}}(x)$ by functions of the form x^a , e^{ax} , $c(\ln x)^a$, and $Cx^a(\ln x)^b$ for constants a, b, c . It is needless to say that this asymptotic form can be different for smaller x and a different choice of ℓ .*

7.2.3 Short summary of our observations

Our observations here are summarized as follows.

- Blow-up characterizations such as the asymptotic behavior and blow-up times *do not always depend continuously on initial points* in the presence of saddle-type blow-up solutions.
- The blow-up time t_{max} varies in a singular manner near the chain of connecting orbits involving saddle-type blow-ups, like C_{sep} .

Note that these features cannot be unraveled only from local information around invariant objects, because local invariant manifolds themselves do not determine the asymptotic behavior of solutions through all points around the manifolds. In other words, global information of solutions are necessary to investigate this issue. It should be also noted that the above nature is observed not only by the presence of invariant sets like C_{sep} , but also by the presence of another invariant sets like p_{∞}^+ and p_b^- , at least one of which is included in the horizon \mathcal{E} . This consequence strongly supports the importance of investigations of global dynamical structure to unravel the significantly different asymptotic behavior of solutions for the original vector field. Computer-assisted proofs provide a systematic and mathematical rigorous way to investigate such global information of solutions. Moreover, the presence of saddle-type blow-up solutions provides an easy prediction of the existence of the above nature.

8 Concluding remarks

In this paper, we have shown several characteristics of blow-up solutions for autonomous ODEs which are unstable under perturbations of initial points, referred to as *saddle-type blow-up solutions*, with the computer-assisted proofs of their existence and analytic characterization of blow-up times. Combining compactifications, time-scale desingularizations of vector fields, parameterization of invariant manifolds and their extensions via ODE integrations with computer-assisted proofs, blow-up solutions and their extensions are validated systematically, no matter how stable equilibria on the horizon characterizing these blow-up solutions are. It should be noted that, as seen in all examples, *our methodology does not require a priori information about the existence of blow-up solutions*. This is a big advantage so that the present methodology can be applied to various dynamical systems and blow-up problems under mild assumptions.

Characteristics we have unraveled in the present paper are just examples of intrinsic natures which saddle-type blow-up solutions induce. But it is not an easy task to predict the presence of such features theoretically, because these are observed as the composite of multiple structures. For example, distribution of t_{\max} can be investigated by the combination of an analytic expression of t_{\max} and explicit distribution of local stable manifolds of equilibria on the horizon for desingularized vector fields. As for the separatrix nature among global-in-time solutions and blow-up solutions, it cannot be characterized without concrete distribution of global-in-time solutions, sink-type and saddle-type blow-up solutions. Computer-assisted proofs, on the other hand, connect features of explicitly validated objects to extract global nature as the composite of local characteristics, like the above features. These computation techniques efficiently work to gain insights into blow-up solutions.

We end this paper by leaving comments about topics involving saddle-type blow-up solutions, which can relate to the present study towards further insights into global nature of blow-up solutions, dynamics at infinity and general finite-time singularities.

8.1 Remarks on saddle-type blow-up solutions in science and engineering

Saddle-type blow-up solutions can arise in scientific and engineering studies. We review several preceding studies to assert the importance of saddle-type blow-up solutions, and believe that our

present methodology will contribute to unravel the dynamical nature of finite-time singularities involving saddle-type blow-up solutions in the following kinds of problems.

8.1.1 Singular shock waves

In the Riemann problem of the systems of *conservation laws*

$$U_t + f(U)_x = 0 \tag{8.1}$$

for some smooth $f : \mathbb{R}^n \rightarrow \mathbb{R}^n$, namely the initial value problem of (8.1) with

$$U(0, x) = \begin{cases} U_L & x < 0, \\ U_R & x > 0, \end{cases} \quad \text{for } U_L, U_R \in \mathbb{R}^n,$$

shock waves are characterized by locally integrable (weak) solutions with discontinuities with the constraints called *jump conditions* or the *Rankine-Hugoniot conditions*. With the assumption of *viscous shock criterion*, the Riemann problem is reduced to find connecting orbits of the traveling wave ODE associated with (8.1) connecting U_L and U_R . In the 1980s and 1990s, shock waves with a singular nature on the front were observed for a simple system of conservation laws, which are referred to as *delta-shocks* or *singular shocks*. Roughly speaking, singular shocks are characterized by shocks with Dirac’s delta singularity on the shock front (see e.g., [42, 45, 64] for precise discussions of delta-shocks and singular shocks). A typical feature of singular shocks with the presence of the delta-like singularity is that several constraints in jump conditions are violated¹⁸, which is referred to as the presence of the *Rankine-Hugoniot deficit* of a shock measuring the magnitude of singularity on the shock front. From the viewpoint of dynamical systems, there is a characterization of singular shocks (e.g., [62]), showing that *singular shocks can consist of a collection of blow-up solutions and “invariant sets at infinity”*. In several concrete problems such as the Keyfitz-Kranser model [45] and the two-phase model [42], the geometric singular perturbation theory plays a key role in characterizing singular shocks as a singular perturbation of blow-up connections for the traveling wave problems associated with the original conservation laws with the regularization keeping the self-similarity of waves (well-known as *Dafermos regularization*). Preceding studies with blowing-up (desingularization) of singularities and the geometric singular perturbation theory indicate that singular shocks are characterized by trajectories approaching to *normally hyperbolic invariant manifolds*, corresponding to the infinity for appropriately transformed dynamical systems [37, 63]¹⁹. We believe that saddle-type blow-up solutions can play key roles in characterizing such singular nature both qualitatively and quantitatively (e.g., Rankine-Hugoniot deficits).

8.1.2 Suspension bridge

The equation of the following form is well studied as a model expressing scientific and engineering phenomena:

$$w''''(t) + kw''(t) + f(w(t)) = 0 \quad (t \in \mathbb{R}), \tag{8.2}$$

¹⁸In n -dimensional systems of conservation laws, jump conditions are characterized by n (non)linear equations.

¹⁹It is also indicated that the Rankine-Hugoniot deficit is measured by trajectories at infinity connecting blow-up solutions [42]. When the Rankine-Hugoniot deficit is absent, the corresponding shock wave is characterized in the ordinary sense.

where $k \in \mathbb{R}$ is a parameter and f is a locally Lipschitzian. This equation arises in the dynamical phase-space analogy of a nonlinearly supported elastic structure [38] and a model characterizing pattern formations in physical, chemical and biological systems [7]. See also e.g., [60]. In [4], a possible finite-time blow-up for the solution of (8.2) is discussed with a mild assumption

$$f \in \text{Lip}_{loc}(\mathbb{R}), \quad f(t)t > 0 \quad \text{for every } t \in \mathbb{R} \setminus \{0\}.$$

A fundamental result involving blow-up is that the existence of a blow-up solution $w(t)$ for (8.2) as $t \rightarrow t_{\max} < \infty$ implies that

$$\liminf_{t \rightarrow t_{\max}} w(t) = -\infty \quad \text{and} \quad \limsup_{t \rightarrow t_{\max}} w(t) = +\infty, \quad (8.3)$$

namely a blow-up with oscillation. Moreover, the existence of the above oscillatory blow-up for (8.2) with a specific nonlinearity f is proved. There are several reports about the relationship between the system (8.2) to traveling waves for the the model equation of a *suspension bridge*

$$u_{tt} + u_{xxxx} + \gamma u^+ = W(t, x),$$

proposed by Lazer-McKenna [47]. According to many preceding works and historical sources, one of the most interesting behaviors for suspension bridges (including the Tacoma Narrow Bridge where was collapsed in November 1940) is the following:

Large vertical oscillations can rapidly change, almost instantaneously, to a *torsional oscillation* (quotation from [27]).

Preceding works involving this catastrophic phenomenon discuss the mechanism of torsional oscillations in detail²⁰, one of which is considered to be the oscillatory blow-up behavior mentioned above. It should be noted that there is another direction to the origin of such torsional oscillations. In [2], it is explained that *internal resonances* can trigger the torsional instability.

Later successive works (e.g., [28]) have reported the qualitative nature of the above blow-up such as infinitely many change of signs before blow-up, vanishing intervals of oscillations several quantitative estimates. In order to obtain the nature, several growth conditions of f (but generalized under these conditions unlike [27]), restrictions to k and an inequality for derivatives of solution w at an initial time are assumed. It should be noted that *norms of initial points are not essential to characterize the above behavior*. See [28] for details. Recently, the first author and collaborators [16] have characterized the above blow-up nature for particular nonlinearity f in (8.2) by constructing a concrete asymptotic form of blow-up profiles and validating a periodic solution with computer-assisted proofs. In [16], it is also validated that the periodic solution for an auxiliary equation is unstable, which indicates that *the corresponding blow-up solution is unstable under perturbations of initial points*. It is thus expected that the blow-up nature which is unstable under perturbations of initial points plays a key role in describing rich and interesting, sometimes catastrophic, scientific and engineering nature.

Remark 8.1. *In [51], it is proved that blow-up behavior with wide oscillations like (8.3) can be characterized by periodic orbits at infinity, which is referred to as a periodic blow-up. More*

²⁰In [28], there are several additional comments about the case of London's Millennium Bridge (April 2007) and the Assago metro Bridge in Milan (February 2011). See the reference papers therein for details about these engineering topics.

precisely, global trajectories on the stable manifold of a hyperbolic periodic orbit on the horizon for the desingularized vector field correspond to blow-up solutions with oscillations whose asymptotic behavior, such as the blow-up rate and the oscillatory nature, are uniquely determined by the order of the original vector field and the periodic orbit on the horizon. The fundamental machinery for this characterization is the same as that shown in Section 2. Arguments in the present paper will also contribute to reveal universal mechanisms of this kind of blow-up solutions which are saddle-type both quantitatively and qualitatively, and their validations.

8.1.3 More comments

We leave several comments about the link to blow-up behavior arising in the suspension bridge problem. As noted, it is proved in [16] with the computer assistance that there is an unstable hyperbolic periodic orbit $\Gamma = \{w(t)\}$ expressing an asymptotic behavior of blow-up behavior for (8.2) with specific k and f . It is then conjectured in [16] that, for the appropriately transformed dynamics from the problem of the form (8.2), *the boundary of the basin of attraction of the origin coincides with $W^s(\Gamma)$* . A consequence of the conjecture is the existence of a three dimensional manifold which “separates” the phase space and for which solutions with initial points taken on one side of the manifold blow-up in finite time while on the other side, solutions converge to the origin. In the present paper, we have focused on unstable, in particular saddle-type, blow-up solutions which can extract the above nature. We have revealed here that saddle-type blow-up solutions, even with the simpler asymptotic behavior than [16], can separate the phase space so that initial points on one side determine global-in-time solutions, while those on the other side induce blow-up solutions. We have mainly investigated asymptotic behavior of solutions near a chain of connecting orbits for desingularized vector fields including saddles on the horizon, like C_{sep} given in (7.5) for (7.3), and shown that C_{sep} triggers the above significantly different asymptotic behavior among solutions. In particular, C_{sep} have played a role as a separatrix among solutions for the original vector field. We believe that such invariant objects can characterize the “boundary” of the basin of attraction mentioned in [16].

Note that the above object is characterized only for stationary blow-up (Theorems 2.4, 2.8 and 2.12) so far. On the other hand, a computer-assisted proof of the existence of (un)stable manifolds of hyperbolic *periodic orbits* is already established in e.g., [13], and the treatment of blow-up solutions involving periodic orbits at infinity is also established in [51, 52]. In other words, the same machinery as shown in Section 2 can be applied. Going back to the suspension bridge problem, combination of preceding works with the arguments in the present paper can contribute to unravel the nature of blow-up behavior in (8.2) only with a few mild assumptions.

Acknowledgements

JPL was supported by an NSERC Discovery Grant. KM was partially supported by Program for Promoting the reform of national universities (Kyushu University), Ministry of Education, Culture, Sports, Science and Technology (MEXT), Japan, World Premier International Research Center Initiative (WPI), MEXT, Japan, JSPS Grant-in-Aid for Young Scientists (B) (No. JP17K14235) and JSPS KAKENHI Grant Number JP21H01001. AT was partially supported by JSPS KAKENHI Grant Numbers JP18K13453, JP20H01820, JP21H01001.

References

- [1] K. Anada, T. Ishiwata, and T. Ushijima. A numerical method of estimating blow-up rates for nonlinear evolution equations by using rescaling algorithm. *Japan Journal of Industrial and Applied Mathematics*, pages 1–15, 2017.
- [2] G. Arioli and F. Gazzola. A new mathematical explanation of what triggered the catastrophic torsional mode of the Tacoma Narrows Bridge. *Applied Mathematical Modelling*, 39(2):901–912, 2015.
- [3] B. Barker, J.D. Mireles-James, and J. Morgan. Parameterization method for unstable manifolds of standing waves on the line. *SIAM J. Appl. Dyn. Syst.*, 19(3):1758–1797, 2020.
- [4] E. Berchio, A. Ferrero, F. Gazzola, and P. Karageorgis. Qualitative behavior of global solutions to some nonlinear fourth order differential equations. *Journal of Differential Equations*, 251(10):2696–2727, 2011.
- [5] M. Berger and R.V. Kohn. A rescaling algorithm for the numerical calculation of blowing-up solutions. *Communications on pure and applied mathematics*, 41(6):841–863, 1988.
- [6] M. Berz and K. Makino. Verified integration of ODEs and flows using differential algebraic methods on high-order Taylor models. *Reliable Computing*, 4(4):361–369, 1998.
- [7] D. Bonheure and L. Sanchez. Heteroclinic orbits for some classes of second and fourth order differential equations. In *Handbook of differential equations: ordinary differential equations*, volume 3, pages 103–202. Elsevier, 2006.
- [8] M. Breden, J-P. Lessard, and J.D. Mireles-James. Computation of maximal local (un) stable manifold patches by the parameterization method. *Indagationes Mathematicae*, 27(1):340–367, 2016.
- [9] F. Bünger. A Taylor model toolbox for solving ODEs implemented in MATLAB/INTLAB. *Journal of Computational and Applied Mathematics*, 368:112511, 2020.
- [10] X. Cabré, E. Fontich, and R. de la Llave. The parameterization method for invariant manifolds. I. Manifolds associated to non-resonant subspaces. *Indiana Univ. Math. J.*, 52(2):283–328, 2003.
- [11] X. Cabré, E. Fontich, and R. de la Llave. The parameterization method for invariant manifolds. II. Regularity with respect to parameters. *Indiana Univ. Math. J.*, 52(2):329–360, 2003.
- [12] X. Cabré, E. Fontich, and R. de la Llave. The parameterization method for invariant manifolds. III. Overview and applications. *J. Differential Equations*, 218(2):444–515, 2005.
- [13] R. Castelli, J.-P. Lessard, and J.D. Mireles-James. Parameterization of invariant manifolds for periodic orbits (II): A posteriori analysis and computer assisted error bounds. *Journal of Dynamics and Differential Equations*, 30(4):1525–1581, 2018.
- [14] C.-H. Cho. Numerical detection of blow-up: a new sufficient condition for blow-up. *Japan Journal of Industrial and Applied Mathematics*, 33(1):81–98, 2016.

- [15] C.-H. Cho, S. Hamada, and H. Okamoto. On the finite difference approximation for a parabolic blow-up problem. *Japan Journal of Industrial and Applied Mathematics*, 24(2):131–160, 2007.
- [16] L. D’Ambrosio, J.-P. Lessard, and A. Pugliese. Blow-up profile for solutions of a fourth order nonlinear equation. *Nonlinear Analysis: Theory, Methods & Applications*, 121:280–335, 2015.
- [17] J. Dieudonné. *Foundations of modern analysis*. Academic Press, New York, 1960.
- [18] J.W. Dold. Analysis of the early stage of thermal runaway. *The Quarterly Journal of Mechanics and Applied Mathematics*, 38(3):361–387, 1985.
- [19] F. Dumortier. Techniques in the theory of local bifurcations: Blow-up, normal forms, nilpotent bifurcations, singular perturbations. In *Bifurcations and Periodic Orbits of Vector Fields*, pages 19–73. Springer, 1993.
- [20] F. Dumortier. Compactification and desingularization of spaces of polynomial liénard equations. *Journal of Differential Equations*, 224(2):296–313, 2006.
- [21] F. Dumortier and C. Herssens. Polynomial Liénard equations near infinity. *Journal of differential equations*, 153(1):1–29, 1999.
- [22] F. Dumortier, J. Llibre, and J.C. Artés. *Qualitative theory of planar differential systems*. Springer, 2006.
- [23] U. Elias and H. Gingold. Critical points at infinity and blow up of solutions of autonomous polynomial differential systems via compactification. *Journal of mathematical analysis and applications*, 318(1):305–322, 2006.
- [24] M. Fila and H. Matano. Blow-up in nonlinear heat equations from the dynamical systems point of view. *Handbook of dynamical systems*, 2:723–758, 2002.
- [25] H. Fujita. On the nonlinear equations $\Delta u + e^u = 0$ and $\partial v / \partial t = \Delta v + e^v$. *Bulletin of the American Mathematical Society*, 75(1):132–135, 1969.
- [26] V.A. Galaktionov and J.-L. Vázquez. The problem of blow-up in nonlinear parabolic equations. *Discrete & Continuous Dynamical Systems-A*, 8(2):399, 2002.
- [27] F. Gazzola and R. Pavani. Blow up oscillating solutions to some nonlinear fourth order differential equations. *Nonlinear Analysis: Theory, Methods & Applications*, 74(17):6696–6711, 2011.
- [28] F. Gazzola and R. Pavani. Wide oscillation finite time blow up for solutions to nonlinear fourth order differential equations. *Archive for Rational Mechanics and Analysis*, 207(2):717–752, 2013.
- [29] H. Gingold. Approximation of unbounded functions via compactification. *Journal of Approximation Theory*, 131(2):284–305, 2004.
- [30] A. Giraldo, B. Krauskopf, and H.M. Osinga. Computing connecting orbits to infinity associated with a homoclinic flip bifurcation. *J. Comput. Dyn.*, 7(2):489–510, 2020.

- [31] J. Gómez-Serrano. Computer-assisted proofs in PDE: a survey. *SeMA Journal*, pages 1–26, 2018.
- [32] J.L. Gonzalez and J.D. Mireles-James. High-order parameterization of stable/unstable manifolds for long periodic orbits of maps. *SIAM J. Appl. Dyn. Syst.*, 16(3):1748–1795, 2017.
- [33] J. Harada. Blowup profile for a complex valued semilinear heat equation. *Journal of Functional Analysis*, 270(11):4213–4255, 2016.
- [34] J. Harada. Nonsimultaneous blowup for a complex valued semilinear heat equation. *Journal of Differential Equations*, 263(8):4503–4516, 2017.
- [35] J. Hell. Conley index at infinity. *Ph.D. Thesis in Freie Universität Berlin*, 2010.
- [36] M.A. Herrero and J.J.L. Velázquez. A blow-up mechanism for a chemotaxis model. *Annali della Scuola Normale Superiore di Pisa-Classe di Scienze*, 24(4):633–683, 1997.
- [37] T.-H. Hsu. Viscous singular shock profiles for a system of conservation laws modeling two-phase flow. *Journal of Differential Equations*, 261(4):2300–2333, 2016.
- [38] G.W. Hunt, H.M. Bolt, and J.M.T. Thompson. Structural localization phenomena and the dynamical phase-space analogy. *Proceedings of the Royal Society of London. A. Mathematical and Physical Sciences*, 425(1869):245–267, 1989.
- [39] F. Immler. A verified ODE solver and the Lorenz attractor. *Journal of Automated Reasoning*, 61(1):73–111, 2018.
- [40] M. Kashiwagi. kv - C++ Numerical Verification Libraries. <http://verifiedby.me/kv/>.
- [41] M. Kashiwagi and S. Oishi. Numerical validation for ordinary differential equations — iterative method by power series arithmetic. *Proc. 1994 Symposium on Nonlinear theorem and its Applications (NOLTA '94 Symposium, 1994.10.7)*, pages 243–246, 1994.
- [42] B.L. Keyfitz, R. Sanders, and M. Sever. Lack of hyperbolicity in the two-fluid model for two-phase incompressible flow. *DISCRETE AND CONTINUOUS DYNAMICAL SYSTEMS SERIES B*, 3(4):541–564, 2003.
- [43] H. Koch, A. Schenkel, and P. Wittwer. Computer-assisted proofs in analysis and programming in logic: a case study. *SIAM Review*, 38(4):565–604, 1996.
- [44] H. Kokubu and R. Roussarie. Existence of a singularly degenerate heteroclinic cycle in the Lorenz system and its dynamical consequences: Part I. *Journal of Dynamics and Differential Equations*, 16(2):513–557, 2004.
- [45] H.C. Kranzer and B.L. Keyfitz. A strictly hyperbolic system of conservation laws admitting singular shocks. In *Nonlinear evolution equations that change type*, pages 107–125. Springer, 1990.
- [46] Oscar E. Lanford, III. A computer-assisted proof of the Feigenbaum conjectures. *Bull. Amer. Math. Soc. (N.S.)*, 6(3):427–434, 1982.

- [47] A.C. Lazer and P.J. McKenna. Large-amplitude periodic oscillations in suspension bridges: some new connections with nonlinear analysis. *Siam Review*, 32(4):537–578, 1990.
- [48] J.-P. Lessard, K. Matsue, and A. Takayasu. Codes of “Saddle-Type Blow-Up Solutions with Computer-Assisted Proofs: Validation and Extraction of Global Nature”. <https://github.com/taklab-org/GC-ubs-CAP>.
- [49] J.-P. Lessard and C. Reinhardt. Rigorous Numerics for Nonlinear Differential Equations Using Chebyshev Series. *SIAM J. Numer. Anal.*, 52(1):1–22, 2014.
- [50] R. J. Lohner. Enclosing the solutions of ordinary initial and boundary value problems. In E. Kaucher, U. Kulisch, and Ch. Ullrich, editors, *Computer Arithmetic, Scientific Computation and Programming Languages*, pages 255–286,. B.G.Teubner, 1987.
- [51] K. Matsue. On blow-up solutions of differential equations with Poincaré-type compactifications. *SIAM Journal on Applied Dynamical Systems*, 17(3):2249–2288, 2018.
- [52] K. Matsue. Geometric treatments and a common mechanism in finite-time singularities for autonomous ODEs. *Journal of Differential Equations*, 267(12):7313–7368, 2019.
- [53] K. Matsue and A. Takayasu. Numerical validation of blow-up solutions with quasi-homogeneous compactifications. *Numerische Mathematik*, 145:605–654, 2020.
- [54] K. Matsue and A. Takayasu. Rigorous numerics of blow-up solutions for ODEs with exponential nonlinearity. *Journal of Computational and Applied Mathematics*, 374:112607, 2020.
- [55] J.D. Mireles-James. Validated numerics for equilibria of analytic vector fields: invariant manifolds and connecting orbits. In *Rigorous numerics in dynamics*, volume 74 of *Proc. Sympos. Appl. Math.*, pages 27–80. Amer. Math. Soc., Providence, RI, 2018.
- [56] N. Mizoguchi. Type II blowup in a doubly parabolic Keller-Segel system in two dimensions. *Journal of Functional Analysis*, 271(11):3323–3347, 2016.
- [57] M.T. Nakao. Numerical verification methods for solutions of ordinary and partial differential equations. *Numerical Functional Analysis and Optimization*, 22(3-4):321–356, 2001.
- [58] M.T. Nakao, M. Plum, and Y. Watanabe. *Numerical verification methods and computer-assisted proofs for partial differential equations*, volume 53 of *Springer Series in Computational Mathematics*. Springer, Singapore, [2019] ©2019.
- [59] N. Nouaili and H. Zaag. Profile for a simultaneously blowing up solution to a complex valued semilinear heat equation. *Communications in Partial Differential Equations*, 40(7):1197–1217, 2015.
- [60] L.A. Peletier and W.C. Troy. *Spatial patterns: higher order models in physics and mechanics*, volume 45. Springer Science & Business Media, 2012.
- [61] S.M. Rump and M. Kashiwagi. Implementation and improvements of affine arithmetic. *Nonlinear Theory and Its Applications, IEICE*, 6(3):341–359, 2015.

- [62] D.G. Schaeffer, S. Schecter, and M. Shearer. Nonstrictly hyperbolic conservation laws with a parabolic line. *Journal of differential equations*, 103(1):94–126, 1993.
- [63] S. Schecter. Existence of Dafermos profiles for singular shocks. *Journal of Differential Equations*, 205(1):185–210, 2004.
- [64] M. Sever. *Distribution solutions of nonlinear systems of conservation laws*. American Mathematical Soc., 2007.
- [65] A. Takayasu, K. Matsue, T. Sasaki, K. Tanaka, M. Mizuguchi, and S. Oishi. Numerical validation of blow-up solutions for ordinary differential equations. *Journal of Computational and Applied Mathematics*, 314:10–29, 2017.
- [66] W. Tucker. A rigorous ode solver and smale’s 14th problem. *Foundations of Computational Mathematics*, 2(1):53–117, 2002.
- [67] W. Tucker. *Validated numerics: a short introduction to rigorous computations*. Princeton University Press, 2011.
- [68] J.B. van den Berg and J.-P. Lessard. Rigorous numerics in dynamics. *Notices of the AMS*, 62(9):1057–1061, 2015.
- [69] J.B. van den Berg, J.D. Mireles-James, J.-P. Lessard, and K. Mischaikow. Rigorous numerics for symmetric connecting orbits: even homoclinics of the Gray-Scott equation. *SIAM J. Math. Anal.*, 43(4):1557–1594, 2011.
- [70] M. Winkler. Finite-time blow-up in the higher-dimensional parabolic-parabolic Keller-Segel system. *Journal de Mathématiques Pures et Appliquées*, 100(5):748–767, 2013.
- [71] P. Zgliczynski. C^1 Lohner Algorithm. *Foundations of Computational Mathematics*, 2(4):429–465, 2002.
- [72] P. Zgliczyński. Covering relations, cone conditions and the stable manifold theorem. *J. Differential Equations*, 246(5):1774–1819, 2009.
- [73] G. Zhou and N. Saito. Finite volume methods for a Keller-Segel system: discrete energy, error estimates and numerical blow-up analysis. *Numerische Mathematik*, 135(1):265–311, 2017.