

Modelling intransitivity in pairwise comparisons with application to baseball data

Jess Spearing¹, Jonathan Tawn¹, David Irons², Tim Paulden²

¹ Lancaster University, ² ATASS sports

April 10, 2025

Abstract

In most commonly used ranking systems, some level of underlying *transitivity* is assumed. If transitivity exists in a system then information about pairwise comparisons can be *translated* to other linked pairs. For example, if typically A beats B and B beats C, this could inform us about the expected outcome between A and C. We show that in the seminal Bradley-Terry model knowing the probabilities of A beating B and B beating C completely defines the probability of A beating C, with these probabilities determined by individual skill levels of A, B and C. Users of this model tend not to investigate the validity of this transitive assumption, nor that some skill levels may not be statistically significantly different from each other; the latter leading to false conclusions about rankings. We provide a novel extension to the Bradley-Terry model, which accounts for both of these features: the intransitive relationships between pairs of objects are dealt with through interaction terms that are specific to each pair; and by partitioning the n skills into $A + 1 \leq n$ distinct clusters, any differences in the objects' skills become significant, given appropriate A . With n competitors there are $n(n - 1)/2$ interactions, so even in multiple round robin competitions this gives too many parameters to efficiently estimate. Therefore we separately cluster the $n(n - 1)/2$ values of intransitivity into K clusters, giving (A, K) estimatable values respectively, typically with $A + K < n$. Using a Bayesian hierarchical model, (A, K) are treated as unknown, and inference is conducted via a reversible jump Markov chain Monte Carlo (RJMCMC) algorithm. The model is shown to have an improved fit out of sample in both simulated data and when applied to American League baseball data.

Keywords: baseball, Bayesian hierarchical modelling, Bradley-Terry, clustering, intransitivity, reversible jump Markov chain Monte Carlo.

1 Introduction

The seminal Bradley-Terry model (Bradley and Terry, 1952) is commonly used to rank objects from paired comparison data. Given a set \mathcal{I} of n objects with each object $i \in \mathcal{I}$ having skill $r_i \in \mathbb{R}$, then the Bradley-Terry model gives, for $i \neq j \in \mathcal{I}$,

$$p_{ij}^{(\text{BT})} = \Pr\{i \succ j\} := [1 + \exp(-(r_i - r_j))]^{-1},$$

where $a \succ b$ denotes preference for an object a over b , and $r_1 = 0$ to avoid identifiability issues. The ranking of the objects is then given by simply sorting $\mathbf{r} := \{r_i \in \mathbb{R} : i \in \mathcal{I}\}$. Now consider a game of Rock-Paper-Scissors, where a player r always picks Rock, a player p always picks Paper, and a player s always picks Scissors, (and all players have an equal number of games against the other two players). In this situation, the Bradley-Terry model would completely fail in correctly modelling outcomes between any pairwise match up of r , p , and s . This is

because the Bradley-Terry model disregards one key element - intransitivity. Put simply, if data of paired comparisons exhibits transitivity, then a ranking could be formed, according to which, every better ranked object would on average beat every worse ranked object. Then, any departure from this is an example of intransitivity. In the Rock-Paper-Scissors example therefore, there does not exist a single ranking that could describe the true relationships, due to the inherent intransitivity. In fact, any ranking system which does not consider intransitive relations, including the Bradley-Terry model, would simply find that r , p and s are all evenly ranked, and would therefore predict a 50/50 chance of winning in any given comparison between any of the pairs. Rock-Paper-Scissors is surely amongst the most simple of games, played by children the world over, and yet almost all commonly used ranking systems would fail to correctly model this system.

Of course, on average a worse ranked object could beat a better ranked object purely due to chance, i.e., an “upset”, and distinguishing an upset from a true intransitive relationship is often challenging. In fact, intransitivity is commonly assumed as being due to inference variation or as arising due to errors in the dataset (Skinner and Freeman, 2009; Kéri, 2011), such as underlying incompleteness of preferences, and it is therefore treated as a nuisance which should be removed. However, in the case of Rock-Paper-Scissors this is clearly not the case - the intransitivity is built into the inherent structure of the competition. In this article therefore, we develop a ranking system which directly models these effects in more general competitions, acknowledging that intransitivity may be a real characteristic of the dataset.

To model intransitivity it is of course necessary to define it. Non-stochastic transitivity, which considers only deterministic pairwise comparisons, states that, given three objects i, j, k , then if $i \succ j$, $j \succ k \Rightarrow i \succ k$. Intransitivity therefore is a departure from this assumption and results in cyclic trios, as well as arbitrarily large preference cycles of $n > 3$ objects.

This article deals with probabilistic pairwise comparisons. There are three main definitions of *stochastic intransitivity* (Tversky, 1969; Latta, 1979), given any subset of three objects i, j, k : weak stochastic transitivity, whereby

$$\Pr\{i \succ j\} > 0.5, \Pr\{j \succ k\} > 0.5 \Rightarrow \Pr\{i \succ k\} > 0.5,$$

i.e., we can deduce preferences only; strong stochastic transitivity, whereby

$$\Pr\{i \succ j\} > 0.5, \Pr\{j \succ k\} > 0.5 \Rightarrow \Pr\{i \succ k\} > \max\{\Pr\{i \succ j\}, \Pr\{j \succ k\}\},$$

i.e., we can deduce something about the probability; and linear transitivity, whereby

$$\Pr\{i \succ j\} = F(r_i - r_j), F : \mathbb{R} \rightarrow [0, 1], \frac{dF(x)}{dx} > 0, \forall x,$$

where $r_a \in \mathbb{R}$ is some *ability* of object a , $\forall a \in \{i, j, k\}$ e.g., if $F(x) = [1 + \exp(-x)]^{-1}$ then this is the Bradley-Terry model, so $\text{logit}(\Pr\{i \succ j\}) = r_i - r_j$, $\forall i \neq j \in \mathcal{I}$. Linear intransitivity is the strictest definition of transitivity and implies that given any three objects $i \neq j \neq k \in \mathcal{I}$, and two probabilities $p_{ij}^{(\text{BT})} = \Pr\{i \succ j\}$, $p_{ik}^{(\text{BT})} = \Pr\{i \succ k\}$, the probability $p_{jk}^{(\text{BT})} = \Pr\{j \succ k\}$ is completely determined by the other two probabilities. This will be proven in Section 3.

An immediate problem is in choosing which definition to use. Moreover, with any of the three definitions above there is no established measure of the magnitude of the intransitivity: the conditions are either satisfied or violated, with no reference as to how much they are violated by, so measuring the *amount* of intransitivity in a dataset is not currently well-defined. Typically in the literature, for example Makhijani and Ugander (2019), the amount of intransitivity in a dataset is measured by recording either the proportion of *intransitive triplets*, defined as the proportion of times that the empirical pairwise probabilities violate weak stochastic transitivity, or the proportion of *intransitive objects*, which is the proportion of objects that are involved in an intransitive triplet.

We define a more concrete definition of intransitivity and introduce a distance metric between the assumed probability of paired comparisons under a Bradley-Terry model, and the observed probability, such that for any given dataset the magnitude of the present intransitivity is unambiguous. A novel model is then developed, which is an extension to the Bradley-Terry model, and whose structure contains the flexibility to incorporate varying degrees of intransitivity, as defined by our measure, through interaction terms that are specific to each pair. In general with n objects there are $n(n-1)/2$ interactions, of which $n(n-3)/2$ are identifiable. Even in multiple round robin competitions this gives too many parameters to efficiently estimate, therefore we cluster the $n(n-1)/2$ values of intransitivity into K clusters.

Moreover, the n skills are separately clustered into $A+1 \leq n$ distinct skill clusters. Similarly to Masarotto and Varin (2012), which clustered skills in a Bradley-Terry model via a lasso-type procedure, our model forces objects with similar skills into the same skill cluster. This avoids over-interpretation of insignificant differences between objects’ skills and thus a misinformed ranking. In the Rock-Paper-Scissors competition above, with unbalanced numbers of matches per pair, the Bradley-Terry model would incorrectly impose some ranking on the objects. By appropriately choosing a single skill cluster, our model would correctly identify all objects as having equal ability.

Since both the intransitivity of the pairs of objects, as well as objects skills are being clustered, parsimony is achieved, with it being anticipated that typically $A + K < n$. Using a Bayesian hierarchical model, (A, K) are treated as unknown, and inference is conducted via a reversible jump Markov chain Monte Carlo (RJMCMC) algorithm. The model is shown to have an improved fit over a standard Bradley-Terry model out of sample in both simulated data and when applied American League Baseball.

The article is set out as follows. Section 2 displays examples of intransitivity in real life pairwise comparisons and introduces other approaches to model it. Section 3 then introduces our novel measure of intransitivity and our full Bayesian hierarchical modelling strategy and prior specifications. Section 4 covers the RJMCMC algorithm, and Sections 5 and 6 compare this model with the Bradley-Terry model and other competitor models, on simulated and American League baseball data respectively.

2 Literature on Intransitive Modelling

2.1 Justifications for the Presence of Intransitivity

Although much literature on intransitivity focuses on removing or “correcting” for the intransitivity (Skinner and Freeman, 2009; Kéri, 2011), it has been shown experimentally that intransitivity can be a real feature of a system which cannot be accounted for by errors or natural variation (Tversky, 1969; Montgomery, 1977; Lindman and Lyons, 1978). In recommender systems, some view intransitivity as arising due to the aggregation process from different judges’ underlying preferences, but that each judge’s underlying preferences are still transitive (Rendle et al., 2009; Pan and Chen, 2013). Other work recognizes that intransitivity may be systematic even in a *one judge system*, which is where our focus sits, and some model intransitivity as arising from both sources (Chen et al., 2017).

Systematic intransitivity even under a one judge system is observable not just in artificial constructions, such as dice games (De Schuymer et al., 2003) or quantum games in physics (Makowski and Piotrowski, 2006), but also occurs naturally, for example, in competition between bacteria (Reichenbach et al., 2007) or mating choices of lizards (Sinervo and Lively, 1996). Pahikkala et al. (2010) contains many more examples, and argues that violation of weak stochastic transitivity can occur in any situation where the best strategy in a given comparison depends on the strategy of the opponent. Given this, it would not be surprising to find cases of intransitivity in sports. In fact, by drawing parallels with social choice theory, Smead

(2019) provides a philosophical argument as to why intransitivity is not only unsurprising, but is particularly likely to occur in sports.

Many existing works support the violation of strong stochastic transitivity (Dixon and Coles, 1997; Carroll and De Soete, 1991); however, supporting the violation of weak stochastic transitivity, and therefore intransitive triplets (or cycles), is less common. Early examples include the work of Tsai and Böckenholt (2006), which uses a random effects model to capture intransitivity, and that of Pahikkala et al. (2010), which tackles the problem from a machine learning standpoint using kernel methods to estimate the intransitive relations.

2.2 Bradley-Terry Based Models

Several works attempt to generalise the Bradley-Terry model to capture intransitivity, making these the most similar to our approach. An early attempt is the 2-d Bradley-Terry model of Causeur and Husson (2005), which has $2n + n(n-1)/2$ free parameters. They include two skills $(r_{i,1}, r_{i,2}) \in \mathbb{R}^2$ for each object $i \in \mathcal{I}$, and also a binary matrix $\Sigma \in \mathbb{R}^{n \times n}$ which takes the value $\Sigma_{ij} = +1$ if i beats j in the majority of comparisons, and $\Sigma_{ij} = -1$ otherwise, and where Σ_{ij} is the (i, j) -th entry of Σ for any $i \neq j \in \mathcal{I}$. They use a logit function, similarly to the standard Bradley-Terry model, to map to probabilities based on Euclidean distance of skills, such that

$$\text{logit}(\Pr\{i \succ j\}) = \Sigma_{ij} \left((r_{i,1} - r_{j,1})^2 + (r_{i,2} - r_{j,2})^2 \right)^{\frac{1}{2}}.$$

This allows for intransitive relationships, but the discrete nature of the entries of Σ mean that the pairwise probabilities are sensitive to small changes in the data. For example, it may only require an object i to win one extra match against j , and suddenly the probabilities that i beats j and j beats i are completely reversed.

The blade-chest model of Chen and Joachims (2016) extends the Bradley-Terry model into d dimensions by incorporating so-called *blade* and *chest* vectors $\mathbf{b}_i, \mathbf{c}_i \in \mathbb{R}^d : i \in \mathcal{I}$ respectively for each player i . The blade-chest model has two variants: the blade-chest-distance (BCD) model, expressed as

$$\text{logit}\left(p_{ij}^{(BCD)}\right) := \|\mathbf{b}_j - \mathbf{c}_i\|_2^2 - \|\mathbf{b}_i - \mathbf{c}_j\|_2^2 + r_i - r_j,$$

and the blade-chest-inner (BCI) model is defined as

$$\text{logit}\left(p_{ij}^{(BCI)}\right) := \mathbf{b}_i^T \cdot \mathbf{c}_j - \mathbf{b}_j^T \cdot \mathbf{c}_i + r_i - r_j.$$

The intuition behind the model is that the blade and chest parameters of all the objects can be viewed as features on a d -dimensional latent space. Then, if an object i 's blade is close to object j 's chest, and simultaneously object i 's chest is far from object j 's blade, then object i has an additional advantage over object j . If $d \geq 2$ then it is simple to construct a latent space which represents a Rock-Paper-Scissors scenario, by placing the blade of Rock near the chest of Scissors, the blade of Scissors near the chest of Paper, and the blade of Paper near the chest of Rock. It follows that by increasing d , ever more complex relationships can be captured between the pairs of objects. Given n objects and $\mathbf{b}_i, \mathbf{c}_i \in \mathbb{R}^d$ for each object i , the model requires $2d(n-1)$ independent parameters. The \mathbf{r} parameters can be absorbed into the blade and chest parameters; however, the above parametrisation makes it clear that the Bradley-Terry model is a special case of the blade-chest model, when $\mathbf{b}_i = \mathbf{b}_j = \mathbf{c}_i = \mathbf{c}_j, \forall i, j \in \mathcal{I}$.

Duan et al. (2017) introduce a generalised model for intransitivity, with

$$\text{logit}\left(p_{ij}^{(G)}\right) = \boldsymbol{\mu}_i^T \Sigma \boldsymbol{\mu}_j + \boldsymbol{\mu}_i^T \Gamma \boldsymbol{\mu}_i - \boldsymbol{\mu}_j^T \Gamma \boldsymbol{\mu}_j,$$

where $\boldsymbol{\mu}_i \in \mathbb{R}^d$ is a d dimensional *strength* vector for object i , $\boldsymbol{\mu} := \{\boldsymbol{\mu}_i : i \in \mathcal{I}\}$, and $\Sigma, \Gamma \in \mathbb{R}^{d \times d}$ are so-called *transitive matrices*. The first matrix Σ represents the interactions between objects, and Γ controls how an individual object's strength components form the object's overall

strength. The number of parameters is $d(2d + n - 1)$, since there are two $d \times d$ matrices (Σ, Γ) and n d -dimensional vectors $\boldsymbol{\mu}$. They show that their model is a generalisation of the blade-chest and Bradley-Terry models. Specifically the BCI model arises when $\boldsymbol{\mu}_i = (\mathbf{b}_i, \mathbf{c}_i)$, $\boldsymbol{\mu}_j = (\mathbf{b}_j, \mathbf{c}_j)$, and $\|\boldsymbol{\mu}_i\|_2^2 = \|\boldsymbol{\mu}_j\|_2^2$, that is, the objects all have equal skill, and

$$\Sigma = \begin{bmatrix} 0 & I_{d/2} \\ -I_{d/2} & 0 \end{bmatrix},$$

where I_m is the $m \times m$ identity matrix, then $\boldsymbol{\mu}_i^T \Sigma \boldsymbol{\mu}_j = \mathbf{b}_i^T \cdot \mathbf{c}_j - \mathbf{b}_j^T \cdot \mathbf{c}_i$.

This model of Duan et al. (2017) contains fewer parameters than the blade-chest model when $d < n/2$, which is generally the case, and suggests that this model is less likely to over-fit than the blade-chest model. The degrees of freedom are further restricted by regularization, using an L_2 norm for the object parameters $\boldsymbol{\mu}$ and Frobenius norm for both transitivity matrices. The tuning parameters which control the degree of regularisation are selected via cross-validation.

Makhijani and Ugander (2019) introduced a majority vote model. Here, an object i has a vector of d skill attributes, such that $\boldsymbol{\mu}_i = (\mu_{i,1}, \dots, \mu_{i,d})$, where d is odd. Then, given a suitable choice of mapping function f , for example, logistic or Gaussian, define $q_{ij}^l = f(\mu_{i,l} - \mu_{j,l})$, $\forall l \in \{1, \dots, d\}$ to be the probability of i beating j based only on their l th attribute. Then, majority vote model says that the probability of i being preferred to j overall, is the probability that it wins across the majority of attributes. For example, with $d = 3$, then

$$\Pr\{i \succ j\} = q_{ij}^1 q_{ij}^2 q_{ij}^3 + (1 - q_{ij}^1) q_{ij}^2 q_{ij}^3 + q_{ij}^1 (1 - q_{ij}^2) q_{ij}^3 + q_{ij}^1 q_{ij}^2 (1 - q_{ij}^3).$$

One issue with this model is that it seems over parametrised with nd parameters, with $d \geq 3$ being required to ensure that one object is preferred over another. Note that with $d = 1$ the model would become a Bradley-Terry type model. This majority vote model could naturally be extended to incorporate draws, by having an even number of attributes.

It is possible to handle intransitivity without directly modelling it, for example, the Dixon-Coles model (Dixon and Coles, 1997). This model contains “attack” and “defence” parameters for each object, providing twice the degrees of freedom as the Bradley-Terry model, allowing it the flexibility to violate strong transitivity. But it does not contain the flexibility to violate weak transitivity, and so would still fail to model Rock-Paper-Scissors. It is not, however, the number of parameters that makes the Bradley-Terry model unable to describe intransitive comparisons, as we show in Section 3 that even with the same number of parameters, we are still able to describe intransitive comparisons in our model.

3 Modelling

3.1 Measure of Intransitivity

Our extension to the Bradley-Terry model, named the Intransitive Clustered Bradley-Terry (ICBT) model, embraces intransitivity in a parsimonious way. Given a set of objects \mathcal{I} , with $|\mathcal{I}| = n$, define the $n \times n$ matrix of the true pairwise probabilities to be \mathbf{P} , such that $\mathbf{P} = \{p_{ik} \in [0, 1], \forall i \neq k \in \mathcal{I}\}$, where $p_{ik} = \Pr\{i \succ k\}$, $\forall i \neq k \in \mathcal{I}$ as previously, and the diagonal entries of \mathbf{P} are not defined since they are never required. The standard Bradley-Terry model aims to find a set of skills denoted by $\mathbf{r} := \{r_i \in \mathbb{R} : i \in \mathcal{I}\}$, such that the likelihood of observations is maximised under the model that

$$p_{ik}^{(\text{BT})} := \frac{1}{1 + \exp(r_k - r_i)}, \quad \forall i \neq k \in \mathcal{I}. \quad (1)$$

Our data \mathbf{x} comprises a set of \mathcal{C} paired comparisons where if objects i_c, j_c are involved in comparison $c \in \mathcal{C}$, then $x_{i_c j_c} = 1$ if $i_c \succ j_c$ and 0 otherwise. Most commonly \mathbf{r} is estimated via

maximum likelihood estimation, such that $\mathbf{r} = \operatorname{argmax}_{\mathbf{r}} \ell(\mathbf{x}|\mathbf{r})$, and

$$\ell(\mathbf{x}|\mathbf{r}) = \sum_{c \in \mathcal{C}} x_{icjc} \log(p_{ij}^{(\text{BT})}) + (1 - x_{icjc}) \log(1 - p_{ij}^{(\text{BT})}), \quad (2)$$

but of course Bayesian inference is also possible given a suitable prior, for example, Gaussian. Actually, there is an identifiability issue here because adding some constant to all skill parameters results in the same model. To resolve this, we fix one skill parameter, $r_1 = 0$, and so in fact $\mathbf{r} := \{r_1 = 0, \{r_i \in \mathbb{R} : i \in \mathcal{I} \setminus \{1\}\}\}$.

Under this model assumption (1), the Bradley-Terry model assumes linear transitivity. This assumption constrains the pairwise probabilities of the model such that, given $p_{ij}^{(\text{BT})}$ and $p_{jk}^{(\text{BT})}$ for any $i \neq j \neq k \in \mathcal{I}$, the probability

$$p_{ik}^{(\text{BT})} = P_T(p_{ij}^{(\text{BT})}, p_{jk}^{(\text{BT})}) := \frac{p_{ij}^{(\text{BT})} p_{jk}^{(\text{BT})}}{1 + 2p_{ij}^{(\text{BT})} p_{jk}^{(\text{BT})} - (p_{ij}^{(\text{BT})} + p_{jk}^{(\text{BT})})},$$

is completely determined, and is independent of the choice of *bridge* object j . Therefore, there can be no interaction that is specific to the pair $\{i, k\}$, that is not already captured between all other pairs $\{i, j\}, \{j, k\}, \forall j \neq i, k \in \mathcal{I}$.

If the true probability of preference $i \succ k : i \neq k \in \mathcal{I}$ is given as some function of their Bradley-Terry probability $f : \{[0, 1], \mathbb{R}\} \rightarrow [0, 1]$, where f is identified in Section 3.2, and the intransitivity of the pair $\{i, k\}$, θ_{ik} , then

$$p_{ik} := f(p_{ik}^{(\text{BT})}, \theta_{ik}), \quad \forall i \neq k \in \mathcal{I}, \quad (3)$$

where the intransitivity

$$\theta_{ik} := \log\left(\frac{p_{ik}/(1 - p_{ik})}{p_{ik}^{(\text{BT})}/(1 - p_{ik}^{(\text{BT})})}\right) \quad (4)$$

is the measure of displacement of the true probabilities from the Bradley-Terry probabilities and defines the amount of intransitivity between the pair of objects $\{i, k\}$, where a value of $\theta_{ik} = 0$ indicates that the comparison is transitive, i.e., the pairwise probabilities could be modelled by the Bradley-Terry model. The intransitivity θ_{ik} , has rotational symmetry, that is

$$\theta_{ki} = \log\left(\frac{p_{ki}/(1 - p_{ki})}{p_{ki}^{(\text{BT})}/(1 - p_{ki}^{(\text{BT})})}\right) = \log\left(\frac{(1 - p_{ik})/p_{ik}}{(1 - p_{ik}^{(\text{BT})})/p_{ik}^{(\text{BT})}}\right) = -\theta_{ik}, \quad \forall i \neq k \in \mathcal{I}, \quad (5)$$

so we only need to find $\{\theta_{ik}, \forall i > k \in \mathcal{I}\}$, to completely define $\{\theta_{ik}, \forall i \neq k \in \mathcal{I}\}$.

The function f in expression (3) is to be determined, such that the true probabilities are some function of the Bradley-Terry probabilities, and some adjustment due to intransitivity, and moreover that $f(x, 0) = x$, $x \in [0, 1]$, so that in the special case of a completely transitive comparison, this intransitive Bradley-Terry model reduces to the standard Bradley-Terry model.

3.2 Model definitions

In our ICBT model, we assume that the Bradley-Terry modelling assumption (1) is correct for a group of linearly transitive pairs of objects \mathcal{J}_T , meaning, for this group of pairs of objects $\mathcal{J}_T \subseteq \{\{i, k\} : i \neq k \in \mathcal{I}\}$, the true pairwise probabilities between any pair in the set \mathcal{J}_T are given by the Bradley-Terry probabilities, defined by equation (1), that is, $p_{ik} = p_{ik}^{(\text{BT})}$, for all $\{i, k\} \in \mathcal{J}_T$. Then, for any $\{i, k\} \in (\mathcal{I} \times \mathcal{I}) \setminus \mathcal{J}_T$, any deviation of the true probabilities \mathbf{P} from the assumed probabilities under the Bradley-Terry model must be due to some amount of intransitivity.

To find the function f in equation (3), equation (4) can be simply rearranged which gives

$$p_{ik} = \frac{p_{ik}^{(BT)} \exp(\theta_{ik})}{p_{ik}^{(BT)} \exp(\theta_{ik}) + 1 - p_{ik}^{(BT)}}. \quad (6)$$

Of course, underpinning this model is the Bradley-Terry model, and so for any pair $\{i, k\}$, equation (6) can be re-written as

$$p_{ik} = \frac{1}{1 + \exp(-[\theta_{ik} + r_i - r_k])}. \quad (7)$$

Thus far, the model contains the flexibility to completely describe $\mathbf{P} = \{p_{ik}, \forall i \neq k \in \mathcal{I}\}$ since in \mathbf{P} there are $n(n-1)/2$ degrees of freedom, because $p_{ki} = 1 - p_{ik}$, but the model contains $n(n-1)/2 + n$ parameters: $n(n-1)/2$ values of intransitivity between pairs, and n skill parameters from \mathbf{r} , and thus the model will over-fit. To rectify this the model restricts the total number of degrees of freedom, by restricting both the number of intransitivity values to only $K \leq n(n-1)/2$ unique values and restricting the number of unknown skill values to be $A < n$, where $A + K < n(n-1)/2$ and ideally $A + K \ll n(n-1)/2$.

Firstly, consider the $A + 1$ unique *skill values*, which ensures parsimony in the model, by clustering the object skills \mathbf{r} (Varin et al., 2016). Recall that in the Bradley-Terry model one object's skill must be fixed, and here it is chosen that $r_1 = 0$ so there are only A unknown *skill levels*, $\boldsymbol{\phi} \in \mathbb{R}^A$. By defining the labels of the set of skill levels to be $\mathcal{A} := \{-A_-, \dots, 0, \dots, A_+\}$ with A_+ being the number of skill levels which are greater than 0 and A_- the number of skill levels less than 0 such that $A_- + A_+ + 1 = A + 1 = |\mathcal{A}| \leq n$, we impose the equivalent condition in our model by fixing the skill level with label $\{0\}$ to be $\phi_0 = 0$, and fixing object 1 to always be allocated to this cluster. The possible skill values an object can take are therefore defined as

$$\{\phi_0 = 0, \boldsymbol{\phi} := \{\phi_a \in \mathbb{R}, \forall a \in \mathcal{A} \setminus \{0\}\} : \phi_{-A_-} < \dots < \phi_0 < \dots < \phi_{A_+}\},$$

where $\boldsymbol{\phi}$ are the unknown *skill levels*, and the ordering helps with label switching problems in the inference. The *skill cluster allocation* of object i is defined by

$$\mathbf{y}_{\{i\}} := \begin{cases} \{y_{\{i\},s} \in \{0,1\} : s \in \mathcal{A}, \sum_{s \in \mathcal{A}} y_{\{i\},s} = 1\}, & \forall i \in \mathcal{I} \setminus \{1\}, \\ \{y_{\{1\},s} \in \{0,1\} : s \in \mathcal{A} : y_{\{1\},0} = 1, y_{\{1\},s} = 0 : s \neq 0\}, & \text{if } i = \{1\} \end{cases} \quad (8)$$

so that $y_{\{i\},s} = 1$ if the object i belongs to skill cluster s , and $y_{\{i\},s} = 0$ otherwise, and object $\{1\}$ is always in the cluster with skill level $\phi_0 = 0$. The set $\mathbf{Y} := \{\mathbf{y}_{\{i\}} : i \in \mathcal{I} \setminus \{1\}\}$ then contains all the object skill cluster allocations. Therefore, by defining $\mathcal{S}_{\{i\}}(\mathbf{Y}) := \operatorname{argmax}_s y_{\{i\},s}, \forall i \in \mathcal{I}$, then the object skills can be written as

$$r_i = f_r(\boldsymbol{\phi}, \mathbf{Y}, i) := \phi_{\mathcal{S}_{\{i\}}(\mathbf{Y})}, \forall i \in \mathcal{I}. \quad (9)$$

It is possible that $\exists a \in \mathcal{A} : \mathcal{S}_{\{i\}}(\mathbf{Y}) \cap a = \{\emptyset\}, \forall i \in \mathcal{I}$, that is, there exists empty clusters; however, this is necessary and will be dealt with in the inference.

Now consider the K unique values of intransitivity. This creates clusters of pairs of objects, such that the pairs are clustered according to their intransitivity. Additionally, there is the *completely transitive cluster*, which is a cluster made up of the set of pairs \mathcal{J}_T , all of which have intransitivity $\theta_0 = 0$. Because of the rotational symmetry, and the completely transitive cluster, these K unique levels of intransitivity result in $2K + 1$ clusters of pairs of objects, such that the pairs are clustered according to the amount of intransitivity they express. Formally, let

$$\boldsymbol{\theta}_{\mathcal{K}} := \{\theta_0 = 0, \boldsymbol{\theta} = \{\theta_k \in \mathbb{R}_+, \forall k \in \mathcal{K}\} : 0 < \theta_1 < \dots < \theta_K\},$$

where $\mathcal{K} = \{1, \dots, K\}$ and the levels of intransitivity are ordered from smallest to largest. The value $\theta_0 = 0$ allows the pairs of objects in this cluster to always be fixed to have complete transitivity, which ensures that this model is a generalisation of the Bradley-Terry model, although

it is possible that this cluster may be empty, i.e., no pairs of objects belong to this cluster and so $\mathcal{J}_T = \{\emptyset\}$. The *levels of intransitivity*, $\boldsymbol{\theta}$, contain the set of positive values of intransitivity which, due to symmetry and the completely transitive cluster with cluster value θ_0 , then define the full $2K + 1$ possible values of intransitivity between any pair of objects.

As well as the skills, the intransitivity parameters require additional constraints in order to ensure full parameter identifiability. These required constraints are not as immediately obvious as the constraints on the object skills, but are defined in Proposition 1, see Appendix A for the proof.

Proposition 1 *The intransitivity parameters are identifiable if and only if there exists a set of pairs which form a connected graph, whose intransitivity parameters are fixed.*

For simplicity, we choose that $\theta_{ij} = 0$, $\forall (i, j) : i = 1, j \in \mathcal{I} \setminus \{1\}$, that is, all pairs involving object 1 have intransitivity set to 0. This assumes that there exists a comparison between object 1 and all other objects, and will be discussed further in Section 7. This condition as well as the constraint on $r_1 = 0$ provides full identifiability for the model.

Given this, we define the intransitivity cluster allocation of a given pair $\{i, k\}$ as

$$\mathbf{z}_{\{i,k\}} := \begin{cases} \left\{ z_{\{i,k\},s} \in \{0,1\} : s \in \{-K, \dots, 0, \dots, K\}, \sum_{s=-K}^K z_{\{i,k\},s} = 1 \right\} & \forall i > k \in \mathcal{I} \setminus \{1\} \\ \left\{ z_{\{i,1\},s} \in \{0,1\} : s \in \{-K, \dots, 0, \dots, K\}, z_{\{i,1\},0} = 1, z_{\{i,1\},s} = 0 : s \neq 0, \right\} & \text{if } k = 1, \end{cases} \quad (10)$$

where $z_{\{i,k\},s} = 1$ if the pair $\{i, k\}$ is in the cluster labelled s , and $z_{\{i,k\},s} = 0$ otherwise. From definition (10), the clusters are labelled from $-K$ to K , where a cluster labelled $k \in \{1, \dots, K\}$ has cluster level θ_k , a cluster labelled $k \in \{-K, \dots, -1\}$ has cluster level $-\theta_{-k}$, and a cluster with label 0 has cluster level $\theta_0 = 0$. The set $\mathbf{Z} := \{\mathbf{z}_{\{i,k\}}, \forall i > k \in \mathcal{I}\}$ then defines all the cluster allocations for all pairs $i \neq k \in \mathcal{I}$, because of the rotational symmetry. For example, if $z_{\{i,k\},K} = 1$, then the pair $\{i, k\}$ belongs to the cluster with label K , whose cluster level is the largest level of intransitivity θ_K , and this enforces that the pair $\{k, i\}$ belongs to cluster $-K$ and has the smallest level of intransitivity $-\theta_K$. If

$$\mathcal{S}_{\{i,k\}}(\mathbf{Z}) := \begin{cases} \operatorname{argmax}_s z_{\{i,k\},s} & \text{if } i > k, \\ -\operatorname{argmax}_s z_{\{k,i\},s} & \text{if } i < k, \end{cases} \quad (11)$$

is the cluster allocation of the pair $\{i, k\}$, then the level of intransitivity for a pair $\{i, k\}$, θ_{ik} can be redefined as

$$\theta_{ik} = f_{\theta}(\boldsymbol{\theta}, \mathbf{Z}, \{i, k\}) := \theta_{\mathcal{S}_{\{i,k\}}(\mathbf{Z})} \mathbb{1}\{\mathcal{S}_{\{i,k\}}(\mathbf{Z}) \geq 0\} - \theta_{-\mathcal{S}_{\{i,k\}}(\mathbf{Z})} \mathbb{1}\{\mathcal{S}_{\{i,k\}}(\mathbf{Z}) < 0\}, \quad (12)$$

where $\mathbb{1}$ is the indicator function, and remembering that $\theta_0 = 0$.

The full model can be written either in terms of equation (7), noting that the parameters will be clustered, or can be written in terms of the levels and the cluster allocations,

$$p_{ik} = \frac{1}{1 + \exp(-[f_{\theta}(\boldsymbol{\theta}, \mathbf{Z}, \{i, k\}) + f_r(\boldsymbol{\phi}, \mathbf{Y}, i) - f_r(\boldsymbol{\phi}, \mathbf{Y}, k)])}. \quad (13)$$

Therefore the ICBT model is completely defined by $\boldsymbol{\psi} = \{\boldsymbol{\phi} = \{\phi_a : a \in \mathcal{A} \setminus \{0\}\}, \boldsymbol{\theta} = \{\theta_k : k \in \mathcal{K}\}\}$, with the expectation that $|\boldsymbol{\psi}| = A + K \ll n^2$.

Our earlier example of a deterministic game of Rock-Paper-Scissors could then be modelled simply with $A = 0$ such that $r_r = r_p = r_s = \phi_0 = 0$, and $K = 1$ such that $\theta_{rs} = \theta_{sp} = \theta_{pr} = \theta_1$ and $\theta_{sr} = \theta_{ps} = \theta_{rp} = -\theta_1$, $\theta_1 = \infty$, where r, p, s subscripts represent Rock, Paper and Scissors, respectively. Thus, the game is perfectly modelled with three parameters ($A = 0, K = 1, \theta_1 = \infty$).

3.3 Model Interpretation

In the Bradley-Terry model, the skill parameters can simply be ordered to give a rank since a greater skill always results in higher win probabilities against all other objects. In our ICBT model this is not the case, because both the intransitivity parameters of each pair and the skill parameters of the objects impact the win probability between any pair. However, below we present two intuitive methods for determining overall ability, and therefore ranking.

Firstly, if $p_{ij} = \Pr\{i \succ j\}$ is the probability of an object i beating object j according to our model, then we can rank the objects by ordering

$$\mathbf{p} := \left\{ p_i := \frac{1}{n-1} \sum_{j \in \mathcal{I}: j \neq i} p_{ij} : i \in \mathcal{I} \right\}, \quad (14)$$

that is, p_i is the average probability of object i beating any other object $j \neq i \in \mathcal{I}$.

Secondly, if we consider the intransitivity between an object i and an opposing object $j \neq i$ as some “boost” which contributes to the overall ability (which could be negative), then the overall ability a_i of object i could be defined by

$$a_i := r_i + \frac{1}{n} \sum_{j \in \mathcal{I}} \theta_{ij}, \text{ where } \theta_{ii} = 0, \forall i \in \mathcal{I}, \quad (15)$$

that is, the object skill plus its average intransitivity level. By averaging the “boost” across all opponents we estimate the “average boost”, which contributes to the object’s skill r_i . In fact, definition (15) is equivalent to the Bradley-Terry definition of ‘ability’. Consider that a Bradley-Terry model gives

$$\frac{1}{n} \sum_{j \in \mathcal{I}} \text{logit} \left(p_{ij}^{(BT)} \right) = r_i - \frac{1}{n} \sum_{j \in \mathcal{I}} r_j, \quad (16)$$

and in our model

$$\frac{1}{n} \sum_{j \in \mathcal{I}} \text{logit} (p_{ij}) = r_i + \frac{1}{n} \sum_{j \in \mathcal{I}} \theta_{ij} - \frac{1}{n} \sum_{j \in \mathcal{I}} r_j = a_i - \frac{1}{n} \sum_{j \in \mathcal{I}} r_j, \quad (17)$$

then given definition (15), both (16) and (17) have the same form. Then a ranking can be formed by ordering the set of abilities $\mathbf{a} := \{a_i : i \in \mathcal{I}\}$.

We argue that the first method, using the probabilities \mathbf{p} to rank the objects, is more meaningful since it is directly associated with the pairwise probabilities, the modelling of which is our ultimate aim. Moreover, it was found that this method correlates more closely with the Bradley-Terry abilities. Both methods are discussed in the baseball application in Section 6.

Due to the intransitivity levels being fixed to 0 for all pairs of objects involving object 1, an adjustment is required to get a more interpretable value of intransitivity between the pairs. We define the adjusted intransitivity to be

$$\theta_{ij}^* := \text{logit} (p_{ij}) - \text{logit} \left(p_{ij}^{(BT)} \right) = \theta_{ij} + r_i - r_j - \left(r_i^{(BT)} - r_j^{(BT)} \right), \quad (18)$$

that is, the difference between the logits of the pairwise probability between our ICBT model and the Bradley-Terry model.

Of course, the inferences produced by any model is only meaningful if the model itself is accurate. The accuracy of the model is measured in terms of how well the model fits out of sample. Let \mathcal{C}_s be our sample dataset on which the model is fitted, and let \mathcal{C}_t be the test dataset on which the our model performance is analysed, such that $\mathcal{C}_s \cup \mathcal{C}_t = \mathcal{C}$ and $\mathcal{C}_s \cap \mathcal{C}_t = \emptyset$. We mainly use log-loss $l(\mathbf{x}_t)$ for a given test dataset \mathbf{x}_t to measure model performance, where

$$l(\mathbf{x}_t) = -\frac{1}{|\mathcal{C}_t|} \sum_{c \in \mathcal{C}_t} (x_c \log(\hat{p}_{icjc}) + (1 - x_c) \log(1 - \hat{p}_{icjc})), \quad (19)$$

where \hat{p}_{ij} is the point estimate of p_{ij} based on the training dataset of comparisons \mathcal{C}_s and $\mathbf{x}_{\mathcal{C}_t} := \{x_c : c \in \mathcal{C}_t\}$ is the set of test data, where the notation is as used in expression for the likelihood (20). Log-loss is equivalent to the average negative log-likelihood per observation on the test data, and is used in Sections 5 and 6 to evaluate the accuracy of our model.

4 Inference

4.1 Likelihood

The data, $\mathbf{x} := \{x_c : c \in \mathcal{C}\}$, are binary with \mathcal{C} being the set of total observed pairwise comparisons. If i is preferred to j , denoted by $i \succ j$, then $x_c = 1$ if $i_c \succ j_c$, and $x_c = 0$ otherwise, where $i_c, j_c \in \mathcal{I}$ are the objects being compared in comparison c . Then, the log likelihood for the ICBT model is

$$\ell(\mathbf{x}|\boldsymbol{\phi}, \mathbf{Y}, A, \boldsymbol{\theta}, \mathbf{Z}, K) = \sum_{c \in \mathcal{C}} [x_c \log(p_{i_c j_c}) + (1 - x_c) \log(1 - p_{i_c j_c})], \quad (20)$$

where $p_{i_c j_c}$ is given by the ICBT model for all $c \in \mathcal{C}$ and is calculated from the set of parameters $(\boldsymbol{\phi}, \mathbf{Y}, A, \boldsymbol{\theta}, \mathbf{Z}, K)$. As shown above, all pairs' intransitivities $\{\theta_{ik} : i \neq j \in \mathcal{I}\}$ can be found using the intransitivity levels $\boldsymbol{\theta}$ and the cluster allocations \mathbf{Z} using $\theta_{ij} = f_{\theta}(\boldsymbol{\theta}, \mathbf{Z}, \{i, j\})$, equation (12), which contains all the information for the intransitivity between all pairs of objects, so it is only necessary to do inference on these parameters, rather than the full $2K + 1$ separate clusters. Therefore from here onwards the term *intransitivity levels* refers only to those K values which have positive intransitivity. Similarly, any individual object's skill $r_i \forall i \in \mathcal{I}$ can be found from knowing the ability levels $\boldsymbol{\phi}$ and the cluster allocations \mathbf{Y} , using $r_i = f_r(\boldsymbol{\phi}, \mathbf{Y}, i)$, see equation (9).

We formulate a Bayesian hierarchical model, which treats both K and A as unknown parameters, thus accounting for uncertainty in the number of clusters. The posterior is therefore written as

$$\pi(\boldsymbol{\phi}, \mathbf{Y}, A, \boldsymbol{\theta}, \mathbf{Z}, K | \mathbf{x}) \propto L(\mathbf{x} | \boldsymbol{\phi}, \mathbf{Y}, A, \boldsymbol{\theta}, \mathbf{Z}, K) \pi(\boldsymbol{\phi}, \mathbf{Y}, A, \boldsymbol{\theta}, \mathbf{Z}, K)$$

where $L(\cdot) = \exp(\ell(\cdot))$ is the likelihood and $\pi(\boldsymbol{\phi}, \mathbf{Y}, A, \boldsymbol{\theta}, \mathbf{Z}, K)$ is the prior.

4.2 Prior Specification

Now formulating the prior, we make the assumption that $\mathbf{Z} \perp \boldsymbol{\theta} | K$ that is, the intransitivity level allocations and intransitivity levels are independent from one another given the number of intransitivity levels K . Likewise, it is assumed that $\mathbf{Y} \perp \boldsymbol{\phi} | A$, that is, the skill level allocations and skill levels are independent from one another given the number of skill levels A . Furthermore, we assume that the clustering of the objects' skills and the clustering of the pairs' intransitivities are independent systems, that is, $A \perp K$, $\boldsymbol{\phi} \perp \boldsymbol{\theta}$, and $\mathbf{Y} \perp \mathbf{Z}$. This means that the prior specification for the two features we are clustering, skills and intransitivities, can be approached separately.

Consider first then the prior specification for the clustering of the intransitivity values of the pairs. Remember that the range of labels $\mathbf{z}_{\{i,j\}}, \forall i > j \in \mathcal{I} \setminus \{1\}$ are in $\{-K, \dots, K\}$, and also that $\mathbf{z}_{\{i,1\}}, \forall i \in \mathcal{I} \setminus \{1\}$ (and by symmetry $\mathbf{z}_{\{1,j\}}, \forall j \in \mathcal{I} \setminus \{1\}$ too) are fixed in the transitive level $\{0\}$ for identifiability purposes, see Section 3.2. Let the prior on the cluster allocation be

$$\mathbf{z}_{\{i,j\}} | \boldsymbol{\omega}_K \sim \text{multinomial}(1, \boldsymbol{\omega}_K), \quad \forall i > j \in \mathcal{I} \setminus \{1\},$$

where $\boldsymbol{\omega}_K$ is on $\{-K, \dots, K\}$ such that

$$\boldsymbol{\omega}_K = \left\{ \omega_{K,s} \in [0, 1] : s \in \{-K, \dots, K\}, \sum_{s=-K}^K \omega_{K,s} = 1 \right\}.$$

Define the set of allocations to the intransitivity cluster of the free pairs $\{(i, j) : i > j \in \mathcal{I} \setminus \{1\}\}$, to be $\mathbf{Z} := \{\mathbf{z}_{\{i,j\}} : i > j \in \mathcal{I} \setminus \{1\}\}$. Then, the distribution of $\mathbf{Z} | (\boldsymbol{\omega}_K, K)$ is assumed independent over all pairs $i > j \in \mathcal{I} \setminus \{1\}$, i.e.,

$$f(\mathbf{Z} | \boldsymbol{\omega}_K, K) = \frac{\left(\sum_{k=-K}^K |\mathbf{b}_k|\right)!}{\prod_{k=-K}^K |\mathbf{b}_k|!} \prod_{s=-K}^K \omega_{K,s}^{|\mathbf{b}_s|},$$

where $\mathbf{b}_k = \{(i, j) : i > j \in \mathcal{I} \setminus \{1\} : z_{\{i,j\},k} = 1\} \forall k \in \{-K, \dots, K\}$ is the set of allocated pairs of objects belonging to cluster k , with $z_{\{i,j\},k}$ defined in equation (10). We set $\boldsymbol{\omega}_K | K \sim \text{Dirichlet}(\boldsymbol{\gamma}_K)$ to come from $2K + 1$ dimensional Dirichlet prior distribution, and $\boldsymbol{\gamma}_K \in \mathbb{R}_+^{2K+1}$ is a hyper parameter vector to be selected. For an uninformative prior, we set $\boldsymbol{\gamma}_K = \gamma_K \mathbf{1}_{2K+1}$ where $\mathbf{1}_{2K+1}$ is a the vector of ones of length $2K + 1$ and $\gamma_K \in \mathbb{R}_+$. In this case, the $\boldsymbol{\omega}_K$ parameter can be marginalised out, by

$$\begin{aligned} f(\mathbf{Z} | \gamma_K, K) &= \int_{\boldsymbol{\omega}_K} f(\mathbf{Z} | \boldsymbol{\omega}_K, K) f(\boldsymbol{\omega}_K | \gamma_K, K) d\boldsymbol{\omega}_K \\ &= \frac{\left(\sum_{k=-K}^K |\mathbf{b}_k|\right)!}{\prod_{k=-K}^K |\mathbf{b}_k|!} \frac{\Gamma((2K+1)\gamma_K)}{\Gamma(\gamma_K)^{2K+1}} \frac{\prod_{k=-K}^K \Gamma(\gamma_K + |\mathbf{b}_k|)}{\Gamma\left((2K+1)\gamma_K + \sum_{k=-K}^K |\mathbf{b}_k|\right)} \end{aligned} \quad (21)$$

where integration on $\boldsymbol{\omega}_K$ is taken over the $2K + 1$ simplex. This is referred to as a Dirichlet-Multinomial Allocation (DMA) prior.

The prior for K is a Poisson (λ_K) distribution with probability mass function

$$g_0(k | \lambda_K) = \frac{\lambda_K^k \exp(-\lambda_K)}{k!} : k = 0, 1, 2, \dots,$$

so that $\mathbb{E}[K | \lambda_K] = \lambda_K$, with $\lambda_K > 0$. Note that $K = 0$ is feasible, as this corresponds to the BT model since $\boldsymbol{\theta} | (K = 0) = \emptyset$ and so only the transitive cluster exists, that is $\boldsymbol{\theta}_K | (K = 0) = \boldsymbol{\theta}_0$, and $\{i, j\} \in \mathcal{J}_T$, $\forall i \neq j \in \mathcal{I}$, so all pairs belong to the transitive cluster \mathcal{J}_T .

As the $\boldsymbol{\theta}$ elements are ordered in increasing order and are positive, the prior on the $\boldsymbol{\theta}$ parameters is taken to be the joint distribution of K order statistics drawn from independent Gamma random variables, such that

$$h_0(\boldsymbol{\theta} | K) = K! \prod_{i=1}^K h_0(\theta_i | \alpha, \beta), \text{ with } 0 < \theta_1 < \dots < \theta_K, K \geq 1,$$

and where

$$h_0(x | \alpha, \beta) = \frac{\beta^\alpha}{\Gamma(\alpha)} x^{\alpha-1} \exp(-\beta x), \quad x > 0, \quad (22)$$

and $\alpha, \beta > 0$, and for completeness let $h_0(\boldsymbol{\theta} | K = 0) = 1$.

Now consider the prior for the clustering of the skill levels. The set of other skill cluster allocations is taken to be

$$\mathbf{Y} := \{\mathbf{y}_{\{i\}} | \boldsymbol{\omega}_A \sim \text{multinomial}(1, \boldsymbol{\omega}_A), \forall i \in \{2, \dots, n\}\},$$

where $\boldsymbol{\omega}_A$ has domain on $\{-A_-, \dots, A_+\}$. The distribution of $\mathbf{y}_{\{i\}} | (\boldsymbol{\omega}_A, A)$ is assumed independent over all objects $i \in \mathcal{I} \setminus \{1\}$ such that

$$f(\mathbf{Y} | \boldsymbol{\omega}_A, A) = \prod_{i \in \mathcal{I} \setminus \{1\}} f(\mathbf{y}_{\{i\}} | \boldsymbol{\omega}_A, A),$$

where

$$\boldsymbol{\omega}_A = \left\{ \omega_{A,s} \in [0, 1] : s \in \{-A_-, \dots, A_+\}, \sum_{s=-A_-}^{A_+} \omega_{A,s} = 1 \right\}.$$

Again, $\boldsymbol{\omega}_A | (A, \gamma_A) \sim \text{Dirichlet}(\boldsymbol{\gamma}_A)$ is modelled to come from an $A + 1$ dimensional Dirichlet prior distribution, with $\boldsymbol{\gamma}_A = \gamma_A \mathbf{1}_{A+1}$ where $\mathbf{1}_{A+1}$ is the vector of ones of length $A + 1$ and $\gamma_A \in \mathbb{R}_+$. Marginalising out as in derivation (21), another DMA prior is obtained by integrating $\boldsymbol{\omega}_A$ over the $A + 1$ dimensional simplex. The prior density for the skill allocations is therefore given as

$$f(\mathbf{Y} | \gamma_A, A) = \frac{n!}{\prod_{a=-A_-}^{A_+} |\mathbf{c}_a|!} \frac{\Gamma(A\gamma_A) \prod_{a=-A_-}^{A_+} \Gamma(\gamma_A + |\mathbf{c}_a|)}{\Gamma(\gamma_A)^A \Gamma(A\gamma_A + n)}, \quad (23)$$

because $\sum_{a=-A_-}^{A_+} |\mathbf{c}_a| = n$, where $\mathbf{c}_a := \{i, \forall i \in \mathcal{I} \setminus \{1\} : \mathbf{y}_{\{i\},a} = 1\}$ is the set of objects belonging to skill cluster $a \in \mathcal{A}$.

The prior for the number of unknown skill levels A is taken to be a truncated Poisson distribution with parameter (λ_A) , $\lambda_A > 0$ with probability mass function

$$g_A(a | \lambda_A) = \frac{\lambda_A^a}{a!} \left(\sum_{i=0}^n \frac{\lambda_A^i}{i!} \right)^{-1} \quad a = 0, 1, \dots, n-1.$$

Similarly to $\boldsymbol{\theta}$, the prior choice for $\boldsymbol{\phi}$ is taken to be the joint distribution of order statistics of independent and identical $A + 1$ Gaussian random variables such that

$$\pi(\boldsymbol{\phi}) = (A + 1)! \prod_{a \in \mathcal{A} \setminus \{0\}} \pi(\phi_a) \text{ for } \phi_{A_-} < \dots < \phi_0 < \dots < \phi_{A_+},$$

where $\phi_a \sim \mathcal{N}(0, \nu_A^2) \forall a \in \mathcal{A} \setminus \{0\}$, and with $\nu_A \in \mathbb{R}_+$. The $(A + 1)!$ term arises as ϕ_0 can occur anywhere in the sequence of $\boldsymbol{\phi}$.

In summary, the prior $\pi(\boldsymbol{\phi}, \mathbf{Y}, A, \boldsymbol{\theta}, \mathbf{Z}, K)$ is equal to

$$(A + 1)! \left[\prod_{a \in \mathcal{A} \setminus \{0\}} \pi(\phi_a) \right] f(\mathbf{Y} | \gamma_A, A) g_0(A | \lambda_A) K! \left[\prod_{i=1}^K h_0(\theta_i | \alpha, \beta) \right] f(\mathbf{Z} | \gamma, K) g_0(K | \lambda_K), \quad (24)$$

where, $\lambda_K, \lambda_A, \gamma_K, \gamma_A, \nu_A$, and α, β are the hyper-parameters.

4.3 Reversible jump Markov chain Monte Carlo sampler

4.3.1 Overview

Inference is made via a reversible jump Markov chain Monte Carlo (RJMCMC) sampler (Green, 1995), which provides samples from the posterior distribution $\pi(\boldsymbol{\phi}, \mathbf{Y}, A, \boldsymbol{\theta}, \mathbf{Z}, K | \mathbf{x})$, that is, the intransitivity and skill levels, the allocations to the these levels, and the number of levels. The RJMCMC algorithm used is a split-merge sampler (Green and Richardson, 2001), which is adapted from the work of Ludkin (2020). The sampler comprises three separate moves: a standard MCMC Metropolis-Hastings move, which samples parameters $\boldsymbol{\phi}, \boldsymbol{\theta}$, and reallocates clusters \mathbf{Y}, \mathbf{Z} ; splitting or merging clusters; and adding or deleting empty clusters. Key strategic and complex elements of the algorithms are briefly discussed below, but for the full construction of the algorithm and how it is implemented, see Spearing and Tawn (2021), and in the text below.

There are two key characteristics in our ICBT model which require adaptations to be made to the standard split-merge sampler. Firstly, the vector of parameters $\boldsymbol{\theta}$ and $\boldsymbol{\phi}$ must be ordered in

order to maintain identifiability. Secondly, symmetry is imposed on the intransitivity parameters θ , such that $\theta_{ik} = -\theta_{ki}$. Additionally to ensure efficient converge of the algorithm a targeted initialisation routine was introduced as a precursor to the main RJMCMC algorithm. Novel aspects of these three elements are discussed below.

4.3.2 Ordering

We have to deal with ordered parameters of ϕ , and specifically ordered positive parameters of θ . This is made possible via a suitable *matching function* equation (25),

$$y(x|\theta_{k-1}, \theta_{k+1}) = \text{logit} \left(\frac{x - \theta_{k-1}}{\theta_{k+1} - \theta_{k-1}} \right), \quad k \in \{1, \dots, K\}, \quad x \in (\theta_{k-1}, \theta_{k+1}). \quad (25)$$

Essentially, each parameter is bounded from above and below, for example, $\theta_k \in [\theta_{k-1}, \theta_{k+1}]$. The matching function then serves as a transformation to the real numbers, that is $y : [\theta_{k-1}, \theta_{k+1}] \rightarrow \mathbb{R}$. In this transformed space, updates can be made without worrying about the bounds, before being transformed back to their bounded space via the inverse of the matching function, $y^{-1} : \mathbb{R} \rightarrow [\theta_{k-1}, \theta_{k+1}]$. In the case of the standard MCMC updates for θ_k , a simple random walk is used on the transformed space.

For the reversible jump moves, for example a split of an intransitivity level, an *auxiliary variable* $u \sim \sigma \chi_1^2$, for $\sigma > 0$, is introduced, which is then added (and subtracted) to the transformed intransitivity level to give the proposed upper (and lower) transformed intransitivity levels, respectively, such that

$$y(\theta'_{k'+1}|\theta_{k-1}, \theta_{k+1}) = y(\theta_k|\theta_{k-1}, \theta_{k+1}) + u \quad (26)$$

$$y(\theta'_{k'}|\theta_{k-1}, \theta_{k+1}) = y(\theta_k|\theta_{k-1}, \theta_{k+1}) - u. \quad (27)$$

After a retransformation back to the original scale, this gives values of the lower and upper proposed intransitivity levels $\theta'_{k'}$ and $\theta'_{k'+1}$, with $\theta_{k-1} < \theta'_{k'} < \theta'_{k'+1} < \theta_{k+1}$, as

$$\theta'_{k'} = \begin{cases} \frac{\theta_{k-1} + \theta_{k+1} \exp(-u)(\theta_k - \theta_{k-1}) / (\theta_{k+1} - \theta_k)}{1 + \exp(-u)(\theta_k - \theta_{k-1}) / (\theta_{k+1} - \theta_k)} & \text{if } k' \neq 0' \\ 0 & \text{if } k' = 0' \end{cases} \quad (28)$$

$$\theta'_{k'+1} = \frac{\theta_{k-1} + \theta_{k+1} \exp(u)(\theta_k - \theta_{k-1}) / (\theta_{k+1} - \theta_k)}{1 + \exp(u)(\theta_k - \theta_{k-1}) / (\theta_{k+1} - \theta_k)}, \quad (29)$$

so that in general the proposed intransitivity levels are $\theta' = \{\theta_0, \dots, \theta_{k-1}, \theta'_{k'}, \theta'_{k'+1}, \theta_{k+1}, \dots, \theta_K\}$, where this notation indicates that the split clusters are always consecutive. Thus equations (28) and (29) ensure parameters stay ordered, even in reversible jump moves. Note that the transitive cluster can be split, where the bounds for the matching function (25) are given as $\theta_0 \in [\theta_{-1}, \theta_1]$; however, in this case one of the proposed intransitivity levels must be 0, to maintain the generalisation to a Bradley-Terry model. That is, if $k = 0$, then the lower proposed level must be $\theta'_{0'} = 0$, but the level $\theta'_{1'}$ follows the same rules as for the general case, equation (29), and the proposed levels are given as $\theta' = \{\theta'_{0'}, \theta'_{1'}, \theta_2, \dots, \theta_K\}$. We need to define θ_{K+1} so that θ_K has an upper bound according to the matching function (25). To provide this bound, define

$$\theta_{K+1} := \theta_K + (\theta_K - \theta_{K-1}) = 2\theta_K - \theta_{K-1},$$

such that the theoretical $(K+1)$ th level is reflected around θ_K .

Once the new levels have been proposed, allocations to these levels are then considered. Let $\mathbf{b}_k = \{\{i, j\}, \forall i > j \in \mathcal{I} \setminus \{1\} : z_{\{i, j\}, k} = 1\}$ denote the set of pairs $i > j \in \mathcal{I} \setminus \{1\}$ of objects which belong to the cluster-to-be-split, i.e., $k \neq 0$, which for now we assume is not the transitive

cluster. The cluster allocations to the two proposed split levels are selected at random. Therefore the probability of the cluster allocation, given that cluster $k \neq 0$ has been split, is given as

$$q(\mathbf{Z}') = \left(\frac{|\mathbf{b}_k|!}{|\mathbf{b}'_{k'}|! |\mathbf{b}'_{k'+1}|!} \right) 2^{-(|\mathbf{b}_k|)} \left(\frac{|\mathbf{b}_{-k}|!}{|\mathbf{b}'_{-k'}|! |\mathbf{b}'_{-(k'+1)}|!} \right) 2^{-(|\mathbf{b}_{-k}|)}$$

where the factorial terms appear since all possible combinations of allocations must be considered, and remembering that cluster $-k$ will also be split into clusters $-k'$ and $-k' - 1$ with intransitivity levels $\theta'_{-k'} = -\theta'_{k'}$ and $\theta'_{-k'-1} = -\theta'_{k'+1}$ due to the symmetry of the intransitivity levels. The proposed number of clusters is of course $K' = K + 1$.

To split a skill level, matching function (25), is used to maintain ordering. The skill level $\phi_0 = 0$ can be split, although in this case one of the proposed skill levels must also be 0, and object 1 must stay in this level. The proposed number of skill levels is $A' = A + 1$.

4.3.3 Symmetry

As eluded to above, our intransitivity levels require symmetry to be maintained, see equation (5), and so updating intransitivity level θ_k also impacts θ_{-k} . Our adaptation of the split-merge algorithm handles this by reflecting all updates to the intransitivity values. For example, updating parameter θ_k to θ'_k also updates parameter $\theta_{-k} = -\theta_k$ to $\theta'_{-k} = -\theta'_k$. Likewise, any reallocation of a pair (i, j) from, say, cluster k to cluster k' , also reallocates pair (j, i) from cluster $-k$ to cluster $-k'$. Considering the reversible jump moves, splitting an intransitivity level k into k' and $(k+1)'$ also results in splitting cluster $-k$ into $-k'$ and $-(k+1)'$.

This symmetry also impacts the add and delete moves. Empty clusters can occur after a split, if all object pairs in the split cluster move to one of the new proposed clusters. Additionally, within the Gibbs reallocation move, see Spearing and Tawn (2021), it is possible for all object pairs in a given cluster to move to other clusters. An empty cluster could exist for a long time before being merged, and even then the proposed merge may not be accepted. To deal with this more efficiently, *delete cluster* moves are included, and therefore *add cluster* moves are included in order to satisfy detailed balance. If an intransitivity cluster k' is added, then the symmetry imposed on the intransitivity system means a cluster $-k'$ must also be added. The impact of this symmetry on the intransitivity delete move however is more subtle. The set of empty intransitivity clusters must be defined as $\mathcal{K}_e := \{k \in \{1, \dots, K\} : \mathbf{b}_k = \mathbf{b}_{-k} = \emptyset\}$, such that a level $k_e \in \mathcal{K}_e$ is only considered empty, and therefore available for deletion, if both clusters $k_e = \emptyset$ and $k_{-e} = \emptyset$. This is a necessary consideration because \mathbf{Z}' was defined to contain only allocations for the ‘upper triangle’, that is $\mathbf{Z}' := \{\mathbf{z}'_{i,j} : i > j \in \mathcal{I} \setminus \{1\}\}$. Therefore it is possible that there are no pairs $\{i, j\} \forall i > j \in \mathcal{I} \setminus \{1\}$ in cluster, say $k > 0$; however, there may exist a pair $\exists \{h, m\} \in -a : h > m \in \mathcal{I} \setminus \{1\}$ in cluster $-k$, and thus by symmetry $\{m, h\} \in a$. To delete a cluster k , both clusters k and $-k$ must be empty, that is, we require $\mathbf{b}_k = \mathbf{b}_{-k} = \emptyset$, hence the definition of \mathcal{K}_e . Note also that cluster 0 is not included in \mathcal{K}_e , as there must always be exactly one transitive cluster.

4.3.4 Initialisation

To ensure the best possible chance of convergence of the RJMCMC algorithm, good initial parameter estimates are useful. A standard Bradley-Terry model is first fitted to the data, which gives the abilities $\{r_i^{(BT)} : i \in \mathcal{I}\}$, and the associated pairwise win probabilities $\{p_{ik}^{(BT)} : i > k \in \mathcal{I} \setminus \{1\}\}$. Then, from the data, if w_{ik} is the number of comparisons in which object i is favoured to object k , out of a possible n_{ik} comparisons, then a set of naïve pairwise probabilities can be formed by using these, and regularised with a prior. If $\{p_{ik}^{(n)} := w_{ik}/n_{ik} : i > k \in \mathcal{I} \setminus \{1\}\}$, which can be considered as $w_{ik} \sim \text{Binomial}(n_{ik}, p_{ik}^{(n)})$, then by using a beta prior $\bar{p} \sim \text{Beta}(\alpha_p, \beta_p)$,

with $\alpha_p = \beta_p = 2$, the initial naïve posterior probabilities are set to

$$\left\{ \hat{p}_{ik}^{(n)} = \left(\frac{w_{ik} + \alpha_p}{n_{ik} + \alpha_p + \beta_p} \right) : i > k \in \mathcal{I} \setminus \{1\} \right\}.$$

This regularisation prevents values of $\hat{p}_{ik}^{(n)}$ becoming too close to, or exactly, 0 or 1, which result in unrealistic and therefore poor starting values for the intransitivity. This is no concern in the main RJMCMC algorithm because the prior helps to regularise this. From these two sets of probabilities, the initial estimates for the intransitivity are found as

$$\left\{ \theta_{ik} = \log \left(\frac{\hat{p}_{ik}^{(n)} / (1 - \hat{p}_{ik}^{(n)})}{p_{ik}^{(BT)} / (1 - p_{ik}^{(BT)})} \right) : i > k \in \mathcal{I} \setminus \{1\} \right\}.$$

These values of intransitivity are clustered into their initial levels $\boldsymbol{\theta}$ using k -means clustering. This is done across a range of number of levels K to produce several separate initial models. The BIC is then calculated for each model, and the best is returned. Conditional on this model, the abilities $\mathbf{r}^{(BT)}$ are also clustered again by using several k -means algorithms across a range of A , and the best model according to the BIC is selected as the initial estimates for the ICBT model. In general, these initial estimates are very good and correspond to a likelihood which is in the top 50th percentile of the likelihoods provided by samples of the RJMCMC algorithm after convergence.

Instead of applying the full RJMCMC algorithm to this initial model, we started with only the skill levels $\boldsymbol{\phi}$ and the intransitivity levels $\boldsymbol{\theta}$ are permitted to update, with the other parameters $(\mathbf{Z}, \mathbf{Y}, K, A)$ fixed. After convergence of this algorithm, a second MCMC algorithm then allows additionally the allocations \mathbf{Y} and \mathbf{Z} to update. Finally, only after convergence of these two MCMC algorithms, is the full split-merge RJMCMC algorithm implemented, where samples are taken from all of $(\boldsymbol{\theta}, \boldsymbol{\phi}, \mathbf{Z}, \mathbf{Y}, K, A)$.

5 Simulation studies

To evaluate the model, some simple simulation studies were conducted and outputs are compared to a standard Bradley-Terry model. Data are simulated from our model, on which both our model and a standard Bradley-Terry model are fitted. Four scenarios are considered: one in which there is zero intransitivity and therefore could be modelled equally well by the Bradley-Terry model; and scenarios with one, two and three levels of intransitivity, i.e., $K \in \{0, \dots, 3\}$. No matter the number of intransitivity levels used to simulate the data, when fitting the model the prior mean of the number of intransitivity levels was fixed at $\lambda_K = 2$ since in practice the true number of levels would not be known. In all cases a simple m -round robin tournament structure is simulated in which each object is compared to every other object m times. The four scenarios are tested for round robins of $m \in \{4, 8, 12, 16, 20, 40\}$, and in all cases had $n = 20$ objects, with the same $n/2$ skill levels simulated from independent normal variables with mean 0, such that the range of the levels were similar to that found in real data, see Section 6.2. Table 1 shows the four scenarios with the value of the intransitivity levels. The values of the intransitivity levels were selected such that intransitivity in the simulated data would be noticeable, but not unrealistically large. Moreover, these values of intransitivity were similar to values found in data of American League baseball, see Section 6.2. To give some intuition into these values, consider a paired comparison between two objects i, j , where $p_{ij} | (\theta_{ij} = 0) = 0.6$ when there is no intransitivity. Then our model gives $p_{ij} | (\theta_{ij} = 0.4) = 0.69$ and $p_{ij} | (\theta_{ij} = 1.2) = 0.85$. Similarly, if $p_{ij} | (\theta_{ij} = 0) = 0.9$, then $p_{ij} | (\theta_{ij} = 1.2) = 0.97$ and $p_{ij} | (\theta_{ij} = -1.2) = 0.73$.

Figure 1 shows the posterior distribution of K for each of the four scenarios, with the different colours showing increasing round robins in m , from left to right. In scenario 1, Figure 1 (top left), for $m = 4$ (black) the model indicates there is some probability that there are more

	Scenario 1	Scenario 2	Scenario 3	Scenario 4
K	0	1	2	3
θ	NA	0.7	(0.5, 0.9)	(0.4, 0.8, 1.2)

Table 1: Scenarios for the simulation experiments. All four scenarios were tested on round robins of $m \in \{4, 8, 12, 16, 20, 40\}$.

than 0 clusters, but for $m = 8$ (red) and upwards, the model correctly finds no intransitivity levels. Figure 1 (bottom left) indicates that the model has more difficulty finding the correct number of levels in scenario 2, although generally as the amount of data increases, the posterior distribution agrees more with the truth. In scenario 3 the model does well in identifying the true number of clusters, Figure 1 (top right), and in scenario 4, Figure 1 (bottom right), as the number of round robins becomes large ($m = 40$), the model again has no trouble identifying there being truly $K = 3$ intransitivity levels.

The discrepancy between the posterior for K and the truth in scenario 2 could be due to the prior on the number of intransitivity levels having mean $\lambda_K = 2$, instead of at the truth ($K = 1$ in this scenario). This possibility was explored via sensitivity analysis, by deliberate misspecification of the prior $K|\lambda_K$ in the inference, for a range of $\lambda_K \in \{1, \dots, 5\}$. In the most extreme misspecification, data were simulated with $K = 2$ (and $m = 20$), but with the model then fitted with $\lambda_K = 5$. In this case, the posterior probability of the true number of intransitivity levels was $\pi(K = 2|\lambda_K = 5, \mathbf{x}) = 0.79$, indicating the model is robust to prior misspecification of the number of intransitivity levels. Moreover, the effect of prior misspecification on out of sample prediction was found to be minimal. The difference in the proportion of correctly predicted out of sample data between the model with the correctly specified prior and most misspecified prior was 5.4×10^{-3} , with the worst fitting model still predicting 1.8×10^{-3} better than a standard Bradley-Terry model. The difference in log-loss, see equation (19), was 3.8×10^{-4} . In all cases, whatever the choice of λ_K , the model always performed significantly better than a standard Bradley-Terry model.

Similar histograms were plotted (not shown) for the posterior probability of the number of skill levels for each scenario. In scenario 1 ($K = 0$) the posterior density of the number of skill levels agrees very closely with the truth even in the small data case ($m = 4$), whereas for the other scenarios it takes from $m = 8$ upwards for the posterior probability to start to agree with the truth. In general, for small m the posterior mean of the number of skill clusters is smaller than the truth, that is, the model opts for simplicity in these cases. As m increases, the posterior mean then increases and tends towards the truth. This suggests the model is fitting appropriately complex models given the data available and is therefore not over-fitting as a Bradley-Terry model may do. The posterior variance of A decreases as m increases.

Our assessment of the quality of fit is based on out of sample prediction accuracy - for each of the four scenarios an additional 1000 round robin tournament was simulated to be used as a test dataset, on which out of sample accuracy was assessed. Figure 2 (left) shows log-loss and percentage of correct predictions (right), for the out of sample test dataset. For the transitive case (black) there is very little difference between the Bradley-Terry fit and our model in both criteria, although perhaps our model performs slightly better when fitted to data from the $m = 4$ round robin case. This could be due to our model clustering the objects' skill levels and thus having less parameters (given our model also chooses $K = 0$ with a high probability in this scenario), and so the Bradley-Terry model may be over-fitting in this small data case. Particularly for scenario 2, our model is clearly over-fitting when the dataset is small, and a simpler Bradley-Terry model would perform better. However, as the amount of data increases, our model begins to perform better at around $m = 16$ round robins in terms of log loss, and by $m = 12$ in terms of percentage of correct predictions. A similar pattern occurs with scenario 4 in terms of log-loss, but here the improvement over the Bradley-Terry becomes very large as

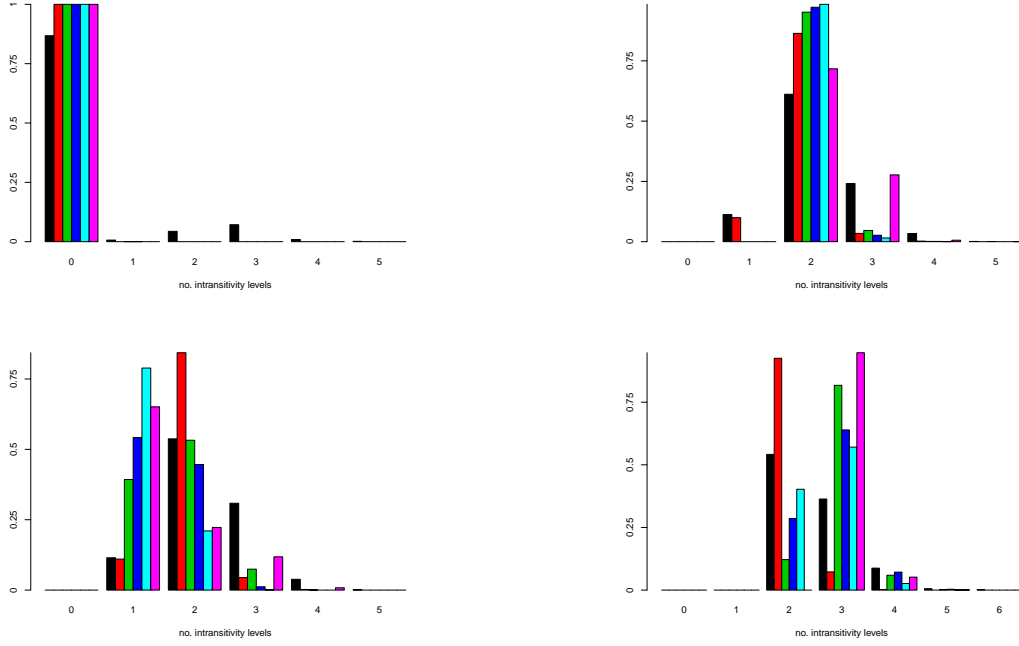


Figure 1: Posterior probability of the number of intransitive levels for the four simulated scenarios: scenario 1 (top left), scenario 2 (bottom left), scenario 3 (top right) and scenario 4 (bottom right). For each scenario, the colours represent the increasing number of round robins from left to right: $m = 4$ (black), $m = 8$ (red), $m = 12$ (green), $m = 16$ (blue), $m = 20$ (cyan), and $m = 40$ (magenta).

the number of round robins increases due to a larger presence of intransitivity. In this scenario our model always predicts a higher percentage of correct results, regardless of the number of round robins the models were fitted on. This discrepancy between log-loss and percentage of correct predictions in the small data case ($m = 4$), may indicate that when our model makes an incorrect prediction, the probabilities are far from the truth. This could be due to allocations of some pairs into incorrect intransitivity levels with limited data. For scenario 3 our model always has a better log-loss.

6 Baseball Data

6.1 Data

Baseball was chosen to illustrate the methodology due to the high frequency of games, with data from American League Baseball obtained from www.retrosheet.org. The data are from the 2010-2018 seasons, with the 2010-2012 seasons involving 14 teams, and the 2013-2018 seasons involving 15 teams due to the Houston Astros moving from the National League to the American League. Baseball is a win-loss game, which suits both our ICBT model as well as competitor models such as the standard Bradley-Terry model. Several extensions have been made to the Bradley-Terry model to incorporate draws (Davidson, 1970; Rao and Kupper, 1967), and could be incorporated into our ICBT model in a similar fashion, see Section 7, but here only win-loss situations are considered. The American League is split into three divisions based on location: East, Central and West, with five teams in each (since 2013). Within the same division, pairs of teams play other approximately 20 times, and pairs of teams from different divisions play each other around 5-7 times, as well as any Playoffs and World Series matchups, totalling around 140-160 matches per team every season, depending on the season and the team. There is no

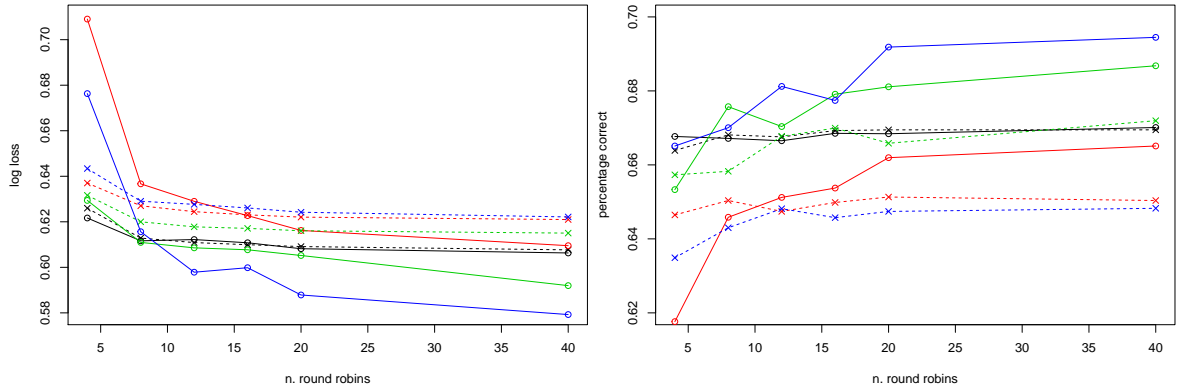


Figure 2: Out of sample prediction performance assessed through: log-loss (left), percentage of correct predictions (right). Assessments are shown for all four scenario of Table 1: $K = 0$ (black), $K = 1$ (red), $K = 2$ (green), and $K = 3$ (blue), for Bradley-Terry (crosses with dotted lines), and ICBT (dots with solid lines).

systematic changing of teams from season to season, such as promotion or relegation, which allows for easier comparison of teams.

6.2 Inference

These baseball data are analysed using our ICBT model, and the results are compared with those of the standard Bradley-Terry model as well as competitor models of Section 2.2, the blade-chest and majority vote models, but not the generalised model for intransitivity of Duan et al. (2017) due to the subjective choices required for some parameters. Firstly the model parameter values themselves are analysed and contrasted with a Bradley-Terry model. The intransitivity between the pairs is then considered for the most recent year of data, the 2018 season, as well as the overall abilities and rankings of the teams. Similar analyses are then made for data pooled across the seasons and compared to those from individual seasons.

Our ICBT model considers uncertainty in the choice of model itself, that is, the number of clusters and therefore parameters. For the 2018 season, Figure 3 shows the posterior distribution of the number of intransitivity levels and skill levels. The model clearly favours having a single intransitivity level, meaning three possible clusters for each pair: the positive level, the completely transitive level, and the mirrored negative level. One reason that the model gives a small probability to two or more intransitive levels is the penalisation due to the Dirichlet multinomial allocation prior, which penalises more heavily for larger number of intransitivity levels K . Despite this penalisation however, the model indicates there is 0 probability of $K = 0$, i.e., the Bradley-Terry model, showing strong evidence of intransitivity in the dataset. Considering now the values of intransitivity over all the pairs of teams, and now considering all of the seasons, these values tend to stay between -1 and 1 with the exception of 2013 and 2016, with the former containing large values of intransitivity, e.g., over a quarter of pairs have magnitude of the posterior mean of the intransitivity, that is, $|\mathbb{E}[\theta_{ij}|\mathbf{x}]|$, $\forall i > j \in \mathcal{I} \setminus \{1\}$, greater than 1.

Figure 3 also shows that the number of skill levels has a much larger variance, and with a mean (and 95% credible interval) of 7.94 (4, 12). The values of the teams' skills themselves can be summarised by the variance of the posterior means of the skill parameters $\hat{\mathbf{r}}$, where $\hat{\mathbf{r}} := \mathbb{E}[\mathbf{r}|\mathbf{x}]$ is the posterior mean of the skill parameters in our model, but could also be the MLE, $\hat{\mathbf{r}} = \operatorname{argmax}_{\mathbf{r}} \ell(\mathbf{x}|\mathbf{r})$ of the skills in the Bradley-Terry model. This variance is important feature characterising the dataset and tells us in general how competitive the competition is.

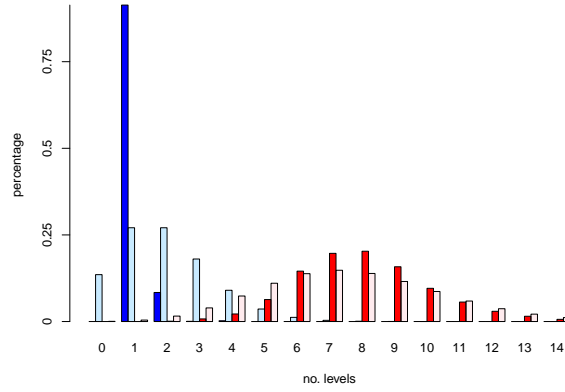


Figure 3: Posterior distributions of K intransitivity levels (blue) and the A skill levels (red) for the 2018 season: with the associated prior distributions in a lighter colour.

For our model the variance ranged from 0.027 (2012 season) to 0.32 (2018 season) and for the standard Bradley-Terry model, 0.031 (2015 season) to 0.23 (2018 season), both models suggesting therefore that 2018 was the least competitive season. In the 2013 season the variance of skill levels according to Bradley-Terry is almost 3 times that of our model. Later, however, it will be shown that 2013 contains a particularly large amount of intransitivity, indicating that the large range of skills in the BT model could be the result of compensating for an inability to express the intransitivity. This has perhaps resulted in the Bradley-Terry model concluding that the 2013 season was less competitive than it was in reality.

A main feature of our model is the capturing of pairwise interactions between teams. For the 2018 season, Figure 4 shows the posterior mean of the intransitivity parameter for each pair of teams $\hat{\theta}_{ij}$, $\forall i > j$, as intransitivity has rotational symmetry, i.e., $\theta_{ij} = -\theta_{ji}$, $\forall i \neq j$. The teams are sorted by their rank according to \mathbf{p} , see Figure 5. Reading from the teams on the y -axis to x -axis, in Figure 4 (left) we see a large positive value of intransitivity from Baltimore (BAL) to Toronto (TBA) of 0.92 with 95% credible interval (0.58, 1.24), indicating that BAL played better against TBA than expected, given their overall abilities. This is consistent with the data, with BAL winning 11 out of 19 matches between the two teams, despite being ranked lower. Note that the Los Angeles Angels (ANA) have an intransitivity level of 0 against all opponents; however, these levels were fixed at 0 for identifiability purposes rather than being a real interpretable feature of the team such as “ANA always play exactly as expected given their overall ability”. A more interpretable representation is the intransitivity of the posterior mean, rather than the posterior mean of the intransitivity parameter itself, which is given by definition (18), replacing each term with the corresponding posterior mean estimate. Figure 4 (right) shows the pairwise intransitivity according to $\hat{\theta}_{ij}^*$, $\forall i > j$. Clearly the two measures $\{\hat{\theta}_{ij} : i \neq j\}$ and $\{\hat{\theta}_{ij}^* : i \neq j\}$ correlate, but we believe the measure $\hat{\theta}_{ij}^*$ to be more interpretable. Considering Figure 4 (right), pairs involving ANA still have intransitivity values closer to 0 than other pairs, albeit not exactly 0 since the values are not fixed as is the case in Figure 4 (left). By redoing the analysis but fixing the intransitivity of all pairs involving a different team, namely TBA, we find that pairs involving ANA still have intransitivity values closer to 0 than other pairs. Moreover, neither the rankings nor model performance, see Section 6.3, differed significantly, indicating that the choice of fixed parameters does not impact the model.

The analysis of these intransitivities between pairs, and that of the skills of each team, can be combined to produce an overall ranking of the teams. As discussed in Section 3.3, with our ICBT model there is no single obvious way of ranking. For the 2018 season Figure 5 shows the ranking according to \mathbf{p} and by ordering \mathbf{a} , see equations (14) and (15) respectively. To help with

a visual comparison, both ranking methods have been linearly scaled such that the best and worst teams have abilities 1 and 0 respectively. There is high correlation between the overall team abilities according to \mathbf{p} and the Bradley-Terry abilities, indicating that, although the ICBT model is capturing more complex relationships between pairs, it still manages to capture the overall ranking well (assuming the Bradley-Terry model is also reasonable here). Moreover, it manages to capture this information whilst using less parameters, on average 9.03 (5, 13) with 95% credible interval shown in parentheses, as opposed to the $n - 1 = 14$ parameters required by the Bradley-Terry model. The ordering of the ranks themselves are not identical, indicating that intransitivity may have been masking the true ranks of some teams. For example, consider TBA, ranked 6th by the Bradley-Terry model. As identified earlier, there is strong negative intransitivity from TBA to BAL, see Figure 4, both of whom are in American League East and therefore play each other often, but there is strong positive intransitivity from TBA and Kansas City (KCA), who play each other less frequently due to KCA being in American League Central. The Bradley-Terry model cannot capture this subtlety and therefore views TBA’s poor record against BAL (which carries more weight than TBA’s good record against KCA) as a reflection of TBA’s overall ability, worsening their rank. Our ICBT model however, recognises that TBA’s poor record against BAL may not be a reflection of TBA’s overall ability, rather that it could simply be due to the presence of intransitivity, and therefore penalises TBA less overall, ranking them 5th. This demonstrates that the model also accounts for *tournament structure*, such that teams are not penalised so heavily if they (unfairly) compete most frequently against those whom they perform systematically worse than expected based on skill alone. Overall team abilities according to \mathbf{a} also correlate with Bradley-Terry abilities, albeit not as strongly as with \mathbf{p} . The order of the rankings are quite different to those of the Bradley-Terry.

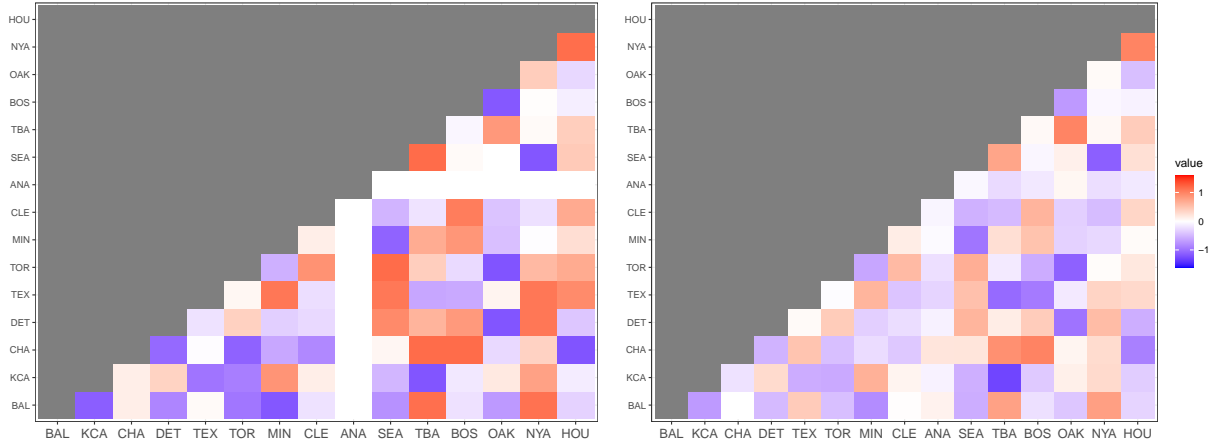


Figure 4: Intransitivity between pairs of teams for the 2018 season: Posterior mean of the intransitivity, $\hat{\theta}_{ij} := \mathbb{E}[\theta_{ij}|\mathbf{x}]$, $\forall i > j$ (left), and Intransitivity of the posterior mean, $\hat{\theta}_{ij}^*$, $\forall i > j \in \mathcal{I}$ (right).

Of course drawing meaningful inference from the rankings is dependent on the rankings being accurate. To analyse this, we check the *ranking accuracy*, that is, the proportion of times that the better ranked team beats the worse ranked team. Maximising the ranking accuracy is not our ultimate aim, and could be done very simply by analysing all possible permutations of teams within the rankings. Note that this measure disregards all information about the probabilities, and must therefore be used with caution, but nevertheless provides a good sanity check for a ranking system. Across all seasons, ranking according to \mathbf{p} , gave a higher ranking accuracy than the ranking accuracy according to \mathbf{a} , with the 2018 season giving ranking accuracies of 0.64 and 0.60 respectively. Similar plots and inferences are drawn from the other seasons (2010-2017) but with different team rankings in each year.

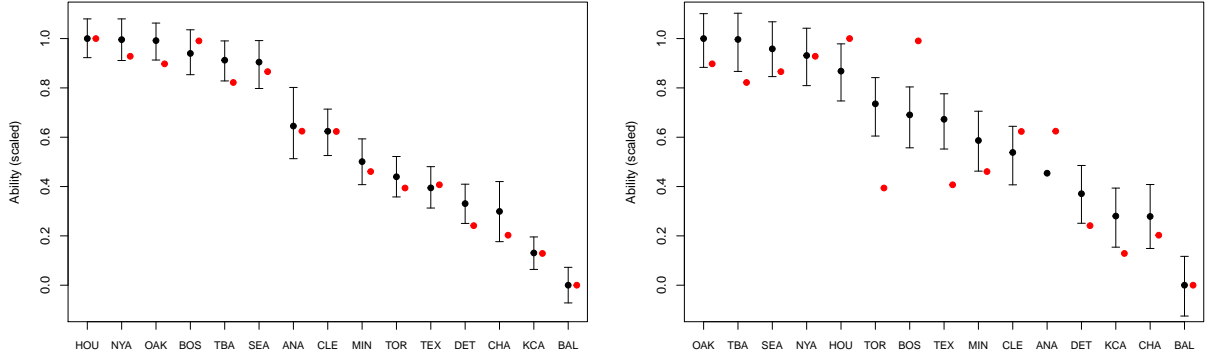


Figure 5: Posterior mean of the overall abilities for the 15 American League baseball teams from the 2018 season with 95% credible intervals (black), according to \mathbf{p} . (left) and \mathbf{a} (right), and the corresponding scaled Bradley-Terry abilities (red). In each plot, teams are sorted in order of decreasing ability (by \mathbf{p} or \mathbf{a} respectively). Uncertainties in the Bradley-Terry model (not shown) can be calculated via profile likelihood.

In addition to a season-by-season analysis, characteristics of the teams, or pairs of teams, which carry from one season to the next can be identified, by pooling data across seasons. Since in 2013 the Houston Astros moved from the National League to the American League, data are pooled from 2013-2018 American League. Firstly, consider the intransitivity between pairs observed from the pooled data. Figure 6 (left) shows the posterior pairwise intransitivity between pairs, but now for the pooled data from 2013-2018. The values are much closer to 0 in comparison to the 2018 data alone, see Figure 4, or any other single year of data, indicating that there are significant differences in the strategies between pairs of teams from year to year, which when aggregated brings the intransitivity towards 0 and $\hat{\theta}_{ij} - \hat{\theta}_{ij}^*$ has decreased. By comparing Figures 4 and 6, we see that over seasons Texas remains strong against Houston, and Houston remains weak against Cleveland.

An overall ranking can also be produced for the pooled data, which portrays the best and worst teams etc. over the 2013-2018 era. Figure 7 indicates these rankings according to \mathbf{p} . The model indicates that there is virtually no statistically significant difference between the teams based on these pooled data, suggesting that over the course of those 6 seasons, the difference in teams' rankings can be put down to chance at 95% credible interval level. This high variability in team ability was already suspected due to the previously identified significant changes in the intransitivities of the pairs from one year to the next since, if we consider intransitivity to be a marker of the combination of two teams' *strategies*, then we might expect some dependency between the these strategies and the overall abilities.

The statistically insignificant differences in overall rankings from these pooled data is likely due to the aggregation of highly variable team abilities across the years. This is because time-dependency is not considered in our model, and so any significant differences in team ability that exists at a given point in time are blurred by even stronger trends in the teams' abilities over those 6 seasons. Thus when aggregated, any significant differences in team ability at a given point in time are lost. To explore this surprising result, the rankings are compared between a given year and pooled data excluding that year, for example, between the ranks from the 2015 season and the ranks based on pooled data of 2013, 2014, 2016, 2017, and 2018 seasons, using Spearman's rank hypothesis tests. The results from the Spearman's rank hypothesis tests indicate that every season produced a ranking which was statistically significantly different to the rankings produced from the pooled data.

In American League Baseball then, any team has the potential to improve or decline significantly over the years, a result unlikely to be found in many other sports, for example football (soccer), and which arguably makes American League Baseball a more competitive sport overall. This feature of the sport is likely due to Major League Baseball’s “competitive balance tax”, which levels teams’ spending. For example, the largest spending of any team (<https://www.spotrtrac.com/mlb/payroll>) in American League Baseball this year was only a factor of 5 larger than the smallest. Contrastingly, in English Premier League football, this factor is over 200 times. It is no surprise then that in football a small handful of teams seem to be consistently top ranked.

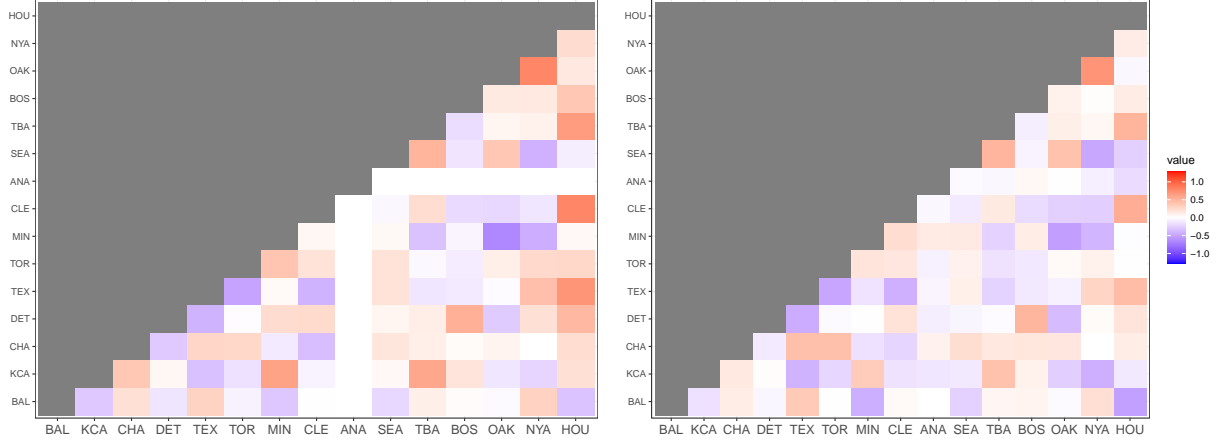


Figure 6: Intransitivity between pairs of teams from pooled data of 2013-2018 seasons: posterior mean of the intransitivity, $\hat{\theta}_{ij}$, $\forall i > j \in \mathcal{I}$ (left), and intransitivity of the posterior mean, $\hat{\theta}_{ij}^*$, $\forall i > j \in \mathcal{I}$ (right).

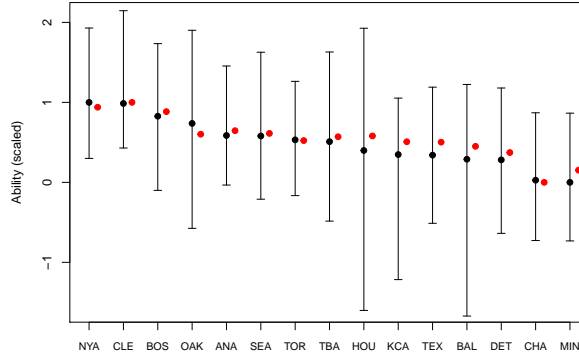


Figure 7: Overall abilities, defined by $\mathbf{p}_.$, from data pooled across seasons 2013-2018 (black). Corresponding Bradley-Terry rankings are shown in red.

6.3 Model Performance

To test the model performance, 70% of games from each season are randomly selected to be training data, on which the model is fitted, with the remaining 30% used as test data, on which the log-loss score is calculated. This random selection is appropriate as none of the models compared take time-dependency into consideration, a feature discussed in Section 7.

The variation due to this random sampling in the training-test split is accounted for by taking 100 separate random training-test splits for each season. For each replicate of training data the model is fitted separately to each season’s data. Relative log-loss is then calculated by subtracting the log-loss of the baseline model (the Bradley-Terry model) fitted and tested on the same data and same training-test split.

Table 2 shows the negative relative log-loss scores for all years of baseball data, along with 95% confidence intervals, with this measure evaluated for our ICBT, blade-chest and majority vote models. Since a larger value of negative relative log-loss indicates better model performance, a value greater than 0 indicates an improvement on the Bradley-Terry model. Our model is the best performing out of the four models in terms of out of sample prediction on all years of data, whilst the majority vote and blade-chest models perform similar to each other, and better than the Bradley-Terry on all seasons, with the exception of the blade-chest model for the 2010 season. The improvement over the Bradley-Terry model is largest for all three models in the 2013 season, which in Section 6.2 has been identified as the season with the largest intransitivity.

year	ICBT	blade-chest	majority vote
2010	27(20, 32)	−0.4(−15, 10)	3(−4, 8)
2011	31(21, 37)	2(−17, 10)	4(2, 10)
2012	36(28, 43)	10(−6, 19)	8(1, 16)
2013	41(13, 50)	10(−11, 19)	8(1, 15)
2014	30(21, 35)	1(−12, 9)	4(0.2, 8)
2015	28(5, 36)	4(−10, 11)	4(−2, 8)
2016	32(−4, 41)	8(−14, 17)	8(−2, 18)
2017	23(−2, 36)	0.2(−5, 8)	3(−3, 9)
2018	27(19, 33)	2(−10, 10)	5(−1, 11)

Table 2: Negative relative log-loss $\times 10^3$ (compared to Bradley-Terry baseline model) for each year of baseball data for ICBT model, blade-chest and majority vote model. 95% confidence intervals, in parentheses, come from random training-test splits of the data.

7 Discussion

Throughout this article, only win-loss scenarios are considered. For a standard Bradley-Terry model, typically two approaches to handling draws are considered: either by using ordinal logistic regression, treating win, loss, draw as outcomes from an ordered multinomial random variable, which can then be analysed via an ordered link model (Agresti, 2003), see Cattelan et al. (2013) which applies this to the 2008–2009 Italian Serie A football season; or via the extensions of the methods of Davidson (1970) or Rao and Kupper (1967). With all these methods, certain “draw parameters” must be hand selected which can cause over-fitting. Moreover, they can impose additional restrictive structure, e.g., in the Davidson model stronger players have a higher draw potential, a feature which is not applicable to chess data (Joe, 1990).

Hankin (2020) incorporates draws in the Bradley-Terry model by treating a comparison as a three-way competition between three objects - two “players” and a theoretical third entity that wins if the game is drawn. The strength of the third entity is estimated, and it is even possible to have separate entities, corresponding to each player, indicating different players’ proclivities to draw. When applied to chess data, Hankin (2020) finds some evidence of separate draw entities for each player. Using our method of clustering it should be possible to classify the players by their playing style in terms of those who are more cautious and potentially draw more often, and those who are more aggressive and draw less often; which would introduce only

a few extra parameters, rather than a parameter for each player.

In our prior specification (24) for the number of unknown skill levels A and number of intransitivity levels K are treated as independent. This could be modified by incorporating a single joint prior for the total number of parameters. This would ensure that as A increases, and therefore more information is captured by the objects skills, K can decrease because less information needs to be captured by the intransitivity of the pairs.

To maintain identifiability, we fixed the skill of the first object to $r_1 = 0$ as is common in applications of the standard Bradley-Terry model, and fixed all intransitives between pairs involving object 1 to $\theta_{i1} = 0$, $\forall i \in \mathcal{I} \setminus \{1\}$. For the applications in this article, these conditions suffice since all objects are compared frequently to all other objects; however, in many sports this is not the case. Not all objects play every other object, and in these cases the above condition does not insure identifiability. Therefore the question arises: which pairs' values of intransitivity do we fix, and to what values, in order to give the most efficient and interpretable inference?

Acknowledgements

We thank Dr. Matthew Ludkin (Lancaster University) for giving detailed insight into the reversible jump algorithm. Spearing gratefully acknowledges funding of the EPSRC funded STOR-i Centre for Doctoral Training (grant number EP/L015692/1), and ATASS sports.

References

- Agresti, A. (2003). *Categorical Data Analysis*, volume 482. John Wiley & Sons.
- Bradley, R. A. and Terry, M. E. (1952). Rank analysis of incomplete block designs: I. the method of paired comparisons. *Biometrika*, 39(3/4):324–345.
- Carroll, J. D. and De Soete, G. (1991). Toward a new paradigm for the study of multiattribute choice behavior: Spatial and discrete modeling of pairwise preferences. *American Psychologist*, 46(4):342.
- Cattelan, M., Varin, C., and Firth, D. (2013). Dynamic Bradley–Terry modelling of sports tournaments. *Journal of the Royal Statistical Society: Series C (Applied Statistics)*, 62(1):135–150.
- Causeur, D. and Husson, F. (2005). A 2-dimensional extension of the Bradley–Terry model for paired comparisons. *Journal of Statistical Planning and Inference*, 135(2):245–259.
- Chen, J., Wang, C., Wang, J., Ying, X., and Wang, X. (2017). Learning the personalized intransitive preferences of images. *IEEE Transactions on Image Processing*, 26(9):4139–4153.
- Chen, S. and Joachims, T. (2016). Modeling intransitivity in matchup and comparison data. In *Proceedings of the Ninth ACM International Conference on Web Search and Data Mining*, pages 227–236. ACM.
- Davidson, R. R. (1970). On extending the Bradley–Terry model to accommodate ties in paired comparison experiments. *Journal of the American Statistical Association*, 65(329):317–328.
- De Schuymer, B., De Meyer, H., De Baets, B., and Jenei, S. (2003). On the cycle-transitivity of the dice model. *Theory and Decision*, 54(3):261–285.
- Dixon, M. J. and Coles, S. G. (1997). Modelling association football scores and inefficiencies in the football betting market. *Journal of the Royal Statistical Society: Series C (Applied Statistics)*, 46(2):265–280.

- Duan, J., Li, J., Baba, Y., and Kashima, H. (2017). A generalized model for multidimensional intransitivity. In *Pacific-Asia Conference on Knowledge Discovery and Data Mining*, pages 840–852. Springer.
- Green, P. J. (1995). Reversible jump Markov chain Monte Carlo computation and Bayesian model determination. *Biometrika*, 82(4):711–732.
- Green, P. J. and Richardson, S. (2001). Modelling heterogeneity with and without the Dirichlet process. *Scandinavian Journal of Statistics*, 28(2):355–375.
- Hankin, R. K. (2020). A generalization of the Bradley–Terry model for draws in chess with an application to collusion. *Journal of Economic Behavior & Organization*, 180:325–333.
- Joe, H. (1990). Extended use of paired comparison models, with application to chess rankings. *Journal of the Royal Statistical Society: Series C (Applied Statistics)*, 39(1):85–93.
- Kéri, G. (2011). On qualitatively consistent, transitive and contradictory judgment matrices emerging from multiattribute decision procedures. *Central European Journal of Operations Research*, 19(2):215–224.
- Latta, R. B. (1979). Composition rules for probabilities from paired comparisons. *The Annals of Statistics*, pages 349–371.
- Lindman, H. R. and Lyons, J. (1978). Stimulus complexity and choice inconsistency among gambles. *Organizational Behavior and Human Performance*, 21(2):146–159.
- Ludkin, M. (2020). Inference for a generalised stochastic block model with unknown number of blocks and non-conjugate edge models. *Computational Statistics & Data Analysis*, 152:107051.
- Makhijani, R. and Ugander, J. (2019). Parametric models for intransitivity in pairwise rankings. In *The World Wide Web Conference*, pages 3056–3062. ACM.
- Makowski, M. and Piotrowski, E. W. (2006). Quantum cat’s dilemma: an example of intransitivity in a quantum game. *Physics Letters A*, 355(4-5):250–254.
- Masarotto, G. and Varin, C. (2012). The ranking lasso and its application to sport tournaments. *The Annals of Applied Statistics*, 6(4):1949–1970.
- Montgomery, H. (1977). A study of intransitive preferences using a think aloud procedure. In *Decision Making and Change in Human Affairs*, pages 347–362. Springer.
- Pahikkala, T., Waegeman, W., Tsivtsivadze, E., Salakoski, T., and De Baets, B. (2010). Learning intransitive reciprocal relations with kernel methods. *European Journal of Operational Research*, 206(3):676–685.
- Pan, W. and Chen, L. (2013). Gbpr: Group preference based Bayesian personalized ranking for one-class collaborative filtering. In *Twenty-Third International Joint Conference on Artificial Intelligence*.
- Rao, P. and Kupper, L. L. (1967). Ties in paired-comparison experiments: A generalization of the Badley–Terry model. *Journal of the American Statistical Association*, 62(317):194–204.
- Reichenbach, T., Mobilia, M., and Frey, E. (2007). Mobility promotes and jeopardizes biodiversity in rock–paper–scissors games. *Nature*, 448(7157):1046–1049.
- Rendle, S., Freudenthaler, C., Gantner, Z., and Schmidt-Thieme, L. (2009). BPR: Bayesian personalized ranking from implicit feedback. In *Proc. of Uncertainty in Artificial Intelligence*, pages 452–461.

- Sinervo, B. and Lively, C. M. (1996). The rock–paper–scissors game and the evolution of alternative male strategies. *Nature*, 380(6571):240–243.
- Skinner, G. K. and Freeman, G. (2009). Soccer matches as experiments: how often does the ‘best’ team win? *Journal of Applied Statistics*, 36(10):1087–1095.
- Smead, R. (2019). Sports tournaments and social choice theory. *Philosophies*, 4(2):28.
- Spearing, H. and Tawn, J. (2021). Supplementary material for “Modelling intransitivity in pairwise comparisons with application to baseball data”: reversible jump Markov chain Monte Carlo algorithm.
- Tsai, R.-C. and Böckenholt, U. (2006). Modelling intransitive preferences: A random-effects approach. *Journal of Mathematical Psychology*, 50(1):1–14.
- Tversky, A. (1969). Intransitivity of preferences. *Psychological review*, 76(1):31.
- Varin, C., Cattelan, M., and Firth, D. (2016). Statistical modelling of citation exchange between statistics journals (with discussion). *Journal of the Royal Statistical Society. Series A, (Statistics in Society)*, 179(1):1–63.

Appendix A Proof of Proposition 1

Proof. Consider when the proposition statement is not true, that is, there is a partition of set \mathcal{I} into two separate sets of objects $\mathcal{I}_1, \mathcal{I}_2 \in \mathcal{I} : \mathcal{I}_1 \cup \mathcal{I}_2 = \mathcal{I}, \mathcal{I}_1 \cap \mathcal{I}_2 = \emptyset$ for which values of intransitivity *between* the groups is not constrained, that is $\theta_{ij} \in \mathbb{R} \forall i \in \mathcal{I}_1, j \in \mathcal{I}_2$ is a free parameter, with object 1 arbitrarily allocated to set \mathcal{I}_1 without loss of generality. Moreover, assume that the most constrained scenario given this set-up is present, such that the intransitivity *within* the groups is constrained for every pair, i.e., $\theta_{ij} = \xi_{ij} \in \mathbb{R} \forall i \neq j \in \mathcal{I}_1$ and $\theta_{ij} = \xi_{ij} \in \mathbb{R}, \forall i \neq j \in \mathcal{I}_2$ for some constants $\{\xi_{ij} : i \neq j \in \mathcal{I}\}$. Then, by setting $\{f_r(\boldsymbol{\phi}, \mathbf{Y}, i) : i \in \mathcal{I}_2\} = \{f_r(\boldsymbol{\phi}, \mathbf{Y}, i) : i \in \mathcal{I}_2\} + c$ and $\theta_{ij} = \theta_{ij} - c, \forall i \in \mathcal{I}_1, j \in \mathcal{I}_2$, for some $c \in \mathbb{R} \setminus \{0\}$, the exact same solution can be found. If, however, even one pair which connects the two sets $\mathcal{I}_1, \mathcal{I}_2$, say, $(a, b), a \in \mathcal{I}_1, b \in \mathcal{I}_2$ has a fixed intransitivity level, say $\theta_{ab} = \xi \in \mathbb{R}$, then there is no value of c that would give the same solution, and therefore the solution is unique. Therefore, we require that no two such subsets exists, from which it follows that a connected graph of fixed intransitivity parameters must exist in order to preserve a unique solution and parameter identifiability. ■

Supplementary material for “Modelling intransitivity in pairwise comparisons with application to baseball data”: reversible jump Markov chain Monte Carlo algorithm

Jess Spearing, Jonathan Tawn

Lancaster University

March 22, 2021

S:1 Overview

This document contains the full details of the reversible jump Markov chain Monte Carlo (RJMCMC) algorithm (Green, 1995) used for inference in the article “Modelling intransitivity in pairwise comparisons with application to baseball data”.

The RJMCMC sampler provides samples from the posterior distribution $\pi(\boldsymbol{\phi}, \mathbf{Y}, A, \boldsymbol{\theta}, \mathbf{Z}, K | \mathbf{x})$, that is, the intransitivity and skill levels, the allocations to the these levels, and the number of levels. Specifically, a split-merge sampler (Green and Richardson, 2001) is used, which is adapted from the work of Ludkin (2020). The sampler comprises three separate moves: a standard MCMC Metropolis-Hastings move, which samples parameters $\boldsymbol{\phi}, \boldsymbol{\theta}$, and reallocates clusters \mathbf{Y}, \mathbf{Z} ; splitting or merging clusters; and adding or deleting empty clusters. Let $(\boldsymbol{\phi}^s, \mathbf{Y}^s, A^s, \boldsymbol{\theta}^s, \mathbf{Z}^s, K^s)$ be the current values of the parameters at step s in the sampler, and for any move a proposal $(\boldsymbol{\phi}', \mathbf{Y}', A', \boldsymbol{\theta}', \mathbf{Z}', K')$ is made. To be concrete,

$$\begin{aligned}\boldsymbol{\phi}^s &= \{\phi_a^s : a \in \{-A_-^s, \dots, A_+^s\}\} \\ \mathbf{Y}^s &= \{\mathbf{y}_{\{i\}}^s : i \in \mathcal{I} \setminus \{1\}\} \\ \boldsymbol{\theta}^s &= \{\theta_k^s : k \in \{1, \dots, K^s\}\} \\ \mathbf{Z}^s &= \{\mathbf{z}_{\{i,j\}}^s : i > j \in \mathcal{I} \setminus \{1\}\},\end{aligned}$$

where $\mathbf{z}_{\{i,j\}}^s = \{z_{\{i,j\},a}^s : a \in \{-K^s, \dots, K^s\}\}$, for all steps $s \in \{1, \dots, S\}$ in the sampler where $S \in \mathbb{N}$.

As discussed in Section 4.2, the clustering of our two features - the skills of the objects and the intransitivity of the pairs of objects - are treated as independent systems. Therefore we approach them separately: all of Sections S:2.1, S:3.1 and S:4.1 outline the intransitivity components of the algorithm, and Section S:2.2, S:3.2 and S:4.2 outline their skill component counterparts.

S:2 Split-Merge components

S:2.1 Split-Merge components : intransitivity

S:2.1.1 Intransitivity split move

To split an intransitivity cluster, first a cluster must be chosen to split, and this is chosen at random. A potentially more efficient proposal could be made by proposing to split a cluster,

say, proportional to cluster size or as a function of its vicinity to neighbouring clusters. For simplicity, in this article all clusters in split and merge moves are randomly selected with equal probability.

Let the cluster to be split be denoted as $k \in \{0, \dots, K\}$, with intransitivity level $\theta_k^s \in \boldsymbol{\theta}_K$ and the proposed new clusters be k' and $k' + 1$ with intransitivity levels $\theta_{k'}^s, \theta_{k'+1}^s \geq 0$, respectively, so that the proposed intransitivity levels are $\boldsymbol{\theta}' = \{\theta_0^s, \dots, \theta_{k-1}^s, \theta_{k'}^s, \theta_{k'+1}^s, \theta_{k+1}^s, \dots, \theta_K^s\}$. This notation is chosen because the ordering of the clusters must be maintained, for example $\theta_{k-1}^s < \theta_{k'}^s < \theta_{k'+1}^s < \theta_{k+1}^s$, to avoid label switching issues in the inference. Note that with this notation, the transitive cluster can be split, however in this case, one of the proposed intransitivity levels must be 0, to maintain the generalisation to a Bradley-Terry model. The proposed number of clusters is of course $K' = K^s + 1$.

Next, the new cluster parameters are proposed. To preserve ordering, consider the transformation of θ_k^s , $k \neq 0$ such that the allowed range of θ_k^s changes from $(\theta_{k-1}^s, \theta_{k+1}^s)$ to $(-\infty, \infty)$. Then, a new intransitivity level is proposed on this scale, and then transformed back to the its original range $(\theta_{k-1}^s, \theta_{k+1}^s)$. If $k = K^s$, then the range $(\theta_{K^s-1}^s, \theta_{K^s+1}^s)$ is currently undefined because $\theta_{K^s+1}^s$ is undefined. Therefore we introduce a

$$\theta_{K^s+1}^s := \theta_{K^s}^s + (\theta_{K^s}^s - \theta_{K^s-1}^s) = 2\theta_{K^s}^s - \theta_{K^s-1}^s, \quad (\text{S.1})$$

which acts as an upper bound for the proposed new intransitivity levels $\theta_{k'}^s, \theta_{k'+1}^s$ such that $\max(\theta_{k'+1}^s) = 2\theta_{K^s}^s - \theta_{K^s-1}^s$. Thus $\theta_{k'+1}^s$ cannot increase by more than $\theta_{K^s}^s - \theta_{K^s-1}^s$, which is also the maximum $\theta_{k'}^s$ can decrease by without violating the ordering constraint. If $k = 0$, i.e., the completely transitive cluster has a split proposed, then the lower proposed level must be $\theta_{0'}^s = 0$, but the level $\theta_{1'}^s$ follows the same rules as for a general $k \neq 0$, described below, therefore upper and lower bounds are defined for all values in $\boldsymbol{\theta}^s$.

The transformation onto the range $(-\infty, \infty)$ is achieved using a *matching function* $y(\theta_k^s | \theta_{k-1}^s, \theta_{k+1}^s)$, defined as

$$y(x | \theta_{k-1}^s, \theta_{k+1}^s) = \text{logit} \left(\frac{x - \theta_{k-1}^s}{\theta_{k+1}^s - \theta_{k-1}^s} \right), \quad k \in \{1, \dots, K\}, \quad x \in (\theta_{k-1}^s, \theta_{k+1}^s), \quad (\text{S.2})$$

where $\text{logit}(a) = \log(a/(1-a))$, $a \in [0, 1]$. Then, the *auxiliary variable* $u \sim \sigma \chi_1^2$, for $\sigma > 0$, is added (and subtracted) to the transformed intransitivity level to give the proposed upper (and lower) transformed intransitivity levels, respectively, such that

$$y(\theta_{k'+1}^s | \theta_{k-1}^s, \theta_{k+1}^s) = y(\theta_k^s | \theta_{k-1}^s, \theta_{k+1}^s) + u \quad (\text{S.3})$$

$$y(\theta_{k'}^s | \theta_{k-1}^s, \theta_{k+1}^s) = y(\theta_k^s | \theta_{k-1}^s, \theta_{k+1}^s) - u. \quad (\text{S.4})$$

After a retransformation back to the original scale, this gives values of the lower and upper proposed intransitivity levels $\theta_{k'}^s$ and $\theta_{k'+1}^s$, with $\theta_{k-1}^s < \theta_{k'}^s < \theta_{k'+1}^s < \theta_{k+1}^s$, as

$$\theta_{k'}^s = \begin{cases} \frac{\theta_{k-1}^s + \theta_{k+1}^s \exp(-u) (\theta_k^s - \theta_{k-1}^s) / (\theta_{k+1}^s - \theta_k^s)}{1 + \exp(-u) (\theta_k^s - \theta_{k-1}^s) / (\theta_{k+1}^s - \theta_k^s)} & \text{if } k' \neq 0' \\ 0 & \text{if } k' = 0' \end{cases} \quad (\text{S.5})$$

$$\theta_{k'+1}^s = \frac{\theta_{k-1}^s + \theta_{k+1}^s \exp(u) (\theta_k^s - \theta_{k-1}^s) / (\theta_{k+1}^s - \theta_k^s)}{1 + \exp(u) (\theta_k^s - \theta_{k-1}^s) / (\theta_{k+1}^s - \theta_k^s)}. \quad (\text{S.6})$$

Equations (S.5) and (S.6) are the main contributions to ensure that ordering and labelling is preserved in RJMCMC type algorithms.

The next state of the sampler $(\boldsymbol{\phi}^{s+1}, \mathbf{Y}^{s+1}, A^{s+1}, \boldsymbol{\theta}^{s+1}, \mathbf{Z}^{s+1}, K^{s+1})$ is then accepted to be $(\boldsymbol{\phi}^s, \mathbf{Y}^s, A^s, \boldsymbol{\theta}', \mathbf{Z}', K')$ with some probability A_{split} , and otherwise

$$(\boldsymbol{\phi}^{s+1}, \mathbf{Y}^{s+1}, A^{s+1}, \boldsymbol{\theta}^{s+1}, \boldsymbol{\theta}^{s+1}, \mathbf{Z}^{s+1}, K^{s+1}) = (\boldsymbol{\phi}^s, \mathbf{Y}^s, A^s, \boldsymbol{\theta}^s, \mathbf{Z}^s, K^s).$$

The form of the acceptance probability A_{split} is computed as:

$$\begin{aligned} A_{split} &= \frac{\pi(\boldsymbol{\phi}^s, \mathbf{Y}^s, A^s, \boldsymbol{\theta}', \mathbf{Z}', K^s + 1 | \mathbf{x})}{\pi(\boldsymbol{\phi}^s, \mathbf{Y}^s, A^s, \boldsymbol{\theta}^s, \mathbf{Z}^s, K^s | \mathbf{x})} \frac{q(K^s, \mathbf{Z}^s, \boldsymbol{\theta}^s | K^s + 1, \mathbf{Z}', \boldsymbol{\theta}')}{q(K^s + 1, \mathbf{Z}', \boldsymbol{\theta}' | K^s, \mathbf{Z}^s, \boldsymbol{\theta}^s)} \frac{1}{q_u(u)} J_{split} \\ &= \frac{\pi(\boldsymbol{\phi}^s, \mathbf{Y}^s, A^s, \boldsymbol{\theta}', \mathbf{Z}', K^s + 1 | \mathbf{x})}{\pi(\boldsymbol{\phi}^s, \mathbf{Y}^s, A^s, \boldsymbol{\theta}^s, \mathbf{Z}^s, K^s | \mathbf{x})} \frac{q(merge | K^s + 1)}{q(split | K^s)} \frac{q_k(k', k' + 1)}{q_k(k)} \frac{1}{q_u(u)} \frac{1}{q(\mathbf{Z}')} J_{split}, \end{aligned} \quad (\text{S.7})$$

which is the ratio of the posterior densities, the ratio of the proposal densities, and the ratio of the densities of the auxiliary variables and the Jacobian, J_{split} . If $K^s = 0$, then the probability of proposing a *merge*, see Section S:2.1.2, is $q(merge | K^s = 0) = 0$ and the probability of proposing a split $q(split | K^s = 0) = 1$. Otherwise, $q(merge | K^s \neq 0) = q(split | K^s \neq 0) = 1/2$, and therefore the ratio of is simply

$$\frac{q(merge | K^s + 1)}{q(split | K^s)} = \frac{1}{1 + \mathbb{1}\{K^s = 0\}}.$$

The probability of selecting cluster k to split is $q_k(k) = \frac{1}{K^s}$, $\forall k \in \{1, \dots, K^s\}$. The probability of selecting clusters $k', k' + 1$, $\forall k' \in \{1, \dots, K' - 1\}$ to be merged back again is also $q_k(k', k' + 1) = \frac{1}{K' - 1} = \frac{1}{K^s}$, so these terms will cancel. The density of the auxiliary variables is the density of u , $q_u(u)^{-1}$, which is given as $\chi_1^2(u/\sigma)$, where $\chi_1^2(x)$ is the density of a chi-squared distribution with 1 degree of freedom.

The probability of the allocations is $q(\mathbf{Z}')$, and this is dependent on the cluster being split and the current state of the model, for which there are three different situations to consider:

The general case: ($k \neq 0$)

Since the transitive level $\theta_0 = 0$ adds additional complications, we first depict the acceptance probability for the general case that $k \neq 0$. Let $\mathbf{b}_k^s = \{\{i, j\}, \forall i > j \in \mathcal{I} \setminus \{1\} : z_{\{i, j\}, k}^s = 1\}$ denote the set of pairs $i > j \in \mathcal{I} \setminus \{1\}$ of objects which belong to the cluster-to-be-split, i.e., $k \neq 0$. Then, the probability of the cluster allocation, given that cluster $k \neq 0$ has been split,

$$q(\mathbf{Z}') = \left(\frac{|\mathbf{b}_k^s|!}{|\mathbf{b}'_{k'}|! |\mathbf{b}'_{k'+1}|!} \right) 2^{-(|\mathbf{b}_k^s|)} \left(\frac{|\mathbf{b}_{-k}^s|!}{|\mathbf{b}'_{-k'}|! |\mathbf{b}'_{-(k'+1)}|!} \right) 2^{-(|\mathbf{b}_{-k}^s|)}$$

since the new cluster allocations are selected at random and all possible combinations of allocation must be considered, and remembering that cluster $-k$ will also be split into clusters $-k'$ and $-k' - 1$ with intransitivity levels $\theta'_{-k'} = -\theta'_{k'}$ and $\theta'_{-k'-1} = -\theta'_{k'+1}$. See Appendix S:A.1 for details of the Jacobian J_{split} . Combining these components, the acceptance probability of splitting a cluster $k \neq 0$ can be computed as

$$A_{split} | (k \neq 0) = \Lambda_{split} \left(\frac{|\mathbf{b}_k^s|! |\mathbf{b}_{-k}^s|! 2^{-(|\mathbf{b}_k^s| + |\mathbf{b}_{-k}^s|)}}{|\mathbf{b}'_{k'}|! |\mathbf{b}'_{k'+1}|! |\mathbf{b}'_{-k'}|! |\mathbf{b}'_{-(k'+1)}|!} \right)^{-1} J_{split}, \quad (\text{S.8})$$

where

$$\Lambda_{split} = \frac{\pi(\boldsymbol{\phi}^s, \mathbf{Y}^s, A^s, \boldsymbol{\theta}', \mathbf{Z}', K^s + 1 | \mathbf{x})}{\pi(\boldsymbol{\phi}^s, \mathbf{Y}^s, A^s, \boldsymbol{\theta}^s, \mathbf{Z}^s, K^s | \mathbf{x})} \frac{1}{1 + \mathbb{1}\{K^s = 0\}} \frac{\sigma}{\chi_1(u/\sigma)}.$$

Splitting from the transitive cluster: ($k = 0$, $K^s \geq 1$)

We now consider the special case that we propose to split the transitive cluster ($k = 0$), when there are other intransitive clusters ($K^s \geq 1$). The acceptance probability for this proposal differs slightly, because $\theta_0 = 0$ is fixed. If a split is proposed on level 0 with intransitivity level θ_0^s , then the proposed clusters are $0'$ and $1'$ with intransitivity levels $\theta'_{0'}, \theta'_{1'}$; however, the completely transitive level must remain so, in order that the model remains an exact generalisation of the Bradley-Terry model, that is $\theta'_{0'} = \theta_0 = 0$. The level $1'$ has intransitivity level $\theta'_{1'} > 0$ governed by equation (S.6), remembering that $\theta'_{-1} = -\theta'_{1'}$. Additionally, a separate Jacobian $J_{split,0}$ is

required, see Appendix S:A.3. The cluster allocation also differs. Instead of allocating pairs in k to either $k', k' + 1$ and pairs in $-k$ to either $-k', -k' + 1$, the pairs in 0 are allocated to one of $0', -1', 1'$. The probability of the cluster allocation is therefore

$$q_0(\mathbf{Z}') = \left(\frac{|\mathbf{b}_0^s|!}{|\mathbf{b}_{-1}^s|! |\mathbf{b}_0^s|! |\mathbf{b}_1^s|!} \right) 3^{-|\mathbf{b}_0^s|},$$

since the allocation is at random. This gives an acceptance probability of

$$A_{split}|(k = 0, K^s \geq 1) = \Lambda_{split} \left(\frac{|\mathbf{b}_0^s|!}{|\mathbf{b}_{-1}^s|! |\mathbf{b}_0^s|! |\mathbf{b}_1^s|!} \right)^{-1} \left(\frac{1}{3} \right)^{-|\mathbf{b}_0^s|} J_{split,0}, \quad (\text{S.9})$$

if $k = 0, K^s \geq 1$.

Splitting from the Bradley-Terry case: ($K^s = 0$)

Consider the special case that only the transitive level exists and therefore the model in this state is identical to the Bradley-Terry. The transformation via the matching function, equation (S.2), is not possible in this case since the bounds $\theta_{K^s+1}^s$ (and $\theta_{-(K^s+1)}^s = -\theta_{K^s+1}^s$) are not defined when $K^s = 0$. However, ordering is not an issue in this case, and so the levels are simply proposed as

$$\theta'_{0'} = \theta_0, \quad \theta'_{1'} = \theta_0 + u = u,$$

which gives a Jacobian of 1, and where u is still defined as $u \sim \sigma \chi_1^2$, and the pairs in 0 are again allocated to one of $0', 1', -1'$. Therefore the acceptance probability, for $K^s = 0$, is given as

$$A_{split}|(K^s = 0) = \Lambda_{split} \left(\frac{|\mathbf{b}_0^s|!}{|\mathbf{b}_{-1}^s|! |\mathbf{b}_0^s|! |\mathbf{b}_1^s|!} \right)^{-1} \left(\frac{1}{3} \right)^{-|\mathbf{b}_0^s|}. \quad (\text{S.10})$$

S:2.1.2 Intransitivity merge move

So as to not confuse notation, we will consider the merge in terms of a reversed split move. Therefore let $(\boldsymbol{\phi}^s, \mathbf{Y}^s, A^s, \boldsymbol{\theta}', \mathbf{Z}', K') = (\boldsymbol{\phi}^{s+1}, \mathbf{Y}^{s+1}, A^{s+1}, \boldsymbol{\theta}^{s+1}, \mathbf{Z}^{s+1}, K^{s+1})$ be the current values of the parameters at step s , and we aim to propose parameters $(\boldsymbol{\phi}^s, \mathbf{Y}^s, A^s, \boldsymbol{\theta}^s, \mathbf{Z}^s, K^s)$. Two clusters are sampled to merge, however, since these must be consecutive clusters, in order to preserve order, we can simply sample from the set $k' \sim \{0, \dots, K' - 1\}$ and then merge clusters k' and $k' + 1$ into a new cluster k . Again there are many other ways to propose which clusters to merge, but for now we sample with equal probability. The proposed number of clusters must be $K^s = K' - 1$. Next, the cluster membership \mathbf{Z}^s is updated which is simple because all pairs of objects from both clusters k' or $k' + 1$ get assigned to the new cluster k . To find a suitable cluster mean θ_k^s , the inverse of the split move is used, so inversely to the split move, the matching function

$$y(x|\theta'_{k'-1}, \theta'_{k'+2}) = \text{logit} \left(\frac{x - \theta'_{k'-1}}{\theta'_{k'+2} - \theta'_{k'-1}} \right), \quad x \in (\theta'_{k'-1}, \theta'_{k'+2}), \quad (\text{S.11})$$

is used. Then the proposed merged transformed cluster mean is given from equations (S.3) and (S.4), as

$$y(\theta_k^s|\theta'_{k'-1}, \theta'_{k'+2}) = \frac{[y(\theta'_{k'}|\theta'_{k'-1}, \theta'_{k'+2}) + y(\theta'_{k'+1}|\theta'_{k'-1}, \theta'_{k'+2})]}{2}, \quad (\text{S.12})$$

which results in a proposed merged cluster mean of

$$\theta_k^s = \theta'_{k'-1} + \frac{(\theta'_{k'+2} - \theta'_{k'-1})}{1 + \left[\left(\frac{\theta'_{k'} - \theta'_{k'-1}}{\theta'_{k'+2} - \theta'_{k'}} \right) \left(\frac{\theta'_{k'+1} - \theta'_{k'-1}}{\theta'_{k'+2} - \theta'_{k'+1}} \right) \right]^{-1/2}}. \quad (\text{S.13})$$

Then, the next state is accepted to be $(\boldsymbol{\phi}^s, \mathbf{Y}^s, A^s, \boldsymbol{\theta}^s, \mathbf{Z}^s, K^s) = (\boldsymbol{\phi}^s, \mathbf{Y}^s, A^s, \boldsymbol{\theta}', \mathbf{Z}', K')$, with probability A_{merge} , whose precise form depends the situation.

The general case: ($k' \neq 0$)

In the most general case, that $k' \neq 0$, then this gives an acceptance probability of

$$A_{merge}|(k' \neq 0) = \Lambda_{merge} \left(\frac{\mathbf{b}_k^s! \mathbf{b}_{-k}^s! 2^{-(|\mathbf{b}_k^s| + |\mathbf{b}_{-k}^s|)}}{\mathbf{b}_{k'}^s! \mathbf{b}_{k'+1}^s! \mathbf{b}_{-k'}^s! \mathbf{b}_{-(k'+1)}^s!} \right) (J'_{split})^{-1}, \quad (\text{S.14})$$

where

$$\Lambda_{merge} = \frac{\pi(\boldsymbol{\phi}^s, \mathbf{Y}^s, A^s, \boldsymbol{\theta}^s, \mathbf{Z}^s, K' - 1 | \mathbf{x})}{\pi(\boldsymbol{\phi}^s, \mathbf{Y}^s, A^s, \boldsymbol{\theta}', \mathbf{Z}', K' | \mathbf{x})} (1 + \mathbb{1}\{K' = 1\}) \frac{\chi_1(u'/\sigma)}{\sigma},$$

and where $u' = y(\theta'_{k'+1} | \theta'_{k'-1}, \theta'_{k'+2}) - y(\theta_k^s | \theta'_{k'-1}, \theta'_{k'+2})$ is the value required for the inverse split move to get back to intransitivity levels $\theta'_{k'}$ and $\theta'_{k'+1}$, and J'_{split} is the Jacobian for the inverse split move. This gives the acceptance probability for a merge when $k' \neq 0$, however, like the split move, there are two other variants, outlined below.

Merging to the transitive cluster: ($k' = 0, K' \geq 2$)

If $k' = 0$, and therefore clusters $0', 1'$ are being merged to cluster 0 with intransitivity level $\theta_k^s = \theta_0^s = 0$, then, similarly to the equivalent split move, the allocation probability changes because pairs from $0', -1', 1'$ are proposed to move into 0. The Jacobian also changes to $J'_{split,0}$, see Appendix S:A.3, and the acceptance probability is given as

$$A_{merge}|(k' = 0, K' \geq 2) = \Lambda_{merge} \left(\frac{|\mathbf{b}_0^s|!}{|\mathbf{b}_{-1}^s|! |\mathbf{b}_0^s|! |\mathbf{b}_1^s|!} \right) \left(\frac{1}{3} \right)^{|\mathbf{b}_0^s|} (J'_{split,0})^{-1}. \quad (\text{S.15})$$

Merging to the Bradley-Terry case: ($K' = 1$)

Similarly to the equivalent split move, if $K' = 1$, then the proposed merge move would be to a Bradley-Terry model (or generalisation there-of). In this case no transformation is required, and thus no Jacobian term, and so

$$A_{merge}|(K' = 1) = \Lambda_{merge} \left(\frac{|\mathbf{b}_0^s|!}{|\mathbf{b}_{-1}^s|! |\mathbf{b}_0^s|! |\mathbf{b}_1^s|!} \right) \left(\frac{1}{3} \right)^{|\mathbf{b}_0^s|}, \quad (\text{S.16})$$

where in this case $u' = \theta'_{k'+1}$.

S:2.2 Split-Merge components : skill

S:2.2.1 Skill split move

The split and merge components are now considered for the objects skill levels. The reversible jump moves here are similar to those of the intransitivity levels, but a few changes are needed to accommodate for the fact that levels can have either positive or negative values, and that symmetry in the skill levels is not enforced as it is for the intransitivity levels. A cluster $a \in \mathcal{A}^s$ is selected at random to be split, with a skill level $\phi_a^s \in \boldsymbol{\phi}^s$, and the proposed new clusters are labelled $a', a' + 1$, and have skill levels $\phi'_{a'}, \phi'_{a'+1} \in \mathbb{R}$. Note that the skill level $\phi_0 = 0$ can be split, although in this case one of the proposed skill levels must also be 0, and object 1 must stay in this level. The proposed number of skill levels is of course $A' = A^s + 1$. Next, the new skill level parameters are proposed.

From the current allocations \mathbf{Y}^s , the proposed allocations \mathbf{Y}' are found by randomly reallocating those objects in cluster a to either cluster a' or $a' + 1$ with equal probability.

The acceptance probability A_{split_A} is then computed as:

$$\begin{aligned} A_{split_A} &= \frac{\pi(\boldsymbol{\phi}', \mathbf{Y}', A^s + 1, \boldsymbol{\theta}^s, \mathbf{Z}^s, K^s | \mathbf{x})}{\pi(\boldsymbol{\phi}^s, \mathbf{Y}^s, A^s, \boldsymbol{\theta}^s, \mathbf{Z}^s, K^s | \mathbf{x})} \frac{q(A^s + 1, \mathbf{Y}', \boldsymbol{\phi}' | A^s, \mathbf{Y}^s, \boldsymbol{\phi}^s)}{q(A^s, \mathbf{Y}^s, \boldsymbol{\phi}^s | A^s + 1, \mathbf{Y}', \boldsymbol{\phi}')} \frac{1}{q_{u_A}(u_A)} J_{split}^r \\ &= \frac{\pi(\boldsymbol{\phi}', \mathbf{Y}', A^s + 1, \boldsymbol{\theta}^s, \mathbf{Z}^s, K^s | \mathbf{x})}{\pi(\boldsymbol{\phi}^s, \mathbf{Y}^s, A^s, \boldsymbol{\theta}^s, \mathbf{Z}^s, K^s | \mathbf{x})} \frac{q(merge | A^s + 1)}{q(split | A^s)} \frac{q_a(a', a' + 1)}{q_a(a)} \frac{1}{q_{u_A}(u_A)} \frac{1}{q(\mathbf{Y}')} J_{split}^r, \end{aligned} \quad (\text{S.17})$$

which is the ratio of the posterior densities, the ratio of the proposal densities, and the ratio of the densities of the auxiliary variables, which is in this case just $q_{u_A}(u_A)^{-1} = \chi_1(u_A/\sigma_A)$, and J_{split}^r is the Jacobian. The probability of proposing a particular level to be split is simply

$$q_a(a) = \frac{1}{|\mathcal{A}^s|} = \frac{1}{A^s + 1} \forall a \in \mathcal{A}^s.$$

For the inverse merge move, see Section S:2.2.2, the probability of proposing clusters a' and $a' + 1$ to merge is simply

$$q_a(a', a' + 1) = \frac{1}{A'} \forall a' \in \mathcal{A}' \setminus \{A'_+\},$$

therefore $q_a(a', a' + 1)/q_a(a) = 1$.

Let $\mathbf{c}_a^s := \{i, \forall i \in \mathcal{I} \setminus \{1\} : \mathbf{y}_{\{i\},a}^s = 1\}$ denote the set of objects which belong to the cluster-to-be-split, i.e., a . Then, the probability of the cluster allocation, given that cluster a has been split, is

$$q(\mathbf{Y}') = \frac{|\mathbf{c}_a^s|!}{|\mathbf{c}_{a'}^s|! |\mathbf{c}_{a'+1}^s|!} 2^{-|\mathbf{c}_a^s|}$$

since the new cluster allocations are selected at random.

Again there are three variants for both the splitting and merging of skill levels that must be considered:

The general case: ($a \neq 0$)

To preserve ordering, the same transformation is made as in Section S:2.1.1, and so the set of levels must be extended as before, but now in both positive and negative directions, such that

$$\begin{aligned} \phi_{A_+^s+1}^s &:= \phi_{A_+^s}^s + (\phi_{A_+^s}^s - \phi_{A_+^s-1}^s) \\ \phi_{A_-^s-1}^s &:= \phi_{A_-^s}^s - |\phi_{A_-^s+1}^s - \phi_{A_-^s}^s|. \end{aligned} \quad (\text{S.18})$$

Using the same logit transformation to preserve order, new skill levels are proposed via the equations

$$\phi_{a'}' = \frac{\phi_{a-1}^s + \phi_{a+1}^s \exp(-u_A) (\phi_a^s - \phi_{a-1}^s) / (\phi_{a+1}^s - \phi_a^s)}{1 + \exp(-u_A) (\phi_a^s - \phi_{a-1}^s) / (\phi_{a+1}^s - \phi_a^s)} \quad (\text{S.19})$$

$$\phi_{a'+1}' = \frac{\phi_{a-1}^s + \phi_{a+1}^s \exp(u_A) (\phi_a^s - \phi_{a-1}^s) / (\phi_{a+1}^s - \phi_a^s)}{1 + \exp(u_A) (\phi_a^s - \phi_{a-1}^s) / (\phi_{a+1}^s - \phi_a^s)}. \quad (\text{S.20})$$

where the *auxiliary variable* $u_A \sim \sigma_A \chi_1^2$, for $\sigma_A > 0$.

Combining these components, the acceptance probability of splitting skill cluster a can be computed as

$$A_{split}^r(a \neq 0) = \Lambda_{split}^r J_{split}^r, \quad (\text{S.21})$$

where

$$\Lambda_{split}^r = \frac{\pi(\boldsymbol{\phi}', \mathbf{Y}', A^s + 1, \boldsymbol{\theta}^s, \mathbf{Z}^s, K^s | \mathbf{x})}{\pi(\boldsymbol{\phi}^s, \mathbf{Y}^s, A^s, \boldsymbol{\theta}^s, \mathbf{Z}^s, K^s | \mathbf{x})} \frac{1}{1 + \mathbb{1}\{A^s = 0\}} \frac{\sigma_A}{\chi(u_A/\sigma_A)} \left(\frac{|\mathbf{c}_a^s|!}{|\mathbf{c}_{a'}^s|! |\mathbf{c}_{a'+1}^s|!} 2^{-|\mathbf{c}_a^s|} \right)^{-1}.$$

Splitting from the zero skill: ($a = 0, A^s \geq 0$)

Consider the special case that the 0 level is split, but other skill levels are present. One of the split levels must remain at 0, specifically, $\phi_{0'}^s = \phi_0^s = 0$. The other proposed skill level is

$$\phi_{(2X-1)'}' = X\phi_{a'+1}' + (1 - X)\phi_{a'}', \quad (\text{S.22})$$

where $X \sim \text{Bernoulli}(0.5)$, such that the non-zero proposed skill level can be either above or below the 0 level, and it has label $(2X - 1)'$, that is, either $1'$ or $-1'$. The Jacobian $J_{split,0}^r$ is calculated as in Appendix S:A.3, and the acceptance probability is given as

$$A_{split}^r | (a = 0, A^s \geq 0) = 2\Lambda_{split}^r J_{split,0}^r, \quad (\text{S.23})$$

the only difference to the general case being in the Jacobian term, and the factor of 2 which comes from the Bernoulli variable.

Splitting from the single skill model: ($A^s = 0$)

In the unlikely case that only a single skill level is present in the model, the new skill level is simply proposed as

$$\phi'_{(2X-1)'} = Xu_A - (1 - X)u_A, \quad (\text{S.24})$$

since no transformation is needed due to no ordering issues. In this case the acceptance probability is given as

$$A_{split}^r | (A^s = 0) = 2\Lambda_{split}^r, \quad (\text{S.25})$$

where the Jacobian term is 1.

The next state of the sampler $(\phi^{s+1}, \mathbf{Y}^{s+1}, A^{s+1}, \theta^{s+1}, \mathbf{Z}^{s+1}, K^{s+1})$ is then accepted to be $(\phi', \mathbf{Y}', A', \theta^s, \mathbf{Z}^s, K^s)$ with probability A_{split}^r , and otherwise $(\phi^{s+1}, \mathbf{Y}^{s+1}, A^{s+1}, \theta^{s+1}, \mathbf{Z}^{s+1}, K^{s+1}) = (\phi^s, \mathbf{Y}^s, A^s, \theta^s, \mathbf{Z}^s, K^s)$.

S:2.2.2 Skill merge move

Like the intransitivity merge move, the merge move is considered as a reverse split move, such that the current parameters are $(\phi', \mathbf{Y}', A', \theta^s, \mathbf{Z}^s, K^s) = (\phi^{s+1}, \mathbf{Y}^{s+1}, A^{s+1}, \theta^{s+1}, \mathbf{Z}^{s+1}, K^{s+1})$ be the current values of the parameters, and we aim to propose parameters $(\phi^s, \mathbf{Y}^s, A^s, \theta^s, \mathbf{Z}^s, K^s)$. Two levels $a', a' + 1 \in \mathcal{A}' \setminus \{A'_+\}$ are sampled to merge with probability

$$q_a(a', a' + 1) = \frac{1}{A'} \quad \forall a' \in \mathcal{A}' \setminus \{A'_+\},$$

and are inverse split move is proposed with probability

$$q_a(a) = \frac{1}{A^s + 1} \quad \forall a \in \mathcal{A}^s \setminus \{A^s_+\},$$

so again $q_a(a)/q_a(a', a' + 1) = 1$. The three variants for the merging abilities are then as follows:

The general case: ($a', a' + 1 \neq 0$)

In the general case that the sampler proposed to merge two non-zero levels, $a', a' + 1 \neq 0$, then

$$A_{merge}^r | (a', a' + 1 \neq 0) = \Lambda_{merge}^r / J_{split}^r, \quad (\text{S.26})$$

where

$$\Lambda_{merge}^r = \frac{\pi(\phi^s, \mathbf{Y}^s, A' - 1, \theta^s, \mathbf{Z}^s, K^s | \mathbf{x})}{\pi(\phi', \mathbf{Y}', A', \theta^s, \mathbf{Z}^s, K^s | \mathbf{x})} (1 + \mathbb{1}\{A' = 1\}) \frac{\Phi(u'_A / \sigma_A)}{\sigma_A} \frac{|\mathbf{c}_a^s|!}{|\mathbf{c}_{a'}^s|! |\mathbf{c}_{a'+1}^s|!} 2^{-|\mathbf{c}_a^s|},$$

and $u'_A \sim \sigma_A \chi_1^2$ is the value required for the inverse split move to get back to skill levels $\phi'_{a'}$ and $\phi'_{a'+1}$.

Merging to the zero skill: ($\min(|a'|, |a' + 1|) = 0, A' \geq 2$)

If either a' or $a' + 1$ are 0 (and therefore have skill levels either $\phi'_{a'} = 0$ or $\phi'_{a'+1} = 0$), then the merged skill level must be $\phi_a = \phi_0 = 0$, and u'_A is the value required to invert the merge, such that

$$u'_A = \begin{cases} |y(\phi'_{a'+1}|\phi'_{a'-1}, \phi'_{a'+2})| & \text{if } a' = 0 \\ |y(\phi'_{a'}|\phi'_{a'-1}, \phi'_{a'+2})| & \text{if } a' + 1 = 0 \end{cases},$$

where $y(\cdot)$ is defined in equation (S.2). This gives an acceptance probability of

$$A_{merge}^r | [\min(|a'|, |a' + 1|) = 0, A' \geq 2] = \Lambda_{merge}^r / 2J_{split,0}^r, \quad (\text{S.27})$$

so the Jacobian $J_{split,0}^r$, see Appendix S:A.4, differs from the general case, and also the factor of 1/2, which comes from the Bernoulli variable in the inverse split move.

Merging to the single skill model: ($A' = 1$)

If $A' = 1$, then the merged skill level must be 0, and u'_A is simply the absolute value of whichever level is not 0, that is $u'_A = \max(|\phi'_{a'}|, |\phi'_{a'+1}|)$. In this case the acceptance probability is given as

$$A_{merge}^r | (A' = 1) = \Lambda_{merge}^r / 2. \quad (\text{S.28})$$

Then, the next state is accepted to be $(\phi^s, \mathbf{Y}^s, A^s, \theta^s, \mathbf{Z}^s, K^s) = (\phi', \mathbf{Y}', A', \theta^s, \mathbf{Z}^s, K^s)$, with probability A_{merge}^r .

S:3 Add-Delete components

S:3.1 Add-Delete components : intransitivity

Empty clusters can occur after a split, if all object pairs in the split cluster move to one of the new proposed clusters. Additionally, within the Gibbs reallocation move (see Section S:4) it is possible for all object pairs in a given cluster to move to other clusters. An empty cluster could exist for a long time before being merged, and even then the proposed merge may not be accepted. To deal with this more efficiently, a *delete cluster* move is included. To satisfy detailed balance, an *add cluster* move must also be included. Define the set of empty clusters \mathcal{K}_e^s to be $\mathcal{K}_e^s := \{a \in \{1, \dots, K^s\} : \mathbf{b}_a = \mathbf{b}_{-a} = \emptyset\}$, such that a cluster k_e is only considered empty if both $k_e = \emptyset$ and $k_{-e} = \emptyset$. This is a necessary consideration because \mathbf{Z}' was defined to contain only allocations for the ‘upper triangle’, that is $\mathbf{Z}' := \{\mathbf{z}'_{i,j} : i > j \in \mathcal{I} \setminus \{1\}\}$. Therefore it is possible that there are no pairs $\{i, j\} \forall i > j \in \mathcal{I} \setminus \{1\}$ in cluster, say $a > 0$; however, there may exist a pair $\exists \{h, m\} \in -a : h > m \in \mathcal{I} \setminus \{1\}$ in cluster $-a$, and thus by symmetry $\{m, h\} \in a$. Thus, to delete a cluster a , both clusters a and $-a$ must be empty, that is, we require $\mathbf{b}_a = \mathbf{b}_{-a} = \emptyset$, hence the definition of \mathcal{K}_e^s . Note also that cluster 0 is not being considered in \mathcal{K}_e^s , as there must always be exactly one transitive cluster.

S:3.1.1 Intransitivity add move

When a cluster is added, the proposed cluster mean $\theta^* | \alpha, \beta \sim h_0$, see equation (22) is drawn from the prior distribution, which is gamma distributed, and it is inserted such that correct ordering of intransitivity levels is maintained. Thus, if θ^* is, say the k th largest value in the vector (θ, θ^*) , then the proposed cluster allocation changes such that $\mathbf{b}'_l = \mathbf{b}_l^s$, $\mathbf{b}'_{-l} = \mathbf{b}_{-l}^s \forall l < k$, $\mathbf{b}'_{l+1} = \mathbf{b}_l^s$, $\mathbf{b}'_{-(l+1)} = \mathbf{b}_{-l}^s \forall l \geq k$ and $\mathbf{b}'_k = \mathbf{b}'_{-k} = \emptyset$, which defines \mathbf{Z}' . The proposed intransitivity levels become $\theta' = \{\theta_1^s, \dots, \theta_{k-1}^s, \theta^*, \theta_k^s, \dots, \theta_{k+1}^s\}$.

The cluster allocation is then reordered by increasing the index of cluster allocations which belong to intransitivity levels which are larger than the added cluster. The probability of proposing to add a cluster is an increasing function of an algorithm parameter $\rho_K > 0$, and the

probability of proposing to delete a cluster, see Section S:3.1.2, is an increasing function of the current number of empty clusters, $N_\emptyset^s := |\mathcal{K}_e^s|$, which excludes the completely transitive set \mathcal{J}_T . Therefore, the probability of proposing to add and delete an intransitivity level is constructed as,

$$q(\text{add} \mid N_\emptyset^s) = \frac{\rho_K}{\rho_K + N_\emptyset^s}, \quad q(\text{delete} \mid N_\emptyset^s) = \frac{N_\emptyset^s}{\rho_K + N_\emptyset^s}, \quad (\text{S.29})$$

respectively.

Since an add or delete move in no way effects the likelihood, only the prior density changes, and the acceptance probability of adding is given as

$$\begin{aligned} A_{\text{add}} &= \frac{\pi(\boldsymbol{\phi}^s, \mathbf{Y}^s, A, \boldsymbol{\theta}', \mathbf{Z}', K^s + 1)}{\pi(\boldsymbol{\phi}^s, \mathbf{Y}^s, A, \boldsymbol{\theta}^s, \mathbf{Z}^s, K^s)} \frac{1}{(K^s + 1)h_0(\theta^* \mid \alpha, \beta)} \frac{(N_\emptyset^s + 1)/(\rho_K + N_\emptyset^s + 1)}{\rho_K/(\rho_K + N_\emptyset^s)} \\ &= \frac{f(\mathbf{Z}' \mid \gamma, K^s + 1)}{f(\mathbf{Z} \mid \gamma, K^s)} \frac{g_0(K^s + 1 \mid \lambda)}{g_0(K^s \mid \lambda)} \frac{(N_\emptyset^s + 1)(\rho_K + N_\emptyset^s)}{\rho_K(\rho_K + N_\emptyset^s + 1)}. \end{aligned} \quad (\text{S.30})$$

S:3.1.2 Intransitivity delete move

During a delete empty cluster move, an empty cluster $k_e \in \mathcal{K}_e^s$ is selected at random. Given the sampler is in state s with $N_\emptyset^s \in \mathbb{N}_+$ empty clusters, i.e., there is at least 1 empty cluster, the acceptance probability of deleting an empty cluster, k_e with cluster mean θ^* , where \mathbf{Z}' is the proposed allocation after the cluster is removed, is given as

$$A_{\text{delete}} = \frac{f(\mathbf{Z}' \mid \gamma, K^s - 1)}{f(\mathbf{Z}^s \mid \gamma, K^s)} \frac{g_0(K^s - 1 \mid \lambda)}{g_0(K^s \mid \lambda)} \frac{\rho_K(\rho_K + N_\emptyset^s)}{N_\emptyset^s(\rho_K + N_\emptyset^s - 1)}. \quad (\text{S.31})$$

Again, intransitivity levels are re-indexed appropriately. Choosing $\rho_K = 1$ means that when one empty cluster exists, there is an equal chance of proposing to add or delete an empty cluster. For $0 < \rho_K < 1$, as long as there exists at least one cluster, there is always a greater chance of proposing to delete an empty cluster than to add an empty cluster.

S:3.2 Add-Delete components : skills

Similarly to the add intransitivity move, for the add skill cluster move a new skill level is drawn from the prior, that is $\phi^* \mid \nu_A \sim \mathcal{N}(0, \nu_A^2)$, and indexed such that the proposed vector of skill levels is ordered. The allocations are altered such that all objects maintain the same abilities.

Define the set of empty skill clusters \mathcal{A}_e^s to be $\mathcal{A}_e^s := \{a \in \mathcal{A}_{-0} : \mathbf{c}_a = \emptyset\}$, noting that cluster 0 is not being considered. During a delete empty cluster move, an empty cluster, say $a_e \in \mathcal{A}_e^s$, is selected at random to be deleted. The cluster allocations are then reordered such that, if the deleted level is positive, the index of cluster allocations which belong to skill levels which are larger than the removed cluster are decreased by one, and if the deleted level is negative, the index of cluster allocations which belong to skill levels which are smaller than the removed cluster are increased by one. That is, $\mathbf{c}'_l = \mathbf{c}_l^s - 1$ if $l > \max(a_e, 0)$, $\mathbf{c}'_l = \mathbf{c}_l^s + 1$ if $l < \min(a_e, 0)$ and $\mathbf{c}'_l = \mathbf{c}_l^s$ otherwise. Similarly to the intransitivity add and delete moves, the probability of proposing a skill cluster is an increasing function of an algorithm parameter $\rho_A > 0$, and the probability of proposing to delete a cluster is increasing function of the current number of empty clusters, $N_{\emptyset_A}^s := |\mathcal{A}_e^s|$. The probability of proposing to add or delete an empty skill cluster is, respectively,

$$q(\text{add } A \mid N_{\emptyset_A}^s) = \frac{\rho_A}{\rho_A + N_{\emptyset_A}^s}, \quad q(\text{delete } A \mid N_{\emptyset_A}^s) = \frac{N_{\emptyset_A}^s}{\rho_A + N_{\emptyset_A}^s}. \quad (\text{S.32})$$

Given the sampler is in state s with $N_{\emptyset_A}^s \in \mathbb{N}$ empty clusters, the acceptance probability of adding is given as

$$A_{add\ A} = \frac{f(\mathbf{Y}'|\gamma_A, A^s + 1)}{f(\mathbf{Y}|\gamma_A, A^s)} \frac{g_0(A^s + 1|\lambda_A)}{g_0(A^s|\lambda_A)} \frac{(N_{\emptyset_A}^s + 1)(\rho_A + N_{\emptyset_A}^s)}{\rho_A(\rho_A + N_{\emptyset_A}^s + 1)}. \quad (\text{S.33})$$

Likewise, given the sampler is in state s with $N_{\emptyset_A}^s \in \mathbb{N}_+$ empty clusters, the acceptance probability of deleting an empty cluster, a with cluster mean ϕ^* , where \mathbf{Y}' is the proposed allocation after the cluster is removed, is given as

$$A_{delete\ A} = \frac{f(\mathbf{Y}'|\gamma_A, A^s - 1)}{f(\mathbf{Y}|\gamma_A, A^s)} \frac{g_0(A^s - 1|\lambda_A)}{g_0(A^s|\lambda_A)} \frac{\rho_A(\rho_A + N_{\emptyset_A}^s)}{N_{\emptyset_A}^s(\rho_A + N_{\emptyset_A}^s - 1)}. \quad (\text{S.34})$$

S:4 Standard MCMC updates

S:4.1 Standard MCMC updates : intransitivity

S:4.1.1 Intransitivity levels update

Moves which do not propose any change to K^s or A^s can follow standard MCMC updates. The moves follow a Metropolis-Hastings-within-Gibbs procedure, where the skill levels ϕ , intransitivity levels θ , and cluster allocations (\mathbf{Y}, \mathbf{Z}) are updated sequentially.

The intransitivity levels are updated sequentially from smallest to largest, using the matching function (S.2) to ensure ordering is preserved. First, the proposed transformed intransitivity level $y(\theta'_1|\theta_0^s, \theta_2^s)$ is proposed via a symmetric random walk with standard deviation $\tau > 0$, such that $y(\theta'_1|\theta_0^s, \theta_2^s) \sim \mathcal{N}(y(\theta_1^s|\theta_0^s, \theta_2^s), \tau^2)$, and accepted with probability $A_{levels}^{(1)}$, where

$$A_{levels}^{(1)} = \frac{\pi(\phi^s, \mathbf{Y}^s, A^s, \theta', \mathbf{Z}^s, K^s|\mathbf{x})}{\pi(\phi^s, \mathbf{Y}^s, A^s, \theta^s, \mathbf{Z}^s, K^s|\mathbf{x})} = \frac{L(\mathbf{x}|\phi^s, \mathbf{Y}^s, A^s, \theta', \mathbf{Z}^s, K^s)}{L(\mathbf{x}|\phi^s, \mathbf{Y}^s, A^s, \theta^s, \mathbf{Z}^s, K^s)} \frac{h_0(\theta'_1|\alpha, \beta)}{h_0(\theta_1^s|\alpha, \beta)}. \quad (\text{S.35})$$

and if accepted then $\theta_1^{s+1} = \theta'_1$. The other intransitivity levels are then drawn similarly, but using the latest updated values of the intransitivity levels, such that

$$y(\theta'_k|\theta_{k-1}^{s+1}, \theta_{k+1}^s) \sim \mathcal{N}(y(\theta_k^s|\theta_{k-1}^{s+1}, \theta_{k+1}^s), \tau^2),$$

and θ'_k is accepted as the new parameter value θ_k^{s+1} with probability $A_{levels}^{(k)}$, where

$$A_{levels}^{(k)} = \frac{\pi(\phi^s, \mathbf{Y}^s, A^s, \theta'_k, \mathbf{Z}^s, K^s|\mathbf{x})}{\pi(\phi^s, \mathbf{Y}^s, A^s, \theta_k^s, \mathbf{Z}^s, K^s|\mathbf{x})} = \frac{L(\mathbf{x}|\phi^s, \mathbf{Y}^s, A^s, \theta'_k, \mathbf{Z}^s, K^s)}{L(\mathbf{x}|\phi^s, \mathbf{Y}^s, A^s, \theta_k^s, \mathbf{Z}^s, K^s)} \frac{h_0(\theta'_k|\alpha, \beta)}{h_0(\theta_k^s|\alpha, \beta)}, \quad (\text{S.36})$$

where $\theta_k^s := \{\theta_1^{s+1}, \dots, \theta_{k-1}^{s+1}, \theta_k^s, \dots, \theta_{K^s}^s\}$ and $\theta'_k := \{\theta_1^{s+1}, \dots, \theta_{k-1}^{s+1}, \theta'_k, \theta_{k+1}^s, \dots, \theta_{K^s}^s\}$.

S:4.1.2 Pair reallocation

Then the intransitivity cluster allocation \mathbf{Z} is updated. This can be achieved by either a naïve approach, or using the conditional posterior approach. For the naïve approach, a new allocation is drawn from the prior $f(\mathbf{Z}|\gamma, K)$, using a two-step process. First, a new ω'_{K^s} is drawn from the prior $\omega'_{K^s}|K^s \sim \text{Dirichlet}(\gamma \mathbf{1}_{2K+1})$. Then, the allocations are drawn from

$$\mathbf{Z}' = \{z'_{\{i,j\}}|\omega'_{K^s} \sim \text{multinomial}(1, \omega'_{K^s}), \forall i > j \in \mathcal{I} \setminus \{1\}\},$$

with $z'_{\{i,j\}} \perp z'_{\{h,m\}}|\omega'_{K^s}$ for all $\{i,j\} \neq \{h,m\} \in (\mathcal{I} \setminus \{1\})^2$, and so by mixing over ω'_{K^s} we are sampling from $f(\mathbf{Z}|\gamma, K)$. This will be fast, but may mix over iterations poorly since the proposal could be far away from the maximum posterior and so the acceptance rate could be very low.

Instead, the data can be used to inform the next proposal using the conditional posterior. Consider the pair $\{i, j\} : i > j \in \mathcal{I} \setminus \{1\}$ at step s . The conditional posterior $p_{\{i,j\}}^s(y)$ that the pair $\{i, j\}$ is in cluster $y \in \{-K^s, \dots, K^s\}$ is computed as

$$p_{\{i,j\}}^s(y) \propto L(\mathbf{x}_{\{i,j\}} | \boldsymbol{\phi}^s, \mathbf{Y}^s, A^s, \boldsymbol{\theta}^s, \tilde{\mathbf{z}}_{\{i,j\}}^s(y), K^s) f(\tilde{\mathbf{Z}}_{\{i,j\}}^s(y) | \gamma, K^s), \quad \forall y \in \{-K^s, \dots, K^s\}, \quad (\text{S.37})$$

for all $i > j \in \mathcal{I} \setminus \{1\}$, where $\tilde{\mathbf{z}}_{\{i,j\}}^s(y)$ indicates that the pair $\{i, j\}$ is in cluster y , i.e.,

$$\tilde{\mathbf{z}}_{\{i,j\}}^s(y) := \{z_t, t \in \{-K^s, \dots, K^s\} : z_y = 1, z_t = 0 \text{ otherwise}\},$$

and $\mathbf{x}_{\{i,j\}}$ comprises only data of comparisons between i and j , and the full allocations used in the prior $f(\tilde{\mathbf{Z}}_{\{i,j\}}^s(y) | \gamma, K^s)$ are given as

$$\tilde{\mathbf{Z}}_{\{i,j\}}^s(y) = \{\tilde{\mathbf{z}}_{\{i,j\}}^s(y), \{\mathbf{z}_{\{a,b\}}^s, \forall a > b \in \mathcal{I} \setminus \{1, i, j\}\}\},$$

which is just the usual set of allocations, except for the pair $\{i, j\}$, which is assigned to cluster y . Only the data $\mathbf{x}_{\{i,j\}}$ need be considered in the likelihood in equation (S.40) instead of the all the data, because the cluster allocation of all pairs is assumed to be independent, so only θ_{ik} will change, see definition (12), which in turn means that only the pairwise probabilities p_{ik} and p_{ki} will change, see equation (7).

Since K^s is finite, for all $s \in \{1, \dots, S\}$, the probability $q_{\{i,j\}}^s(y)$ at iteration s that the pair $\{i, j\}$ belongs to a cluster y is found by simply normalising, to give

$$q_{\{i,j\}}^s(y) := \frac{p_{\{i,j\}}^s(y)}{\sum_{c=-K^s}^{K^s} p_{\{i,j\}}^s(c)}, \quad \forall y \in \{-K^s, \dots, K^s\}.$$

Then, for the pair $\{i, j\}$, the proposed allocation is drawn from a multinomial distribution with probability $\mathbf{q}_{\{i,j\}}^s := \{q_{\{i,j\}}^s(y) : y \in \{-K^s, \dots, K^s\}\}$, so that

$$\mathbf{z}'_{\{i,j\}} \sim \text{multinomial}\left(1, \mathbf{q}_{\{i,j\}}^s\right). \quad (\text{S.38})$$

Note that it is possible for $\mathbf{z}'_{\{i,j\}} = \mathbf{z}_{\{i,j\}}^s$.

So far we have explained the proposal for a given pair $\{i, j\}$. In order to reallocate all pairs, this proposal is made sequentially for all $i > j \in \mathcal{I} \setminus \{1\}$ as follows. All free pairs are initially placed into a *holding set* $\mathcal{H} = \{\{a, b\} : a > b \in \mathcal{I} \setminus \{1\}\}$. Also define an *allocated set* \mathcal{L} which is initially empty. From the holding set \mathcal{H} , a pair $\{i, j\} \in \mathcal{H}$ is selected at random to have a new allocation proposed $\mathbf{z}'_{\{i,j\}}$, which is drawn from equation (S.38). This is then accepted with probability $A_{\text{alloc}}^{\{i,j\}} = 1, \forall \{i, j\} : i > j \in \mathcal{I} \setminus \{1\}$, see appendix S:B. Therefore $\mathbf{z}_{\{i,j\}}^{s+1} = \mathbf{z}'_{\{i,j\}}$ with probability 1 for all $i > j \in \mathcal{I}$. Then, the pair $\{i, j\}$ are placed in the allocated set, such that now $\mathcal{H} = \{\{a, b\} : a > b \in (\mathcal{I} \setminus \{1\})^2 \setminus \{i, j\}\}$, and the allocated set becomes $\mathcal{L} = \{\{i, j\}\}$. Pairs from the holding set continue to be reallocated until the holding set is empty, and all pairs have been reassigned.

S:4.2 Standard MCMC updates : skills

S:4.2.1 Skill levels update

Next the skill levels are updated sequentially from smallest to largest, and the new values are again proposed on the transformed scale, all of which ensures that order is preserved. Specifically, for any $a \in \mathcal{A}_{\{-0\}}$, then the new transformed parameter is proposed via a symmetric random walk with standard deviation $\tau_A > 0$, such that $y(\phi'_a | \phi_{a-1}^{s+1}, \phi_{a+1}^s) \sim \mathcal{N}(y(\phi_a^s | \phi_{a-1}^{s+1}, \phi_{a+1}^s), \tau_A^2)$. The proposed parameter is accepted with probability

$$A_{\text{levels}}^{(a)} = \frac{\pi(\boldsymbol{\phi}', \mathbf{Y}^s, A^s, \boldsymbol{\theta}^s, \mathbf{Z}^s, K^s | \mathbf{x})}{\pi(\boldsymbol{\phi}^s, \mathbf{Y}^s, A^s, \boldsymbol{\theta}^s, \mathbf{Z}^s, K^s | \mathbf{x})} = \frac{L(\mathbf{x} | \boldsymbol{\phi}', \mathbf{Y}^s, A^s, \boldsymbol{\theta}^s, \mathbf{Z}^s, K^s)}{L(\mathbf{x} | \boldsymbol{\phi}^s, \mathbf{Y}^s, A^s, \boldsymbol{\theta}^s, \mathbf{Z}^s, K^s)} \frac{\pi(\phi'_a | \nu_A)}{\pi(\phi_a^s | \nu_A)}. \quad (\text{S.39})$$

where π is the prior distribution of the skill levels $\boldsymbol{\phi}$, namely, normal with standard deviation ν_A . If accepted then $\phi_a^{s+1} = \phi'_a$.

S:4.2.2 Object reallocation

The skill cluster allocation is updated in the same way as the intransitivity cluster allocation, using the conditional posterior. By considering the object $i \in \mathcal{I} \setminus \{1\}$ at step s , the conditional posterior $p_{\{i\}}^s(w)$ that the object i is in cluster $w \in \{-A_-^s, \dots, A_+^s\}$ is

$$p_{\{i\}}^s(w) \propto L(\mathbf{x}_{\{i\}} | \boldsymbol{\phi}^s, \tilde{\mathbf{Y}}_{\{i\}}(w), A^s, \boldsymbol{\theta}^s, \mathbf{Z}^s, K^s) f(\tilde{\mathbf{Y}}_{\{i\}}^s(w) | \gamma_A, A^s), \forall y \in \{-A_-^s, \dots, A_+^s\}, i \in \mathcal{I} \setminus \{1\} \quad (\text{S.40})$$

where

$$\tilde{\mathbf{Y}}_{\{i\}}^s(w) := \{\tilde{\mathbf{y}}_{\{i\}}(w), \{\mathbf{y}_{\{i\}}^s, \forall i \in \mathcal{I} \setminus \{1, i\}\}\},$$

and $\tilde{\mathbf{y}}_{\{i\}}(w)$ indicates that object i is in cluster w , i.e.,

$$\tilde{\mathbf{y}}_{\{i\}}(w) := \{y_t, t \in \{-A_-^s, \dots, A_+^s\} : y_w = 1, y_t = 0 \text{ otherwise}\}.$$

Here, $\mathbf{x}_{\{i\}}$ are only the data involving comparisons with object i , which is possible because all skill cluster allocations and skill clusters are assumed to be independent and so the likelihood of comparisons not involving object i will not be effected.

The probability $q_{\{i\}}^s(w)$ at iteration s that the object i belongs to a cluster w is again found by normalising, to give

$$q_{\{i\}}^s(w) := \frac{p_{\{i\}}^s(w)}{\sum_{c=-A_-^s}^{A_+^s} p_{\{i\}}^s(c)}, \forall w \in \{-A_-^s, \dots, A_+^s\}, \forall i \in \mathcal{I} \setminus \{1\}.$$

Then the object i 's the proposed allocation is drawn from a multinomial distribution with probability $\mathbf{q}_{\{i\}}^s := \{q_{\{i\}}^s(w) : w \in \{-A_-^s, \dots, A_+^s\}\}$, so that

$$\mathbf{y}'_{\{i\}} \sim \text{multinomial}\left(1, \mathbf{q}_{\{i\}}^s\right), \forall i \in \mathcal{I} \setminus \{1\}. \quad (\text{S.41})$$

Note that it is possible for $\mathbf{y}'_{\{i\}} = \mathbf{y}_{\{i\}}^s$. Again, the full proposal for all objects is made sequentially for all $i \in \mathcal{I} \setminus \{1\}$ as follows. All objects, except for the fixed object 1, are initially placed into a *holding set* $\mathcal{H}_A = \{i : i \in \mathcal{I} \setminus \{1\}\}$. Also define an *allocated set* $\mathcal{L}_A = \emptyset$. From the holding set \mathcal{H}_A , an object $i \in \mathcal{H}_A$ is selected at random to have a new allocation proposed $\mathbf{y}'_{\{i\}}$, which is drawn from equation (S.41). This is then accepted with probability $A_{\text{alloc } A}^{\{i\}} = 1, \forall \{i\} : i \in \mathcal{I} \setminus \{1\}$, see appendix S:B. The object i is then placed in the allocated set, such that now $\mathcal{H}_A = \{i : i \in \mathcal{I} \setminus \{1, i\}\}$, and the allocated set becomes $\mathcal{L}_A = \{i\}$. Objects from the holding set continue to be reallocated until the holding set is empty.

S:5 Initialisation

To ensure the best possible chance of convergence of the RJMCMC algorithm, good initial parameter estimates are useful. The full initialisation routine is described in algorithm 1. A standard Bradley-Terry model is first fitted to the data, which gives the abilities $\{r_i^{(BT)} : i \in \mathcal{I}\}$, and the associated pairwise win probabilities $\{p_{ik}^{(BT)} : i > k \in \mathcal{I} \setminus \{1\}\}$. Then, from the data, if w_{ik} is the number of comparisons in which object i is favoured to object k , out of a possible n_{ik} comparisons, then a set of naive pairwise probabilities can be formed by using these, and regularised with a prior. If $\{p_{ik}^{(n)} := w_{ik}/n_{ik} : i > k \in \mathcal{I} \setminus \{1\}\}$, which can be considered as $w_{ik} \sim \text{Binomial}(n_{ik}, p_{ik}^{(n)})$, then by using a beta prior $\bar{p} \sim \text{Beta}(\alpha_p, \beta_p)$, $\alpha_p, \beta_p > 0$, the initial naive posterior probabilities are set to

$$\left\{ \hat{p}_{ik}^{(n)} = \left(\frac{w_{ik} + \alpha_p}{n_{ik} + \alpha_p + \beta_p} \right) : i > k \in \mathcal{I} \setminus \{1\} \right\}.$$

This regularisation prevents values of $\hat{p}_{ik}^{(n)}$ becoming too close to, or exactly, 0 or 1, which result in unrealistic and therefore poor starting values for the intransitivity. This is no concern in the main RJMCMC algorithm because the prior helps to regularise this. From these two sets of probabilities, the initial estimates for the intransitivity are found as

$$\left\{ \theta_{ik} = \log \left(\frac{\hat{p}_{ik}^{(n)} / (1 - \hat{p}_{ik}^{(n)})}{p_{ik}^{(BT)} / (1 - p_{ik}^{(BT)})} \right) : i > k \in \mathcal{I} \setminus \{1\} \right\}.$$

These values of intransitivity are clustered into their initial levels $\boldsymbol{\theta}$ using k -means clustering. This is done across a range of number of levels K to produce several separate initial models. The BIC is then calculated for each model, and the best is returned. Conditional on this model, the abilities $\mathbf{r}^{(BT)}$ are also clustered again by using several k -means algorithms across a range of A , and the best model according to the BIC is selected as the initial estimates for the ICBT model.

Instead of applying the full RJMCMC algorithm to this initial model, initially only the skill levels $\boldsymbol{\phi}$ and the intransitivity levels $\boldsymbol{\theta}$ are permitted to update, with the other parameters $(\mathbf{Z}, \mathbf{Y}, K, A)$ fixed. After convergence of this algorithm, a second MCMC algorithm then allows additionally the allocations \mathbf{Y} and \mathbf{Z} to update. Finally, only after convergence of these two MCMC algorithms, is the full split-merge RJMCMC algorithm implemented, where samples are taken from all of $(\boldsymbol{\theta}, \boldsymbol{\phi}, \mathbf{Z}, \mathbf{Y}, K, A)$. The full algorithm, including all the initialisation is detailed in Algorithm 1.

Algorithm 1: Reversible Jump algorithm for Clustered Intransitive Bradley-Terry model.

Inputs: paired comparison data, prior parameters $(\lambda, \lambda_A \gamma, \gamma_A, \alpha, \beta)$;
Find maximum likelihood estimates for the Bradley-Terry abilities $\{r_i : i \in \mathcal{I}\}$, and the associated pairwise probabilities $\{p_{ik}^{(BT)} : i \neq k \in \mathcal{I}\}$;
Find naive estimates for pairwise win probabilities $\{p_{ik}^{(n)} = w_{ik}/n_{ik} : i \neq k \in \mathcal{I}\}$;
Find initial estimates for intransitivity

$$\left\{ \theta_{ik} = \log \left(\frac{p_{ik}^{(n)} / (1 - p_{ik}^{(n)})}{p_{ik}^{(BT)} / (1 - p_{ik}^{(BT)})} \right) : i \neq k \in \mathcal{I} \right\};$$

Cluster into intransitivity levels and skill levels using k -means clustering. Pick model with best BIC as initial model, which gives initial parameter estimates $(\hat{\phi}_{\text{initial}}, \hat{\mathbf{Y}}_{\text{initial}}, A_{\text{initial}}, \hat{\mathbf{Z}}_{\text{initial}}, \hat{\boldsymbol{\theta}}_{\text{initial}}, K_{\text{initial}})$;

Set $(\phi^0, \mathbf{Y}^0, A^0, \boldsymbol{\theta}^0, \mathbf{Z}^0, K^0) = (\hat{\phi}_{\text{initial}}, \hat{\mathbf{Y}}_{\text{initial}}, A_{\text{initial}}, \hat{\mathbf{Z}}_{\text{initial}}, \hat{\boldsymbol{\theta}}_{\text{initial}}, K_{\text{initial}})$;

for $s = 1, \dots, S_1$, **do**

 Update $\boldsymbol{\theta}$;
 Update ϕ ;
 Store sample $(\phi^s, \mathbf{Y}^s, A^s, \boldsymbol{\theta}^s, \mathbf{Z}^s, K^s)$

end

Set $(\phi^0, \mathbf{Y}^0, A^0, \boldsymbol{\theta}^0, \mathbf{Z}^0, K^0) = \arg\max_s \pi(\phi^s, \mathbf{Y}^s, A^s, \boldsymbol{\theta}^s, \mathbf{Z}^s, K^s | \mathbf{x})$

for $s = 1, \dots, S_2$, **do**

 Update $\boldsymbol{\theta}$;
 Update \mathbf{Z} ;
 Update ϕ ;
 Update \mathbf{Y} ;
 Store sample $(\phi^s, \mathbf{Y}^s, A^s, \boldsymbol{\theta}^s, \mathbf{Z}^s, K^s)$

end

Set $(\phi^0, \mathbf{Y}^0, A^0, \boldsymbol{\theta}^0, \mathbf{Z}^0, K^0) = \arg\max_s \pi(\phi^s, \mathbf{Y}^s, A^s, \boldsymbol{\theta}^s, \mathbf{Z}^s, K^s | \mathbf{x})$

for $s = 1, \dots, S$, **do**

 Update $\boldsymbol{\theta}$;
 Update ϕ ;
 Let $K^s = K^{s-1}, A^s = A^{s-1}$;
 if $K^s = 1$ **then**
 | propose to split an intransitivity cluster;
 else
 | with probability 1/2 propose to split or merge an intransitivity cluster;
 end
 if *there are no empty intransitivity clusters* **then**
 | propose adding empty intransitivity cluster
 else
 | with probability $\frac{N_\emptyset}{N_\emptyset + \rho_K}$ propose deleting empty intransitivity cluster;
 or;
 | with probability $\frac{\rho_K}{N_\emptyset + \rho_K}$ propose adding intransitivity empty cluster;
 end
 if $A^s = 1$ **then**
 | propose to split a skill level
 else
 | with probability 1/2 propose to split or merge a skill level;
 end
 if *there are no empty skill clusters* **then**
 | propose adding empty skill cluster
 else
 | with probability $\frac{N_\emptyset}{N_\emptyset + \rho_A}$ propose deleting empty skill cluster;
 or;
 | with probability $\frac{\rho_A}{N_\emptyset + \rho_A}$ propose adding empty skill cluster;
 end
 Update \mathbf{Z} ;
 Update \mathbf{Y} ;
 Store sample $(\phi^s, \mathbf{Y}^s, A, \boldsymbol{\theta}^s, \mathbf{Z}^s, K^s)$

end

Appendices

S:A Jacobian Calculations for Split and Merge Moves

S:A.1 Jacobian for intransitivity split move: $k \neq 0$

The Jacobian for the intransitivity split move J_{split} , for the general case where $k \neq 0$, namely, not a split on the transitive cluster, is given as

$$J_{split} = \begin{vmatrix} \frac{\partial \theta'_{k'+1}}{\partial \theta_k} & \frac{\partial \theta'_{k'}}{\partial \theta_k} \\ \frac{\partial \theta'_{k'+1}}{\partial u} & \frac{\partial \theta'_{k'}}{\partial u} \end{vmatrix}.$$

Let $\alpha = \theta_{k-1}$, $\beta = \theta_{k+1}$. From equations (S.5) and (S.6), we have

$$\begin{aligned} \theta'_{k'} &= \frac{\alpha + \beta \exp(-u) (\theta_k - \alpha) / (\beta - \theta_k)}{1 + \exp(-u) (\theta_k - \alpha) / (\beta - \theta_k)} \\ \theta'_{k'+1} &= \frac{\alpha + \beta \exp(u) (\theta_k - \alpha) / (\beta - \theta_k)}{1 + \exp(u) (\theta_k - \alpha) / (\beta - \theta_k)}. \end{aligned}$$

Therefore, using the quotient rule twice,

$$\begin{aligned} \frac{\partial \theta'_{k'}}{\partial \theta_k} &= \frac{\left[1 + \exp(-u) \left(\frac{\theta_k - \alpha}{\beta - \theta_k}\right)\right] \beta \exp(-u) \frac{\beta - \alpha}{(\beta - \theta_k)^2} - \left[\alpha + \beta \exp(-u) \left(\frac{\theta_k - \alpha}{\beta - \theta_k}\right)\right] \exp(-u) \frac{\beta - \alpha}{(\beta - \theta_k)^2}}{\left[1 + \exp(-u) \left(\frac{\theta_k - \alpha}{\beta - \theta_k}\right)\right]^2} \\ &= \frac{\beta \exp(-u) \frac{\beta - \alpha}{(\beta - \theta_k)^2} \left[1 - \frac{\alpha}{\beta}\right]}{\left[1 + \exp(-u) \left(\frac{\theta_k - \alpha}{\beta - \theta_k}\right)\right]^2}, \end{aligned} \quad (\text{S.42})$$

and similarly

$$\frac{\partial \theta'_{k'+1}}{\partial \theta_k} = \frac{\beta \exp(u) \frac{\beta - \alpha}{(\beta - \theta_k)^2} \left[1 - \frac{\alpha}{\beta}\right]}{\left[1 + \exp(u) \left(\frac{\theta_k - \alpha}{\beta - \theta_k}\right)\right]^2}, \quad (\text{S.43})$$

$$\begin{aligned} \frac{\partial \theta'_{k'}}{\partial u} &= \frac{\left[1 + \exp(-u) \left(\frac{\theta_k - \alpha}{\beta - \theta_k}\right)\right] \beta \exp(-u) (-1) \frac{\theta_k - \alpha}{\beta - \theta_k} - \left[\alpha + \beta \exp(-u) \left(\frac{\theta_k - \alpha}{\beta - \theta_k}\right)\right] \exp(-u) (-1) \frac{\theta_k - \alpha}{\beta - \theta_k}}{\left[1 + \exp(-u) \left(\frac{\theta_k - \alpha}{\beta - \theta_k}\right)\right]^2} \\ &= - \frac{\beta \exp(-u) \frac{\theta_k - \alpha}{\beta - \theta_k} \left[1 - \frac{\alpha}{\beta}\right]}{\left[1 + \exp(-u) \left(\frac{\theta_k - \alpha}{\beta - \theta_k}\right)\right]^2}, \end{aligned} \quad (\text{S.44})$$

$$\frac{\partial \theta'_{k'+1}}{\partial u} = \frac{\beta \exp(u) \frac{\theta_k - \alpha}{\beta - \theta_k} \left[1 - \frac{\alpha}{\beta}\right]}{\left[1 + \exp(u) \left(\frac{\theta_k - \alpha}{\beta - \theta_k}\right)\right]^2}. \quad (\text{S.45})$$

Equations (S.42), (S.43), (S.44), (S.45) therefore give a Jacobian of

$$\begin{aligned} J_{split} &= \left| \frac{\beta \exp(u) \frac{\beta - \alpha}{(\beta - \theta_k)^2} \left[1 - \frac{\alpha}{\beta}\right] (-1) \beta \exp(-u) \frac{\theta_k - \alpha}{\beta - \theta_k} \left[1 - \frac{\alpha}{\beta}\right] - \beta \exp(-u) \frac{\beta - \alpha}{(\beta - \theta_k)^2} \left[1 - \frac{\alpha}{\beta}\right] \beta \exp(u) \frac{\theta_k - \alpha}{\beta - \theta_k} \left[1 - \frac{\alpha}{\beta}\right]}{\left[1 + \exp(u) \left(\frac{\theta_k - \alpha}{\beta - \theta_k}\right)\right]^2 \left[1 + \exp(-u) \left(\frac{\theta_k - \alpha}{\beta - \theta_k}\right)\right]^2} \right. \\ &= \frac{2\beta^2 \frac{(\beta - \alpha)(\theta_k - \alpha)}{(\beta - \theta_k)^3} \left[1 - \frac{\alpha}{\beta}\right]^2}{1 + 4 \cosh(u) \left(\frac{\theta_k - \alpha}{\beta - \theta_k}\right) + (4 + 2 \cosh(2u)) \left(\frac{\theta_k - \alpha}{\beta - \theta_k}\right)^2 + 4 \cosh(u) \left(\frac{\theta_k - \alpha}{\beta - \theta_k}\right)^3 + \left(\frac{\theta_k - \alpha}{\beta - \theta_k}\right)^4}, \end{aligned} \quad (\text{S.46})$$

and $J_{merge} = 1/J_{split}$.

S:A.2 Jacobian for skill split move: $a \neq 0$

For the corresponding split of a skill cluster, assuming it is not the 0 cluster, i.e., $a \neq 0$, let $\alpha = \phi_{a-1}$, $\beta = \phi_{a+1}$. Then similarly to Appendix S:A.1, the Jacobian for the general split move for the skill levels is given as,

$$J_{split}^A = \frac{2\beta^2 \frac{(\beta-\alpha)(\phi_a-\alpha)}{(\beta-\phi_a)^3} \left[1 - \frac{\alpha}{\beta}\right]^2}{1 + 4 \cosh(u_A) \left(\frac{\phi_a-\alpha}{\beta-\phi_a}\right) + (4 + 2 \cosh(2u_A)) \left(\frac{\phi_a-\alpha}{\beta-\phi_a}\right)^2 + 4 \cosh(u_A) \left(\frac{\phi_a-\alpha}{\beta-\phi_a}\right)^3 + \left(\frac{\phi_a-\alpha}{\beta-\phi_a}\right)^4}, \quad (\text{S.47})$$

where $J_{merge}^A = 1/J_{split}^A$.

S:A.3 Jacobian for intransitivity split move: $k = 0$

In the case that the transitive level has a split proposed, i.e., $k = 0$, then

$$\theta'_{k'} = \theta_k = \theta_0 = 0,$$

and so

$$\frac{\partial \theta'_{k'}}{\partial u} = 0, \quad \frac{\partial \theta'_k}{\partial \theta_k} = 1.$$

Therefore, with α and β defined as in Appendix S:A.1, the Jacobian is given as

$$\begin{aligned} J_{split}|(k=0) &= \left| \frac{\partial \theta'_{k'+1}}{\partial u} \right| |(k=0)| \\ &= \frac{\beta \exp(u) \frac{\theta_0-\alpha}{(\beta-\theta_0)^2} \left[1 - \frac{\alpha}{\beta}\right]}{\left[1 + \exp(u) \left(\frac{\theta_0-\alpha}{\beta-\theta_0}\right)\right]^2} \\ &= \frac{2\beta \exp(u)}{(1 + \exp(u))^2}, \end{aligned} \quad (\text{S.48})$$

where the last equality follows since $\alpha = -\beta$.

S:A.4 Jacobian for skill split move: $a = 0$

The Jacobian here is derived very similarly to Appendix S:A.3, except that, since the levels can be negative and are not reflected around 0, it is not necessarily true that $\alpha = -\beta$. Moreover, if a split occurs on cluster a with $\phi_a = 0$, then either $\phi'_{a'} = 0$ or $\phi'_{a'+1} = 0$, with equal probability, as explained in the algorithm. In the case that $\phi'_{a'} = 0$, then

$$\phi'_{a'} = \phi_a = \phi_0 = 0,$$

and

$$\frac{\partial \phi'_{a'}}{\partial u} = 0, \quad \frac{\partial \phi'_{a'}}{\partial \phi_a} = 1.$$

Therefore the Jacobian is given as

$$\begin{aligned} J_{split}|(a=0) &= \left| \frac{\partial \phi'_{a'+1}}{\partial u} \right| \\ &= \frac{\exp(u) \frac{-\alpha}{\beta} \left[1 - \frac{\alpha}{\beta}\right]}{\left[1 + \exp(u) \left(\frac{-\alpha}{\beta}\right)\right]^2} \end{aligned} \quad (\text{S.49})$$

However, if $\phi'_{a'+1} = 0$, then $\phi'_{a'+1} = \phi_a = \phi_0 = 0$, which leads to the same result.

S:B Allocation acceptance probability

The probability of accepting the proposed allocation for a pair $\{i, j\}$, is

$$A_{alloc}^{\{i,j\}} = \frac{L(\mathbf{x}_{\{i,j\}}|\boldsymbol{\phi}^s, \mathbf{Y}^s, A^s, \boldsymbol{\theta}^s, \mathbf{z}'_{\{i,j\}}, K^s) f(\mathbf{Z}'|\gamma, K^s) q_z(\mathbf{Z}^s|\mathbf{q}_{\{i,j\}}^s)}{L(\mathbf{x}_{\{i,j\}}|\boldsymbol{\phi}^s, \mathbf{Y}^s, A^s, \boldsymbol{\theta}^s, \mathbf{z}_{\{i,j\}}^s, K^s) f(\mathbf{Z}^s|\gamma, K^s) q_z(\mathbf{Z}'|\mathbf{q}_{\{i,j\}}^s)}, \quad (\text{S.50})$$

where

$$\mathbf{Z}' = \{\mathbf{z}'_{\{i,j\}}, \{\mathbf{z}_{\{h\}}^s : h \in \mathcal{H}\}, \{\mathbf{z}_{\{l\}}^{s+1} : l \in \mathcal{L}\}\},$$

is the set comprising the proposed allocation, the allocations from pairs in the holding set, and the new allocations of any pairs in the allocated set, and

$$\frac{q_z(\mathbf{Z}^s|\mathbf{q}_{\{i,j\}}')}{q_z(\mathbf{Z}'|\mathbf{q}_{\{i,j\}}^s)} = \frac{p_{\{i,j\}}^s \left(y = \operatorname{argmax} \left[\mathbf{z}'_{\{i,j\}} \right] \right)}{p_{\{i,j\}}^s \left(y = \operatorname{argmax} \left[\mathbf{z}_{\{i,j\}}^s \right] \right)},$$

which is precisely the conditional posterior, and thus the acceptance probability reduces to $A_{alloc}^{\{i,j\}} = 1, \forall \{i, j\} : i > k \in \mathcal{I}$.