

# Quality at a Glance: An Audit of Web-Crawled Multilingual Datasets

Isaac Caswell<sup>a</sup>, Julia Kreutzer<sup>a,b</sup>, Lisa Wang<sup>a</sup>, Ahsan Wahab<sup>c</sup>, Daan van Esch<sup>a</sup>,  
Nasanbayar Ulzii-Orshikh<sup>d</sup>, Allahsera Tapo<sup>b,e</sup>, Nishant Subramani<sup>b,f</sup>, Artem Sokolov<sup>a</sup>,  
Claytone Sikasote<sup>b,g</sup>, Monang Setyawan<sup>h</sup>, Supheakmungkol Sarin<sup>c</sup>,  
Sokhar Samb<sup>\*,i</sup>, Benoît Sagot<sup>j</sup>, Clara Rivera<sup>a</sup>, Annette Rios<sup>k</sup>, Isabel Papadimitriou<sup>l</sup>,  
Salomey Osei<sup>b,m</sup>, Pedro Javier Ortiz Suárez<sup>j,n</sup>, Iroko Orife<sup>b,o</sup>, Kelechi Ogueji<sup>b,p</sup>,  
Rubungo Andre Niyongabo<sup>b,q</sup>, Toan Q. Nguyen<sup>r</sup>, Mathias Müller<sup>k</sup>, André Müller<sup>k</sup>,  
Shamsuddeen Hassan Muhammad<sup>b,s</sup>, Nanda Muhammad<sup>h</sup>, Ayanda Mnyakeni<sup>h</sup>,  
Jamshidbek Mirzakhlov<sup>c,t</sup>, Tapiwanashe Matangira<sup>h</sup>, Colin Leong<sup>b</sup>, Nze Lawson<sup>h</sup>,  
Sneha Kudugunta<sup>a</sup>, Yacine Jernite<sup>b,u</sup>, Mathias Jenny<sup>k</sup>, Orhan Firat<sup>a,c</sup>,  
Bonaventure F. P. Dossou<sup>b,v</sup>, Sakhile Dlamini<sup>h</sup>, Nisansa de Silva<sup>w</sup>, Sakine Çabuk Ballı<sup>k</sup>,  
Stella Biderman<sup>x</sup>, Alessia Battisti<sup>k</sup>, Ahmed Baruwa<sup>b,y</sup>, Ankur Bapna<sup>a</sup>,  
Pallavi Baljekar<sup>a</sup>, Israel Abebe Azime<sup>b,i</sup>, Ayodele Awokoya<sup>b,z</sup>, Duygu Ataman<sup>c,k</sup>,  
Orevaoghene Ahia<sup>b,α</sup>, Oghenefego Ahia<sup>c</sup>, Sweta Agrawal<sup>β</sup>, Mofetoluwa Adeyemi<sup>b,γ</sup>,

<sup>a</sup>Google Research, <sup>b</sup>Masakhane NLP, <sup>c</sup>Turkic Interlingua, <sup>d</sup>Haverford College,

<sup>e</sup>RobotsMali, <sup>f</sup>Intel Labs, <sup>g</sup>University of Zambia, <sup>h</sup>Google, <sup>i</sup>AIMS-AMMI, <sup>j</sup>Inria,

<sup>k</sup>University of Zurich, <sup>l</sup>Stanford University, <sup>m</sup>Kwame Nkrumah University of Science and Technology,

<sup>n</sup>Sorbonne Université, <sup>o</sup>Niger-Volta LTI, <sup>p</sup>University of Waterloo

<sup>q</sup>University of Electronic Science and Technology of China, <sup>r</sup>University of Notre Dame,

<sup>s</sup>Bayero University Kano, <sup>t</sup>University of South Florida, <sup>u</sup>Hugging Face, <sup>v</sup>Jacobs University Bremen,

<sup>w</sup>University of Moratuwa, <sup>x</sup>EleutherAI, <sup>y</sup>Obafemi Awolowo University, <sup>z</sup>University of Ibadan,

<sup>α</sup>Instadeep, <sup>β</sup>University of Maryland, <sup>γ</sup>Defence Space Administration Abuja

## Abstract

With the success of large-scale pre-training and multilingual modeling in Natural Language Processing (NLP), recent years have seen a proliferation of large, web-mined text datasets covering hundreds of languages. However, to date there has been no systematic analysis of the quality of these publicly available datasets, or whether the datasets actually contain content in the languages they claim to represent. In this work, we manually audit the quality of 205 language-specific corpora released with five major public datasets (CCAligned, ParaCrawl, WikiMatrix, OSCAR, mC4), and audit the correctness of language codes in a sixth (JW300). We find that lower-resource corpora have systematic issues: at least 15 corpora are completely erroneous, and a significant fraction contains less than 50% sentences of acceptable quality. Similarly, we find 82 corpora that are mislabeled or use nonstandard/ambiguous language codes. We demonstrate that these issues are easy to detect even for non-speakers of the languages in question, and supplement the human judgements with automatic analyses. Inspired by our analysis, we recommend techniques to evaluate and improve multilingual corpora and discuss the risks that come with low-quality data releases.

## 1 Introduction

Access to multilingual datasets for NLP research has vastly improved over the past years. A variety of web-derived collections for hundreds of languages is available for anyone to download, such as ParaCrawl (Esplà et al., 2019; Bañón et al., 2020), WikiMatrix (Schwenk et al., 2019) CCAlied (El-Kishky et al., 2020), OSCAR (Ortiz Suárez et al., 2019, 2020), and several others. These have in turn enabled a variety of highly multilingual models, like mT5 (Xue et al., 2020), M2M-100 (Fan et al., 2020), M4 (Arivazhagan et al., 2019).

Curating such datasets relies on the websites giving clues about the language of their contents (e.g. a language identifier in the URL) and on automatic language classification (LangID). It is commonly known that these automatically crawled and filtered datasets tend to have overall lower quality than hand-curated collections (Koehn et al., 2020), but their quality is rarely measured directly, and is rather judged through the improvements they bring to downstream applications (Schwenk et al., 2019).

Building NLP technologies with automatically crawled datasets is promising. This is especially true for low-resource languages, because data scarcity is one of the major bottlenecks for deep

learning approaches. However, there is a problem: There exists very little research on evaluating both data collections and automatic crawling and filtering tools for low-resource languages. As a result, although many low-resource languages are covered by the latest multilingual crawl data releases, their quality and thus usability is unknown.

To shed light on the quality of data crawls for the lowest resource languages, we perform a manual data audit for 230 per-language subsets of five major crawled multilingual datasets: CCAIined (El-Kishky et al., 2020), ParaCrawl (Esplà et al., 2019; Bañón et al., 2020), WikiMatrix (Schwenk et al., 2019), OSCAR (Ortiz Suárez et al., 2019, 2020) and mC4 (Xue et al., 2020). We propose solutions for effective, low-effort data auditing (section 4), including an error taxonomy. Our quantitative analysis reveals surprisingly low amounts of valid in-language data, and identifies systematic issues across datasets and languages. In addition, we find that a large number of datasets is labeled with nontransparent or incorrect language codes (section 5). This leads us to reflect on the potential harm of low-quality data releases for low-resource languages (section 6), and provide a set of recommendations for future multilingual data releases (section 8).

## 2 Related Work

Corpora collected by web crawlers are known to be noisy (Junczys-Dowmunt, 2019; Caswell et al., 2020). In highly multilingual settings, past work has found that web-crawls of lower-resource languages have serious issues, especially problems with segment-level LangID (Caswell et al., 2020). Repeated studies have shown that cleaning and filtering web-crawls significantly boosts both general language modeling (Gao et al., 2020; Brown et al., 2020; Raffel et al., 2020) and downstream task performance (Moore and Lewis, 2010; Xu and Koehn, 2017; Khayrallah and Koehn, 2018; Brown et al., 2020).

As the scale of ML research grows, it becomes increasingly difficult to validate automatically collected and curated datasets (Biderman and Scheirer, 2020; Prabhu and Birhane, 2020; Bender et al., 2021). Several works have focused on advancing methodologies and best practices to address these challenges. Bender and Friedman (2018) introduced data statements, a documentary framework for NLP datasets that seeks to provide a universal

minimum bar for dataset description. Similar work has focused on online news (Kevin et al., 2018), data ethics (Sun et al., 2019), and data exploration (Holland et al., 2018), as well as generalist work such as (Gebru et al., 2018). And there is a large literature on filtering text data, e.g. (Axelrod et al., 2011; Moore and Lewis, 2010; Wang et al., 2018; Kamholz et al., 2014; Junczys-Dowmunt, 2018; Caswell et al., 2020).

Perhaps the closest work to the present work is by Caswell et al. (2020), who perform a highly multilingual web-crawl and then systematically analyze the LangID related quality issues their dataset has. However, though they perform a brief analysis of the quality of OSCAR in appendix E, they omit analyses of any other public datasets, and focus only on the presence of in-language content.

## 3 Multilingual Corpora

Table 1 provides an overview of the corpora of interest in this work. We selected the corpora for their multilinguality and the inclusion of understudied languages in NLP. With the exception of WikiMatrix, all corpora are derived from Common Crawl, and distinguish themselves by the choice of filtering methods, LangID and automatic alignment technology.

**CCAIined (El-Kishky et al., 2020)** is a 119-language<sup>1</sup> parallel dataset built off 68 snapshots of Common Crawl. Documents are aligned if they are in the same language according to FastText LangID (Joulin et al., 2016, 2017), and have the same URL but for a differing language code. These alignments are refined with cross-lingual LASER embeddings (Artetxe and Schwenk, 2019). For sentence-level data, they split on newlines and align with LASER, but perform no further filtering. Human annotators evaluated the quality of document alignments for six languages (de, zh, ar, ro, et, my) selected for their different scripts and amount of retrieved documents, reporting precision of over 90%. The quality of the extracted parallel sentences is evaluated in a machine translation (MT) task on six European (da, cr, sl, sk, lt, et) languages of the TED corpus (Qi et al., 2018), where it compares favorably to systems built on crawled sentences from WikiMatrix and ParaCrawl

<sup>1</sup>Although 137 language pairs are reported in El-Kishky et al. (2020), only 119 sentence-level corpora were available to download on [statmt.org](http://statmt.org) as of February 2021.

	Parallel			Monolingual	
	CCAligned	ParaCrawl v7.1	WikiMatrix	OSCAR	mC4
#languages	137	41	85	166	101
Source	CC 2013–2020	selected websites	Wikipedia	CC 11/2018	CC all
Filtering level	document	sentence	sentence	document	document
Langid	FastText	CLD2	FastText	FastText	CLD3
Alignment	LASER	Vec/Hun/BLEU-Align	LASER	-	-
Evaluation	TED-6	WMT-5	TED-45	POS/DEP-5	XTREME

Table 1: Comparison of parallel and monolingual corpora extracted from web documents, including their downstream evaluation tasks. All parallel corpora are evaluated through machine translation evaluation with BLEU. CC: CommonCrawl; TED-6: da, cr, sl, sk, lt, et; TED-45: 45-language subset of (Qi et al., 2018); WMT-5: cs, de, fi, lv, ro. POS/DEP-5: part-of-speech labeling and dependency parsing for bg, ca, da, fi, id.

v6, yielding BLEU scores in a range between 15 and 38.

**Multilingual C4 (mC4) (Xue et al., 2020)** is a document-level dataset used for training the mT5 language model. It consists of monolingual text in 101 languages and is generated from 71 CommonCrawl snapshots. It filters out pages that contain less than three lines of at least 200 characters and pages that contain bad words (Emerick, 2018). Since this is a document-level dataset, we split it by sentence and deduplicate it before rating. For language identification, it uses CLD3 (Botha et al., 2017), a small feed-forward neural network that was trained to detect 107 languages. The mT5 language model pre-trained on mC4<sup>2</sup> is evaluated on 6 tasks of the XTREME benchmark (Hu et al., 2020) covering a variety of languages and outperforms other multilingual pre-trained language models such as mBERT (Devlin et al., 2019) and XLM-R (Conneau et al., 2020).

**OSCAR (Ortiz Suárez et al., 2019, 2020)** is a set of monolingual corpora extracted from Common Crawl snapshots, specifically from the plain text *WET* format distributed by Common Crawl which removes all the HTML tags and converts the text formatting to UTF-8. It is deduplicated and follows the same approach as Grave et al. (2018) by using FastText LangID (Joulin et al., 2016, 2017) on a line-level. No other filtering was applied. For five languages (bg, ca, da, fi, id) OSCAR corpora were used to train ELMo (Peters et al., 2018) embeddings for POS tagging and dependency parsing, outperforming Wikipedia-sourced embeddings (Ortiz Suárez et al., 2020).

<sup>2</sup>Upsampling lower-resource languages.

**ParaCrawl v7.1** is a parallel dataset with 41 language pairs primarily aligned with English (39 out of 41) and mined using the parallel-data-crawling tool Bitextor (Esplà et al., 2019; Bañón et al., 2020) which includes downloading documents, preprocessing and normalization, aligning documents and segments, and filtering noisy data via Bicleaner. ParaCrawl focuses on European languages, but also includes 9 lower-resource, non-European language pairs in v7.1. Sentence alignment and sentence pair filtering choices were optimized for five languages (mt, et, hu, cs, de) by training and evaluating MT models on the resulting parallel sentences. ParaCrawl v5 was shown to improve translation quality on WMT benchmarks for cs, de, fi, lv, ro.

**WikiMatrix (Schwenk et al., 2019)** is a public dataset containing 135M parallel sentences in 1620 language pairs (85 languages) mined from Wikipedia. Out of the 135M parallel sentences, 34M are aligned with English. The text is extracted from Wikipedia pages, split into sentences, and duplicate sentences are removed. FastText LangID is used before identifying bitext with LASER’s distance-based mining approach. The margin threshold is optimized by training and evaluating downstream MT models on four WMT benchmarks (de-en, de-fr, cs-de, cs-fr). The final dataset is evaluated through TED translation models between 45 languages, with highest quality for translations between English and e.g. pt, es, da, and lowest for sr, ja, mr, zh-TW. In the audit we focus on language pairs with English on one side.

## 4 Auditing Data Quality

None of the above datasets has been evaluated for quality on the sentence level, with the exception of several languages in ParaCrawl v3, and downstream evaluations are centered around a small fraction of higher-resource languages. This is neither sufficient for drawing conclusions about the quality of individual or aligned sentences, nor about the entirety of languages. To close this gap, we conduct a data quality audit that focuses on the lowest-resource and most under-evaluated languages, but also covers mid- and high-resource languages to draw comparisons.

### 4.1 Auditing Process

**Participants** We recruited 51 volunteers from the NLP community, covering about 70 languages with proficient language skills.<sup>3</sup> In order to verify our hypothesis that those annotations can largely be done by non-native speakers, we repeat a set of annotations twice, once by a language expert, and once by a non-expert, and measure the accuracy of the non-expert.

**Sample selection** For each language in each dataset, we took a random sample of 100 lines, which may be anywhere from single words to short paragraphs depending on segmentation (see last columns in tables in appendix H). We manually annotated them according to the error taxonomy described below. For WikiMatrix and CCAligned, we selected those languages that are paired with English, and for ParaCrawl, we also included those paired with Spanish (“total” counts in table 3). We did not annotate all languages, but focused on the ones with the least number of sentences in each dataset (at least the smallest 10) and languages for which we found proficient speakers.

**Non-expert labeling strategies** Although many of the volunteers were familiar with the languages in question or spoke related languages, in cases where no speaker of a relevant language could be found, volunteers used dictionaries and internet search to form educated guesses. We discuss this deeper in appendix F to highlight how much of this low-resource focused evaluation can actually be done by non-proficient speakers. In general,

<sup>3</sup>This surprisingly high number comes in part because there are many closely related languages, e.g. one person may be proficient enough to rate many different Slavic or Turkic languages even if only one is their native language.

we aim to find an upper bound on quality, so we encouraged annotators to be forgiving of translation mistakes when the overall meaning of the sentence or large parts thereof are conveyed, or when most of the sentence is in the correct language.

**Effort** The individual effort was dependent on the quality and complexity of the data as well as the annotator’s knowledge of the language(s), e.g., it took from less than two minutes for an English native speaker to pass through 100 well-formed English sentences (and it was similarly fast to annotate languages with 0% in-language sentences), to two hours of “detective work” for well-formed content in languages where the annotator had no familiarity.

**Taxonomy** In order to quantify errors, we developed a simple error taxonomy. Sentences and sentence pairs were annotated according to a simple rubric with error classes of Incorrect Translation (X, excluded for monolingual data), Wrong Language (WL), and Non-Linguistic Content (NL). Of correct sentences (C), we further mark single words or phrases (CS) and boilerplate contents (CB). The appendix contains the detailed instructions, and table 2 provides examples for parallel data. In addition, we asked annotators to flag offensive or pornographic content.

### 4.2 Human Audit Results

**Interpretation of Results** For each language, we compute the percentage of each label within the 100 audited sentences. Then, we either aggregate the labels across languages with equal weights (macro-average), or weight them according to their presence in the overall dataset (micro-average). Note that the number of languages, the numbers of sentences per language and the choice of languages differ across datasets, both in the original release and in the selection for our audit, so the comparison of numbers across datasets has to be taken with a grain of salt. Our audit captures a decent ratio of languages (25–55%, second row in table 3), but only a tiny fraction of the overall number of sentences (0.00004–0.002%). Appendix H contains the detailed audit results for each language and dataset. When we speak of “low-” and “high-”-resource languages, we mean languages with smaller or larger representation in the datasets at hand. When reporting language-specific results we use the original language identifiers of the datasets.



Correct Codes	
<b>CC:</b> <i>Correct translation, natural sentence</i>	
en The Constitution of South Africa	nso Molaotheo wa Rephabliki ya Afrika Borwa
en Transforming your swimming pool into a pond	de Umbau Ihres Swimmingpools zum Teich
<b>CB:</b> <i>Correct translation, Boilerplate or low quality</i>	
en Reference number: 13634	ln Motango ya référéncé: 13634
en Latest Smell Stop Articles	fil Pinakabagong mga Artikulo Smell Stop
<b>CS:</b> <i>Correct translation, Short</i>	
en movies, dad	it cinema, papà
en Halloween - without me	ay Hallowen – janiw nayampejj
Error Codes	
<b>X:</b> <i>Incorrect translation, but both correct languages</i>	
en A map of the arrondissements of Paris	kg Paris kele mbanza ya kimfumu ya Fwalansa.
en Ask a question	tr Soru sor Kullanima göre seçim
<b>WL:</b> <i>Source OR target wrong language, but both still linguistic content</i>	
en The ISO3 language code is zho	zza Táim eadra brachach mar bhionns na frogannaidhe.
en Der Werwolf — sprach der gute Mann,	de des Weswolfs, Genitiv sodann,
<b>NL:</b> <i>Not a language: at least one of source and target are not linguistic content</i>	
en EntryScan 4	tn TSA PM704
en organic peanut butter	ckb 🍌🍌🍌🍌🍌🍌🍌

Table 2: Annotation codes for parallel data with sentence pair examples. The language code before each sentence indicates the language it is supposed to be in.

**Which datasets have quality issues?** The macro-averaged results show that the ratio of correct samples (“C”) ranges from 24% to 87%, with a large variance across the five audited datasets. Particularly severe problems were found in CCAIined and WikiMatrix, with 44 of the 65 languages that we audited for CCAIined containing under 50% correct sentences, and 19 of the 20 in WikiMatrix. In total, 15 of the 205 language specific samples (7.3%) contained not a single correct sentence. For the parallel datasets we are also interested in the quantity of misaligned/mistranslated sentences (X). For WikiMatrix, two-thirds of the audited samples were on average misaligned. We noticed that sentences were often similar in structure, but described different facts (see table 9).

While Table 3 gives means and numbers of corpora passing certain thresholds, Figure 2 illustrates per-corpus correctness more completely, showing for each dataset what percent of audited corpora are under each possible threshold of correctness.

**Why haven’t these problems been reported before?** The findings above are averaged on a per-language basis (i.e. macro-average), and therefore give low and high-resource languages equal weight. If we instead estimate the quality on a per-sentence basis, i.e. down-weight the the lower-resource languages in the computation of the average, the numbers paint a more optimistic picture (“micro” block in table 3). This is especially relevant for the monolingual datasets because they contain audits for

English, which makes up for 43% of all sentences in OSCAR and 36% in mC4. To illustrate the effect of this imbalance: A random sample from the entire mC4 dataset will with over 63% chance be from one of the 8 largest languages (en, ru, es, de, fr, it, pt, pl, >100M sentences each),<sup>4</sup> of which all have near perfect quality. Analogously, the evaluation and tuning of web mining pipelines and resulting corpora in downstream applications focused largely on higher-resource languages (section 3), so the low quality of underrepresented languages might go unnoticed if there is no dedicated evaluation, or no proficient speakers are involved in the curation (V et al., 2020).

**How much content is nonlinguistic or in the wrong language?** In general, nonlinguistic content was a larger problem than wrong-language content. Among the parallel datasets, CCAIined contains the highest percentage of nonlinguistic content, at 31.42% on average across all rated corpora, and also the highest percent of wrong-language content, at 9.44% on average. Among the monolingual datasets, mC4 contains the highest ratio both of sentences in incorrect languages (15.98% average) and nonlinguistic content (11.40% average), with 4 of the 48 audited languages having more than 50% contents in other languages. The low amount of wrong language in ParaCrawl might show the benefits of manually restricting the list of websites

<sup>4</sup>mC4 contains 22% und sentences, i.e. sentences with undefined language.

		Parallel			Monolingual	
		CCAligned	ParaCrawl v7.1	WikiMatrix	OSCAR	mC4
#langs audited / total		65 / 119	21 / 38	20 / 78	51 / 166	48 / 108
%langs audited		54.62%	55.26%	25.64%	30.72%	44.44%
#sents audited / total		8037 / 907M	2214 / 521M	1997 / 95M	3517 / 8.4B	5314 / 8.5B
%sents audited		0.00089%	0.00043%	0.00211%	0.00004%	0.00006%
macro	C	29.25%	76.14%	23.74%	87.21%	72.40%
	X	29.46%	19.17%	68.18%	-	-
	WL	9.44%	3.43%	6.08%	6.26%	15.98%
	NL	31.42%	1.13%	1.60%	6.54%	11.40%
	offensive	0.01%	0.00%	0.00%	0.14%	0.06%
	porn	5.30%	0.63%	0.00%	0.48%	0.36%
micro	C	53.52%	83.00%	50.58%	98.72%	92.66%
	X	32.25%	15.27%	47.10%	-	-
	WL	3.60%	1.04%	1.35%	0.52%	2.33%
	NL	10.53%	0.69%	0.94%	0.75%	5.01%
	offensive	0.00%	0.00%	0.00%	0.18%	0.03%
	porn	2.86%	0.33%	0.00%	1.63%	0.08%
#langs =0% C		7	0	1	7	0
#langs <50% C		44	4	19	11	9
#langs >50% NL		13	0	0	7	1
#langs >50% WL		1	0	0	3	4

Table 3: Averages of sentence-level annotations across datasets and selected languages. Macro-avg: Each language is weighted equally in the aggregation, regardless of its size. Micro-avg: Each label is weighted by the fraction of sentences for that language in the overall annotated corpus, i.e., the annotations for higher-represented languages are upweighted, and annotations for lower-represented languages are downweighted. The bottom rows contain the number of languages that have 0% sentences labeled C etc.

retrieved from CommonCrawl, but the dataset also covers the smallest amount of languages. The relatively low ratio of wrong language samples in OSCAR may reflect the success of line-level LangID filtering. These numbers provide evidence that more research in improved language identification could improve the overall quality, especially with respect to nonlinguistic content.

**Which languages got confused?** The languages that were confused were frequently related higher-resource languages. However, there were also a significant number of “out-of-model cousin” cases, where languages not supported by the LangID model ended up in a similar-seeming language. For instance in mC4, much of the Shona (sn) corpus is actually Kinyarwanda (rw) – and, peculiarly, much of the Hawaiian (haw) is actually Twi (tw/ak).

### Do low-resource languages have lower quality?

Low-resource datasets tend to have lower human-

judged quality, which we measure by comparing size of corpora and ratio of correct sentences. The Spearman rank correlation between quality (%C) and size is positive in all cases. The trend is strongest for mC4 ( $r = 0.66$ ), and gradually declines for CCAligned ( $r = 0.53$ ), WikiMatrix ( $r = 0.49$ ), ParaCrawl ( $r = 0.43$ ), and OSCAR ( $r = 0.37$ ). Figure 1 compares the number of sentences for each language against the proportion of correct sentences that we found during the audit. We can see that not all high-resource languages have high quality, in particular for CCAligned (e.g. `en-jv_ID` with 5%C, or `en-tl_XX` with 13%C). For mid-resource languages ( $10^4$ – $10^6$  sentences) the picture is rather inconclusive, with some languages having high quality, and others having extremely low quality, even within the same datasets, e.g. for CCAligned `en-ur_PK` (100%

C) vs. `en-ur_PK_rom` (0.5% C).<sup>5</sup> For the different error types the trends are less conclusive (appendix E).

### Which languages have the lowest quality?

Across datasets we observe that the quality is particularly poor for languages that are included in the datasets in romanized script, but are more commonly written in other scripts, such as Urdu (`ur`), Hindi (`hi`), Arabic (`ar`), Chinese (`zh`), Telugu (`te`) and Bulgarian (`bg`). In terms of geography, the poorest quality is found for African languages (`bm`, `ff`, `kg`, `lg`, `ln`, `nso`, `om`, `sn`, `so`, `tn`, `wo`), minority languages in Europe and the Middle East that are closely related to higher-resource languages (`az-IR`, `frr`, `nap`, `szl`, `zza`), lesser spoken Chinese languages sharing a script with Mandarin (`yue`, `wuu`), and four major Austronesian languages (`bcl`, `cbk`, `jav`, `su`).

**What is the incidence of offensive and pornographic content?** Overall, the sampled sentences did not contain a large amount of offensive contents. However, there were notable amounts of pornographic content (> 10%) found in CCAIghed for 11 languages.

**Annotation quality** For six audited languages from OSCAR and ten from CCAIghed we measure the accuracy of the labels assigned by non-proficient speakers against the labels assigned by proficient speakers for all audited sentences. With the full 6-class taxonomy we find a mean accuracy of 0.66 for CCAIghed audits, and 0.98 for OSCAR audits (see appendix C for language-specific results). With a binary taxonomy distinguishing C from the rest, the accuracy further increases to 0.79 for CCAIghed. This provides strong evidence that good quality annotations are not limited to those proficient in a language.

### 4.3 Automatic Filtering

Given the frequency of WL and NL annotations, it might be tempting to use open-source LangID models to post-filter data on a per-sentence(-pair) level, as OSCAR does. Unfortunately, this turns out to have its own issues.

**Sentence-level n-gram filtering** We classify all sentence pairs of CCAIghed with the open-source CLD3 language classifier. By comparing its predictions to the audit labels, we evaluate its quality

<sup>5</sup>`_rom` corpora have been removed in the latest CCAIghed release.

on the subset of annotated samples: the classifier should detect both correct languages when the pair is annotated as C and X, and should detect incorrect languages in the pair when WL and NL. On this task, the CLD3 classifier<sup>6</sup> achieves an average precision of only 40.6%, illustrating the issues with LangID on web domain data (Caswell et al., 2020).

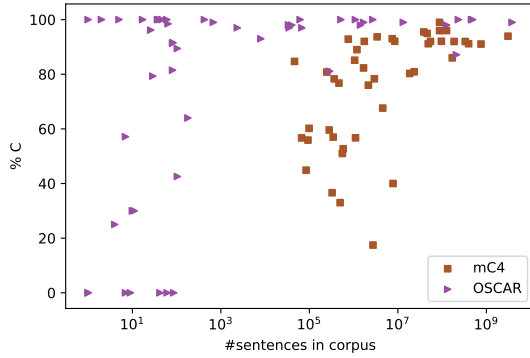
**Transformer-based LangID filtering** Problems with n-gram LangID models like CLD3 have already been explored. Caswell et al. (2020) demonstrate that semi-supervised transformer-based LangID models strongly out-perform n-gram models. We train a comparable transformer-based LangID model and apply it to our annotated data. We find that filtering noisy corpora (under 50% correct) on LangID for both source and target does lead to large gains in median precision, rising from 13.8% pre-filter to 43.9% post-filter. However, this comes at a steep cost of recall, with a 77.5% loss in recall. Nonetheless, some languages benefit to the extent that such filtering could bring the dataset from unusable to usable — for instance (on CCAIghed), Lingala, whose precision climbs from 8% to 80%, and Oromo, which soars from 2% to 33% in-language. Both of these, however, come at the cost of losing 50% of the correct in-language sentences. The moral is that, at least with the current state of the technology, there is no one-size-fits-all approach for sentence-level LangID.

## 5 Dataset Mis-labeling

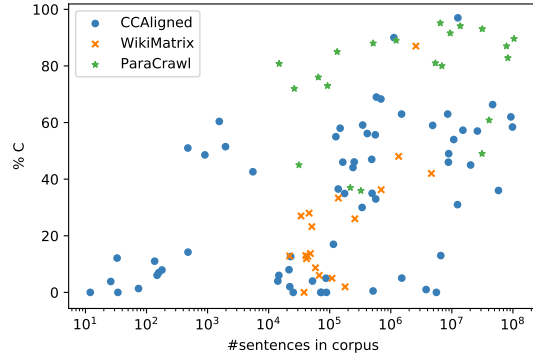
Besides general data quality issues, we found a range of problems and inconsistencies with language codes, ranging from serious mislabelings to small transgressions against standard conventions. This section additionally focuses on issues in the JW300 (Agić and Vulić, 2019) dataset, a multilingual dataset crawled from the (`JW.org`) website, which was otherwise not audited in this paper.

In order to use data for any practical application, it is important to have a standardized and unambiguous representation of language codes. The standard for unambiguous language codes used by most academic and industry applications is BCP-47 (Phillips and Davis, 2006), which builds off the two-letter ISO639-2 codes and three-letter ISO639-3 codes. Codes may additionally specify ISO15924 script subtags to indicate that a nonstandard script is used (e.g. `hi-Latn` for Hindi writ-

<sup>6</sup>`filter=0.976 Prec, 0.962 Rec, 0.969 F1.`



(a) Monolingual corpora



(b) Parallel corpora

Figure 1: Percentage of sentences labeled as correct vs. log N sentences for all audited languages.

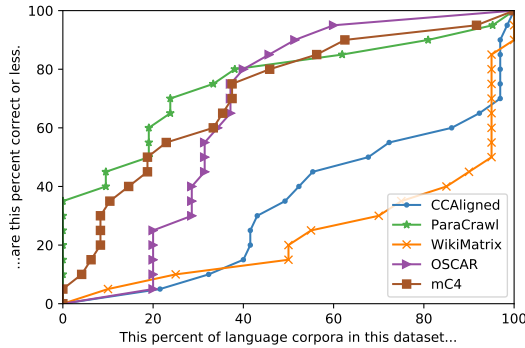


Figure 2: Fraction of languages in each dataset below a given quality threshold (percent correct). The larger the AUC, the better.

ten in Latin script), ISO3166-1 country codes to indicate regional varieties (e.g. `fr-CA` for Canadian French), or extensions for private use (e.g. `ca-x-val` for Valencian Catalan). Some BCP-47 codes represent groups of languages – for instance, `kg` represents the Kongo language, and `kng`, `ldi`, `kwy`, and `yom` represent particular varieties of Kongo.

We find a variety of errors in language code usage. In summary, we find 8 nonstandard codes in CCAIined, 3 in OSCAR, 1 in mC4, 1 in WikiMatrix, 0 in ParaCrawl, and 69 in JW300, for 82 in total. This does not include the 59 codes affected by superset issues.

### 5.1 Inconsistent Language Codes

One common issue is simply using nonstandard or invented codes. For example, CCAIined uses only two-letter codes, so when the BCP-47 code for a language is three letters it is either shortened

(e.g. `zza`  $\rightarrow$  `zz`, `szl`  $\rightarrow$  `sz`, `nso`  $\rightarrow$  `ns`, `ckb`  $\rightarrow$  `cb`, `ber`  $\rightarrow$  `tz`<sup>7</sup>) or invented (`shn`  $\rightarrow$  `qa`, `kac`  $\rightarrow$  `qd`, `ceb`  $\rightarrow$  `cx`), which can lead to confusion and limits the compatibility with other tools and resources. Similarly, OSCAR contains data labeled as `als` (BCP-47 for Tosk Albanian) that is actually in `gsw` (Allemanic). This is a result of the language code used by the Alemanic Wikipedia, and affects any corpus or tool that uses Wikipedia data without correcting for this, like FastText (Joulin et al., 2017, 2016).

We identified 21 additional language codes in JW300 (Agić and Vulić, 2019) with similar issues, mostly from mis-parsed private-use extensions, including 12 codes that start with `jw_` but are not (as they may appear) Javanese. Full details are in appendix A.

### 5.2 False Language Codes

**False sign languages** The JW300 (Agić and Vulić, 2019) dataset has a much stranger problem than nonstandard codes. It has the peculiar issue that a full 12% (48/417) of the languages it claims to cover have language codes for sign languages. While it is possible to transcribe sign languages using glosses, this is not what these corpora are. Instead, they are in some other high resource language, mostly English or Spanish — so, for example, the `en-zsl` data is actually English-English parallel data (i.e. copies). Details are in appendix table 5.

**Mysterious supersets** Some datasets also contain language codes that are supersets of other language codes, which makes it difficult to determine

<sup>7</sup>Tamazight (BCP-47 `ber`) goes by various codes, so this may have been a shortening of e.g. `tzm`



which particular language the data are in. WikiMatrix, for instance, has Serbian (`sr`), Croatian (`hr`), Bosnian (`bs`), and Serbo-Croatian (`sh`). And while there may be some debate whether `bs`, `hr`, `cnr`, and `sr` are different languages, it is true by definition that `sh` (`hbs`) is a superset of all of them<sup>8</sup>. The issue of codes that are supersets of others is common enough to include a small table dedicated to it, which we have done with appendix table 4. In some cases this may not be an issue, as with Arabic, where `ar` conventionally refers to Modern Standard Arabic, even though the code technically encompasses all dialects, or where `no` typically refers to Norwegian Bokmål (`nb`), though it technically is the superset of `nb` and `nn`. But in other cases, the nature of the data in the superset code remains a mystery.

**Deprecated codes** Finally, there are several deprecated codes that are used: `sh` in Wikimatrix, `iw` in mC4, `sh` and `eml` in Oscar, and `daf` in JW300.

## 6 Risks of Multilingual Data Releases with Low Quality

There are several potentially harmful consequences of data releases without sufficient quality checks (or under false labels) that we would like to highlight.

**Low quality in downstream applications** Beyond translation, text corpora today are building blocks for many downstream NLP applications like question answering and text summarization — for instance, a common approach is to first train translation models on such data and then automatically translate training data for downstream models (Conneau et al., 2018). If the data used for the original systems is flawed, derived technology may fail for those languages far down the line without knowing the causes. As our analysis has shown, low-resource languages are disproportionately affected by such problems in automatic data curation pipelines.

**Representation washing** Since there are datasets which contain many low-resource languages, the community may feel a sense of progress and growing equity, despite the actual quality of the resources for these languages. Similarly, if low-quality datasets are used as benchmarks they may exaggerate model performance,

making low-resource NLP appear more solved than it is — or conversely, if models perform poorly when trained with such data, it may be wrongly assumed that the task of learning models for these languages is harder than it actually is or infeasible given current resources. These effects could result in productive effort being redirected away from these tasks and languages.

**Incorrect “facts”, algorithmic trust and automation bias** We found many instances of parallel-looking sentences that are actually not semantically similar, like those in appendix table 9. This can cause models to produce plausible “translations” that are completely wrong, but users may still trust the model output. This is relevant for *algorithmic trust*, when users increasingly trust the outputs of computers and “algorithms” without verifying the information. Similarly, *automation bias* (Skitka et al., 1999), which refers to humans favoring decisions made by automated systems over decisions made by humans, might amplify the issues of inaccurate translations caused by misaligned sentence pairs. Another effect is that models trained on misaligned pornographic content may hallucinate such content, which may be disturbing to users.

## 7 Future Work

There are a variety of ways to improve both the ease and accuracy of human evaluation, as well as the ease of automatically detecting issues and fixing them. With respect to improved annotations, the error taxonomy presented in this paper lacks at least one significant category of error, namely “correct/in-language but unnatural”. Similarly, the definition of “correct-short” and “correct-boilerplate” were not understood equally by all annotators, leading us to collapse the categories into one for most analyses. Similarly, a concept like “correct-short” has potential issues for agglutinative languages like Turkish. Finally, it was unclear what to do with related dialects, e.g. when a sentence is “almost correct but wrong dialect” or when it is unclear which dialect a sentence belongs to. We present a slightly improved suggested rubric in appendix G.

Ideally, as well, there can be a standard suite of automatic metrics for a dataset, but more study is necessary to determine what the appropriate metrics would be. One area however that is absent from our analyses but should definitely be covered in the future is the estimated portion of a dataset which

<sup>8</sup><https://iso639-3.sil.org/code/hbs>

has been generated by MT, LM systems, or bots. The information captured in machine-generated content might still be useful for modeling the languages at hand, but might falsely overrepresent typical generation patterns and introduce linguistic errors or unnatural artifacts.

## 8 Conclusion & Recommendations

Of the five multilingual corpora evaluated, we consistently found severe issues with quality, especially in the lower-resource languages. We rated samples of 205 languages, and found that 87 of them had under 50% usable data, with a full 15 languages at 0% in-language. We furthermore found consistent issues with mislabeled data and nonstandard language codes, particularly in the JW300 dataset, and identified 82 affected corpora, at least 48 of which were entirely spurious (Section 5). While there might have been anecdotal evidence of insufficient quality for some of the datasets, the majority of these quality issues had not been reported, nor been investigated in depth. These issues might go unnoticed for languages that are not represented in the evaluation of the crawling methods, and cause harm in downstream applications. In addition to quality issues we found a wide range of issues with language codes, particularly in JW300 and CCAligned, including mis-labeled data, invented codes, deprecated codes, and super-set relations between language codes.

We therefore strongly recommend looking at samples of any dataset before using it or releasing it to the public. As we have shown, one does not need to be proficient in a language to see when there are serious quality issues, and a quick scan of 100 sentences can be sufficient to detect major problems. Moreover, going through and annotating a small sample of data can bring useful insights about new ways to filter or use it.

If data cleanliness issues are found, a wide variety of techniques (and their combination) can be explored, from simple approaches like length-ratio filtering, LangID filtering, filtering with TF-IDF wordlists (Caswell et al., 2020) or dictionaries (Kamholz et al., 2014), to neural approaches like (contrastive) language-model scoring (Axelrod et al., 2011; Moore and Lewis, 2010; Wang et al., 2018). Unfortunately, none of these provides a quick and easy fix, especially for low-resource languages – data cleaning is not a trivial task!

Noisy datasets are however by no means en-

tirely useless, at least if they contain some non-zero percent usable content. Therefore, if filtering is deemed infeasible, an alternative can be documentation (Bender et al., 2021). This can take the form of a per-language quality score and notes about known issues, or a datasheet (Gebru et al., 2018) or nutrition label (Holland et al., 2018). However, we suggest researchers not to release datasets for any language with low percentages of in-language content, as this may lead people mistakenly to assume that usable resources are now available for these languages.

Finally, we encourage the community to continue to conduct such evaluations and audits of public datasets – similar to system comparison papers – which would help anyone interested in using these datasets for practical purposes.

## Acknowledgements

We would like to thank the AfricaNLP and Google reviewers who have helped us shape this paper. Furthermore, we are grateful for Ahmed El-Kishky’s support and help with CCAligned and WikiMatrix size statistics.

## References

- Željko Agić and Ivan Vulić. 2019. [JW300: A wide-coverage parallel corpus for low-resource languages](#). In *Proceedings of the 57th Annual Meeting of the Association for Computational Linguistics*, pages 3204–3210, Florence, Italy. Association for Computational Linguistics.
- Naveen Arivazhagan, Ankur Bapna, Orhan Firat, Dmitry Lepikhin, Melvin Johnson, Maxim Krikun, Mia Xu Chen, Yuan Cao, George Foster, Colin Cherry, Wolfgang Macherey, Zhifeng Chen, and Yonghui Wu. 2019. [Massively multilingual neural machine translation in the wild: Findings and challenges](#).
- Mikel Artetxe and Holger Schwenk. 2019. [Massively multilingual sentence embeddings for zero-shot cross-lingual transfer and beyond](#). *Transactions of the Association for Computational Linguistics*, 7:597–610.
- Amittai Axelrod, Xiaodong He, and Jianfeng Gao. 2011. [Domain adaptation via pseudo in-domain data selection](#). In *Proceedings of the 2011 Conference on Empirical Methods in Natural Language Processing*, pages 355–362, Edinburgh, Scotland, UK. Association for Computational Linguistics.
- Marta Bañón, Pinzhen Chen, Barry Haddow, Kenneth Heafield, Hieu Hoang, Miquel Esplà-Gomis, Mikel L. Forcada, Amir Kamran, Faheem Kirefu,

- Philipp Koehn, Sergio Ortiz Rojas, Leopoldo Pla Sempere, Gema Ramírez-Sánchez, Elsa Sarrias, Marek Strelec, Brian Thompson, William Waites, Dion Wiggins, and Jaume Zaragoza. 2020. [ParaCrawl: Web-scale acquisition of parallel corpora](#). In *Proceedings of the 58th Annual Meeting of the Association for Computational Linguistics*, pages 4555–4567, Online. Association for Computational Linguistics.
- Emily M Bender and Batya Friedman. 2018. Data statements for natural language processing: Toward mitigating system bias and enabling better science. *Transactions of the Association for Computational Linguistics*, 6:587–604.
- Emily M Bender, Timnit Gebru, Angelina McMillan-Major, and Shmargaret Shmitchell. 2021. On the dangers of stochastic parrots: Can language models be too big. *Proceedings of FAccT*.
- Stella Biderman and Walter J Scheirer. 2020. Pitfalls in machine learning research: Reexamining the development cycle. *arXiv preprint arXiv:2011.02832*.
- Jan A. Botha, Emily Pitler, Ji Ma, Anton Bakalov, Alex Salcianu, David Weiss, Ryan McDonald, and Slav Petrov. 2017. [Natural language processing with small feed-forward networks](#). In *Proceedings of the 2017 Conference on Empirical Methods in Natural Language Processing*, pages 2879–2885, Copenhagen, Denmark. Association for Computational Linguistics.
- Tom B Brown, Benjamin Mann, Nick Ryder, Melanie Subbiah, Jared Kaplan, Prafulla Dhariwal, Arvind Neelakantan, Pranav Shyam, Girish Sastry, Amanda Askell, Andhini Agarwal, Ariel Herbert-Voss, Gretchen Krueger, Tom Henighan, Rewon Child, Aditya Ramesh, Daniel M. Ziegler, Jeffrey Wu, Clemens Winter, Christopher Hesse, Mark Chen, Eric Sigler, Mateusz Litwin, Scott Gray, Benjamin Chess, Jack Clark, Christopher Berner, Sam McCandlish, Alec Radford, Ilya Sutskever, and Dario Amodei. 2020. Real time image saliency for black box classifiers. In *Advances in Neural Information Processing Systems*, volume 33.
- Isaac Caswell, Theresa Breiner, Daan van Esch, and Ankur Bapna. 2020. [Language ID in the wild: Unexpected challenges on the path to a thousand-language web text corpus](#). In *Proceedings of the 28th International Conference on Computational Linguistics*, pages 6588–6608, Barcelona, Spain (Online). International Committee on Computational Linguistics.
- Alexis Conneau, Kartikay Khandelwal, Naman Goyal, Vishrav Chaudhary, Guillaume Wenzek, Francisco Guzmán, Edouard Grave, Myle Ott, Luke Zettlemoyer, and Veselin Stoyanov. 2020. [Unsupervised cross-lingual representation learning at scale](#). In *Proceedings of the 58th Annual Meeting of the Association for Computational Linguistics*, pages 8440–8451, Online. Association for Computational Linguistics.
- Alexis Conneau, Ruty Rinott, Guillaume Lample, Adina Williams, Samuel Bowman, Holger Schwenk, and Veselin Stoyanov. 2018. [XNLI: Evaluating cross-lingual sentence representations](#). In *Proceedings of the 2018 Conference on Empirical Methods in Natural Language Processing*, pages 2475–2485, Brussels, Belgium. Association for Computational Linguistics.
- Jacob Devlin, Ming-Wei Chang, Kenton Lee, and Kristina Toutanova. 2019. [BERT: Pre-training of deep bidirectional transformers for language understanding](#). In *Proceedings of the 2019 Conference of the North American Chapter of the Association for Computational Linguistics: Human Language Technologies, Volume 1 (Long and Short Papers)*, pages 4171–4186, Minneapolis, Minnesota. Association for Computational Linguistics.
- Ahmed El-Kishky, Vishrav Chaudhary, Francisco Guzmán, and Philipp Koehn. 2020. [CCAligned: A massive collection of cross-lingual web-document pairs](#). In *Proceedings of the 2020 Conference on Empirical Methods in Natural Language Processing (EMNLP 2020)*, pages 5960–5969, Online. Association for Computational Linguistics.
- Jacob Emerick. 2018. [List of dirty naughty obscene and otherwise bad words](#).
- Miquel Esplà, Mikel Forcada, Gema Ramírez-Sánchez, and Hieu Hoang. 2019. [ParaCrawl: Web-scale parallel corpora for the languages of the EU](#). In *Proceedings of Machine Translation Summit XVII Volume 2: Translator, Project and User Tracks*, pages 118–119, Dublin, Ireland. European Association for Machine Translation.
- Angela Fan, Shruti Bhosale, Holger Schwenk, Zhiyi Ma, Ahmed El-Kishky, Siddharth Goyal, Mandeep Baines, Onur Celebi, Guillaume Wenzek, Vishrav Chaudhary, Naman Goyal, Tom Birch, Vitaliy Liptchinsky, Sergey Edunov, Edouard Grave, Michael Auli, and Armand Joulin. 2020. [Beyond english-centric multilingual machine translation](#).
- ∇, Wilhelmina Nekoto, Vukosi Marivate, Tshinondiwa Matsila, Timi Fasubaa, Tajudeen Kolawole, Taiwo Fagbohunge, Solomon Oluwale Akinola, Shamsuddee Hassan Muhammad, Salomon Kabongo, Salomey Osei, Sackey Freshia, Rubungo Andre Niyongabo, Ricky Macharm, Perez Ogayo, Orevaoghene Ahia, Musie Meressa, Mofe Adeyemi, Masabata Mokgesi-Seling, Lawrence Okegbemi, Laura Jane Martinus, Kolawole Tajudeen, Kevin Degila, Kelechi Ogueji, Kathleen Siminyu, Julia Kreutzer, Jason Webster, Jamiil Toure Ali, Jade Abbott, Iro Orife, Ignatius Ezeani, Idris Abdulkabir Dangana, Herman Kamper, Hady Elsahar, Goodness Duru, Ghollah Kioko, Espoir Murhabazi, Elan van Biljon, Daniel Whitenack, Christopher Onyefuluchi, Chris Emezue, Bonaventure Dossou, Blessing Sibanda, Blessing Ito Bassey, Ayodele Olabiyi, Arshath Ramkilowan, Alp Öktem, Adewale Akinfaderin, and Abdallah Bashir. 2020. Participatory



- research for low-resourced machine translation: A case study in african languages. In *EMNLP Findings*.
- Leo Gao, Stella Biderman, Sid Black, Laurence Golding, Travis Hoppe, Charles Foster, Jason Phang, Horace He, Anish Thite, Noa Nabeshima, et al. 2020. The pile: An 800gb dataset of diverse text for language modeling. *arXiv preprint arXiv:2101.00027*.
- Timnit Gebru, Jamie Morgenstern, Briana Vecchione, Jennifer Wortman Vaughan, Hanna Wallach, Hal Daumé III, and Kate Crawford. 2018. Datasheets for datasets. *arXiv preprint arXiv:1803.09010*.
- Edouard Grave, Piotr Bojanowski, Prakhar Gupta, Armand Joulin, and Tomas Mikolov. 2018. [Learning word vectors for 157 languages](#). In *Proceedings of the Eleventh International Conference on Language Resources and Evaluation (LREC 2018)*, Miyazaki, Japan. European Language Resources Association (ELRA).
- Sarah Holland, Ahmed Hosny, Sarah Newman, Joshua Joseph, and Kasia Chmielinski. 2018. The dataset nutrition label: A framework to drive higher data quality standards. *arXiv preprint arXiv:1805.03677*.
- Junjie Hu, Sebastian Ruder, Aditya Siddhant, Graham Neubig, Orhan Firat, and Melvin Johnson. 2020. Xtreme: A massively multilingual multi-task benchmark for evaluating cross-lingual generalisation. In *International Conference on Machine Learning (ICML)*, pages 4411–4421.
- Armand Joulin, Edouard Grave, Piotr Bojanowski, Matthijs Douze, Hervé Jégou, and Tomás Mikolov. 2016. [Fasttext.zip: Compressing text classification models](#). *CoRR*, abs/1612.03651.
- Armand Joulin, Edouard Grave, Piotr Bojanowski, and Tomas Mikolov. 2017. [Bag of tricks for efficient text classification](#). In *Proceedings of the 15th Conference of the European Chapter of the Association for Computational Linguistics: Volume 2, Short Papers*, pages 427–431, Valencia, Spain. Association for Computational Linguistics.
- Marcin Junczys-Dowmunt. 2018. [Dual conditional cross-entropy filtering of noisy parallel corpora](#). In *Proceedings of the Third Conference on Machine Translation: Shared Task Papers*, pages 888–895, Belgium, Brussels. Association for Computational Linguistics.
- Marcin Junczys-Dowmunt. 2019. [Microsoft translator at WMT 2019: Towards large-scale document-level neural machine translation](#). In *Proceedings of the Fourth Conference on Machine Translation (Volume 2: Shared Task Papers, Day 1)*, pages 225–233, Florence, Italy. Association for Computational Linguistics.
- David Kamholz, Jonathan Pool, and Susan Colowick. 2014. [PanLex: Building a resource for pan-lingual lexical translation](#). In *Proceedings of the Ninth International Conference on Language Resources and Evaluation (LREC’14)*, pages 3145–3150, Reykjavik, Iceland. European Language Resources Association (ELRA).
- Vincentius Kevin, Birte Högden, Claudia Schwenger, Ali Şahan, Neelu Madan, Piush Aggarwal, Anusha Bangaru, Farid Muradov, and Ahmet Aker. 2018. [Information nutrition labels: A plugin for online news evaluation](#). In *Proceedings of the First Workshop on Fact Extraction and VERification (FEVER)*, pages 28–33, Brussels, Belgium. Association for Computational Linguistics.
- Huda Khayrallah and Philipp Koehn. 2018. [On the impact of various types of noise on neural machine translation](#). In *Proceedings of the 2nd Workshop on Neural Machine Translation and Generation*, pages 74–83, Melbourne, Australia. Association for Computational Linguistics.
- Philipp Koehn, Vishrav Chaudhary, Ahmed El-Kishky, Naman Goyal, Peng-Jen Chen, and Francisco Guzmán. 2020. [Findings of the WMT 2020 shared task on parallel corpus filtering and alignment](#). In *Proceedings of the Fifth Conference on Machine Translation*, pages 726–742, Online. Association for Computational Linguistics.
- Robert C. Moore and William Lewis. 2010. [Intelligent selection of language model training data](#). In *Proceedings of the ACL 2010 Conference Short Papers*, pages 220–224, Uppsala, Sweden. Association for Computational Linguistics.
- Pedro Javier Ortiz Suárez, Laurent Romary, and Benoît Sagot. 2020. [A monolingual approach to contextualized word embeddings for mid-resource languages](#). In *Proceedings of the 58th Annual Meeting of the Association for Computational Linguistics*, pages 1703–1714, Online. Association for Computational Linguistics.
- Pedro Javier Ortiz Suárez, Benoît Sagot, and Laurent Romary. 2019. Asynchronous pipeline for processing huge corpora on medium to low resource infrastructures. In *7th Workshop on the Challenges in the Management of Large Corpora (CMLC-7)*. Leibniz-Institut für Deutsche Sprache.
- Matthew Peters, Mark Neumann, Mohit Iyyer, Matt Gardner, Christopher Clark, Kenton Lee, and Luke Zettlemoyer. 2018. [Deep contextualized word representations](#). In *Proceedings of the 2018 Conference of the North American Chapter of the Association for Computational Linguistics: Human Language Technologies, Volume 1 (Long Papers)*, pages 2227–2237, New Orleans, Louisiana. Association for Computational Linguistics.
- Addison Phillips and Mark Davis. 2006. Tags for identifying languages. Technical report, BCP 47, RFC 4646, September.
- Vinay Uday Prabhu and Abeba Birhane. 2020. [Large image datasets: A pyrrhic win for computer vision?](#)



- Ye Qi, Devendra Sachan, Matthieu Felix, Sarguna Padmanabhan, and Graham Neubig. 2018. [When and why are pre-trained word embeddings useful for neural machine translation?](#) In *Proceedings of the 2018 Conference of the North American Chapter of the Association for Computational Linguistics: Human Language Technologies, Volume 2 (Short Papers)*, pages 529–535, New Orleans, Louisiana. Association for Computational Linguistics.
- Colin Raffel, Noam Shazeer, Adam Roberts, Katherine Lee, Sharan Narang, Michael Matena, Yanqi Zhou, Wei Li, and Peter J Liu. 2020. Exploring the limits of transfer learning with a unified text-to-text transformer. *Journal of Machine Learning Research*, 21:1–67.
- Holger Schwenk, Vishrav Chaudhary, Shuo Sun, Hongyu Gong, and Francisco Guzmán. 2019. Wikimatrix: Mining 135m parallel sentences in 1620 language pairs from wikipedia. *arXiv preprint arXiv:1907.05791*.
- Linda J Skitka, Kathleen L Mosier, and Mark Burdick. 1999. Does automation bias decision-making? *International Journal of Human-Computer Studies*, 51(5):991–1006.
- Chenkai Sun, Abolfazl Asudeh, HV Jagadish, Bill Howe, and Julia Stoyanovich. 2019. Mithralabel: Flexible dataset nutritional labels for responsible data science. In *Proceedings of the 28th ACM International Conference on Information and Knowledge Management*, pages 2893–2896.
- Wei Wang, Taro Watanabe, Macduff Hughes, Tetsuji Nakagawa, and Ciprian Chelba. 2018. [Denoising neural machine translation training with trusted data and online data selection](#). *CoRR*, abs/1809.00068.
- Hainan Xu and Philipp Koehn. 2017. [Zipporah: a fast and scalable data cleaning system for noisy web-crawled parallel corpora](#). In *Proceedings of the 2017 Conference on Empirical Methods in Natural Language Processing*, pages 2945–2950, Copenhagen, Denmark. Association for Computational Linguistics.
- Linting Xue, Noah Constant, Adam Roberts, Mihir Kale, Rami Al-Rfou, Aditya Siddhant, Aditya Barua, and Colin Raffel. 2020. mt5: A massively multilingual pre-trained text-to-text transformer. *arXiv preprint arXiv:2010.11934*.

## A Details on Language Code Issues

Section 5 describes a variety of issues surrounding language codes that are unclear or incorrect. This section provides more details, focusing on the JW300 dataset.

In table 4 we provide a complete table of the datasets where one code is defined as a superset of the other by the ISO standard, and in table 5 we provide a complete list of the language codes in JW300 which purport to be sign language but are actually unrelated high-resource languages.

Special attention needs to be given to the JW300 dataset, which, in addition to the sign languages and superset code issues, has a variety of other peculiarities. These problems seem to originate in the codes used by [jw.org](http://jw.org)<sup>9</sup>, which were apparently not checked in the creation of the JW300 dataset. An overview is provided in Table 6, and the following paragraphs give specifics.

Twelve languages in JW300 have codes starting in `jw_`, suggesting they are varieties of Javanese (ISO639-1 `jw`), but are instead attempts to represent language dialects for which there are not BCP-47 codes. These codes seem to have been updated in [jw.org](http://jw.org) to appropriate BCP-47 private-use extensions in the form `<supercode>_x_<tag>`, which are provided in Table 6.

In addition to the `jw_` tags, there are two other mis-used private subtags: `hy_arevmda`, which in addition to lacking the mandatory `_x_` appears to represent standard Western Armenian (`hyw`); and `rmy_AR`, which, rather than being Romany from Argentina, is Kalderash Romany.

There are also a few anomalies where private use extensions should have been used but other methods were found to convey the distinctions. Three codes appear in addition to equivalent ISO codes, making it unclear which languages they are. Two of these are equivalencies between ISO639-2 and ISO639-3 (`nya` and `ny` are both Chichewa, `qu` and `que` are both Quechua). and one is a script equivalency (`kmr` and `kmr_latn` are both in Latin script). In these three cases the two codes do represent different languages — so a private use extension would have been appropriate.

Finally, there is the more minor issue that three languages use the ISO639-3 code instead of the ISO639-2 code, and therefore are not BCP-47.

<sup>9</sup>The [jw.org](http://jw.org) website seems to use correct BCP-47 extensions now, however, and entering a code such as “`jw_dmr`” redirects to “`nap_x_dmr`”

## B Complete Error Taxonomy and Instructions

In addition to the table given in table 2, raters were provided with the following verbal notes on the error codes

- **CC: Correct translation, natural sentence:** It’s OK if it’s a sentence fragment instead of a whole sentence, as long as it is not too short (about 5 words or greater). The translation does not have to be perfect.
- **CS: Correct Translation, but single word or short phrase:** Also includes highly repeated short phrases, like “the cat the cat the cat the cat the cat ...”
- **CB: Correct translation, but boilerplate:** This can be auto-generated or formulaic content, or content that one deems “technically correct but generally not very useful to NLP models”. Unfortunately, it’s often not clear what should be counted as boilerplate...do your best.
- **X: Incorrect translation** [for parallel sentences] both source and target are in the correct language, but they are not adequate translations.
- **WL: Wrong language** For short sentences, especially with proper nouns, there is often a fine line between “Wrong language” and “Not language”. Do your best.
- **NL: Not language** At least one of source and target are not linguistic content. Any sentence consisting only of a proper noun (e.g. “Tyrone Ping”) should be marked as NL.
- **U: Unknown** for sentences that need verification by a native speaker. This is an auxiliary label that is resolved in most cases.

Finally, for future work please consider using the aspirational error taxonomy in appendix G, rather than the one presented above.

Dataset	supercode	subcode(s)
JW300	kg	kwy
JW300	mg	tdx
JW300	qu	que,qug,qus,quw,quy,quz,qvi,qvz
JW300	sw	swc
OSCAR	ar	arz
OSCAR	az	azb
OSCAR	sh	bs,hr,sr
OSCAR	ku	ckb
OSCAR	ms	id,min
OSCAR	no	nn
OSCAR	sq	als*
OSCAR	zh	yue,wuu
Wikimatrix	ar	arz
Wikimatrix	sh	bs,hr,sr
Wikimatrix	zh	wuu

Table 4: Situations where two language codes are represented, but one is a superset of another by the ISO standard, leading to unclarity about the data in the supercode dataset. \*The `als` dataset is actually in `gsw`.

Actual language	Code in JW300
cs	cse
de	gsg
el	gss
en	ase,asf,bfi,ins,psp,sfs,zib,zsl
es	aed,bvl,csf,csg,csn,csr,ecs,esn, gsm,hds,lsp,mfs,ncs,prl,pys,ssp,vsl
fi	fse
fr	fcs,fsl
hu	hsh
id	inl
it	ise
ja	jsl
ko	kvk
pl	pso
pt	bzs,mzy,psr,sgn_AO
ro	rms
ru	rsl
sk	svk
sq	sql
st	jw_ssa
zh	csl,tss

Table 5: There are 48 languages in the JW300 corpus with language codes that correspond to sign languages, but in reality are unrelated high-resource languages (usually the most spoken language in the country of origin of the sign language). This table shows the actual language of the data corresponding to each sign language code.

Code in JW300	BCP-47 code	Actual Language Name
<b>Incorrect private-use extensions</b>		
hy_arevmnda	hyw	Western Armenian
jw_dgr	os_x_dgr	Digor Ossetian
jw_dmr	naq_x_dmr	Damara Khoekhoe
jw_ibi	yom_x_ibi	Ibinda Kongo
jw_paa	pap_x_paa	Papiamento (Aruba)
jw_qcs	qxl	Salasaca Highland Kichwa
jw_rmg	rmn_x_rmg	Greek Romani (South)
jw_rmv	rmy_x_rmv	Vlax Romani, Russia
jw_spl	nso_x_spl	Sepulana
jw_ssa	st_ZA	Sesotho (South Africa)
jw_tpo	pt_PT	Portuguese (Portugal)
jw_vlc	ca_x_vlc	Catalan (Valencia)
jw_vz	skg_x_vz	Vezo Malagasy
rmy_AR	rmy_x_?	Kalderash
<b>Equivalent codes used in place of extensions</b>		
kmr_latn	kmr_x_rdu	Kurmanji (Caucasus)
nya	ny_x_?	Chinyanja (Zambia)
que	qu_x_?	Quechua (Ancash)
<b>Deprecated codes</b>		
daf	dnj/lda	Dan
<b>ISO-693-3 used in place of ISO-693-2</b>		
cat	ca	Catalan
run	rn	Kirundi
tso_MZ	ts_MZ	Changana (Mozambique)

Table 6: Language code issues in the JW300 datasets for 21 language varieties not covered by Tables 4 and 5. Twelve languages have codes starting in `jw_`, suggesting they are varieties of Javanese, but are instead mis-parsed private-use extensions. Three codes appear in addition to equivalent ISO codes, making it unclear which languages they are. One language uses a deprecated ISO code. Three languages use the ISO639-3 code instead of the ISO639-2 code, and therefore are not BCP-47. (Note: in this table, private use extensions are given as they appear in `jw.org`, and specified as ‘?’ if they are absent from `jw.org`.)

	es_XX	bm_ML	yo_NG	tr_TR	ku_TR	zh_CN	af_ZA	jv_ID	zh_TW	it_IT	mean
<b>Acc-6</b>	0.58	0.73	0.41	0.45	0.43	0.55	0.65	0.55	0.46	0.55	0.66
<b>Acc-4</b>	0.77	0.73	0.60	0.55	0.56	0.72	0.72	0.57	0.58	0.66	0.72
<b>Acc-2</b>	0.91	0.96	0.72	0.64	0.71	0.79	0.77	0.92	0.81	0.69	0.79

Table 7: Rater evaluation for a subset of audits from **CCAligned** (translated from English) measured by the accuracy (Acc- $n$ ) of labels assigned by non-proficient speaker against those assigned by proficient speakers.  $n$  indicates the granularity of the classes. For  $n = 6$  all classes of the taxonomy were distinguished, for  $n = 4$  the C subclasses were combined, and for  $n = 2$  it is binary decision between C and the rest of the error classes.



	tyv	rm	bar	eml	zh	la	mean
<b>Acc-6</b>	1.0	0.98	1.0	1.0	0.86	1.0	0.98
<b>Acc-4</b>	1.0	1.0	1.0	1.0	0.87	1.0	0.98
<b>Acc-2</b>	1.0	1.0	1.0	1.0	0.87	1.0	0.98

Table 8: Rater evaluation for a subset of audits from **OSCAR** measured by the accuracy (Acc- $n$ ) of labels assigned by non-proficient speaker against those assigned by proficient speakers.  $n$  indicates the granularity of the classes. For  $n = 6$  all classes of the taxonomy were distinguished, for  $n = 4$  the C subclasses were combined, and for  $n = 2$  it is binary decision between C and the rest of the error classes.

## C Non-proficient Rater Evaluation

Tables 7 and 8 show the detailed rating accuracy scores for all selected languages for several levels of annotation granularity. We can see that for the CCAIaligned data, reducing the labels to a binary scale naturally increases the accuracy (except for `tr-TR`), so a binary interpretation (“correct” sentence vs. error) is the most reliable. For monolingual data, the accuracy appears exceptionally high since the `bar` and `tyv` corpora contain  $< 100$  sentences each (4 and 25, respectively).

## D Not-So-Parallel Data

Table 9 contains a list of examples from the audited datasets that were misaligned (X). These examples in particular illustrate that structurally similar sentences can easily describe very different

en	prime minister of the <b>UK</b> is <b>Boris Johnson</b> .
nl	minister-president van <b>Nederland</b> is <b>Mark Rutte</b> .
en	<b>24 March</b> 2018
pt	<b>14 Novembro</b> 2018
en	The current local time in <b>Sarasota</b> is <b>89</b> minutes.
nn	Den lokale tiden i <b>Miami</b> er <b>86</b> minutt.
en	In <b>1932</b> the highway was extended <b>north to LA</b> .
bar	<b>1938</b> is de Autobahn bei <b>Inglstod</b> fertig gestellt.

Table 9: Examples of “parallel” data where the translation has a different meaning than the source, but the form looks the same. Such data may encourage hallucinations of fake “facts”.

facts. Translation models trained on such examples might hallucinate such fact-altering translations.

## E Quality vs Size

To understand the relation between the amount of data available for each language in each corpus and the quality as estimated by our audit, we plot the ratio of X, NL and WL labels against the number of sentences in figures 3, 4, 5, 6.

## F Methodological Notes

A surprising amount of work can be done without being an expert in the languages involved. The easiest approach is simply to search the internet for the sentence, which usually results in finding the exact page the sentence came from, which in turn frequently contains clues like language codes in the URL, or a headline like *News in X language*, sometimes with references to a translated version of the same page. However, for the cases where this is insufficient, here are a few tips, tricks, and observations.

### No Skills Required

Things that do not require knowledge of the language(s) in question.

1. “Not language” can usually be identified by anyone who can read the script, though there are tricky cases with proper nouns.
2. Frequently, “parallel” sentences contain different numbers in the source and target (especially autogenerated content), and are easy to disqualify
3. Errors tend to repeat. If a word is mistranslated once, it will often be mistranslated many more times throughout a corpus, making it easy to spot

## Basic Research Required

Things that do not require knowledge of the language(s) in question but can be done with basic research.

1. If it's written in the wrong script it's considered wrong language. (Sometimes the writing system is indicated in the published corpus, e.g. `bg-Latn`, but usually the language has a "default" script defined by ISO.)
2. Some types of texts come with inherent labels or markers, such as enumerators or verse numbers.
3. When all else fails, search the internet for the whole sentence or n-grams thereof! If the whole sentence can be found, frequently the language is betrayed by the webpage (the language's autonym is useful in this case).

## G Aspirational Error Taxonomy

Given some issues we encountered with the error taxonomy used for this paper, we present here a slightly modified version which we hope is both more explicit and finer-grained. The main changes are 1) replacing "CB" and "CS" with a catch-all for lower-quality sentences "CL", and 2) incorporating two codes for languages with related dialects. This is also by no means a perfect rubric, and would benefit from some fine-tuning and workshopping based on the particular dataset or application in question.

- **CC: Correct:** Natural in-language sentence. It's ok if it has a few small issues, like spelling errors or a few words from another language, or if it's a sentence fragment of reasonable length (about 5 words or more). For translations, there may be minor mistakes in the translation.
- **CL: Correct Low-quality:** In-language sentence, but low-quality. This could be ungrammatical text, boilerplate, or very short fragments. For translations, this is the appropriate code for a low-quality translation.
- **X: Incorrect translation** [for parallel sentences] both source and target are in the correct language, but they are not adequate translations.

- **DW: Wrong Dialect** *This code is only applicable for dialects that are closely related to other languages/dialects.* This sentence is in a related but different dialect to the language it's supposed to be in. For instance, it's supposed to be in Sa'idi Arabic but it's in Egyptian Arabic.

- **DA: Ambiguous Dialect** *This code is only applicable for dialects that are closely related to other languages/dialects.* Correct but ambiguous whether it's in the correct language. For instance, many short sentences in Gulf Arabic may also be valid in MSA, and many written Cantonese sentences might also be valid in Mandarin.

- **WL: Wrong language** This sentence is not in the language it's supposed to be. For short sentences, especially with proper nouns, there is often a fine line between "Wrong language" and "Not language". Do your best.

- **NL: Not language** At least one of source and target are not linguistic content. Any sentence consisting only of a proper noun (e.g. "Ibuprofen", "Calvin Klein", or "Washington DC") should be marked as NL

- **U: Unknown** for sentences that need verification by a native speaker. This is an auxiliary label that is resolved in most cases.

**Special note on Boilerplate:** "Boilerplate" generally refers to autogenerated text found on websites. It's not always clear when a sentence is boilerplate or not. If you see a lot of similar formulaic sentences in the sample, however, that's a good sign that they are boilerplate, and you can mark them all as "CL" ! Common types of boilerplate include sentences like "Convert Euro to Pound", "Online gambling games", "Download Game of Thrones Free Torrent" and so on.

**Special note on Mixed Language:** Some samples are mixed between the right language and some other language. Some out-of-language content is fine, but a majority out-of-language content is not. We can mark the sentence "CC" if: 1) it is majority in-language, and 2) the in-language portion is more than a short phrase. For unclear border cases you can use "CL".

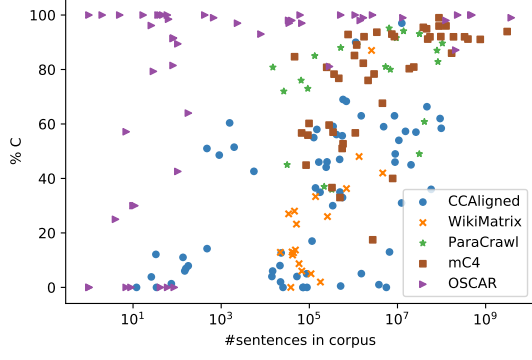


Figure 3: Ratio of C ratings vs size.

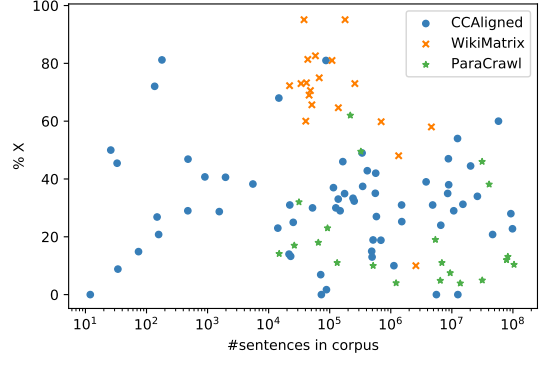


Figure 4: Ratio of X ratings vs size.

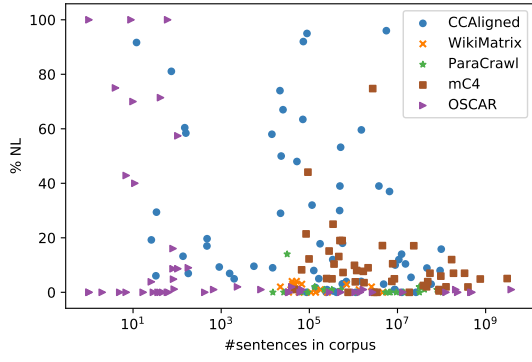


Figure 5: Ratio of NL ratings vs size.

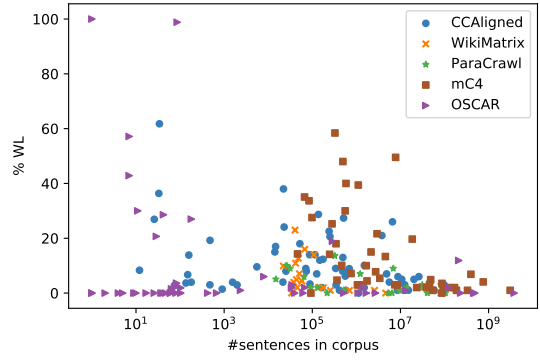


Figure 6: Ratio of WL ratings vs size.

## H Complete Tables

Tables 10, 13, 14, 12, and 11 give the complete annotation percentages for CCAIghed, MC4, OSCAR, Paracrawl, and Wikimatrix, respectively.

	C	CC	CS	CB	X	WL	NL	porn	#sentences	avg target length
<b>en-sz_PL</b>	0.00%	0.00%	0.00%	0.00%	0.00%	8.33%	91.67%	0.00%	12	71.42
<b>en-mt_MT</b>	3.85%	0.00%	3.85%	0.00%	50.00%	26.92%	19.23%	0.00%	26	12.58
<b>en-tz_MA</b>	12.12%	6.06%	6.06%	0.00%	45.45%	36.36%	6.06%	0.00%	33	57.33
<b>en-zz_TR</b>	0.00%	0.00%	0.00%	0.00%	8.82%	61.76%	29.41%	0.00%	34	46.53
<b>en-kg_AO</b>	1.35%	0.00%	1.35%	0.00%	14.86%	2.70%	81.08%	0.00%	74	29.20
<b>en-qa_MM</b>	11.03%	5.88%	3.68%	1.47%	72.06%	3.68%	13.24%	0.00%	136	55.28
<b>en-bm_ML</b>	6.04%	4.03%	2.01%	0.00%	26.85%	6.71%	60.40%	0.00%	149	32.19
<b>en-az_IR</b>	6.93%	6.93%	0.00%	0.00%	20.79%	13.86%	58.42%	0.00%	158	115.85
<b>en-qd_MM</b>	7.92%	4.95%	1.98%	0.99%	81.19%	3.96%	6.93%	0.00%	179	60.34
<b>en-ay_BO</b>	51.00%	33.00%	18.00%	0.00%	29.00%	3.00%	17.00%	0.00%	475	92.19
<b>en-ak_GH</b>	14.23%	13.60%	0.63%	0.00%	46.86%	19.25%	19.67%	0.00%	478	45.85
<b>en-st_ZA</b>	48.57%	42.14%	0.00%	6.43%	40.71%	1.43%	9.29%	0.00%	904	111.83
<b>en-ve_ZA</b>	60.40%	29.70%	21.78%	8.91%	28.71%	3.96%	6.93%	0.00%	1555	82.99
<b>en-ts_ZA</b>	51.49%	34.65%	11.88%	4.95%	40.59%	2.97%	4.95%	0.00%	1967	73.93
<b>en-or_IN</b>	42.61%	6.09%	24.35%	12.17%	38.26%	9.57%	9.57%	0.00%	5526	71.39
<b>en-ns_ZA</b>	4.00%	2.00%	0.00%	2.00%	23.00%	15.00%	58.00%	4.00%	14138	33.52
<b>en-lg_UG</b>	6.00%	0.00%	6.00%	0.00%	68.00%	17.00%	9.00%	2.00%	14701	15.83
<b>en-ln_CD</b>	8.00%	4.00%	3.00%	1.00%	14.00%	4.00%	74.00%	4.00%	21562	28.80
<b>en-om_KE</b>	2.00%	2.00%	0.00%	0.00%	31.00%	38.00%	29.00%	24.00%	22206	23.83
<b>en-ss_SZ</b>	12.65%	9.04%	3.61%	0.00%	13.25%	24.10%	50.00%	13.86%	22960	25.30
<b>en-te_IN_rom</b>	0.00%	0.00%	0.00%	0.00%	25.00%	8.00%	67.00%	5.00%	25272	24.21
<b>en-cb_IQ</b>	4.00%	1.00%	3.00%	0.00%	30.00%	18.00%	48.00%	11.00%	52297	30.04
<b>en-tn_BW</b>	0.00%	0.00%	0.00%	0.00%	6.90%	8.97%	63.45%	10.34%	71253	16.80
<b>en-ff_NG</b>	0.00%	0.00%	0.00%	0.00%	0.00%	8.00%	92.00%	2.00%	73022	33.59
<b>en-sn_ZW</b>	5.00%	1.00%	3.00%	1.00%	81.00%	14.00%	0.00%	0.00%	86868	102.59
<b>en-wo_SN</b>	0.00%	0.00%	0.00%	0.00%	1.71%	3.31%	94.98%	18.46%	88441	27.25
<b>en-br_FR</b>	17.00%	3.00%	1.00%	13.00%	37.00%	14.00%	32.00%	1.00%	115128	41.68
<b>en-zu_ZA</b>	55.00%	39.00%	3.00%	13.00%	30.00%	7.00%	8.00%	3.00%	126101	79.32
<b>en-ku_TR</b>	36.52%	12.17%	13.04%	11.30%	33.04%	28.70%	1.74%	1.74%	137874	90.51
<b>en-ig_NG</b>	58.00%	49.00%	3.00%	6.00%	29.00%	12.00%	1.00%	0.00%	148146	83.42
<b>en-kn_IN</b>	46.00%	9.00%	6.00%	31.00%	46.00%	2.00%	5.00%	4.00%	163921	70.20
<b>en-yo_NG</b>	34.93%	6.16%	10.96%	17.81%	34.93%	12.33%	17.81%	0.00%	175192	75.01
<b>en-ky_KG</b>	44.12%	24.51%	17.65%	1.96%	33.33%	22.55%	0.00%	0.98%	240657	69.56
<b>en-tg_TJ</b>	46.08%	18.63%	24.51%	2.94%	32.35%	20.59%	0.98%	4.90%	251865	75.31
<b>en-ha_NG</b>	30.00%	25.00%	3.00%	2.00%	49.00%	9.00%	12.00%	1.00%	339176	60.78
<b>en-am_ET</b>	59.11%	35.47%	2.46%	21.18%	37.44%	2.96%	0.49%	0.00%	346517	58.29
<b>en-km_KH</b>	56.12%	12.24%	33.67%	10.20%	42.86%	1.02%	0.00%	0.00%	412381	71.35
<b>en-ne_NP</b>	47.00%	10.00%	13.00%	24.00%	15.00%	8.00%	30.00%	14.00%	487155	79.14
<b>en-su_ID</b>	35.00%	15.00%	15.00%	5.00%	13.00%	13.00%	39.00%	0.00%	494142	57.08
<b>en-ur_PK_rom</b>	0.50%	0.00%	0.50%	0.00%	18.91%	27.36%	53.23%	5.47%	513123	18.41
<b>en-ht_HT</b>	55.67%	8.25%	10.31%	37.11%	35.05%	6.19%	3.09%	1.03%	558167	101.95
<b>en-mn_MN</b>	33.00%	8.00%	14.00%	11.00%	42.00%	7.00%	18.00%	12.00%	566885	44.43
<b>en-te_IN</b>	69.00%	42.00%	11.00%	16.00%	27.00%	1.00%	3.00%	1.00%	581651	97.95
<b>en-kk_KZ</b>	68.32%	40.59%	18.81%	8.91%	18.81%	8.91%	3.96%	1.98%	689651	72.36
<b>en-be_BY</b>	90.00%	57.00%	13.00%	20.00%	10.00%	0.00%	0.00%	2.00%	1125772	118.45
<b>en-af_ZA</b>	63.00%	40.00%	23.00%	0.00%	31.00%	2.00%	4.00%	12.00%	1504061	105.45
<b>en-jv_ID</b>	5.05%	1.01%	1.01%	3.03%	25.25%	10.10%	59.60%	8.08%	1513974	18.34
<b>en-nl_NL</b>	46.00%	27.00%	19.00%	0.00%	49.00%	2.00%	3.00%	0.00%	36324231	85.95
<b>en-hi_IN_rom</b>	1.00%	0.00%	0.00%	1.00%	39.00%	21.00%	39.00%	8.00%	3789571	18.13
<b>en-lv_LV</b>	59.00%	37.00%	9.00%	13.00%	31.00%	7.00%	3.00%	14.00%	4850957	83.67
<b>en-ar_AR_rom</b>	0.00%	0.00%	0.00%	0.00%	0.00%	4.00%	96.00%	4.00%	5584724	16.69
<b>en-tl_XX</b>	13.00%	6.00%	3.00%	4.00%	24.00%	26.00%	37.00%	5.00%	6593250	37.03
<b>en-uk_UA</b>	63.00%	42.00%	8.00%	13.00%	35.00%	1.00%	1.00%	5.00%	8547348	67.88
<b>en-zh_TW</b>	46.00%	11.00%	31.00%	4.00%	47.00%	6.00%	1.00%	1.00%	8778971	24.89
<b>en-el_GR</b>	49.00%	15.00%	5.00%	29.00%	38.00%	3.00%	10.00%	8.00%	8878492	54.90
<b>en-da_DK</b>	54.00%	31.00%	18.00%	5.00%	29.00%	5.00%	12.00%	7.00%	10738582	73.99
<b>en-vi_VN</b>	31.00%	18.00%	0.00%	13.00%	54.00%	1.00%	14.00%	6.00%	12394379	74.19
<b>en-sv_SE</b>	97.00%	91.00%	3.00%	3.00%	0.00%	3.00%	0.00%	0.00%	12544075	103.91
<b>en-zh_CN</b>	57.29%	22.92%	12.50%	21.88%	31.25%	1.04%	10.42%	1.04%	15181410	33.55
<b>en-tr_TR</b>	45.00%	14.50%	14.00%	16.50%	44.50%	5.00%	5.50%	4.00%	20282339	83.80
<b>en-ja_XX</b>	57.00%	35.00%	21.00%	1.00%	34.00%	6.00%	0.00%	0.00%	26201214	34.44
<b>en-pt_XX</b>	66.34%	36.63%	10.89%	18.81%	20.79%	3.96%	8.91%	0.00%	46525410	87.20
<b>en-it_IT</b>	36.00%	14.00%	18.00%	4.00%	60.00%	1.00%	3.00%	0.00%	58022366	97.44
<b>en-de_DE</b>	62.00%	29.00%	14.00%	19.00%	28.00%	2.00%	8.00%	2.00%	92597196	78.08
<b>en-es_XX</b>	58.42%	16.83%	25.74%	15.84%	22.77%	2.97%	15.84%	4.95%	98351611	72.18

Table 10: Audit results for a sample of 100 sentences from **CCAligned** for each language pair, compared to the number of sentences available in the dataset. If fewer than 100 sentences were available, all sentences were audited. Language codes are as originally published. The length is measured in number of characters and averaged across the audited portion of each corpus. Languages with less than 20% correct sentences are boldfaced.



	C	CC	CS	CB	X	WL	NL	porn	# sentences	avg target length
<b>en-ug</b>	12.87%	8.91%	1.98%	1.98%	72.28%	9.90%	1.98%	0.00%	22012	95.55
en-mwl	27.00%	26.00%	0.00%	1.00%	73.00%	0.00%	0.00%	0.00%	33899	135.26
<b>en-tg</b>	0.00%	0.00%	0.00%	0.00%	95.10%	3.92%	0.98%	0.00%	37975	88.87
<b>en-ne</b>	13.00%	7.00%	6.00%	0.00%	60.00%	23.00%	4.00%	0.00%	40549	69.26
<b>en-ka</b>	11.88%	2.97%	2.97%	5.94%	73.27%	10.89%	2.97%	0.00%	41638	144.74
<b>en-lmo</b>	12.75%	11.76%	0.00%	0.98%	81.37%	4.90%	0.98%	0.00%	43790	89.38
en-io	28.00%	27.00%	0.00%	1.00%	69.00%	2.00%	1.00%	0.00%	45999	83.26
<b>en-jv</b>	13.73%	9.80%	0.00%	3.92%	70.59%	12.75%	2.94%	0.00%	48301	91.87
en-wuu	23.23%	14.14%	7.07%	2.02%	65.66%	7.07%	4.04%	0.00%	51024	34.77
<b>br-en</b>	8.70%	7.61%	1.09%	0.00%	82.61%	4.35%	0.00%	0.00%	58400	90.68
<b>bar-en</b>	6.00%	6.00%	0.00%	0.00%	75.00%	16.00%	3.00%	0.00%	67394	103.51
<b>en-kk</b>	5.00%	2.00%	2.00%	1.00%	81.00%	14.00%	0.00%	0.00%	109074	56.03
en-sw	33.33%	27.27%	4.04%	2.02%	64.65%	2.02%	0.00%	0.00%	138590	111.61
<b>en-nds</b>	1.96%	1.96%	0.00%	0.00%	95.10%	1.96%	0.98%	0.00%	178533	91.95
be-en	26.00%	24.00%	2.00%	0.00%	73.00%	1.00%	0.00%	0.00%	257946	121.22
en-hi	36.27%	32.35%	0.98%	2.94%	59.80%	0.98%	2.94%	0.00%	696125	96.77
en-ko	48.04%	33.33%	2.94%	11.76%	48.04%	2.94%	0.98%	0.00%	1345630	55.18
en-uk	87.00%	84.00%	2.00%	1.00%	10.00%	1.00%	2.00%	0.00%	2576425	104.39
en-it	42.00%	42.00%	0.00%	0.00%	58.00%	0.00%	0.00%	0.00%	4626048	140.27
en-simple	37.62%	24.75%	0.00%	12.87%	56.44%	2.97%	2.97%	0.00%	nan	77.53

Table 11: Audit results for a sample of 100 sentences from **WikiMatrix** for each language pair, compared to the number of sentences available in the dataset. Language codes are as originally published. The length is measured in number of characters and averaged across the audited portion of each corpus. Languages with less than 20% correct sentences are boldfaced.

	C	CC	CS	CB	X	WL	NL	porn	# sentences	avg target length
en-so	80.81%	61.62%	1.01%	18.18%	14.14%	5.05%	0.00%	0.00%	14879	189.83
en-ps	72.00%	53.00%	9.00%	10.00%	17.00%	10.00%	0.00%	0.00%	26321	141.01
en-my	45.00%	9.00%	16.00%	20.00%	32.00%	9.00%	14.00%	0.00%	31374	147.07
en-km	76.00%	51.00%	13.00%	12.00%	18.00%	6.00%	0.00%	0.00%	65113	121.20
en-ne	73.00%	48.00%	1.00%	24.00%	23.00%	2.00%	0.00%	0.00%	92084	153.42
en-sw	85.00%	60.00%	15.00%	10.00%	11.00%	2.00%	2.00%	0.00%	132517	167.34
en-si	37.00%	31.00%	6.00%	0.00%	62.00%	0.00%	1.00%	0.00%	217407	123.06
en-nn	35.92%	24.27%	8.74%	2.91%	49.51%	13.59%	0.97%	0.00%	323519	56.24
es-eu	88.00%	66.00%	15.00%	7.00%	10.00%	1.00%	1.00%	0.00%	514610	121.31
es-gl	89.00%	46.00%	6.00%	37.00%	4.00%	7.00%	0.00%	0.00%	1222837	107.88
en-ru	81.00%	73.00%	6.00%	2.00%	19.00%	0.00%	0.00%	6.00%	5377911	101.28
en-bg	95.15%	85.44%	0.97%	8.74%	4.85%	0.00%	0.00%	0.97%	6470710	112.29
es-ca	80.00%	54.00%	19.00%	7.00%	11.00%	9.00%	0.00%	5.00%	6870183	107.21
en-el	91.59%	68.22%	0.93%	22.43%	7.48%	0.93%	0.00%	0.00%	9402646	135.66
en-pl	94.12%	76.47%	0.98%	16.67%	3.92%	1.96%	0.00%	0.98%	13744860	95.95
en-nl	49.00%	32.00%	17.00%	0.00%	46.00%	3.00%	2.00%	0.00%	31295016	95.05
en-pt	93.07%	92.08%	0.00%	0.99%	4.95%	1.98%	0.00%	0.00%	31486963	108.68
en-it	60.82%	36.08%	16.49%	8.25%	38.14%	0.00%	1.03%	0.00%	40798278	127.55
en-es	87.00%	54.00%	20.00%	13.00%	12.00%	0.00%	1.00%	0.50%	78662122	119.72
en-de	82.83%	64.65%	13.13%	5.05%	13.13%	3.03%	1.01%	0.00%	82638202	111.43
en-fr	89.62%	82.08%	4.72%	2.83%	10.38%	0.00%	0.00%	0.00%	104351522	144.20

Table 12: Audit results for a sample of 100 sentences from **ParaCrawl** for each language pair, compared to the number of sentences available in the dataset. Language codes are as originally published. The length is measured in number of characters and averaged across the audited portion of each corpus.

	C	CC	CS	CB	WL	NL	porn	# sentences	avg length
yo	84.69%	71.43%	2.04%	11.22%	14.29%	1.02%	0.00%	46214	117.71
st	56.70%	42.27%	14.43%	0.00%	35.05%	8.25%	0.00%	66837	132.13
haw	44.90%	34.69%	1.02%	9.18%	33.67%	21.43%	1.02%	84312	129.99
ig	55.91%	41.73%	10.24%	3.94%	0.00%	44.09%	0.79%	92909	98.03
sm	60.20%	58.16%	2.04%	0.00%	27.55%	12.24%	0.00%	98467	126.42
ha	80.81%	79.80%	1.01%	0.00%	14.14%	5.05%	2.02%	247479	155.76
su	59.60%	58.59%	1.01%	0.00%	25.25%	15.15%	2.02%	280719	107.10
sn	36.63%	32.67%	2.97%	0.99%	58.42%	4.95%	0.00%	326392	145.59
mg	57.00%	57.00%	0.00%	0.00%	18.00%	25.00%	0.00%	345040	116.23
pa	78.30%	68.87%	3.77%	5.66%	4.72%	10.38%	0.00%	363399	134.43
ga	76.77%	58.59%	6.06%	12.12%	10.10%	13.13%	0.00%	465670	147.35
co	33.00%	29.00%	2.00%	2.00%	48.00%	19.00%	0.00%	494913	195.30
zu	51.00%	48.00%	2.00%	1.00%	30.00%	19.00%	0.00%	555458	137.81
jv	52.73%	19.09%	19.09%	14.55%	40.00%	7.27%	1.82%	581528	97.96
km	92.86%	92.86%	0.00%	0.00%	7.14%	0.00%	0.00%	756612	162.57
kn	85.15%	73.27%	3.96%	7.92%	2.97%	9.90%	0.00%	1056849	105.39
fy	56.73%	50.00%	3.85%	2.88%	39.42%	3.85%	0.00%	1104359	234.25
te	89.00%	76.00%	9.00%	4.00%	3.00%	8.00%	0.00%	1188243	108.49
la	82.31%	65.38%	6.15%	10.77%	10.00%	7.69%	0.00%	1674463	67.25
be	92.04%	86.73%	2.65%	2.65%	4.42%	3.54%	0.00%	1742030	110.86
af	76.00%	76.00%	0.00%	0.00%	15.00%	9.00%	0.00%	2152243	99.52
<b>lb</b>	17.48%	17.48%	0.00%	0.00%	7.77%	74.76%	0.00%	2740336	481.68
ne	78.35%	77.32%	1.03%	0.00%	21.65%	0.00%	0.00%	2942785	102.88
sr	93.69%	85.59%	7.21%	0.90%	5.41%	0.00%	0.00%	3398483	131.72
gl	67.62%	57.14%	10.48%	0.00%	13.33%	17.14%	0.00%	4549465	151.45
bn	93.00%	86.00%	1.00%	6.00%	3.00%	4.00%	0.00%	7444098	92.60
mr	40.00%	35.24%	2.86%	1.90%	49.52%	10.48%	0.00%	7774331	281.94
sl	92.08%	82.18%	4.95%	4.95%	2.97%	4.95%	0.00%	8499456	149.45
hi	80.30%	76.77%	1.01%	2.53%	19.70%	0.00%	2.53%	18507273	105.54
bg	80.90%	75.88%	2.51%	2.51%	2.01%	17.09%	0.00%	23409799	93.86
uk	95.48%	81.41%	7.54%	6.53%	2.01%	2.51%	0.00%	38556465	116.79
ro	94.95%	78.79%	12.12%	4.04%	3.03%	2.02%	0.00%	45738857	130.08
sv	91.18%	84.31%	2.94%	3.92%	4.90%	3.92%	1.96%	48570979	114.45
zh	92.00%	87.00%	1.00%	4.00%	1.00%	7.00%	0.00%	54542308	94.77
ja	99.00%	89.00%	6.00%	4.00%	0.00%	1.00%	1.00%	87337884	59.94
tr	95.96%	88.89%	0.00%	7.07%	3.54%	0.51%	0.00%	87595290	152.75
nl	92.08%	85.15%	6.93%	0.00%	1.98%	5.94%	0.00%	96210458	103.67
pl	96.00%	82.00%	7.00%	7.00%	2.00%	2.00%	0.00%	126164277	170.70
pt	86.00%	79.00%	4.00%	3.00%	2.00%	12.00%	1.00%	169239084	133.51
it	92.00%	79.00%	9.00%	4.00%	1.00%	7.00%	0.00%	186404508	180.26
fr	92.00%	82.00%	7.00%	3.00%	1.00%	7.00%	0.00%	332674575	143.69
de	91.18%	77.45%	7.84%	5.88%	6.86%	1.96%	0.00%	397006993	107.71
ru	91.06%	69.11%	11.38%	10.57%	4.07%	4.88%	0.00%	755585265	109.28
en	93.94%	83.84%	8.08%	2.02%	1.01%	5.05%	0.00%	3079081989	130.97
<b>bg_latn</b>	9.09%	9.09%	0.00%	0.00%	51.52%	39.39%	1.01%	N/A	139.92
<b>ja_latn</b>	13.00%	7.00%	4.00%	2.00%	60.00%	27.00%	0.00%	N/A	218.92
ru_latn	36.45%	25.23%	10.28%	0.93%	34.58%	28.97%	0.93%	N/A	123.14
<b>zh_latn</b>	5.00%	4.00%	1.00%	0.00%	64.00%	31.00%	0.00%	N/A	186.84

Table 13: Audit results for a sample of 100 sentences from **mC4** for each language, compared to the number of sentences available in the dataset. Language codes are as originally published. The length is measured in number of characters and averaged across the audited portion of each corpus. Languages with less than 20% correct sentences are boldfaced.

	C	CC	CS	CB	WL	NL	porn	# sentences	avg length
diq	100.00%	100.00%	0.00%	0.00%	0.00%	0.00%	0.00%	1	131.00
<b>bcl</b>	0.00%	0.00%	0.00%	0.00%	0.00%	100.00%	0.00%	1	623.00
<b>cbk</b>	0.00%	0.00%	0.00%	0.00%	100.00%	0.00%	0.00%	1	519.00
pam	100.00%	100.00%	0.00%	0.00%	0.00%	0.00%	0.00%	2	139.00
bar	25.00%	25.00%	0.00%	0.00%	0.00%	75.00%	0.00%	4	53.50
myv	100.00%	100.00%	0.00%	0.00%	0.00%	0.00%	0.00%	5	127.00
<b>yue</b>	0.00%	0.00%	0.00%	0.00%	57.14%	42.86%	0.00%	7	177.00
mw1	57.14%	57.14%	0.00%	0.00%	42.86%	0.00%	0.00%	7	141.00
<b>frr</b>	0.00%	0.00%	0.00%	0.00%	0.00%	100.00%	0.00%	9	231.56
ht	30.00%	30.00%	0.00%	0.00%	0.00%	70.00%	0.00%	10	329.10
ie	30.00%	30.00%	0.00%	0.00%	30.00%	40.00%	0.00%	11	121.70
scn	100.00%	100.00%	0.00%	0.00%	0.00%	0.00%	0.00%	17	155.59
tyv	96.15%	96.15%	0.00%	0.00%	0.00%	3.85%	0.00%	26	167.96
mai	79.31%	75.86%	0.00%	3.45%	20.69%	0.00%	0.00%	29	141.17
bxr	100.00%	100.00%	0.00%	0.00%	0.00%	0.00%	0.00%	37	160.76
dsb	100.00%	97.56%	0.00%	2.44%	0.00%	0.00%	0.00%	41	155.15
<b>so</b>	0.00%	0.00%	0.00%	0.00%	28.57%	71.43%	0.00%	42	208.24
rm	100.00%	100.00%	0.00%	0.00%	0.00%	0.00%	0.00%	47	137.66
nah	100.00%	96.67%	0.00%	3.33%	0.00%	0.00%	0.00%	60	164.53
<b>nap</b>	0.00%	0.00%	0.00%	0.00%	0.00%	100.00%	0.00%	61	152.11
yo	98.46%	96.92%	0.00%	1.54%	1.54%	0.00%	0.00%	64	281.57
gn	81.48%	81.48%	0.00%	0.00%	2.47%	16.05%	0.00%	81	234.95
vec	91.36%	91.36%	0.00%	0.00%	0.00%	8.64%	0.00%	81	184.90
kw	91.57%	90.36%	0.00%	1.20%	3.61%	4.82%	0.00%	83	162.75
<b>wuu</b>	0.00%	0.00%	0.00%	0.00%	98.84%	1.16%	0.00%	86	157.15
eml	42.57%	42.57%	0.00%	0.00%	0.00%	57.43%	0.00%	104	177.88
bh	89.42%	21.15%	0.00%	68.27%	1.92%	8.65%	0.00%	104	137.17
min	64.00%	6.00%	0.00%	58.00%	27.00%	9.00%	0.00%	180	649.85
qu	100.00%	98.97%	0.00%	1.03%	0.00%	0.00%	0.00%	425	167.27
su	99.00%	99.00%	0.00%	0.00%	0.00%	1.00%	0.00%	676	221.00
jv	97.00%	86.00%	0.00%	11.00%	1.00%	2.00%	0.00%	2350	203.08
als	93.00%	93.00%	0.00%	0.00%	6.00%	1.00%	0.00%	7997	375.44
la	98.00%	98.00%	0.00%	0.00%	2.00%	0.00%	0.00%	33838	224.11
uz	98.00%	98.00%	0.00%	0.00%	2.00%	0.00%	0.00%	34244	369.99
nds	97.03%	95.05%	0.00%	1.98%	2.97%	0.00%	0.00%	35032	344.74
sw	98.00%	98.00%	0.00%	0.00%	0.00%	2.00%	0.00%	40066	196.70
br	100.00%	96.00%	0.00%	4.00%	0.00%	0.00%	0.00%	61941	239.56
fy	97.00%	97.00%	0.00%	0.00%	2.00%	1.00%	0.00%	67762	340.23
am	81.09%	79.10%	0.00%	1.99%	18.91%	0.00%	0.00%	287142	267.43
af	100.00%	100.00%	0.00%	0.00%	0.00%	0.00%	0.00%	517353	339.18
eu	100.00%	98.00%	0.00%	2.00%	0.00%	0.00%	0.00%	1099498	330.93
mn	98.00%	94.00%	0.00%	4.00%	2.00%	0.00%	0.00%	1430527	309.94
te	98.99%	93.94%	1.01%	4.04%	0.00%	1.01%	1.01%	1685185	412.31
kk	100.00%	100.00%	0.00%	0.00%	0.00%	0.00%	0.00%	2719851	318.93
ca	99.00%	91.00%	0.00%	8.00%	1.00%	0.00%	0.00%	13292843	333.38
nl	98.00%	94.00%	2.00%	2.00%	2.00%	0.00%	4.00%	126067610	305.01
it	87.13%	71.29%	1.98%	13.86%	11.88%	0.99%	1.98%	210348435	393.66
zh	100.00%	97.00%	0.00%	3.00%	0.00%	0.00%	1.00%	232673578	195.60
fr	100.00%	93.00%	0.00%	7.00%	0.00%	0.00%	5.00%	461349575	306.62
es	100.00%	94.00%	0.00%	6.00%	0.00%	0.00%	3.00%	488616724	268.07
en	99.00%	96.00%	0.00%	3.00%	0.00%	1.00%	1.00%	3809525119	364.65

Table 14: Audit results for a sample of 100 sentences from **OSCAR** for each language, compared to the number of sentences available in the dataset. If fewer than 100 sentences were available, all sentences were audited. Language codes are as originally published. Length is measured in number of characters. Languages with less than 20% correct sentences are boldfaced.