

Higher-order Homophily is Combinatorially Impossible

Nate Veldt
Center for Applied Math
Cornell University
nveldt@cornell.edu

Austin R. Benson
Computer Science Dept.
Cornell University
arb@cs.cornell.edu

Jon Kleinberg
Computer Science Dept.
Cornell University
kleinberg@cornell.edu

Abstract

Homophily is the seemingly ubiquitous tendency for people to connect with similar others, which is fundamental to how society organizes. Even though many social interactions occur in groups, homophily has traditionally been measured from collections of pairwise interactions involving just two individuals. Here, we develop a framework using hypergraphs to quantify homophily from multiway, group interactions. This framework reveals that many homophilous group preferences are impossible; for instance, men and women cannot simultaneously exhibit preferences for groups where their gender is the majority. This is not a human behavior but rather a combinatorial impossibility of hypergraphs. At the same time, our framework reveals relaxed notions of group homophily that appear in numerous contexts. For example, in order for US members of congress to exhibit high preferences for co-sponsoring bills with their own political party, there must also exist a substantial number of individuals from each party that are willing to co-sponsor bills even when their party is in the minority. Our framework also reveals how gender distribution in group pictures varies with group size, a fact that is overlooked when applying graph-based measures.

Homophily is an established sociological principle that individuals tend to associate and form connections with other individuals that are similar to them [1]. For example, social ties are strongly correlated with demographic factors such as race, age, and gender [2, 3, 4]; acquired characteristics such as education, political affiliation, and religion [4, 5]; and even psychological factors such as attitudes and aspirations [6, 7]. For many of these factors, homophily persists across a wide range of relationship types, from marriage [8], to friendships [9], to ties based simply on whether individuals have been observed together in public [10]. As a consequence, homophily serves as an important concept for understanding human relationships and social connections, and is a key guiding principle for research in sociology and network analysis.

A major motivation in homophily research is to understand how similarity among individuals influences group formation and group interactions [11, 12, 10, 13, 14]. This emphasis on group interactions is natural, given how much of life and society is organized around *multiway* relationships and interactions, such as work collaborations, social activities, volunteer groups, and family ties. However, despite the ubiquity of multiway interactions in social settings, existing homophily measures rely on a graph model of social interactions, which encodes only on two-way relationships between individuals. In order to measure homophily in group interactions, these approaches reduce group participation to pairwise relationships, based on co-participation in groups. While this simplifies the analysis, it discards valuable information about the exact size and make-up of groups in which individuals choose to participate.

Here, we present a mathematical framework for measuring homophily in group interactions that quantifies the extent to which individuals in a certain class participate in groups with varying numbers of in-class and out-class participants. Given a population of individuals (e.g., students in a school, researchers in academia, employees at a company), we consider a subset of individuals X sharing a class label (e.g., gender, political affiliation). We model group interactions among individuals using a hypergraph (Fig. 1A), where nodes represent individuals and hyperedges represent groups. In order to measure how class label

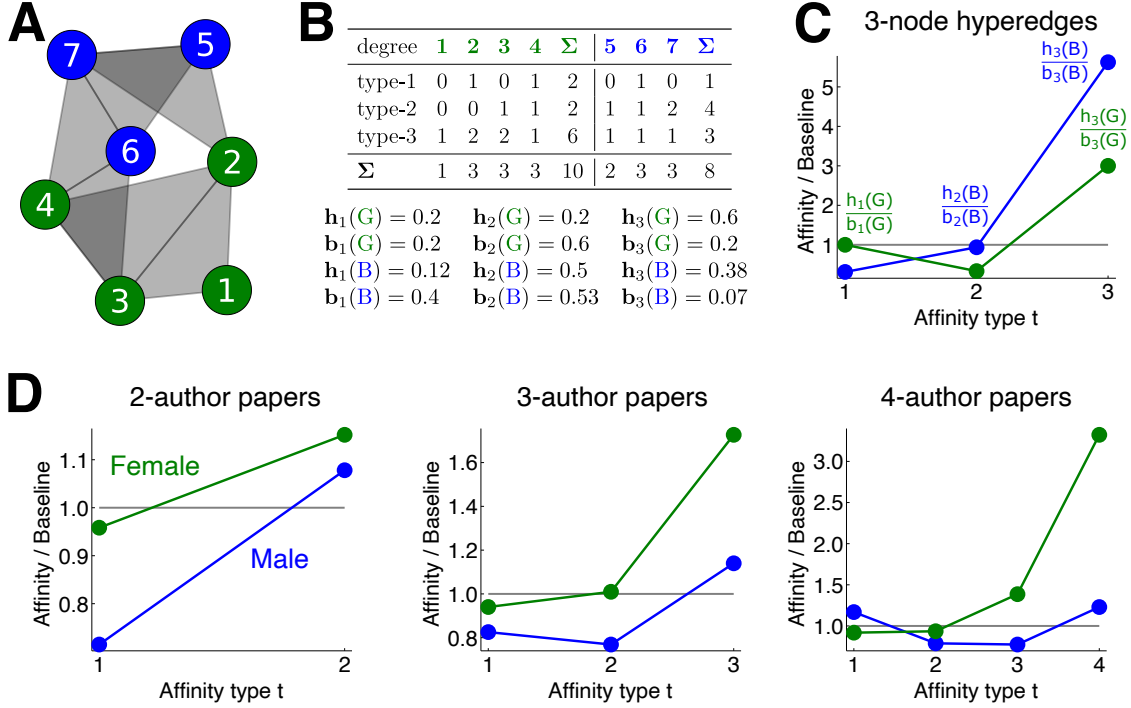


Figure 1: **(A)** Example of a set of size-3 group interactions between 2 classes, modeled by a small hypergraph. **(B)** Degrees, affinity scores, and baseline scores for the hypergraph. A node’s type- t degree is the number of groups it belongs to in which exactly t nodes are from its class. The type- t degree for an entire class is the sum of type- t degrees across all nodes in the class (Σ columns in the table). The type- t affinity for a class X , denoted by $h_t(X)$, is the ratio between the class’s type- t degree and its total degree (the sum of type- t degrees for all t). The type- t baseline score $b_t(X)$ is the probability that a node joins a type- t group if other nodes are selected uniformly at random. **(C)** The ratios of affinity to baseline (ratio scores) summarize the overall group preferences for both types of nodes. **(D)** Ratio scores with respect to gender for groups defined by co-authorship on computer science publications. Collaborating with same-gender co-authors on 2-person papers is more likely than expected by chance, as seen by ratio scores higher than 1. For 3- and 4-author papers, the ratio curves are substantially different for men and women. Female authors exhibit monotonically increasing scores, whereas male authors do not. Our theoretical results show that many of these differences are due simply to combinatorial constraints on hypergraph affinity scores. If we reduce the set of 2-4 author papers to pairwise co-authorships and apply graph-based measures, women and men have graph homophily indices of 0.26 and 0.83 respectively. These scores are higher than group proportions of 0.22 and 0.78, and therefore reveal some level of gender homophily. Similar graph homophily indices are obtained if we also include papers with more authors. However, this provides less information than knowing the full range of hypergraph affinity scores, and fails to uncover the nuanced differences in co-authorship patterns between men and women.

affects group interactions of a fixed size k , we define for each positive integer $t \leq k$ a type- t affinity score, summarizing the extent to which individuals in class X participate in groups where exactly t group members are in class X (Fig. 1B). To define the affinity score, we first define the total degree of a node v to be the number of groups it participates in, and its type- t degree to be the number of these groups with exactly t members from v ’s class. The class degree $D(X)$ is the sum of total degrees across all nodes in X , and the class type- t degree $D_t(X)$ is the sum of individual type- t degrees. The ratio of these values defines the type- t affinity score:

$$h_t(X) = \frac{D_t(X)}{D(X)}. \quad (1)$$

When $k = t = 2$, this ratio is the well-studied homophily index of a graph [15], which can be statistically

interpreted as the maximum likelihood estimate for a certain homophily parameter when a logistic-binomial model is applied to the degree data. An analogous result is also true for our more general hypergraph affinity score (see Appendix A.3). In order to determine whether an affinity score is meaningfully high or low, we compare it against a baseline score representing a null probability for type- t interactions. Formally, the baseline $\mathbf{b}_t(X)$ is the probability that a class- X node joins a group where t members are from class X , if $k - 1$ other nodes are selected uniformly at random (see Appendix A.4 for details). If $\mathbf{h}_t(X) > \mathbf{b}_t(X)$, this indicates that type- t group interactions are *overexpressed* for class X . One way to summarize the group preferences for a class X is to compute a sequence of ratio scores $\frac{\mathbf{h}_t(X)}{\mathbf{b}_t(X)}$ for $t \leq k$ (Fig. 1C). If an n -node hypergraph is generated by forming hyperedges at random without regard for node class, we can show that these ratio scores converge to one as $n \rightarrow \infty$ (Appendix A.4). This provides another intuitive interpretation for our baseline scores.

Gender homophily in co-authorship data

We measure hypergraph affinity scores with respect to gender in academic collaborations, where nodes represent researchers and each hyperedge indicates co-authorship on a paper published at a computer science conference. Our framework reveals differences in co-author preferences for men and women (Fig. 1D). Both men and women have overexpressed preferences for being authors on papers that only involve authors of their same gender. Women in fact exhibit higher than random affinities whenever a majority of co-authors are women, but an analogous result is not true for men. Similarly, although women exhibit preferences that monotonically increase as the number of female authors increases, men do not exhibit an analogous monotonic pattern.

It is natural to wonder what drives the differences in higher-order co-authorship patterns between men and women. To address this, we formalize three notions of hypergraph homophily, which extend the standard notion of homophily in graphs. One simplistic way to check for group homophily is to see whether a class has a higher-than-baseline affinity for group interactions that *only* involve members of their class. Formally, this means that $\mathbf{h}_t(X) > \mathbf{b}_t(X)$ for $t = k$. We refer to this as *simple* homophily. We say that class X exhibits *majority* homophily if the class has higher than random affinities for groups where they constitute a majority, i.e., $\mathbf{h}_t(X) > \mathbf{b}_t(X)$ when $t > k - t$. Class X exhibits *monotonic* homophily if, for groups where X constitutes a majority, its affinities are strictly increasing as the number of class- X members grows, i.e., $\mathbf{h}_t(X)/\mathbf{b}_t(X) > \mathbf{h}_{t-1}(X)/\mathbf{b}_{t-1}(X)$ when $t > k - t$. For groups of size two, all three definitions of hypergraph homophily reduce to whether the homophily index of a graph is higher than the relative class size, which corresponds to the standard notion of graph homophily. In graph-based analysis, it is typical for social networks to exhibit homophily with respect to many attributes at once. It is interesting to consider whether this observation generalizes to the hypergraph setting. In co-authorship (Fig. 1D), both men and women exhibit simple homophily for papers with two to four authors. However, the only case where *both* genders exhibit monotonic homophily is for two-author papers. For three- and four-author papers, women exhibit both majority and monotonic homophily, but men do not exhibit either. How can we explain these differences between hypergraph and graph notions of homophily for this dataset? And what social processes, if any, create differences in homophily between men and women?

Our main theoretical result highlights a fundamental difference between measuring homophily in group settings and measuring homophily in graphs. Although monotonic and majority homophily capture intuitive notions of same-class preferences, we show that it is combinatorially impossible for two classes to *simultaneously* exhibit either of these types of homophily in the hypergraph setting (subject to a small additional constraint if groups have an even number of members). As a consequence, even if all individuals *attempted* to participate in group interactions that are monotonically or majority homophilous with respect to their class, this cannot be accomplished. We formalize our result as a set of combinatorial impossibilities for hypergraphs where nodes have one of two labels, and all hyperedges are of size k . For group interactions of

varying sizes, these result can be applied to each group size separately, to understand which behaviors are possible or impossible in each case. For a hypergraph with more than two node labels, this can be applied when comparing the affinity scores of one class against the collective behavior of all other classes, joined by a single “out class” label. See Appendix B for full proof details.

Theorem 1 Consider a hypergraph with two node class labels and hyperedges of size k .

- If k is odd, it is impossible for both classes to simultaneously exhibit majority homophily, or for both classes to simultaneously exhibit monotonic homophily.
- If k is even, it is impossible for both classes to exhibit majority homophily if additionally $\mathbf{h}_{k/2}(X) > \mathbf{b}_{k/2}(X)$ for one of the classes X .
- If k is even, it is impossible for both classes to exhibit monotonic homophily if additionally $\mathbf{h}_t(X)/\mathbf{b}_t(X) > \mathbf{h}_{t-1}(X)/\mathbf{b}_{t-1}(X)$ for at least one class X when $t = k/2$.

The intuition for these results is that type- t interactions for one class are type- $(k - t)$ interactions for the other class. The impossibility result for monotonic homophily is easier to prove, and only relies on two types of hyperedges. When k is odd, we can show that if one class exhibits monotonic homophily, then type- $(k/2 + 1)$ interactions are strictly more common than type- $(k/2 - 1)$ interactions. However, assuming the other class exhibits monotonic homophily implies the exact opposite (Appendix B.2). The impossibility result for majority homophily is significantly more challenging. Assuming the theorem is *not* true leads to a collection of strict inequalities, one for each type of hyperedge. However, unlike the result for monotonic homophily, proving this is impossible requires an argument involving all of the inequalities and the number interactions of every type (Lemma 5, Appendix B.1). This impossibility result is also unrelated to the fact that typed affinities for *a single class* cannot all be simultaneously above baseline. The latter result follows by observing that affinity scores for a class sum to one, as do baseline scores, so assuming that each affinity score is strictly above its baseline leads to an immediate contradiction. This argument does not apply if we assume two classes exhibit majority homophily, since in this case only some interactions are above the baseline for one class, while other interactions are above baseline for the other class. Nevertheless, the impossibility result for majority homophily can be shown via a careful analysis involving the number of interactions of every type (Appendix B.1). Theorem 1 in fact applies to a broad class of baseline scores beyond the one considered here. The results also hold for an alternative affinity score based on ratios between hyperedge counts, rather than ratios of typed degrees (Appendix C). We focus on ratios of typed degrees as these generalize the standard homophily index in graphs.

Political homophily in legislative bill co-sponsorship

We quantify political homophily [5, 16, 17, 18, 19] with respect to political party for US members of congress (nodes in a hypergraph), based on groups of congress members formed by co-sponsorship of legislative bills (hyperedges) [20, 21, 22]. Across all group sizes, affinity scores for Democrats tend to strictly increase, though scores are flatter for Republicans (Fig. 2A, top row). However, both classes exhibit similar bowl-shaped ratio curves (Fig. 2A, bottom row), demonstrating that highly imbalanced groups are highly overexpressed. Despite fundamental limits established by Theorem 1, weaker but still meaningful notions of group homophily are exhibited in practice by both classes simultaneously. Monotonic homophily is nearly always satisfied by both classes, subject to slight deviations that keep Theorem 1 from ever being violated. Across all bill sizes, neither political party exhibits majority homophily, but both classes exhibit higher than random affinity scores when their political party makes up a large enough majority of bill co-sponsors. To measure this behavior formally, we define the *group homophily index* of a class X to be the largest j such that the top- j affinity scores are above baseline: $\mathbf{h}_{k-j+1}(X) > \mathbf{b}_{k-j+1}(X), \mathbf{h}_{k-j+2}(X) >$

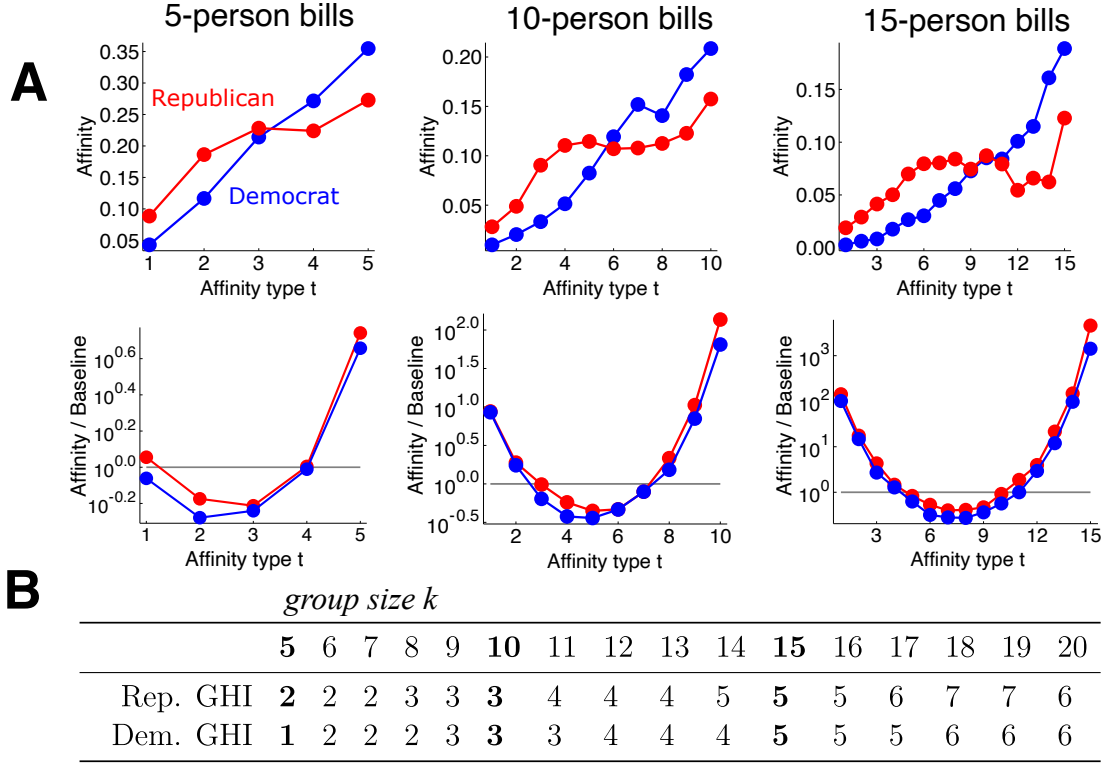


Figure 2: US Members of congress (nodes) co-sponsoring bills (hyperedges) exhibit certain notions of same-class homophily in terms of political party. **(A)** Affinity scores (top row) increase for Democrats, but are relatively flat for Republicans. However, after dividing by baselines (bottom row), both classes exhibit bowl-shaped ratio scores that nearly satisfy majority homophily (higher-than baseline affinities for groups where one’s class is the majority) and monotonic homophily (strictly increasing ratio scores for groups where one’s class is in the majority) without ever violating our theoretical impossibility results. For example, for bills with 5 co-sponsors, Democrats exhibit monotonic homophily, and Republicans almost do as well, except for a slight decrease in scores from $t = 2$ to $t = 3$ (bottom left panel). Similar observations hold for bills of other co-sponsorship sizes. **(B)** Neither class exhibits majority homophily. However, as group size increases, the group homophily index (GHI, the number of top affinity scores above baseline) increases. Bold columns correspond to plots for bills with 5, 10, and 15 co-sponsors. Our results are also robust to perturbations in the data; we obtain nearly identical plots when averaging scores obtained by repeatedly subsampling hyperedges from the dataset (Appendix D.1).

$\mathbf{b}_{k-j+2}(X), \dots, \mathbf{h}_k(X) > \mathbf{b}_k(X)$. The group homophily index for each political party grows as the number of co-sponsors increases. The bowl-shaped ratio curves for Democrats and Republicans also illustrate a point that at first seems counterintuitive, but is easily understood in light of our framework. In order for both parties to exhibit overexpressed affinities for groups where they possess a large majority, a substantial number of individuals from each party must be willing to participate in groups where their party is in the minority.

The major difference between affinity scores $\mathbf{h}_t(X)$ and ratio scores $\mathbf{h}_t(X)/\mathbf{b}_t(X)$ arises because selecting group members at random from two balanced classes would naturally tend to produce class-balanced groups. In other words, the baseline scores $(\mathbf{b}_1(X), \mathbf{b}_2(X), \dots, \mathbf{b}_k(X))$ will be imbalanced as group size k grows, with $\mathbf{b}_t(X)$ decreasing as t approaches extreme values. Flat or increasing affinity scores for both political parties (Fig. 2A, top row) indicate that the social processes driving bill co-sponsorship have overcome the tendency towards class-balanced group interactions that would be expected at random. This differs from the standard approach for measuring homophily in graphs, when groups are of size $k = 2$. For

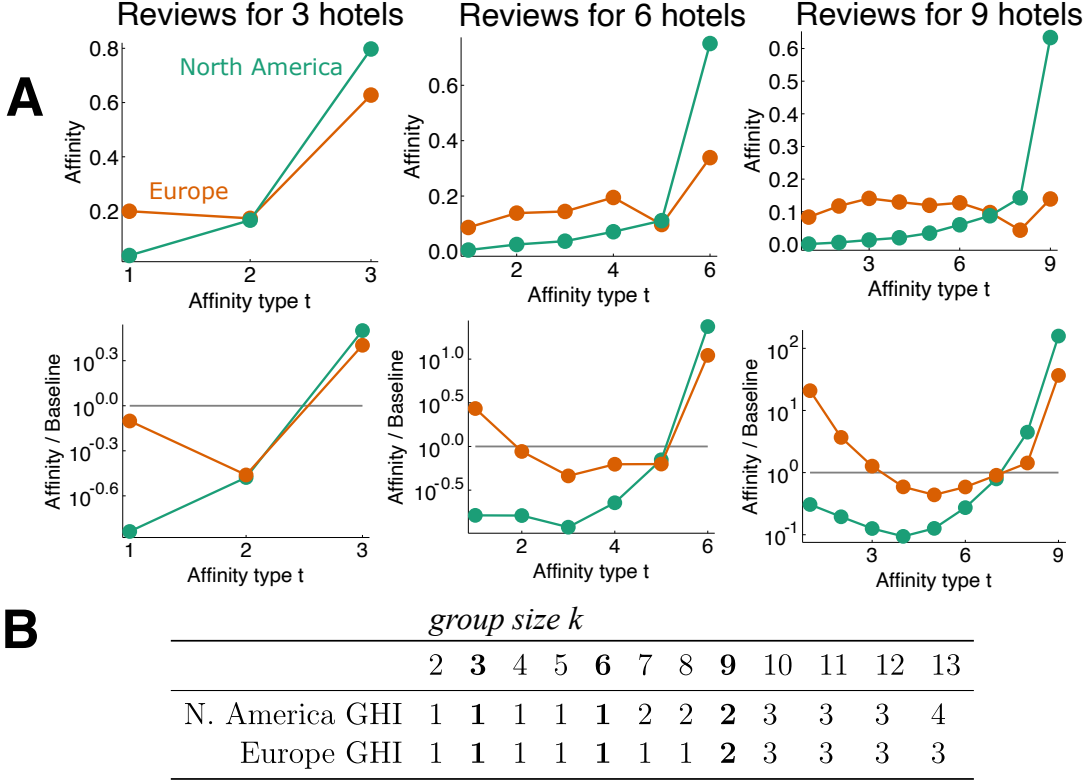


Figure 3: (A) Affinity and ratio scores on a hypergraph where nodes are hotels, separated into two location classes (North America and Europe) and hyperedges are sets of hotels reviewed by the same user account on Trip Advisor [23]. Results are comparable to our findings on political homophily in legislative bill co-sponsorship. In each case, both classes have monotonic or *nearly* monotonic ratio scores (second row of plots) for groups where their class is in the majority. (B) The increasing group homophily index (GHI) shows that classes do tend to exhibit high affinities for groups where their class has a substantial majority, but this is not the case for groups where their class has only a slight majority. In Appendix D.1 we confirm that our findings are robust to perturbations in the data.

class-balanced graphs, roughly equal affinity scores $\mathbf{h}_1(X) \approx \mathbf{h}_2(X) \approx 0.5$ indicate that there is no clear preference for in-class or out-class links, meaning there is no clear tendency towards homophily.

Location homophily in trip reviews

Our framework also applies to hypergraphs that do not encode social interactions. We compute affinity scores for a hypergraph where nodes are hotels on `tripadvisor.com` from two location classes, North America and Europe, and each hyperedge indicates a group of hotels reviewed by the same user account. Affinity scores demonstrate intuitive location homophily in review information: users tend to review hotels that are in the same location. Monotonic homophily is *nearly* satisfied for both locations simultaneously across different numbers of reviews (Fig. 3A). Furthermore, affinities are higher than random for reviewing sets of hotels as long as a substantial majority of the hotels are from the same location (Fig. 3B).

Gender homophily in pictures

Our framework can also be used to study homophily in groups even when group members are not uniquely associated with nodes in a hypergraph. We apply our framework to analyze gender homophily in group pictures, comprised of three subsets of pictures capturing family portraits, wedding portraits, and general

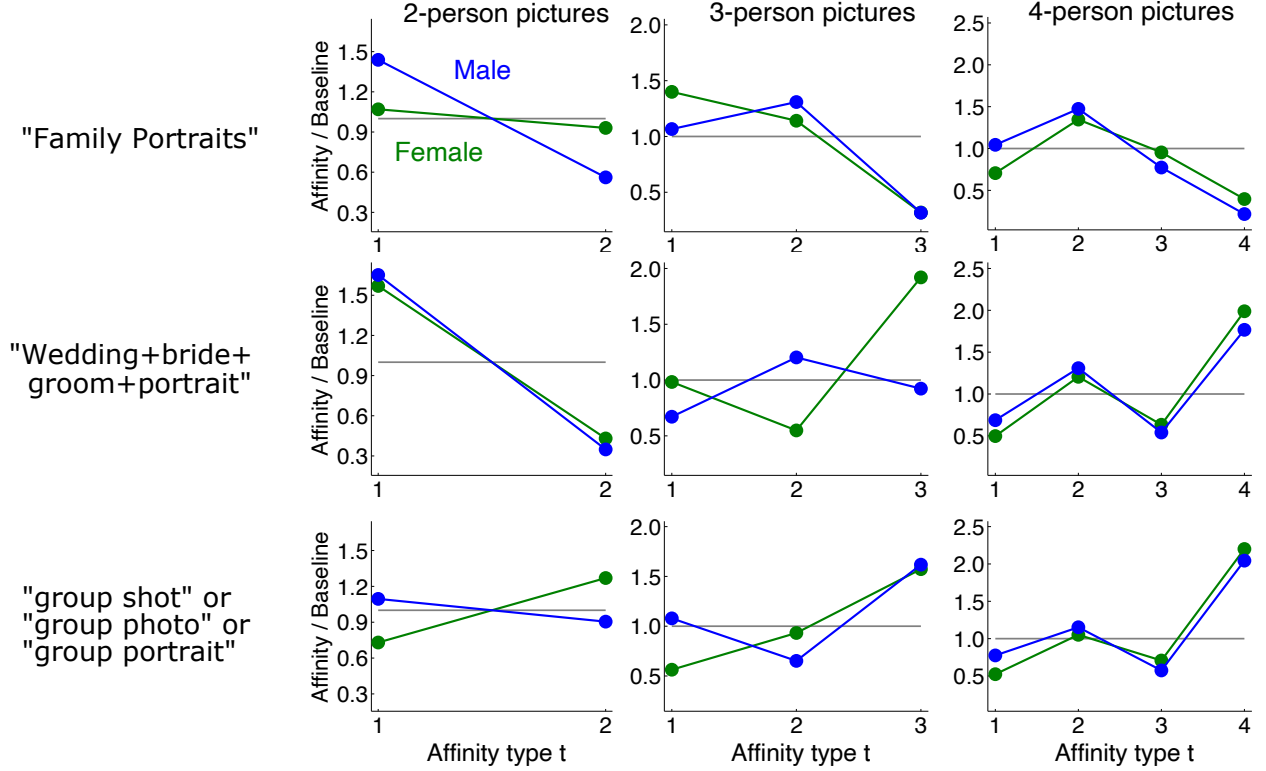


Figure 4: Gender affinity ratio scores $\mathbf{h}_t(X)/\mathbf{b}_t(X)$ on three collections of group pictures, obtained via three image search queries on Flickr, with manually-labeled genders [24]. Hypergraph affinity scores provide richer information than graph homophily indices obtained by collapsing all pictures into pairwise relationships based on co-appearance. For family pictures (top row), ratio scores capture the intuition that all-male and all-female family pictures are statistically uncommon, as shown by low ratio scores for 3- and 4-person pictures of all men or all women. Meanwhile, the graph homophily indices for men and women when collapsing all family pictures into pairwise relationships are 0.43 and 0.41 respectively, just below the baseline of 0.5 for balanced classes. Ratio scores for 4-person wedding pictures (middle row) or general group pictures (bottom row) indicate a high frequency of social gatherings of all men or all women. The slightly higher than random affinities for gatherings with two men and two women are possibly due to a high number of pictures of two opposite-gender couples. Two-person wedding photos are likely to be of a bride and groom, which is reflected in low type-2 ratio scores (first column, middle row). However, pictures with three or four people are often gender homogeneous. This information is lost when collapsing all pictures into pairwise co-appearances, in which case the resulting graph homophily indices of 0.57 and 0.55 are both slightly above baseline (0.5). Results for the dataset are robust to perturbations; we see similar patterns from average affinity scores obtained from different subsamples of each dataset (Appendix D.1).

group pictures [24]. In order to compute affinity scores, it suffices to know the size and gender composition of each group in a picture, even without unique identifiers for individuals in different pictures.

Hypergraph affinity scores reveal that the gender distribution in group pictures depends on group size, and highlight several salient differences between gender distributions across different picture types (Fig. 4A). Reducing group pictures to pairwise co-appearances and computing a graph homophily index reveals limited information by comparison. For example, affinity scores for same-gender two-person wedding photos are far smaller than expected at random, reflecting the fact that many of these photos are of a bride and groom. However, there is more gender homophily in three- and four-person pictures at weddings, as shown by higher than random affinity scores for gender homogeneous groups (i.e., simple homophily). Reducing all wedding pictures to pairwise relationships suppresses these subtle differences, and just produces a graph where both genders have slightly higher than random graph homophily indices. Wedding pictures and gen-

eral group pictures with exactly four people show similar patterns. Pictures with two men and two women are slightly more common than expected by chance, and pictures of all men or all women are much more common than expected by chance. The former may be due to a high volume of pictures of two heterosexual couples, while the latter indicates an overall tendency for friends to gather in groups that are completely homogeneous with respect to gender. Meanwhile, for family pictures with three or four people, pictures with only men or only women are far less common than expected by chance. This matches the intuition that statistically, family photos are less likely to be of all men or all women. In contrast, graph homophily indices for men and women on a reduced graph (defined by co-appearances) are only slightly lower than expected by chance.

Our framework for hypergraph homophily quantifies the tendency of individuals to participate in multi-way interactions that differ in size and class balance. Understanding group formation and interactions has long been a goal of homophily research, but previous methods have focused almost exclusively on pairwise approaches. Our approach yields rich and in-depth information about group homophily that cannot be gained by reducing group interactions to co-memberships. However, there are combinatorial limits on seemingly intuitive notions of group homophily, as well as differences in the types of affinity scores that should be expected when groups are formed at random.

Acknowledgments

We thank Johan Ugander and Kristen Altenburger for helpful conversations. A.R.B. was supported by NSF (DMS-1830274), ARO (W911NF19-1-0057), ARO MURI, and JPMorgan Chase & Co. J.K. was supported by a Simons Investigator Award, a Vannevar Bush Faculty Fellowship, ARO MURI, and AFOSR.

References

- [1] Paul Lazarsfeld and Robert K. Merton. Friendship as a social process: A substantive and methodological analysis. In *Freedom and Control in Modern Society*, pages 18–66, 1954.
- [2] James Moody. Race, school integration, and friendship segregation in america. *American Journal of Sociology*, 107(3):679–716, 2001.
- [3] Wesley Shrum, Neil H. Cheek, and Sandra MacD. Hunter. Friendship in school: Gender and racial homophily. *Sociology of Education*, 61(4):227–239, 1988.
- [4] Peter V. Marsden. Homogeneity in confiding relations. *Social Networks*, 10(1):57 – 76, 1988.
- [5] Charles P. Loomis. Political and occupational cleavages in a hanoverian village, germany: A sociometric study. *Sociometry*, 9(4):316–333, 1946.
- [6] John C Almack. The influence of intelligence on the selection of associates. *School and Society*, 16(410):529–530, 1922.
- [7] Helen M Richardson. Community of values as a factor in friendships of college and adult women. *The Journal of Social Psychology*, 11(2):303–312, 1940.
- [8] Matthijs Kalmijn. Inter marriage and homogamy: Causes, patterns, trends. *Annual Review of Sociology*, 24(1):395–421, 1998. PMID: 12321971.
- [9] Lois M Verbrugge. A research note on adult friendship contact: a dyadic perspective. *Soc. F.*, 62:78, 1983.

- [10] Bruce H. Mayhew, J. Miller McPherson, Thomas Rotolo, and Lynn Smith-Lovin. Sex and race homogeneity in naturally occurring groups. *Social Forces*, 74(1):15–52, 1995.
- [11] Jere M Cohen. Sources of peer group homogeneity. *Sociology of Education*, pages 227–241, 1977.
- [12] Miller McPherson, Lynn Smith-Lovin, and James M Cook. Birds of a feather: Homophily in social networks. *Annual Review of Sociology*, 27(1):415–444, 2001.
- [13] J. Miller McPherson and Thomas Rotolo. Testing a dynamic model of social composition: Diversity and change in voluntary groups. *American Sociological Review*, 61(2):179–202, 1996.
- [14] Ronald L. Breiger. The duality of persons and groups. *Social Forces*, 53(2):181–190, 1974.
- [15] Kristen M Altenburger and Johan Ugander. Monophily in social networks introduces similarity among friends-of-friends. *Nature Human Behaviour*, 2(4):284–290, 2018.
- [16] Matthew Gentzkow, Jesse M. Shapiro, and Matt Taddy. Measuring group differences in high-dimensional choices: Method and application to congressional speech. *Econometrica*, 87(4):1307–1340, 2019.
- [17] Lada A. Adamic and Natalie Glance. The political blogosphere and the 2004 u.s. election: Divided they blog. In *Proceedings of the 3rd International Workshop on Link Discovery*, LinkKDD ’05, pages 36–43, New York, NY, USA, 2005. Association for Computing Machinery.
- [18] Keith T. Poole and Howard Rosenthal. A spatial model for legislative roll call analysis. *American Journal of Political Science*, 29(2):357–384, 1985.
- [19] Bernard R Berelson, Paul F Lazarsfeld, and William N McPhee. *Voting: A study of opinion formation in a presidential campaign*. University of Chicago Press, 1954.
- [20] James H. Fowler. Legislative cosponsorship networks in the US house and senate. *Social Networks*, 28(4):454–465, oct 2006.
- [21] Austin R. Benson, Rediet Abebe, Michael T. Schaub, Ali Jadbabaie, and Jon Kleinberg. Simplicial closure and higher-order link prediction. *Proceedings of the National Academy of Sciences*, 2018.
- [22] James H. Fowler. Connecting the congress: A study of cosponsorship networks. *Political Analysis*, 14(04):456–487, 2006.
- [23] Hongning Wang, Yue Lu, and ChengXiang Zhai. Latent aspect rating analysis without aspect keyword supervision. In *Proceedings of the 17th ACM SIGKDD international conference on Knowledge discovery and data mining*, pages 618–626, 2011.
- [24] A. C. Gallagher and T. Chen. Understanding images of groups of people. In *2009 IEEE Conference on Computer Vision and Pattern Recognition*, pages 256–263, 2009.
- [25] Debarghya Ghoshdastidar and Ambedkar Dukkipati. Consistency of spectral partitioning of uniform hypergraphs under planted partition model. In *Advances in Neural Information Processing Systems*, pages 397–405, 2014.
- [26] Remco Van Der Hofstad. *Random graphs and complex networks*, volume 1. Cambridge University Press, 2016.

- [27] R. J. Serfling. Some elementary results on poisson approximation in a sequence of bernoulli trials. *SIAM Review*, 20(3):567–579, 1978.
- [28] Swati Agarwal, Ashish Sureka, Nitish Mittal, Rohan Katyal, and Denzil Correa. DBLP records and entries for key computer science conferences, 2016.
- [29] Swati Agarwal, Nitish Mittal, Rohan Katyal, Ashish Sureka, and Denzil Correa. Women in computer science research: What is the bibliography data telling us? *SIGCAS Comput. Soc.*, 46(1):7–19, March 2016.
- [30] Rossana Mastrandrea, Julie Fournet, and Alain Barrat. Contact patterns in a high school: A comparison between data collected using wearable sensors, contact diaries and friendship surveys. *PLOS ONE*, 10(9):e0136497, 2015.
- [31] Juliette Stehlé, Nicolas Voirin, Alain Barrat, Ciro Cattuto, Lorenzo Isella, Jean-François Pinton, Marco Quaggiotto, Wouter Van den Broeck, Corinne Régis, Bruno Lina, and Philippe Vanhems. High-resolution measurements of face-to-face contact patterns in a primary school. *PLoS ONE*, 6(8):e23176, 2011.
- [32] Ilya Amburg, Nate Veldt, and Austin R. Benson. Clustering in graphs and hypergraphs with categorical edge labels. In *Proceedings of the Web Conference*, 2020.

A Main Theoretical Results for Hypergraph Affinities

In this section we provide full details for our theoretical results regarding hypergraph affinity scores. We begin by covering necessary additional terminology and notation in Section A.1. We then show how to interpret affinity scores as maximum likelihood estimates for a certain affinity parameter of a binomial model for degree data (Section A.3), cover additional background on baseline scores (Section A.4), and then prove our main theoretical impossibility results for hypergraph homophily (Section B). In Section C, we show how these results can be adapted to an alternative notion of affinity scores.

A.1 Notation and Terminology

Consider a hypergraph $H = (V, E)$ where V is a set of $n = |V|$ nodes and E is a set of $m = |E|$ hyperedges. We assume throughout that H is k -uniform (where k is constant) and non-degenerate, meaning that all hyperedges are of a fixed size k , and a node can appear at most once in a hyperedge. We also assume that nodes are organized into one of two classes $A \subseteq V$ and $B \subseteq V$ where $A \cup B = V$ and $A \cap B = \emptyset$.

For class $X \in \{A, B\}$ and integer $t \in [k] = \{1, 2, \dots, k\}$, we say that a hyperedge $e \in E$ is of type- (X, t) if exactly t nodes in e are from class X . Let $m_t(X)$ denote the number of type- (X, t) hyperedges in E . Since there are exactly two node classes, $m_t(A) = m_{k-t}(B)$ and $m_t(B) = m_{k-t}(A)$. It is often convenient to refer to hyperedge types in an absolute sense, without specifying class. We say that a hyperedge is of absolute type- t if exactly t of its nodes are from class A , and denote the number of such edges by

$$m_t = m_t(A) = \text{number of hyperedges of absolute type-}t \text{ in } E. \quad (2)$$

The degree of a node $v \in V$, denoted $d(v)$, is the number of hyperedges it participates in. For an integer $t \in [k]$, let $d_t(v)$ denote the number of hyperedges v participates in where exactly t nodes are from v 's class, including v itself. We refer to this as the type- t degree of v . Summing typed-degrees produces the degree of a node:

$$d(v) = \sum_{t=1}^k d_t(v).$$

The type- t affinity score for a class $X \in \{A, B\}$ measures the propensity for nodes in this class to participate in type- (X, t) hyperedges. This score can be expressed in terms of sums of node degrees:

$$h_t(X) = \frac{\sum_{v \in X} d_t(v)}{\sum_{v \in X} d(v)}. \quad (3)$$

This directly generalizes the homophily index of a graph [15], which is defined similarly in terms of typed degrees, and corresponds to the case where $k = t = 2$.

Affinity scores can also be expressed in terms of hyperedge counts. The sum of type- t degrees for a class X satisfies

$$\sum_{v \in X} d_t(v) = t m_t(X)$$

The value $m_t(X)$ is scaled by a factor t to account for the fact that each type- (X, t) hyperedge affects the degree of t different nodes from class X . We can express type- t affinity scores for both classes in terms of absolute hyperedge types as follows:

$$\mathbf{h}_t(A) = \frac{t m_t}{\sum_{i=1}^k i m_i} \quad (4)$$

$$\mathbf{h}_t(B) = \frac{t m_{k-t}}{\sum_{i=1}^k i m_{k-i}}. \quad (5)$$

A.2 Cardinality-Based Hypergraph Stochastic Block Model

In order to provide a statistical interpretation for hypergraph affinity scores, we define a simple new generative model for hypergraphs. For this model, consider a set of nodes V separated into two classes A and B . We say a tuple of k distinct nodes in V is a type- t k -tuple if exactly t of nodes in the tuple are from class A . For each $t \in \{0, 1, \dots, k\}$, define a probability $p_t \in [0, 1]$. We emphasize the fact that these probabilities are defined with respect to a fixed class A ; since it is possible to have hyperedges where all nodes are from class B , this also includes a probability p_0 . We define the *cardinality-based hypergraph stochastic block model* (cardinality-based HSBM) as follows: for each type- t k -tuple of nodes $T = (v_1, v_2, \dots, v_k)$, we generate a hyperedge on T with probability p_t . We denote the distribution of cardinality-based hypergraph stochastic block models with size k hyperedges by $\mathcal{H}(n, k, A, B, \mathbf{p})$ where $\mathbf{p} = [p_0, p_1, \dots, p_k]$ is a vector of hyperedge probabilities. This is a special case of the general k -uniform hypergraph stochastic block model [25], which may involve more than two ground truth clusters or classes.

A.3 Affinity Scores as Maximum Likelihood Estimates

We now show how affinity scores for class A can be derived as maximum likelihood estimates for an affinity parameter of a certain binomial distribution. The same approach could also be applied to class B .

A.3.1 Type-degree Random Variables

Assume we are given a k -uniform hypergraph from the cardinality-based HSBM $\mathcal{H}(n, k, A, B, \mathbf{p})$, where the probability vector $\mathbf{p} = [p_0, p_1, \dots, p_k]$ is given up front and fixed. For a node $a \in A$, let T_j be the total number of type- j k -tuples of nodes that a belongs to:

$$T_j = \binom{|A| - 1}{j - 1} \binom{|B|}{k - j}. \quad (6)$$

This value is the same regardless of which $a \in A$ we consider, and represents the maximum number of type- j hyperedges that a could belong to in an n -node hypergraph with node classes A and B . The type- t degree of each node $a \in A$ conditioned on probability p_t will be a binomial random variable

$$D_t(a) \sim \text{Binom}(T_t, p_t). \quad (7)$$

We also define a random variable $D(a)$ for the total degree of $a \in A$ by

$$D(a) = \sum_{j=1}^k D_j(a). \quad (8)$$

Finally, define another random variable for measuring the contribution to $D(a)$ made by hyperedges that are *not* of type- t :

$$\tilde{D}_t(a) = \sum_{j=1, j \neq t}^k D_j(a). \quad (9)$$

For any fixed t , $D_t(a) + \tilde{D}_t(a) = D(a)$. The degree random variables $D(a)$ will not be independent for different $a \in V$, since the degrees must define a valid degree sequence for a k -uniform hypergraph. However, we can prove that they will be approximately independent by adapting existing techniques for graphs [26].

Lemma 1. *Let $H \sim \mathcal{H}(n, k, A, B, \mathbf{p})$ be a cardinality-based HSBM with hyperedge parameters satisfying $\hat{p} = \max_i p_i = O\left(\frac{1}{n^{k-1}}\right)$. If $\ell > k$ is a fixed constant, the degree random variables for any set of ℓ nodes, $D(1), D(2), \dots, D(\ell)$, are asymptotically independent.*

Proof. Let \mathcal{K} denote the set of k -tuples of nodes in H , and let L denote the set of ℓ nodes we are considering, which we denote by $\{1, 2, \dots, \ell\}$ without loss of generality. Each $e \in \mathcal{K}$ is associated with a Bernoulli random variable X_e such that $X_e = 1$ if an edge is placed at k -tuple e . Each random variable $D(i)$ for $i \in [\ell]$ is a sum of Bernoulli random variables:

$$D(i) = \sum_{e: i \in e} X_e.$$

For $i, j \in [\ell]$, $D(i)$ and $D(j)$ are not independent, as X_e appears in both of their sums whenever $i \in e$ and $j \in e$. If e is a k -tuple of nodes from L , then X_e contributes to the sum of all of the random variables $(D_i)_{i \in L}$. In general for an arbitrary $e \in \mathcal{K}$, the variable X_e shows up in $|e \cap L|$ of these degree variables. Note that for each $s \in \{2, 3, \dots, k\}$, there are $\binom{\ell}{s} \binom{n-\ell}{k-s}$ distinct k -tuples involving s nodes from L and $k-s$ nodes from $V-L$.

In order to prove that random variables $(D_i)_{i \in L}$ are approximately independent, for each $i \in L$ we construct a new random variable $\hat{D}(i)$ in such a way that $D(i)$ and $\hat{D}(i)$ have the same distribution, and so that the $\hat{D}(i)$ variables are mutually independent. In order to establish asymptotic independence of the original $D(i)$ variables, we then prove that

$$\Pr \left[(D(i))_{i \in L} \neq (\hat{D}(i))_{i \in L} \right] = o(1).$$

In order to accomplish this, for each X_e that shows up in more than one variable from $(D_i)_{i \in L}$, we construct $|e \cap L| - 1$ other *independent* copies of this random variable X_e , denoted by $X_e^{(2)}, X_e^{(3)}, \dots, X_e^{(s)}$ where $s = |e \cap L|$. Define $X_e^{(1)} = X_e$ for notational convenience. We then define a new variable $\hat{D}(i)$ for each

$i \in L$, which is the same as $D(i)$, except we carefully replace the X_e variables with the independent copies of X_e , in order to ensure the $\hat{D}(i)$ variables are independent. We begin by defining

$$\hat{D}(1) = \sum_{e: 1 \in e} X_e^{(1)} = D(1).$$

Then, to define $\hat{D}(j)$ for $j > 1$, we start with the same sum of random variables that defines $D(j)$, but then we replace each X_e in this sum by the copy $X_e^{(r+1)}$, where r is the number of times that X_e appeared in a sum $D(i)$ for $i < j$. Thus, if X_e shows up s times in the summations defining $(D_i)_{i \in L}$, we have constructed s independent copies of X_e and used these in defining $(\hat{D}_i)_{i \in L}$. As a result, $\hat{D}(i)$ and $D(i)$ have the same distribution, but the variables $(\hat{D}_i)_{i \in L}$ are independent.

What remains is to prove that the probability that $(\hat{D}_i)_{i \in L}$ and $(D_i)_{i \in L}$ are not equal goes to zero. These random variables will be the same if for every k -tuple e with $s = |e \cap L| \geq 2$, the variables $X_e^{(1)}, \dots, X_e^{(s)}$ are all the same. Each of these is a Bernoulli random variable with some probability $p_t \leq \hat{p} = O\left(\frac{1}{n^{k-1}}\right)$. The probability that $X_e^{(1)}, \dots, X_e^{(s)}$ all coincide is the probability that they all equal one or all equal zero, so:

$$\Pr(X_e^{(1)}, \dots, X_e^{(s)} \text{ do not coincide}) = 1 - p_t^s - (1 - p_t)^s \leq 1 - (1 - \hat{p})^s. \quad (10)$$

For $s \in \{2, 3, \dots, k\}$, let \mathcal{K}_s denote the set of k -tuples in with exactly s nodes from L . We can use Boole's inequality to bound the probability that $(\hat{D}_i)_{i \in L}$ and $(D_i)_{i \in L}$ are not equal:

$$\begin{aligned} \Pr \left[(\hat{D}_i)_{i \in L} \neq (D_i)_{i \in L} \right] &\leq \sum_{s=2}^k \sum_{e \in \mathcal{K}_s} \Pr(X_e^{(1)}, \dots, X_e^{(s)} \text{ do not coincide}) \\ &\leq \sum_{s=2}^k \sum_{e \in \mathcal{K}_s} 1 - (1 - \hat{p})^s \\ &\leq \sum_{s=2}^k \binom{\ell}{s} \binom{n - \ell}{k - s} (1 - (1 - \hat{p})^s). \end{aligned}$$

Finally, if $\hat{p} = O(n^{-\alpha})$ for some integer α , we know that $\hat{p} \leq \frac{C}{n^\alpha}$ for some constant C , so we have the following asymptotic result:

$$\begin{aligned} \binom{n - \ell}{k - s} (1 - (1 - \hat{p})^s) &\leq \binom{n - \ell}{k - s} \left(1 - \left(1 - \frac{C}{n^\alpha} \right)^s \right) \\ &= \binom{n - \ell}{k - s} \left(\frac{n^{\alpha s} - (n^\alpha - C)^s}{n^{\alpha s}} \right) \\ &= O \left(\frac{n^{k-s} \cdot n^{\alpha(s-1)}}{n^{\alpha s}} \right) \\ &= O \left(\frac{n^{k-s}}{n^\alpha} \right). \end{aligned}$$

where we have used the fact that $(n^\alpha - C)^s = n^{\alpha s} - C n^{\alpha(s-1)} + f(n)$ where $f(n)$ represents lower order terms in n . Thus, as long as $\alpha \geq k - 1 > k - s$, we see that this entire expression goes to zero for every $s \in \{2, 3, \dots, k\}$, and so we have our desired asymptotic result:

$$\lim_{n \rightarrow \infty} \Pr \left[(\hat{D}_i)_{i \in L} \neq (D_i)_{i \in L} \right] \leq \lim_{n \rightarrow \infty} \sum_{s=2}^k \binom{\ell}{s} \binom{n - \ell}{k - s} (1 - (1 - \hat{p})^s) = 0.$$

□

A.3.2 Conditional Distribution of Type- t Degrees

Assume we observe a two-class k -uniform hypergraph for which the degree of node $a \in A$ is given by $d(a)$. Given our fixed hyperedge-probabilities p_j for each edge type, we can prove that for a fixed t , the conditional random variable $(D_t(a) \mid D_a = d(a))$ is asymptotically binomially distributed

$$D_t(a) \mid d(a) \sim \text{Binom}(d(a), f_t), \quad (11)$$

where f_t is the affinity parameter:

$$f_t = \frac{p_t \cdot T_t}{\sum_{j=1}^k p_j \cdot T_j}. \quad (12)$$

This holds specifically for the parameter regime where T_j is large but $p_j \cdot T_j$ is constant for all $j \in \{1, 1, \dots, k\}$, and each $d(a)$ is a constant. Recall that $D_j(a)$ is binomially distributed for all $j \in \{1, \dots, k\}$. Under the assumed conditions on p_j and T_j , these binomial distributions are asymptotically equivalent to Poisson distributions:

$$\lim_{n \rightarrow \infty} \Pr(D_j(a) = c) = \frac{(p_j \cdot T_j)^c}{c!} e^{-p_j \cdot T_j}. \quad (13)$$

A sum of binomials is also asymptotically equivalent to a Poisson distribution with the same mean [27], so we also have that

$$\lim_{n \rightarrow \infty} \Pr\left(\sum_{j=1}^k D_j(a) = c\right) = \frac{(\sum_{j=1}^k p_j \cdot T_j)^c}{c!} e^{-(\sum_{j=1}^k p_j \cdot T_j)}. \quad (14)$$

Similarly,

$$\lim_{n \rightarrow \infty} \Pr\left(\sum_{j=1}^k \tilde{D}_j(a) = d(a) - c\right) = \frac{(\sum_{j \neq t} p_j \cdot T_j)^{d(a)-c}}{(d(a)-c)!} e^{-\sum_{j \neq t} p_j \cdot T_j} \quad (15)$$

By our assumption that $p_j T_j = O(1)$, the right hand sides of (13), (14), and (15) are all constants. Therefore, asymptotically the distribution of $(D_t(a) \mid D_a = d(a))$ is a binomial with parameter f_t , since

$$\begin{aligned} \Pr(D_t(a) = c \mid D_a = d(a)) &= \Pr\left(D_t(a) = c \mid \sum_{j=1}^k D_j(a) = d(a)\right) \\ &= \frac{\Pr(D_t(a) = c, \tilde{D}_t(a) = d(a) - c)}{\Pr(\sum_{j=1}^k D_j(a) = d(a))} \\ &= \frac{\Pr(D_t(a) = c) \cdot \Pr(\tilde{D}_t(a) = d(a) - c)}{\Pr(\sum_{j=1}^k D_j(a) = d(a))} \end{aligned}$$

and therefore

$$\begin{aligned} \lim_{n \rightarrow \infty} \Pr(D_t(a) = c \mid D_a = d(a)) &= \frac{\left[\frac{(p_t \cdot T_t)^c}{c!} e^{-p_t \cdot T_t}\right] \left[\frac{(\sum_{j \neq t} p_j \cdot T_j)^{d(a)-c}}{(d(a)-c)!} e^{-\sum_{j \neq t} p_j \cdot T_j}\right]}{\left[\frac{(\sum_j p_j \cdot T_j)^{d(a)}}{(d(a))!} e^{-\sum_j p_j \cdot T_j}\right]} \\ &= \binom{d(a)}{c} \left(\frac{p_t \cdot T_t}{\sum_j p_j \cdot T_j}\right)^c \left(1 - \frac{p_t \cdot T_t}{\sum_j p_j \cdot T_j}\right)^{d(a)-c}. \end{aligned}$$

A.3.3 Affinity Index as Maximum Likelihood Estimate

Given observed degree data $(d(a), d_t(a) | a \in A)$ for a two-class, k -uniform hypergraph, we can model the type- t degree for an arbitrary node in A using the binomial distribution given in (11). For this data, the type- t affinity score will equal the maximum likelihood estimate for the affinity parameter f_t . To show this result, define $\tilde{d}_t(a) = d(a) - d_t(a)$, i.e., the part of the degree that does not come from type- t hyperedges. For simplicity and without loss of generality, denote the nodes in A by the indices $1, 2, \dots, |A|$. Treating degrees as independent, the likelihood function for observing the given degrees for a given parameter f_t is

$$\begin{aligned} L(f_t) &= \Pr(D_t(1) = d_t(1), D_t(2) = d_t(2), \dots, D_t(|A|) = d_t(|A|)) \\ &= \prod_{a \in A} \binom{d(a)}{d_t(a)} \cdot f_t^{d_t(a)} \cdot (1 - f_t)^{\tilde{d}_t(a)}. \end{aligned}$$

The log-likelihood function is

$$\begin{aligned} \ell(f_t) &= \log L(f_t) = \sum_{a \in A} \log \binom{d(a)}{d_t(a)} + \log(f_t^{d_t(a)}) + \log((1 - f_t)^{\tilde{d}_t(a)}) \\ &\propto \sum_{a \in A} d_t(a) \log(f_t) + \tilde{d}_t(a) \log(1 - f_t). \end{aligned}$$

Taking the derivative with respect to the parameter f_t and setting it equal to zero, we find that the log-likelihood is maximized then f_t is exactly equal to the type- t affinity index.

$$\frac{\partial \ell}{\partial f_t} = 0 \Rightarrow \frac{\sum_{a \in A} d_t(a)}{f_t} = \frac{\sum_{a \in A} \tilde{d}_t(a)}{1 - f_t} \Rightarrow f_t = \frac{\sum_{a \in A} d_t(a)}{\sum_{a \in A} d(a)}.$$

A.4 Baseline Scores and Interpretations

In order to determine the meaningfulness of a type- t affinity score, we compare it against a baseline score representing a null probability for participation in type- t hyperedges. For class X , the standard type- t baseline score $\mathbf{b}_t(X)$ measures the probability that a node $v \in X$ forms a type- (X, t) hyperedge (i.e., there are exactly t nodes from v 's class in the hyperedge) if it selects $k - 1$ other nodes from V uniformly at random. Formally,

$$\mathbf{b}_t(X) = \frac{\binom{|X|-1}{t-1} \binom{n-|X|}{k-t}}{\binom{n-1}{k-1}}. \quad (16)$$

Comparing the type- t affinity $\mathbf{h}_t(X)$ against $\mathbf{b}_t(X)$ generalizes a standard approach for checking for homophily in graphs. When $k = t = 2$, the hypergraph affinity score $\mathbf{h}_t(X)$ equals the homophily index of a graph, and the type-2 baseline score is

$$\mathbf{b}_2(X) = \frac{|X| - 1}{n - 1}. \quad (17)$$

As $n \rightarrow \infty$, this converges to the class proportion $|X|/n$, which is typically used as the standard baseline for the homophily index of a graph. In addition to generalizing the baseline for a graph homophily index, our hypergraph baseline scores satisfy the following intuitive interpretation.

Lemma 2. *Let $H = (V, E)$ be the hypergraph where every set of k nodes in V defines a hyperedge of size k , and nodes are from one of two classes $\{A, B\}$. The type- t affinity scores for class $X \in \{A, B\}$ equals the type- t baseline score (16).*

Proof. The number of type- (X, t) hyperedges in H is $m_t(X) = \binom{|X|}{t} \binom{n-|X|}{k-t}$, the total number of ways to choose t nodes from X and $k-t$ nodes that are not in X . The type- t affinity score for class X is therefore

$$\begin{aligned} \mathbf{h}_t(X) &= \frac{tm_t(X)}{\sum_{i=1}^k i m_i(X)} = \frac{t \binom{|X|}{t} \binom{n-|X|}{k-t}}{\sum_{i=1}^k i \binom{|X|}{i} \binom{n-|X|}{k-i}} \\ &= \frac{|X| \binom{|X|-1}{t-1} \binom{n-|X|}{k-t}}{|X| \sum_{i=1}^k \binom{|X|-1}{i-1} \binom{n-|X|}{k-i}} = \frac{\binom{|X|-1}{t-1} \binom{n-|X|}{k-t}}{\sum_{i=1}^k \binom{|X|-1}{i-1} \binom{n-|X|}{k-i}}, \end{aligned}$$

where we have used the fact that $\binom{|X|}{i} = \frac{|X|}{i} \binom{|X|-1}{i-1}$. This is the same as $\mathbf{b}_t(X)$ — the numerator is identical, and the denominator is an alternative way to list all the possible ways to select $k-1$ nodes from a set of $n-1$ nodes, by separately counting how many of each type of hyperedge could be formed. \square

To provide further intuition for the baseline scores, we observe that the type- t baseline score is also related the type- t hypergraph affinity for a hypergraph obtained by generating hyperedges at random without regard to node class. Consider a cardinality-based HSBM where for some $p \in (0, 1)$, $p_i = p$ for all $i \in \{0, 1, 2, \dots, k\}$. If M_t is a random variable representing the number of type- t hyperedges, then

$$\mathbb{E}[M_t] = p \cdot \binom{|A|}{t} \binom{n-|A|}{k-t}$$

If we replace m_t with this expected value $\mathbb{E}[M_t]$ in the definition for $\mathbf{h}_t(A)$ given in equation (4), then we exactly recover the type- t baseline score for class A :

$$\frac{t\mathbb{E}[M_t]}{\sum_{i=1}^k i \cdot \mathbb{E}[M_i]} = \frac{p \cdot t \cdot \binom{|A|}{t} \binom{n-|A|}{k-t}}{p \cdot \sum_{i=1}^k i \cdot \binom{|A|}{i} \binom{n-|A|}{k-i}} = \frac{|A| \binom{|A|-1}{t-1} \binom{n-|A|}{k-t}}{|A| \sum_{i=1}^k \binom{|A|-1}{i-1} \binom{n-|A|}{k-i}} = \mathbf{b}_t(A). \quad (18)$$

An analogous result also holds for baselines scores of class B . More formally, we prove that when hyperedges are generated at random without regard for node labels, the ratio scores of the resulting hypergraph converge to one with high probability.

Lemma 3. *Let $p = (0, 1)$ be fixed and let $H \sim \mathcal{H}(n, A, B, [p, p, \dots, p])$ be a hypergraph drawn from a cardinality-base HSBM where all k -tuples are turned into hyperedges with the same probability p . Assume that $|A| = \Omega(n)$, and $|B| = \Omega(n)$. For every $\varepsilon > 0$ and $\delta > 0$, there exists some $n_0 \in \mathbb{N}$ such that for all $n > n_0$ and for all $t \in [k]$, with probability at least $1 - \delta$,*

$$\left| \frac{\mathbf{h}_t(X)}{\mathbf{b}_t(X)} - 1 \right| < \varepsilon.$$

Proof. We show the result for class A ; the same steps can be applied to class B . For $i \in [k]$, let N_i be the number of k -tuples with exactly i nodes from class A . and M_i be the expected number of hyperedges of type- i (exactly i nodes from class A) in H . The random variable M_i is binomially distributed, $M_i \sim \text{Bin}(p, N_i)$, and has the following expected value and variance:

$$\begin{aligned} m_i &= \mathbb{E}[M_i] = pN_i \\ \sigma_i^2 &= N_i p(1-p). \end{aligned}$$

As long as $M_i > 0$ for some $i \in [k]$, the type- t affinity score for H is well defined and equals

$$\mathbf{h}_t(A) = \frac{tM_t}{\sum_{i=1}^k iM_i}. \quad (19)$$

From (18) we know that replacing M_i with m_i in (19) yields the type- t baseline score for H :

$$\mathbf{b}_t(A) = \frac{tm_t}{\sum_{i=1}^k im_i}.$$

To prove that $\mathbf{h}_t(A)/\mathbf{b}_t(A)$ converges to one, we first prove several facts about the limiting behavior of M_i/m_i . By Chebyshev's inequality, we know that for any $i \in [k]$ and any $\varepsilon > 0$,

$$\Pr\left(\left|\frac{M_i}{m_i} - 1\right| \geq \varepsilon\right) \leq \frac{1}{N_i p(1-p)\varepsilon^2}. \quad (20)$$

Since $N_i = O(n^k)$ for every $i \in [k]$, this establishes that as long as n is large enough, M_i/m_i can be made arbitrarily close to one with high probability. With this in mind, fix $\varepsilon > 0$ and $\delta > 0$, and choose n_0 so that for all $n > n_0$, with probability at least $1 - \delta$

$$\left|\frac{M_i}{m_i} - 1\right| < \hat{\varepsilon}, \quad (21)$$

for all $i \in [k]$, where $\hat{\varepsilon} < \min\{\frac{1}{2}, \frac{\varepsilon}{4}\}$. This implies that $M_i > 0$ and $(1 - \hat{\varepsilon}) < \frac{M_i}{m_i} < (1 + \hat{\varepsilon})$, and therefore we also know that

$$\left|\frac{m_i}{M_i} - 1\right| = \frac{m_i}{M_i} \left|\frac{M_i}{m_i} - 1\right| < \frac{\hat{\varepsilon}}{1 - \hat{\varepsilon}}. \quad (22)$$

For our final step of the proof we will make use of the following useful inequality, that holds for two sets of positive numbers $\{a_1, a_2, \dots, a_\ell\}$ and $\{b_1, b_2, \dots, b_\ell\}$ and an arbitrary integer ℓ :

$$\frac{\sum_{i=1}^{\ell} a_i}{\sum_{i=1}^{\ell} b_i} \leq \max_{i \in [\ell]} \frac{a_i}{b_i}. \quad (23)$$

Using (21), (22), and (23), we know that with probability at least $1 - \delta$,

$$\begin{aligned} \left|\frac{\mathbf{h}_t(A)}{\mathbf{b}_t(A)} - 1\right| &= \left|\frac{tM_t}{\sum_{i=1}^k iM_i} \frac{\sum_{i=1}^k im_i}{tm_t} - 1\right| = \left|\frac{(M_t \sum_{i=1}^k im_i) - (m_t \sum_{i=1}^k iM_i)}{m_t \sum_{i=1}^k iM_i}\right| \\ &= \left|\frac{(M_t \sum_{i=1}^k im_i) - (m_t \sum_{i=1}^k im_i) + (m_t \sum_{i=1}^k im_i) - (m_t \sum_{i=1}^k iM_i)}{m_t \sum_{i=1}^k iM_i}\right| \\ &\leq \left|\frac{(M_t \sum_{i=1}^k im_i) - (m_t \sum_{i=1}^k im_i)}{m_t \sum_{i=1}^k iM_i}\right| + \left|\frac{(m_t \sum_{i=1}^k im_i) - (m_t \sum_{i=1}^k iM_i)}{m_t \sum_{i=1}^k iM_i}\right| \\ &\leq \frac{|M_t - m_t|}{m_t} \frac{\sum_{i=1}^k im_i}{\sum_{i=1}^k iM_i} + \frac{\sum_{i=1}^k i|m_i - M_i|}{\sum_{i=1}^k iM_i} \\ &\leq \left|\frac{M_t}{m_t} - 1\right| \max_i \frac{m_i}{M_i} + \max_i \frac{|m_i - M_i|}{M_i} \quad (\text{applying (23)}) \\ &= \left|\frac{M_t}{m_t} - 1\right| \frac{m_j}{M_j} + \left|\frac{m_\ell}{M_\ell} - 1\right| \quad (\text{for some integers } j \text{ and } \ell) \\ &< \frac{\hat{\varepsilon}}{1 - \hat{\varepsilon}} + \frac{\hat{\varepsilon}}{1 - \hat{\varepsilon}} < 4\hat{\varepsilon} < \varepsilon. \end{aligned}$$

□

Asymptotic Baseline Scores Consider a two-class hypergraph where the class proportions are given by

$$\alpha = \frac{|A|}{n}$$

$$(1 - \alpha) = \frac{|B|}{n}.$$

Letting $n \rightarrow \infty$ while maintaining the same relative class sizes, the standard baseline scores converge to the following asymptotic baselines:

$$b_t(A) = \alpha^{t-1}(1 - \alpha)^{k-t} \binom{k-1}{t-1} \quad (24)$$

$$b_t(B) = (1 - \alpha)^{t-1}\alpha^{k-t} \binom{k-1}{t-1}. \quad (25)$$

These scores correspond to probability mass functions for binomial random variables $\text{Bin}(\alpha, k)$ and $\text{Bin}(1 - \alpha, k)$ respectively. For datasets when n is large, these provide a very good approximation to the standard baseline scores, and are also more convenient to compute and use in practice. In our experimental results we therefore use asymptotic baseline scores. This also mirrors standard practice in the graph case, since typically the graph homophily index for a class X is compared against the asymptotic baseline score $|X|/n$ rather than $(|X| - 1)/(n - 1)$.

B Hypergraph Homophily Impossibility Results

We now prove our main impossibility results for hypergraph homophily, which we present as several individual lemmas on combinatorial impossibilities for k -uniform hypergraphs. We separately consider results for monotonic homophily and then majority homophily, and in each case provide a separate analysis based on whether k is even or odd. All of our results hold for a generalized notion of baseline scores, which include the standard baseline scores (16) as a special case. Combining all lemmas, and applying them for the special case of standard baseline scores, provides a proof of Theorem 1 from the main text.

Throughout the section, $H = (V, E)$ denotes a hypergraph with two node classes $\{A, B\}$ and hyperedges of a fixed size k . For $t \in \{0, 1, 2, \dots, k\}$, m_t represents the number of hyperedges in H where exactly t out of the k nodes in the hyperedge come from class A . As before, $\mathbf{h}_t(A)$ and $\mathbf{h}_t(B)$ denote the type- t affinity scores for classes A and B respectively, and can both be expressed in terms of absolute hyperedge counts:

$$\mathbf{h}_t(A) = \frac{tm_t}{\sum_{i=1}^k i \cdot m_i} \quad (26)$$

$$\mathbf{h}_t(B) = \frac{tm_{k-t}}{\sum_{i=1}^k i \cdot m_{k-i}}. \quad (27)$$

We will prove our main results for a generalized notion of baseline scores.

Definition. *The set of values $\{\mathbf{g}_t(X) : t \in [k], X \in \{A, B\}\}$ are generalized baseline scores if they satisfy the following two assumptions:*

- For $t \in \{1, 2, \dots, k\}$, $\mathbf{g}_t(A) > 0$ and $\mathbf{g}_t(B) > 0$.
- There exists some two-class, k -uniform hypergraph G such that for each $t \in \{1, 2, \dots, k\}$, $\mathbf{g}_t(A)$ and $\mathbf{g}_t(B)$ are the type- t affinity scores for classes A and B in G .

As long as $\min\{|A|, |B|\} \geq k$, the standard baseline scores satisfy the above definition, by Lemma 2. We now recall the definition for two notions of hypergraph homophily presented in the main text. Here we present these definitions in terms of the generalized baseline scores.

Definition. Class $X \in \{A, B\}$ exhibits majority homophily if for all $t > k - t$,

$$\mathbf{h}_t(X) > \mathbf{g}_t(X). \quad (28)$$

Definition. Class $X \in \{A, B\}$ exhibits monotonic homophily if for all $t > k - t$,

$$\frac{\mathbf{h}_t(X)}{\mathbf{g}_t(X)} > \frac{\mathbf{h}_{t-1}(X)}{\mathbf{g}_{t-1}(X)}. \quad (29)$$

B.1 Majority Homophily Impossibility Results

When k is odd, it is impossible for both classes A and B to exhibit majority homophily simultaneously. Before giving a full proof, we provide intuition for why holds, while also highlighting challenges in proving the full result. Observe first of all that when k is odd, requiring both classes to exhibit majority homophily induces a constraint on each hyperedge count m_t for $t \in \{0, 1, 2, \dots, k\}$. This is due to the fact that type- (A, t) hyperedges (t nodes from class A) are also type- $(B, k - t)$ hyperedges ($k - t$ nodes from class B). Applying a few steps of algebra, we can show that $\mathbf{h}_t(A) > \mathbf{g}_t(A)$ for $t > k - t$ implies that

$$m_t > \frac{\mathbf{g}_t(A)}{t \cdot (1 - \mathbf{g}_t(A))} \sum_{i \neq t} i m_i \quad \text{for } t = k, k - 1, k - 2, \dots, (k + 1)/2$$

while $\mathbf{h}_t(B) > \mathbf{g}_t(B)$ for $t > k - t$ implies that

$$m_{k-t} > \frac{\mathbf{g}_t(B)}{t \cdot (1 - \mathbf{g}_t(B))} \sum_{i \neq t} i m_{k-i} \quad \text{for } t = k, k - 1, k - 2, \dots, (k + 1)/2 \quad (30)$$

$$\implies m_s > \frac{\mathbf{g}_{k-s}(B)}{(k - s) \cdot (1 - \mathbf{g}_{k-s}(B))} \sum_{i \neq k-s} i m_{k-i} \quad \text{for } s = 0, 1, 2, \dots, (k - 1)/2. \quad (31)$$

If there existed a type j such that m_j were not bounded below, we could set $m_j = 0$ and instead make all other hyperedge counts higher than would be expected at random, and in doing so make most hyperedge types overexpressed relative to the baseline. We will show that this is not possible when m_t is lower bounded for all $t \in \{0, 1, 2, \dots, k\}$ as shown above. However, it is not immediately clear why lower bounds for each hyperedge type cannot all be satisfied simultaneously, especially given that half of the constraints depend on baseline scores for class A , while the other bounds depend on baseline scores for class B , which might be very different.

A failed approach for proving impossibility A natural first approach is to assume all inequalities hold and prove a contradiction by summing up the left and right hand sides of all inequalities in (30) and (31). A similar strategy is sufficient to show that hypergraph affinity scores for a *single* class cannot all be simultaneously above baseline—if we assume strict inequalities $\mathbf{h}_t(X) > \mathbf{g}_t(X)$ for all $t \in [k]$, we obtain an immediate contradiction since $\sum_{i=1}^k \mathbf{h}_i(X) = 1$ and $\sum_{i=1}^k \mathbf{g}_i(X) = 1$. However, applying a similar strategy and summing up the left and right hand sides of (30) and (31) yields an inequality that can be easily satisfied by both classes in a hypergraph simultaneously. For example, when $k = 3$, classes are of the same size, and we use standard baseline scores, summing both sides of these inequalities leads to a new inequality

$$3(m_0 + m_3) + 2(m_1 + m_2) > 3(m_0 + m_1 + m_2 + m_3)(\mathbf{b}_2 + \mathbf{b}_3).$$

Above, \mathbf{b}_2 and \mathbf{b}_3 are type-2 and type-3 baselines for both classes, which are equal for both classes since we assumed the classes are of the same size. This inequality is satisfied by any hypergraph that has no hyperedges with exactly one or two nodes from class A : $m_1 = m_2 = 0$.

Linear program for measuring homophily In order to prove our impossibility result for odd k we introduce a linear program (LP) that effectively encodes the maximum amount of homophily that can be satisfied by classes A and B simultaneously.

$$\begin{aligned}
& \text{maximize} && \gamma \\
& \text{subject to} && t \cdot x_t - \mathbf{g}_t(A) \cdot \sum_{i=1}^k i \cdot x_i \geq \gamma && \text{for } t \in [k], t > k - t \\
& && t \cdot x_{k-t} - \mathbf{g}_t(B) \cdot \sum_{i=1}^k i \cdot x_{k-i} \geq \gamma && \text{for } t \in [k], t > k - t \\
& && \sum_{i=0}^k x_i = 1 \\
& && x_i \geq 0 && \text{for all } i \in \{0\} \cup [k]
\end{aligned} \tag{32}$$

In the above LP, there is a variable $x_t \geq 0$ for each type of hyperedge in some k -uniform hypergraph. More specifically, the constraint $\sum_{i=1}^k x_i = 1$ encodes the fact that x_t represents the proportion of hyperedges that are of type- t (i.e., t out of k nodes are from class A). The constraint

$$t \cdot x_t - \mathbf{g}_t(A) \cdot \sum_{i=1}^k i \cdot x_i \geq \gamma$$

can be rearranged into the inequality:

$$\frac{t \cdot x_t}{\sum_{i=1}^k i \cdot x_i} \geq \mathbf{g}_t(A) + \gamma \sum_{i=1}^k i \cdot x_i.$$

This constrains the hypergraph type- t affinity score for class A to be larger than its baseline score by at least an additive term $\gamma \sum_{i=1}^k i \cdot x_i$, which will be positive if and only if γ is positive. The second set of constraints encodes similar bounds for the affinity scores of class B . A feasible solution with $\gamma = 0$ can always be achieved if the x_i variables represent hyperedge counts for a hypergraph whose affinity scores are equal to the generalized baseline scores. The following lemma shows that if the constraints are satisfied for some $\gamma > 0$, this means there exists a two-class k -uniform hypergraph where both classes exhibit majority homophily.

Lemma 4. *Let γ^* be the optimal solution to linear program (32). There exists a two-class k -uniform hypergraph \mathcal{H} with both classes exhibiting majority homophily if and only if $\gamma^* > 0$.*

Proof. Given a hypergraph where both classes satisfy majority homophily, let $x_i = m_i/M$, where M is the total number of hyperedges and m_i is the number of type- i hyperedges. The type- t affinity for class A is given by

$$\frac{t \cdot m_t}{\sum_{i=1}^k i \cdot m_i} = \frac{t \cdot x_t}{\sum_{i=1}^k i \cdot x_i}. \tag{33}$$

A similar expression in terms of x_i variables can be shown for affinity scores for class B . Choose the maximum value of γ so that all constraints are still satisfied. Since both classes are assumed to satisfy majority homophily, this γ will be strictly greater than zero.

If on the other hand we assume that $\gamma^* > 0$, the variable x_i will represent the proportion of type- i hyperedges in some two-class hypergraph where both classes exhibit majority homophily. All coefficients in the LP are rational, so its solution will be rational as well. We can therefore scale the x_i variables by a common denominator C so that the value $M_i = Cx_i$ is an integer. To construct the appropriate hypergraph,

generate M_i hyperedges of type- i for each $i \in \{0, 1, 2, \dots, k\}$. This can always be done by generating hyperedges that are completely disjoint. If one desires a specific balance between the number of nodes in classes A and B , isolated nodes from either class can be added. The resulting hypergraph provides the desired example. \square

The next lemma highlights an additional challenge in proving that majority homophily cannot be satisfied by two classes. Namely, removing any constraint on affinity scores leads to an LP where $\gamma^* > 0$. This implies that it is always possible to satisfy all but one of the strict inequalities that result from assuming both classes exhibit majority homophily. Therefore, if we are to prove that majority homophily is impossible for both classes simultaneously, it will require an argument involving every single one of these inequalities.

Lemma 5. *If we alter LP (32) by removing any one of the constraints of the form*

$$tx_t - \mathbf{g}_t(A) \sum_{i=1}^k ix_i \geq \gamma \text{ for } t \in [k], t > k - t$$

$$tx_{k-t} - \mathbf{g}_t(B) \sum_{i=1}^k ix_{k-i} \geq \gamma \text{ for } t \in [k], t > k - t,$$

then the optimal solution to the resulting LP will be strictly greater than zero.

Proof. Let $r = (k + 1)/2$. If $\gamma = 0$, these constraints are all satisfied tightly by setting $\tilde{x}_i = m_i/M$, where m_i is the number of type- i hyperedges and M is the total number of hyperedges, in the hypergraph whose affinity scores equal the given generalized baseline scores. Formally, for $D_A = \sum_{i=1}^k i\tilde{x}_i$ and $D_B = \sum_{i=1}^k i\tilde{x}_{k-i} = \sum_{i=0}^{k-1} (k-i)\tilde{x}_i$, we have

$$t\tilde{x}_t = \mathbf{g}_t(A)D_A \quad \text{for } t \in \{k, k-1, \dots, r\} \quad (34)$$

$$(k-t)\tilde{x}_t = \mathbf{g}_{k-t}(B)D_B \quad \text{for } t \in \{r-1, r-2, \dots, 2, 1\}. \quad (35)$$

Satisfying the LP constraints for some $\gamma > 0$ is equivalent to satisfying the following set of strict inequalities, one for each of the x_i variables:

$$kx_k > \mathbf{g}_k(A) \sum_{i=1}^k ix_i$$

$$(k-1)x_{k-1} > \mathbf{g}_{k-1}(A) \sum_{i=1}^k ix_i$$

$$\vdots$$

$$rx_r > \mathbf{g}_r(A) \sum_{i=1}^k ix_i$$

$$rx_{r-1} > \mathbf{g}_r(B) \sum_{i=0}^{k-1} (k-i)x_i$$

$$\vdots$$

$$(k-1)x_1 > \mathbf{g}_{k-1}(B) \sum_{i=0}^{k-1} (k-i)x_i$$

$$kx_0 > \mathbf{g}_k(B) \sum_{i=0}^{k-1} (k-i)x_i.$$

If we remove the constraint associated with variable x_t for $t \in \{1, 2, \dots, k-1\}$, we can satisfy the remaining inequalities strictly by setting $x_t = 0$ and keeping all other variables the same: $x_i = \tilde{x}_i = m_i/M$ for $i \neq t$. In this case, the right hand side of the equalities in (34) and (35) will strictly decrease, but the left hand side will not change. This set of variables must afterwards be normalized to sum to one, to ensure feasibility for the LP, but this does not change the fact that all inequalities (except the one we discarded) are satisfied strictly.

If we remove the constraint associated with x_0 or x_k , the proof is similar, but is slightly more involved since the first r inequalities do not involve x_0 and the second set of r inequalities do not involve x_k . We will prove the result when discarding the inequality that lower bounds x_0 . By symmetry, the result holds in the same way if we removed the inequality for x_k .

After removing the inequality for x_0 , consider $\varepsilon > 0$ and the following set of new variables:

$$x_t = \begin{cases} \tilde{x}_t + \frac{\varepsilon}{t} & \text{if } t \in \{k, k-1, \dots, r\} \\ \tilde{x}_t - \frac{\varepsilon}{t} & \text{if } t \in \{r-1, r-2, \dots, 2, 1\} \\ 0 & \text{if } t = 0. \end{cases}$$

For this new set of variables, we have

$$\sum_{i=1}^k ix_i = \sum_{i=1}^k i\tilde{x}_i + \sum_{i=r}^k i\frac{\varepsilon}{i} - \sum_{i=1}^{r-1} i\frac{\varepsilon}{i} = D_A + \varepsilon.$$

Also,

$$\sum_{i=0}^{k-1} (k-i)x_i = \sum_{i=1}^{k-1} (k-i)\tilde{x}_i + \sum_{i=r}^{k-1} (k-i)\frac{\varepsilon}{i} - \sum_{i=1}^{r-1} (k-i)\frac{\varepsilon}{i} = D_B - c\varepsilon - kx_0,$$

where $c = \sum_{i=1}^{r-1} \frac{k-i}{i} - \sum_{i=r}^{k-1} \frac{k-i}{i}$ is a positive constant. Observe that the first set of r constraints, which are associated with class A and variables x_k to x_r , are satisfied strictly with the new set of variables. For $t \in \{k, k-1, \dots, r\}$, we have:

$$tx_t = t\tilde{x}_t + \varepsilon > t\tilde{x}_t + \mathbf{g}_t(A)\varepsilon = \mathbf{g}_t(A)D_A + \mathbf{g}_t(A)\varepsilon = \mathbf{g}_t(A) \sum_{i=1}^k ix_i,$$

where we have used the fact that $\mathbf{g}_t(A) < 1$. Finally, we must simply choose any $\varepsilon > 0$ small enough that the set of inequalities for the variables $x_{r-1}, x_{r-2}, \dots, x_2, x_1$ are also satisfied strictly, which is still possible since we set $x_0 = 0$. In particular, for $t \in \{r-1, r-2, \dots, 2, 1\}$, we must satisfy

$$(k-t)x_t > \mathbf{g}_{k-t}(B) \sum_{i=0}^{k-1} (k-i)x_i.$$

Substituting in the definition of \tilde{x}_i , this is equivalent to

$$(k-t)\tilde{x}_t - \frac{k-t}{t}\varepsilon > \mathbf{g}_{k-t}(B)(D_B - c\varepsilon - kx_0).$$

Using a few steps of algebra, we can see that this is true as long as

$$kx_0\mathbf{g}_{k-t}(B) > \varepsilon \left(\frac{k-t}{t} - \mathbf{g}_{k-t}(B)c \right).$$

The left side of the above expression is always positive. If the right side is negative for any set of generalized baseline scores, the inequality is trivial. If the right side is positive, there exists some $\varepsilon > 0$ that is small enough to ensure the inequality holds strictly. Therefore, if we remove the LP constraint that lower bounds x_0 , there exists a set of variables whose objective score is strictly positive. \square

Primal-Dual LP Formulation. In order to prove results about optimal solutions to LP (32), we first rewrite it in a general form using matrix notation and compute its dual. Let $\mathbf{x} = [x_0 \ x_1 \ \dots \ x_k]$ and \mathbf{e} be the all ones vector, so the constraint $\sum_{i=0}^k x_i = 1$ is encoded by

$$\begin{bmatrix} \mathbf{e}^T & 0 \end{bmatrix} \begin{bmatrix} \mathbf{x} \\ \gamma \end{bmatrix} = 1.$$

For odd k , let $r = (k + 1)/2$. Later we will show how to make adjustments to the LP when proving impossibility results for even k . We construct a matrix \mathbf{B} so that the set of constraints

$$t \cdot x_{k-t} - \mathbf{g}_t(B) \cdot \sum_{i=1}^k i \cdot x_{k-i} \geq \gamma \text{ for } t = k, k-1, k-2, \dots, r \quad (36)$$

$$t \cdot x_t - \mathbf{g}_t(A) \cdot \sum_{i=1}^k i \cdot x_i \geq \gamma \text{ for } t = r, r+1, \dots, k \quad (37)$$

is encoded by

$$\begin{bmatrix} -\mathbf{B} & \mathbf{e} \end{bmatrix} \begin{bmatrix} \mathbf{x} \\ \gamma \end{bmatrix} \leq 0.$$

In order to write the constraints in this way, we carefully order the constraints in (36) and (37) based on our ordering of x_i variables in \mathbf{x} . The first r rows of \mathbf{B} correspond to constraints in (36), starting with $t = k$ and decreasing t until $t = r$. The second set of r rows in \mathbf{B} corresponds to constraints (37), starting with $t = r$ and increasing until $t = k$.

Applying standard techniques for computing the dual of a linear program, LP (32) and its dual linear program are then given by

Primal Linear Program

$$\begin{aligned} \max \quad & \gamma \\ \text{s.t.} \quad & \begin{bmatrix} -\mathbf{B} & \mathbf{e} \end{bmatrix} \begin{bmatrix} \mathbf{x} \\ \gamma \end{bmatrix} \leq 0 \\ & \begin{bmatrix} \mathbf{e}^T & 0 \end{bmatrix} \begin{bmatrix} \mathbf{x} \\ \gamma \end{bmatrix} = 1 \\ & \mathbf{x} \geq 0, \gamma \geq 0 \end{aligned} \quad (38)$$

Dual Linear Program

$$\begin{aligned} \min \quad & \alpha \\ \text{s.t.} \quad & \begin{bmatrix} -\mathbf{B}^T & \mathbf{e} \\ \mathbf{e} & 0 \end{bmatrix} \begin{bmatrix} \mathbf{y} \\ \alpha \end{bmatrix} \geq \begin{bmatrix} 0 \\ 1 \end{bmatrix} \\ & \mathbf{y} \geq 0 \\ & \alpha \text{ unrestricted.} \end{aligned} \quad (39)$$

When considering optimal variables for the dual LP, it will be convenient to work with a decomposed form of the matrix \mathbf{B} . As an example, when $k = 3$, the matrix \mathbf{B} is given by

$$\mathbf{B} = \begin{bmatrix} 3(1 - \mathbf{g}_3(B)) & -2\mathbf{g}_3(B) & -\mathbf{g}_3(B) & 0 \\ -3\mathbf{g}_2(B) & 2(1 - \mathbf{g}_2(B)) & -\mathbf{g}_2(B) & 0 \\ 0 & -\mathbf{g}_2(A) & 2(1 - \mathbf{g}_2(A)) & -3\mathbf{g}_2(A) \\ 0 & -\mathbf{g}_3(A) & -2\mathbf{g}_3(A) & 3(1 - \mathbf{g}_3(A)) \end{bmatrix} \quad (40)$$

This matrix can be decomposed as follows:

$$\mathbf{B} = \begin{bmatrix} 3 & & & \\ & 2 & & \\ & & 2 & \\ & & & 3 \end{bmatrix} - \begin{bmatrix} \mathbf{g}_3(B) & & & \\ & \mathbf{g}_2(B) & & \\ & & \mathbf{g}_2(A) & \\ & & & \mathbf{g}_3(A) \end{bmatrix} \begin{bmatrix} 3 & 2 & 1 & 0 \\ 3 & 2 & 1 & 0 \\ 0 & 1 & 2 & 3 \\ 0 & 1 & 2 & 3 \end{bmatrix}. \quad (41)$$

In general for odd k , we can decompose the matrix \mathbf{B} in the following way:

$$\mathbf{B} = \mathbf{D}_k - \mathbf{D}_g \mathbf{R}, \quad (42)$$

where \mathbf{D}_k is a diagonal matrix with diagonal entries $[k, k-1, \dots, r, r+1, r+1, r, \dots, k-1, k]$, \mathbf{D}_g is a diagonal matrix with diagonal entries $[\mathbf{g}_k(B), \mathbf{g}_{k-1}(B), \dots, \mathbf{g}_r(B), \mathbf{g}_r(A), \dots, \mathbf{g}_{k-1}(A), \mathbf{g}_k(A)]$. The first r rows of matrix \mathbf{R} are $[k \ k-1 \ \dots \ 1 \ 0]$, and the next r rows are $[0 \ 1 \ \dots \ k-1 \ k]$:

$$\begin{aligned} \mathbf{D}_k &= \begin{bmatrix} k & & & & \\ & \ddots & & & \\ & & r & & \\ & & & r & \\ & & & & \ddots \\ & & & & & k \end{bmatrix} \\ \mathbf{D}_g &= \begin{bmatrix} \mathbf{g}_k(B) & & & & \\ & \ddots & & & \\ & & \mathbf{g}_r(B) & & \\ & & & \mathbf{g}_r(A) & \\ & & & & \ddots \\ & & & & & \mathbf{g}_k(A) \end{bmatrix} \\ \mathbf{R} &= \begin{bmatrix} k & \dots & 1 & 0 \\ \vdots & \vdots & \vdots & \vdots \\ k & \dots & 1 & 0 \\ 0 & 1 & \dots & k \\ \vdots & \vdots & \vdots & \vdots \\ 0 & 1 & \dots & k \end{bmatrix}. \end{aligned}$$

We prove our first impossibility result by showing analytically that the solution to this linear program is zero whenever k is odd.

Theorem 6. *When k is odd, the optimal solution to LP (32) is $\gamma^* = 0$, and therefore, majority homophily cannot be satisfied by both classes simultaneously.*

Proof. Consider the formulation of the LP and its dual given in (38) and (39). A standard result in linear programming is that the objective score for a feasible primal solution will be upper bounded by any objective score for a dual feasible solution. Thus, the result holds if we can find a set of feasible primal and dual solutions so that the primal and dual objective scores are both zero.

Optimal Primal Solutions. Recall that by assumption, the baseline scores correspond to affinity scores for some k -uniform hypergraph G . Let m_t be the number of hypergraphs of type t in G , and M be the total number of hyperedges. Then define a set of primal solutions \mathbf{x} by setting $x_t = m_t/M$ for $t \in \{0, 1, 2, \dots, k\}$, and set $\gamma = 0$. The fact that the affinity score in this hypergraph equals the baseline score means that this set of primal variables is feasible for the primal LP. We will show that these are in fact optimal primal solutions, by carefully constructing a dual feasible solution with a zero objective score.

Optimal Dual Solutions. When considering variables for the dual LP (39), first recall that the matrix \mathbf{B} can be decomposed into the form $\mathbf{B} = \mathbf{D}_k - \mathbf{D}_g \mathbf{R}$, where \mathbf{D}_g is a diagonal matrix with diagonal entries

$$[\mathbf{g}_k(B), \mathbf{g}_{k-1}(B), \dots, \mathbf{g}_r(B), \mathbf{g}_r(A), \dots, \mathbf{g}_{k-1}(A), \mathbf{g}_k(A)].$$

In this way, each row and column of \mathbf{B} can be mapped to a pair (X, t) where $t \in \{r, r+1, \dots, k\}$ represents a hyperedge type and $X \in \{A, B\}$ is a class. Therefore, each dual variable is also associated with an (X, t) pair, and so we doubly-index dual variables in \mathbf{y} as follows:

$$\mathbf{y}^T = [y_{B,k} \quad y_{B,k-1} \quad \dots \quad y_{B,r} \quad y_{A,r} \quad \dots \quad y_{A,k-1} \quad y_{A,k}].$$

Consider now the following set of dual variables:

$$y_{B,k} = \frac{2}{\delta} \cdot \frac{\sum_{i=r}^k (\frac{k}{i} - 1) \mathbf{g}_i(B)}{1 - \sum_{i=r}^k (2 - \frac{k}{i}) \mathbf{g}_i(B)} \quad (43)$$

$$y_{B,t} = \frac{2}{\delta} \left(\frac{k}{t} - 1 \right) + \left(2 - \frac{k}{t} \right) y_{B,k} \quad \text{for } t \in \{r, \dots, k-1\} \quad (44)$$

$$y_{A,t} = \frac{2k}{\delta t} - y_{B,t} \quad \text{for } t \in \{r, \dots, k\}. \quad (45)$$

where $\delta = 2k \sum_{t=r}^k \frac{1}{t}$. In the remainder of the proof, we will show that these variables are nonnegative and satisfy $\mathbf{B}^T \mathbf{y} = 0$. In their current form, the variables do not satisfy $\mathbf{e}^T \mathbf{y} = 1$, but this can easily be fixed by dividing the entries of \mathbf{y} by their sum to produce a vector $\hat{\mathbf{y}}$ whose entries sum to 1. At this point, the vector $\hat{\mathbf{y}}$ along with $\alpha = 0$ provides a feasible solution with objective score of zero for the dual LP, which will conclude the proof. Thus, in the remainder of the proof we prove that the variables in (43), (44), and (45) are nonnegative and satisfy $\mathbf{B}^T \mathbf{y} = 0$.

Nonnegativity of dual variables. The nonnegativity of dual variables follows from the nonnegativity of baseline scores. Note in particular that

$$\sum_{i=r}^k (2 - k/i) \mathbf{g}_i(B) \leq \sum_{i=r}^k \mathbf{g}_i(B) < 1$$

which shows that the denominator of $y_{B,k}$ is positive. The numerator is also positive by inspection. Since $y_{B,k} > 0$, we can see that all three terms in $y_{B,t}$ are positive. Finally,

$$\begin{aligned} y_{A,t} &= \frac{2}{\delta} - \left(2 - \frac{k}{t} \right) y_{B,k} \geq \frac{2}{\delta} - y_{B,k} \\ &= \frac{2}{\delta} \left(1 - \frac{\sum_{i=r}^k (\frac{k}{i} - 1) \mathbf{g}_i(B)}{1 - \sum_{i=r}^k (2 - \frac{k}{i}) \mathbf{g}_i(B)} \right) \\ &= \frac{2}{\delta} \left(\frac{1 - \sum_{i=r}^k (2 - \frac{k}{i}) \mathbf{g}_i(B) - \sum_{i=r}^k (\frac{k}{i} - 1) \mathbf{g}_i(B)}{1 - \sum_{i=r}^k (2 - \frac{k}{i}) \mathbf{g}_i(B)} \right) \\ &= \frac{2}{\delta} \left(\frac{1 - \sum_{i=r}^k \mathbf{g}_i(B)}{1 - \sum_{i=r}^k (2 - \frac{k}{i}) \mathbf{g}_i(B)} \right). \end{aligned}$$

As before, the numerator and denominator are both positive, so $y_{A,t} > 0$.

Proving $\mathbf{B}^T \mathbf{y} = 0$. Given the decomposition $\mathbf{B} = \mathbf{D}_k - \mathbf{D}_g \mathbf{R}$, we can see that proving $\mathbf{B}^T \mathbf{y} = 0$ is equivalent to showing

$$\mathbf{D}_k \mathbf{y} = \mathbf{R}^T \mathbf{D}_g \mathbf{y}. \quad (46)$$

If we doubly index entries of $\mathbf{D}_k \mathbf{y}$ using the same indexing as the \mathbf{y} entries, we see that

$$[\mathbf{D}_k \mathbf{y}]_{B,t} = t y_{B,t}.$$

Meanwhile, the right hand side of (46) is

$$\mathbf{R}^T \mathbf{D}_g \mathbf{y} = \begin{bmatrix} k & k & \cdots & k & 0 & \cdots & 0 \\ k-1 & k-1 & \cdots & k-1 & 1 & \cdots & 1 \\ \vdots & \vdots & \ddots & \vdots & \vdots & \ddots & \vdots \\ 1 & 1 & \cdots & 1 & k-1 & \cdots & k-1 \\ 0 & 0 & \cdots & 0 & k & \cdots & k \end{bmatrix} \begin{bmatrix} y_{B,k} \mathbf{g}_k(B) \\ y_{B,k-1} \mathbf{g}_{k-1}(B) \\ \vdots \\ y_{B,r} \mathbf{g}_r(B) \\ y_{A,r} \mathbf{g}_r(A) \\ \vdots \\ y_{A,k} \mathbf{g}_k(A) \end{bmatrix}$$

After canceling k from both sides, the first row of the matrix equation (46) is:

$$\begin{aligned} y_{B,k} &= \sum_{i=r}^k y_{B,i} \mathbf{g}_i(B) = \sum_{i=r}^k \left[\frac{2}{\delta} \left(\frac{k}{i} - 1 \right) + \left(2 - \frac{k}{i} \right) y_{B,k} \right] \mathbf{g}_i(B) \\ \iff y_{B,k} \left(1 - \sum_{i=r}^k (2 - k/i) \mathbf{g}_i(B) \right) &= \frac{2}{\delta} \sum_{i=r}^k (k/i - 1) \mathbf{g}_i(B) \\ \iff y_{B,k} &= \frac{2}{\delta} \cdot \frac{\sum_{i=r}^k (\frac{k}{i} - 1) \mathbf{g}_i(B)}{1 - \sum_{i=r}^k (2 - \frac{k}{i}) \mathbf{g}_i(B)}. \end{aligned}$$

So this holds by the definition of $y_{B,k}$ in (43). Next, we show $[\mathbf{D}_k \mathbf{y}]_{B,t} = [\mathbf{R}^T \mathbf{D}_b \mathbf{y}]_{B,t}$ for $t \in \{r, \dots, k-1\}$.

Let $y = y_{B,k} = \sum_{i=r}^k \mathbf{g}_i(B) y_{B,i}$. Each such equation has the form

$$\begin{aligned} \frac{2t}{\delta} \left(\frac{k}{t} - 1 \right) + \left(2 - \frac{k}{t} \right) y &= t \sum_{i=r}^k \mathbf{g}_i(B) y_{B,i} + (k-t) \sum_{i=r}^k \mathbf{g}_i(A) y_{A,i} \\ \iff \frac{2}{\delta} (k-t) + (2t-k)y &= ty + (k-t) \sum_{i=r}^k \mathbf{g}_i(A) y_{A,i} \\ \iff \frac{2}{\delta} - y &= \sum_{i=r}^k \mathbf{g}_i(A) \left(\frac{2}{\delta} - \left(2 - \frac{k}{i} \right) y \right) \\ \iff \frac{2}{\delta} \left(1 - \sum_{i=r}^k \mathbf{g}_i(A) \right) &= y \left(1 - \sum_{i=r}^k \mathbf{g}_i(A) \left(2 - \frac{k}{i} \right) \right) \\ \iff y &= \frac{2}{\delta} \frac{1 - \sum_{i=r}^k \mathbf{g}_i(A)}{1 - \sum_{i=r}^k \mathbf{g}_i(A) \left(2 - \frac{k}{i} \right)}. \end{aligned}$$

Therefore, the equivalence between the first r entries in the equation (46) will hold as long as we can prove that the following are both equivalent ways of writing $y = y_{B,k}$:

$$y = y_{B,k} = \frac{2}{\delta} \frac{1 - \sum_{i=r}^k \mathbf{g}_i(A)}{1 - \sum_{i=r}^k \mathbf{g}_i(A) \left(2 - \frac{k}{i} \right)} = \frac{2}{\delta} \frac{\sum_{i=r}^k (\frac{k}{i} - 1) \mathbf{g}_i(B)}{1 - \sum_{i=r}^k (2 - \frac{k}{i}) \mathbf{g}_i(B)}. \quad (47)$$

We can prove this by using the fact that there is a hypergraph G whose affinity scores equal the baseline scores. More specifically, for $i \in [k]$,

$$\begin{aligned} \mathbf{g}_i(A) &= \frac{im_i}{D_A} \\ \mathbf{g}_i(B) &= \frac{im_{k-i}}{D_B}, \end{aligned}$$

where $D_A = \sum_{i=1}^k im_i$ and $D_B = \sum_{i=1}^k im_{k-i}$. Re-writing the numerator and denominator of the first ratio in (47) (and after scaling each expression by $\delta/2$) we get

$$\frac{1 - \sum_{i=r}^k \mathbf{g}_i(A)}{1 - \sum_{i=r}^k \mathbf{g}_i(A)(2 - \frac{k}{i})} = \frac{\frac{1}{D_A} \sum_{i=1}^{r-1} im_i}{1 - \frac{1}{D_A} \sum_{i=r}^k m_i(2i - k)} = \frac{\sum_{i=1}^{r-1} im_i}{D_A - \sum_{i=r}^k m_i(2i - k)}$$

Similarly, we re-write the second ratio:

$$\frac{\sum_{i=r}^k (\frac{k}{i} - 1) \mathbf{g}_i(B)}{1 - \sum_{i=r}^k (2 - \frac{k}{i}) \mathbf{g}_i(B)} = \frac{\frac{1}{D_B} \sum_{i=r}^k (k - i) m_{k-i}}{1 - \frac{1}{D_B} \sum_{i=r}^k (2i - k) m_{k-i}} = \frac{\sum_{i=r}^k (k - i) m_{k-i}}{D_B - \sum_{i=r}^k (2i - k) m_{k-i}}.$$

Written this way, we see that the numerators are the same since

$$\sum_{i=r}^k (k - i) m_{k-i} = \sum_{t=1}^{r-1} t m_t. \quad (48)$$

It remains to show that the denominators are equal, which we prove by considering a sequence of equivalent statements:

$$\begin{aligned} D_B - \sum_{i=r}^k (2i - k) m_{k-i} &= D_A - \sum_{i=r}^k m_i(2i - k) \\ \iff \sum_{i=1}^k im_{k-i} - \sum_{i=r}^k (2i - k) m_{k-i} &= \sum_{i=1}^k im_i - \sum_{i=r}^k m_i(2i - k) \\ \iff \sum_{i=0}^k im_{k-i} - \sum_{i=0}^k im_i &= \sum_{i=r}^k (2i - k) m_{k-i} - \sum_{i=r}^k m_i(2i - k) \\ \iff \sum_{i=0}^k [(k - i) - i] m_i &= - \sum_{j=0}^{r-1} (2j - k) m_j - \sum_{i=r}^k m_i(2i - k) \\ \iff \sum_{i=0}^k (k - 2i) m_i &= \sum_{i=0}^k (k - 2i) m_i. \end{aligned}$$

At this point our proof has shown that the first r rows (the rows corresponding to class B), of the matrix equation $\mathbf{D}_k \mathbf{y} = \mathbf{R}^T \mathbf{D}_g \mathbf{y}$ hold. We use a similar approach to show the remaining r rows also hold. First note that for $t \in \{r, r + 1, \dots, k\}$,

$$[\mathbf{D}_k \mathbf{y}]_{A,t} = t \cdot (y_{A,t}) = t \cdot \left(\frac{2}{\delta} - \left(2 - \frac{k}{t} \right) y_{B,k} \right).$$

The last entry of the equation is $[\mathbf{D}_k \mathbf{y}]_{A,k} = [\mathbf{R}^T \mathbf{D}_g \mathbf{y}]_{A,k}$, which holds by the following sequence of equivalent statements:

$$\begin{aligned} (2/\delta - y_{B,k}) &= \sum_{i=r}^k y_{A,i} \mathbf{g}_i(A) \\ \iff (2/\delta - y_{B,k}) &= \sum_{i=r}^k \mathbf{g}_i(A) \left(\frac{2}{\delta} - \left(2 - \frac{k}{i} \right) y_{B,k} \right) \\ \iff \frac{2}{\delta} \left(1 - \sum_{i=r}^k \mathbf{g}_i(A) \right) &= y_{B,k} \left(1 - \sum_{i=r}^k \left(2 - \frac{k}{i} \right) \mathbf{g}_i(A) \right). \end{aligned}$$

The last equation holds by the equivalent ways of writing $y_{B,k}$ shown in (47).

Finally, we confirm that $[\mathbf{D}_k \mathbf{y}]_{A,t} = [\mathbf{R}^T \mathbf{D}_g \mathbf{y}]_{A,t}$ holds for $t \in \{r, \dots, k-1\}$. Let $y = y_{B,k}$ and recall from the last step that $2/\delta - y = \sum_{i=r}^k y_{A,i} \mathbf{g}_i(A)$. Each equation corresponding to one of the last r rows has the form

$$\begin{aligned}
t \cdot \left(\frac{2}{\delta} - \left(2 - \frac{k}{t} \right) y \right) &= t \sum_{i=r}^k \mathbf{g}_i(A) y_{A,i} + (k-t) \sum_{i=r}^k \mathbf{g}_i(B) y_{B,i} \\
\iff \left(\frac{2t}{\delta} - (2t-k)y \right) &= \frac{2t}{\delta} - yt + (k-t) \sum_{i=r}^k \mathbf{g}_i(B) y_{B,i} \\
\iff -(t-k)y &= (k-t) \sum_{i=r}^k \mathbf{g}_i(B) y_{B,i} \\
\iff y &= \sum_{i=r}^k \mathbf{g}_i(B) y_{B,i},
\end{aligned}$$

which again was shown in previous steps. At this point we have shown that all entries in the equation $\mathbf{D}_k \mathbf{y} = \mathbf{R}^T \mathbf{D}_g \mathbf{y}$ hold. Therefore, the dual variables are nonnegative and satisfy $\mathbf{B}^T \mathbf{y} = 0$, concluding the proof. \square

When k is even, the definition of majority homophily does not place any restriction on type- $(k/2)$ hyperedges for either class, since neither class is strictly in the majority for these hyperedges. If the number of type- $(k/2)$ hyperedges is small enough, it is in fact possible for both classes to exhibit majority homophily. As one example, starting with a complete hypergraph and deleting all hyperedges of type- $(k/2)$ will produce a hypergraph where both classes satisfy majority homophily. However, we can still prove an analogous impossibility result for even k if we add one extra constraint.

Theorem 7. *When k is even, it is impossible for both classes A and B to exhibit majority homophily if additionally $\mathbf{h}_\ell(A) > \mathbf{g}_\ell(A)$ or $\mathbf{h}_\ell(B) > \mathbf{g}_\ell(B)$ for $\ell = k/2$.*

Proof. The proof follows the same steps as the proof of Theorem 6, with minor alterations to the linear program and the optimal dual variables. We highlight key changes that must be made and for brevity skip steps that are nearly identical to the proof of the previous result.

Let $\ell = k/2$. Without loss of generality we prove the result is impossible if we restrict $\mathbf{h}_\ell(A) > \mathbf{g}_\ell(A)$. By symmetry, the same impossibility result holds if we added the new constraint for class B instead. We begin by altering LP (32) to include an additional constraint:

$$\ell \cdot x_\ell - \mathbf{g}_\ell(A) \cdot \sum_{i=1}^k i \cdot x_i \geq \gamma. \quad (49)$$

For this new linear program, we can again confirm that the optimal score γ^* will be greater than zero if and only if it is possible for both classes to exhibit majority homophily *and* for constraint (49) to hold. We then can again re-write the LP and its dual in the form shown in (38) and (39), by extending the matrix \mathbf{B} to include one extra row to account for the new constraint. By our assumptions about baseline scores, we know there exists a hypergraph G , with M total hyperedges and m_i hyperedges of type- i , such that the affinity scores of G equal the baseline scores in question. A primal feasible solution with an objective score of zero can then be realized by setting $x_i = m_i/M$ and $\gamma = 0$.

Next, let $r = k/2 + 1$ and construct the following set of dual variables:

$$\begin{aligned} y_{B,k} &= \frac{2}{\delta} \cdot \frac{\sum_{i=r}^k (\frac{k}{i} - 1) \mathbf{g}_i(B)}{1 - \sum_{i=r}^k (2 - \frac{k}{i}) \mathbf{g}_i(B)} \\ y_{B,t} &= \frac{2}{\delta} \left(\frac{k}{t} - 1 \right) + \left(2 - \frac{k}{t} \right) y_{B,k} \quad \text{for } t \in \{r, \dots, k-1\} \\ y_{A,t} &= \frac{2k}{\delta t} - y_{B,t} \quad \text{for } t \in \{r, \dots, k\} \\ y_{A,\ell} &= 2/\delta, \end{aligned}$$

where $\delta = 2 + 2k \sum_{t=r}^k \frac{1}{t}$. The result again relies on the fact that $y_{B,k}$ can be written in two ways, using the fact that baseline scores correspond to affinity scores for some hypergraph G :

$$y_{B,k} = \frac{2}{\delta} \frac{1 - \sum_{i=\ell}^k \mathbf{g}_i(A)}{1 - \sum_{i=\ell}^k \mathbf{g}_i(A)(2 - \frac{k}{i})} = \frac{2}{\delta} \frac{\sum_{i=r}^k (\frac{k}{i} - 1) \mathbf{g}_i(B)}{1 - \sum_{i=r}^k (2 - \frac{k}{i}) \mathbf{g}_i(B)}.$$

Using the same basic set of steps used in Theorem 6, we can show that $\mathbf{B}^T \mathbf{y} = 0$ and $\mathbf{y} \geq 0$. Scaling the variables to sum to one produces a dual feasible solution with an objective score of zero, which proves the result. \square

B.2 Monotonic Homophily Impossibility Results

Next we prove analogous impossibility results for monotonic homophily. These results permit a simpler proof, based on what the definition of monotonic homophily implies about the number of hyperedges that are nearly balanced (i.e., almost the same number of nodes from each class).

Theorem 8. *Let H be a two-class, k -uniform hypergraph and $\{\mathbf{g}_i(X) : i \in [k], X \in \{A, B\}\}$ be a set of generalized baseline scores. If k is odd, it is impossible for both classes to exhibit monotonic homophily.*

Proof. Let m_t be number of hyperedges of type- t in H . Assuming that both classes A and B satisfy monotonic homophily means that the following two sequences of inequalities are true:

$$\text{Class A: } \frac{\mathbf{h}_k(A)}{\mathbf{g}_k(A)} > \frac{\mathbf{h}_{k-1}(A)}{\mathbf{g}_{k-1}(A)} > \dots > \frac{\mathbf{h}_r(A)}{\mathbf{g}_r(A)} > \frac{\mathbf{h}_{r-1}(A)}{\mathbf{g}_{r-1}(A)} \quad (50)$$

$$\text{Class B: } \frac{\mathbf{h}_k(B)}{\mathbf{g}_k(B)} > \frac{\mathbf{h}_{k-1}(B)}{\mathbf{g}_{k-1}(B)} > \dots > \frac{\mathbf{h}_r(B)}{\mathbf{g}_r(B)} > \frac{\mathbf{h}_{r-1}(B)}{\mathbf{g}_{r-1}(B)}, \quad (51)$$

where $r = (k+1)/2$. We will show that both sequences cannot simultaneously hold, simply because of the last inequality in each sequence. The last inequality in (50) and (51) can be rearranged respectively as follows:

$$\frac{\mathbf{h}_r(A)}{\mathbf{g}_r(A)} > \frac{\mathbf{h}_{r-1}(A)}{\mathbf{g}_{r-1}(A)} \iff \frac{rm_r}{\mathbf{g}_r(A)} > \frac{(r-1)m_{r-1}}{\mathbf{g}_{r-1}(A)} \quad (52)$$

$$\frac{\mathbf{h}_r(B)}{\mathbf{g}_r(B)} > \frac{\mathbf{h}_{r-1}(B)}{\mathbf{g}_{r-1}(B)} \iff \frac{rm_{r-1}}{\mathbf{g}_r(B)} > \frac{(r-1)m_r}{\mathbf{g}_{r-1}(B)}. \quad (53)$$

Above, we have used the observation that $m_{k-r} = m_{r-1}$ and $m_{k-(r-1)} = m_r$, in order to write both inequalities in terms of m_r and m_{r-1} .

By the definition of generalized baseline scores, there exists some hypergraph G whose affinity scores equal the baseline scores. Let M_t denote the number of hyperedges of type- t in G . To simplify notation we denote the denominators of the baseline scores as $D_A = \sum_{i=1}^k iM_i$ and $D_B = \sum_{i=1}^k iM_{k-i}$ so that

$$\begin{aligned} \mathbf{g}_r(A) &= \frac{rM_r}{D_A}, \mathbf{g}_{r-1}(A) = \frac{(r-1)M_{r-1}}{D_A} \\ \mathbf{g}_r(B) &= \frac{rM_{r-1}}{D_B}, \mathbf{g}_{r-1}(B) = \frac{(r-1)M_r}{D_B}. \end{aligned}$$

Therefore, inequality 52 implies that

$$\frac{rm_r}{\mathbf{g}_r(A)} > \frac{(r-1)m_{r-1}}{\mathbf{g}_{r-1}(A)} \iff \frac{D_A m_r}{M_r} > \frac{D_A m_{r-1}}{M_{r-1}} \iff \frac{m_r}{M_r} > \frac{m_{r-1}}{M_{r-1}},$$

while inequality 53 implies the exact opposite:

$$\frac{rm_{r-1}}{\mathbf{g}_r(B)} > \frac{(r-1)m_r}{\mathbf{g}_{r-1}(B)} \iff \frac{D_B m_{r-1}}{M_{r-1}} > \frac{D_B m_r}{M_r} \iff \frac{m_{r-1}}{M_{r-1}} > \frac{m_r}{M_r}.$$

Thus, assuming both classes exhibit monotonic homophily leads to a contradiction. \square

An analogous impossibility result holds when k is even, if we add a single extra assumption. The proof is omitted as it follows the same line of reasoning as the previous proof, after adding the extra inequality for one of the two classes.

Theorem 9. *Let H be a two-class, k -uniform hypergraph and $\{\mathbf{g}_i(X) : i \in [k], X \in \{A, B\}\}$ be a set of generalized baseline scores. If k is even and both classes satisfy monotonic homophily, then $\frac{\mathbf{h}_\ell(X)}{\mathbf{g}_\ell(X)} < \frac{\mathbf{h}_{\ell-1}(X)}{\mathbf{g}_{\ell-1}(X)}$ for both classes $X \in \{A, B\}$, where $\ell = k/2$.*

Given the comparatively simple proofs for Theorem 8 and 9, it is natural to wonder whether a simplified approach could also be used to prove Theorems 6 and 7 on majority homophily. However, Lemma 5 proves that no such simplified proof is possible. Assuming that both classes satisfy majority homophily (and assuming one additional constraint in the case of even k) leads to a set of inequalities that cannot all be satisfied simultaneously. However, Lemma 5 establishes that *any* strict subset of these inequalities can in fact be satisfied simultaneously. The proof of this result must therefore be substantially different from our proof of impossibility for monotonic homophily, which relies on a contradiction that can be obtained by considering only a subset of two inequalities.

It is also worth noting that Theorems 8 and 9 can be proven using a similar approach to our proofs for majority homophily, but even so the proof ends up being much simpler. In more detail, we can set up a linear program that encodes the maximum amount of monotonic homophily that can hold for both classes simultaneously, and then analytically find an optimal set of dual variables. Using this approach, it is possible to find a set of optimal dual variables where all but two variables are zero. This significantly simplifies the analysis, and mirrors that fact that in proving Theorem 8, it suffices to consider just two hyperedge types. In contrast, the proof of our impossibility results for majority homophily require a much more sophisticated set of dual variables, all of which are positive.

C Derivation and Results for Alternative Affinity Scores

The hypergraph affinity scores we consider in the main text and the previous two sections of the supplement are based on ratios of typed degrees for nodes in a certain class. This directly generalizes the standard

approach that has been used for measuring homophily in graphs [15]. Another natural approach is to consider affinity scores defined by ratios of hyperedge types. Formally, given the same k -uniform hypergraph $H = (V, E)$ where m_t denotes the number of type- t hyperedges, we can measure the following *alternative* affinity scores:

$$\mathbf{a}_t(A) = \frac{m_t}{\sum_{i=1}^k m_i} \quad (54)$$

$$\mathbf{a}_t(B) = \frac{m_{k-t}}{\sum_{i=1}^k m_{k-i}}. \quad (55)$$

For each class $X \in \{A, B\}$, these ratios directly measure the proportion of hyperedges of type- (X, t) , among all hyperedges involving at least one class X node. In this section we show that all of our main theoretical results also hold for these alternative scores. This first of all highlights that our main results on hypergraph homophily are broadly true for a wide range of notions of affinity scores. Furthermore, as we shall also see, our main impossibility results are in fact easier to show for these alternative scores, and our proof that these scores correspond to maximum likelihood estimates of a certain model parameter is more direct and does not require asymptotic approximations.

C.1 Baseline Scores for Alternative Affinities

Analogous to our approach for standard affinity scores, we define the baseline score for $\mathbf{a}_t(X)$ to be the probability that we obtain a type- (X, t) hyperedge if we select a k -tuple uniformly at random from among all k -tuples involving at least one X node:

$$\mathbf{b}_t(X) = \frac{\binom{|X|}{t} \binom{N-|X|}{k-t}}{\sum_{i=1}^k \binom{|X|}{i} \binom{N-|X|}{k-i}}. \quad (56)$$

The denominator counts all k -tuples involving at least one node from X . For simplicity, we use the same notation as we did for standard affinity scores.

Lemma 10. *Let $H = (V, E)$ be a complete k -uniform hypergraph with two node classes $\{A, B\}$. For $t \in [k]$, the type- t alternative affinity scores for class $X \in \{A, B\}$ equals the type- t alternative baseline score (56): $\mathbf{a}_t(X) = \mathbf{b}_t(X)$.*

The proof of this lemma is omitted as it follows the same steps as Lemma 2. We will prove homophily impossibility results for the following more general notion of baseline scores.

Definition. *Let k be a fixed constant. The set of scores $\{\mathbf{g}_t(X) : X \in \{A, B\}, t \in [k]\}$ are generalized baseline scores for alternative affinity scores $\{\mathbf{a}_t(X) : X \in \{A, B\}, t \in [k]\}$ if the following two conditions hold:*

- $\mathbf{g}_t(X) > 0$ for $X \in \{A, B\}$ and $t \in [k]$.
- The scores $\{\mathbf{g}_t(X)\}$ correspond to alternative affinity scores for some k -uniform hypergraph G with two node classes.

C.2 Interpreting Scores as Maximum Likelihood Estimates

We can interpret the alternative affinity score $\mathbf{a}_t(A)$ as the maximum likelihood estimate for a certain affinity parameter of a binomial distribution for hyperedge data. An analogous interpretation also applies for class B . We begin by considering a slight variation of the cardinality-based HSBM. This new model still considers

a set of n nodes separated into two classes $\{A, B\}$, and generates typed hyperedges based on a set of probabilities $\mathbf{p} = [p_0 \ p_1 \ \dots \ p_k]$. Let \mathcal{K}_t be the set of k -tuples of type- t . For each $e \in \mathcal{K}_t$, let X_e be a Poisson random variable with parameter p_t , and let this represent the number of hyperedges placed at e :

$$X_e \sim \text{Poisson}(p_t). \quad (57)$$

Recall that the cardinality-based HSBM differs in that we instead defined $X_e \sim \text{Bernoulli}(p_t)$. When we consider $p_t = o(1)$, which will typically be the case, this Poisson distribution will be very close to a Bernoulli with parameter p_t . For a hypergraph generated from this distribution, let M_j be the random variable representing the number of hyperedges of type- j in H , which as a sum of Poisson random variables will also be Poisson:

$$M_j = \sum_{e \in \mathcal{K}_j} X_e \sim \text{Poisson}(K_j p_j). \quad (58)$$

Define M_A to be the random variable denoting the total number of hyperedges involving at least one node in A , which is also Poisson distributed:

$$M_A = \sum_{j=1}^k M_j \sim \text{Poisson} \left(\sum_{j=1}^k K_j p_j \right) \quad (59)$$

The random variable representing the number of hyperedges that are *not* type- j is given by

$$\tilde{M}_j = \sum_{i \neq j} M_i \sim \text{Poisson} \left(\sum_{i \neq j} K_i p_i \right). \quad (60)$$

Consider now a fixed hypergraph H with m_A hyperedges involving at least one class- A node. If we assume this hypergraph was drawn from the random distribution given above, the random variable M_t , conditioned on the observed hyperedge count m_A , will be binomial:

$$M_t \mid m_A \sim \text{Binom}(m_A, f_t) \quad (61)$$

where f_t is an affinity parameter:

$$f_t = \frac{K_t p_t}{\sum_{j=1}^k K_j p_j}. \quad (62)$$

To see why, note

$$\begin{aligned} \Pr(M_t = c \mid M_A = m_A) &= \frac{\Pr(M_t = m_t \text{ and } M_A = m_A)}{\Pr(M_A = m_A)} \\ &= \frac{\Pr(M_t = m_t \text{ and } \tilde{M}_j = m_A - c)}{\Pr(M_A = m_A)} \\ &= \frac{\left[\frac{1}{c!} (p_t K_t)^c \cdot e^{-p_t K_t} \right] \left[\frac{1}{(m_A - c)!} (\sum_{i \neq t} p_i K_i)^{m_A - c} \cdot e^{-\sum_{i \neq t} p_i K_i} \right]}{\frac{1}{(m_A)!} (\sum_{i=1}^k p_i K_i)^{m_A} \cdot e^{-\sum_{i=1}^k p_i K_i}} \\ &= \binom{m_A}{c} \left(\frac{K_t p_t}{\sum_{j=1}^k K_j p_j} \right)^c \left(1 - \frac{K_t p_t}{\sum_{j=1}^k K_j p_j} \right)^{m_A - c}. \end{aligned}$$

Finally, given an observed hypergraph with m_A hyperedges involving at least one node in A , the likelihood of observing m_t hyperedges of type- t under this model is

$$\Pr(M_t = m_t \mid M_A = m_A) = \binom{m_A}{c} f_t^{m_t} (1 - f_t)^{m_A - m_t}.$$

Taking a derivative of the log-likelihood function with respect to the parameter f_t and setting it to zero will give the maximum likelihood estimate for f_t . This ends up being equal to the alternative type- t affinity score,

$$f_t = \frac{m_t}{m_A} = \frac{m_t}{\sum_{i=1}^k m_i}.$$

C.3 Impossibility Results

Analogous to our results for standard affinity scores, we define two notions of hypergraph homophily based on alternative baseline scores. Let $\{\mathbf{g}_t(X) : X \in \{A, B\}, t \in [k]\}$ denote a set of generalized baseline scores.

Definition. Class $X \in \{A, B\}$ exhibits majority homophily if for all $t > k - t$,

$$\mathbf{a}_t(X) > \mathbf{g}_t(X). \quad (63)$$

Definition. Class $X \in \{A, B\}$ exhibits monotonic homophily if for all $t > k - t$,

$$\frac{\mathbf{a}_t(X)}{\mathbf{g}_t(X)} > \frac{\mathbf{a}_{t-1}(X)}{\mathbf{g}_{t-1}(X)}. \quad (64)$$

The proof of the following impossibility result for monotonic homophily follows the same steps as the proofs for Theorems 6 and Theorem 8. In particular, these results can be shown by considering only two types of hyperedges.

Theorem 11. Let H be a two-class, k -uniform hypergraph and $\{\mathbf{g}_t(X)\}$ be a set of generalized baseline scores for alternative affinity scores $\{\mathbf{a}_t(X)\}$. If k is odd, it is impossible for both classes to exhibit monotonic homophily in terms of alternative affinity scores. If k is even, then both classes can exhibit monotonic homophily, but in this case $\frac{\mathbf{a}_\ell(X)}{\mathbf{g}_\ell(X)} < \frac{\mathbf{a}_{\ell-1}(X)}{\mathbf{g}_{\ell-1}(X)}$ for $\ell = k/2$ and $X \in \{A, B\}$.

In order to prove impossibility results for majority homophily, we use the same linear programming based proof technique that we used for Theorem 6.

Theorem 12. Let H be a two-class, k -uniform hypergraph and $\{\mathbf{g}_t(X)\}$ be a set of generalized baseline scores for alternative affinity scores $\{\mathbf{a}_t(X)\}$. If k is odd, it is impossible for both classes to exhibit majority homophily in terms of alternative affinity scores.

Proof. Let $r = (k + 1)/2$. The following linear program will have a strictly positive solution if and only if it is possible for both classes to exhibit majority homophily, with respect to the new alternative affinity scores:

$$\begin{aligned} & \text{maximize} && \gamma \\ & \text{subject to} && x_t - \mathbf{g}_t(A) \cdot \sum_{i=1}^k x_i \geq \gamma && \text{for } t \in [k], t > k - t \\ & && x_{k-t} - \mathbf{g}_t(B) \cdot \sum_{i=1}^k x_{k-i} \geq \gamma && \text{for } t \in [k], t > k - t \\ & && \sum_{i=0}^k x_i = 1 \\ & && x_i \geq 0 && \text{for all } i \in \{0\} \cup [k] \end{aligned} \quad (65)$$

The variable x_t again represents the proportion of hyperedges where t of the nodes are from class A . We

can express the linear program as well as its dual in the same general form

Primal Linear Program

$$\begin{aligned} \max \quad & \gamma \\ \text{s.t.} \quad & \begin{bmatrix} -\mathbf{B} & \mathbf{e} \end{bmatrix} \begin{bmatrix} \mathbf{x} \\ \gamma \end{bmatrix} \leq 0 \\ & \begin{bmatrix} \mathbf{e}^T & 0 \end{bmatrix} \begin{bmatrix} \mathbf{x} \\ \gamma \end{bmatrix} = 1 \\ & \mathbf{x} \geq 0, \gamma \geq 0 \end{aligned} \quad (66)$$

Dual Linear Program

$$\begin{aligned} \min \quad & \alpha \\ \text{s.t.} \quad & \begin{bmatrix} -\mathbf{B}^T & \mathbf{e} \\ \mathbf{e} & 0 \end{bmatrix} \begin{bmatrix} \mathbf{y} \\ \alpha \end{bmatrix} \geq \begin{bmatrix} 0 \\ 1 \end{bmatrix} \\ & \mathbf{y} \geq 0 \\ & \alpha \text{ unrestricted.} \end{aligned} \quad (67)$$

Above, \mathbf{e} is the all ones vector and the matrix \mathbf{B} encodes constraints of the form

$$x_{k-t} - \mathbf{g}_t(B) \cdot \sum_{i=1}^k x_{k-i} \geq \gamma \text{ for } t = k, k-1, k-2, \dots, r \quad (68)$$

$$x_t - \mathbf{g}_t(A) \cdot \sum_{i=1}^k x_i \geq \gamma \text{ for } t = r, r+1, \dots, k. \quad (69)$$

The matrix \mathbf{B} can be decomposed into the following form:

$$\mathbf{B} = \mathbf{I} - \mathbf{D}_g \mathbf{E}, \quad (70)$$

where \mathbf{I} is the $2r \times 2r$ identity matrix, \mathbf{D}_g is a diagonal matrix with diagonal entries

$$[\mathbf{g}_k(B), \mathbf{g}_{k-1}(B), \dots, \mathbf{g}_r(B), \mathbf{g}_r(A), \dots, \mathbf{g}_{k-1}(A), \mathbf{g}_k(A)],$$

and \mathbf{E} is a matrix that is all ones except for zeros in the last column of the first r rows, and the first column in the last r rows. Formally,

$$\mathbf{E}_{ij} = \begin{cases} 0 & \text{if } j = k \text{ and } i \in \{1, 2, \dots, r\} \\ 0 & \text{if } j = 1 \text{ and } i \in \{r+1, r+2, \dots, 2r\} \\ 1 & \text{otherwise.} \end{cases}$$

The zero entries reflect the fact that hyperedges of type zero do not affect the affinity scores for class A , and type- k hyperedges do not affect affinity scores for class B .

A primal solution with an objective score of 0 can be obtained by setting $x_j = m_j / (\sum_{i=0}^k m_i)$, where m_i is the number of hyperedges of type i in the hypergraph whose affinity scores are equal to the baseline scores $\{\mathbf{g}_i(X)\}$. In order to find a set of dual variables with an objective score of zero, it suffices to find a vector \mathbf{y} that is strictly positive and satisfies $\mathbf{B}^T \mathbf{y}$. Equivalently, given the decomposition of \mathbf{B} in (70), we want \mathbf{y} to satisfy

$$\mathbf{y} = \mathbf{E}^T \mathbf{D}_g \mathbf{y}. \quad (71)$$

Each row and column of \mathbf{B} can be associated with a class X and hyperedge type t , so we doubly index the dual variables as follows

$$\mathbf{y}^T = [y_{B,k} \ y_{B,k-1} \ \dots \ y_{B,r} \ y_{A,r} \ \dots \ y_{A,k-1} \ y_{A,k}].$$

Rows 2 through $2r-1$ of \mathbf{E}^T have the value 1 in every column, so for this equation to hold we must have

$$y_{X,i} = \sum_{i=r}^k \mathbf{g}_i(A) y_{A,i} + \sum_{i=r}^k \mathbf{g}_i(B) y_{B,i}. \quad (72)$$

for $i \in \{r, r+1, \dots, k-1\}$ and $X \in \{A, B\}$. Thus, a necessary condition for satisfying (71) is that entries 2 through $2r-1$ of \mathbf{y} are all equal. With this in mind, let $z > 0$ be a fixed positive value and construct a set of dual variables as follows:

$$\begin{aligned} y_{X,i} &= z \text{ for } i \in \{r, r+1, \dots, k-1\}, X \in \{A, B\} \\ y_{B,k} &= \frac{z \cdot \sum_{i=r}^{k-1} \mathbf{g}_i(B)}{1 - \mathbf{g}_k(B)} \\ y_{A,k} &= \frac{z \cdot \sum_{i=r}^{k-1} \mathbf{g}_i(A)}{1 - \mathbf{g}_k(A)}. \end{aligned}$$

As long as $z > 0$, we can see that $y_{B,k}$ and $y_{A,k}$ will also be strictly positive. We can also set z so that the entries of \mathbf{y} sum to one. As long as we can show $\mathbf{B}^T \mathbf{y} = 0$, this means we have a set of dual variables with an objective score of zero, confirming that majority homophily cannot hold for both classes simultaneously.

Variables $y_{B,k}$ and $y_{A,k}$ are explicitly chosen so that the first and last entries in equation (71) hold when all other variables are equal to a positive constant z . To check that $\mathbf{B}^T \mathbf{y} = 0$, we just need to confirm that (72) holds. Recall that the baseline scores can be written in terms of hyperedge counts for some hypergraph G , i.e., for $i \in [k]$

$$\begin{aligned} \mathbf{g}_i(A) &= \frac{m_i}{D_A} \\ \mathbf{g}_i(B) &= \frac{m_{k-i}}{D_B} \end{aligned}$$

where $D_A = \sum_{i=1}^k m_i$ and $D_B = \sum_{i=1}^k m_{k-i} = \sum_{i=0}^{k-1} m_i$. Notice that $D_A - m_k = D_B - m_0 = \sum_{i=1}^{k-1} m_i$. Substituting our choice of variables into the right hand side of (72), we confirm that the equation holds:

$$\begin{aligned} & \sum_{i=r}^k \mathbf{g}_i(A) y_{A,i} + \sum_{i=r}^k \mathbf{g}_i(B) y_{B,i} \\ &= z \cdot \sum_{i=r}^{k-1} \mathbf{g}_i(A) + z \cdot \sum_{i=r}^{k-1} \mathbf{g}_i(B) + \mathbf{g}_k(A) y_{A,k} + \mathbf{g}_k(B) y_{B,k} \\ &= z \cdot \sum_{i=r}^{k-1} \mathbf{g}_i(A) + z \cdot \sum_{i=r}^{k-1} \mathbf{g}_i(B) + \mathbf{g}_k(A) \frac{z \cdot \sum_{i=r}^{k-1} \mathbf{g}_i(A)}{1 - \mathbf{g}_k(A)} + \mathbf{g}_k(B) \frac{z \cdot \sum_{i=r}^{k-1} \mathbf{g}_i(B)}{1 - \mathbf{g}_k(B)} \\ &= z \cdot \sum_{i=r}^{k-1} \mathbf{g}_i(A) \left(1 + \frac{\mathbf{g}_k(A)}{1 - \mathbf{g}_k(A)} \right) + z \cdot \sum_{i=r}^{k-1} \mathbf{g}_i(B) \left(1 + \frac{\mathbf{g}_k(B)}{1 - \mathbf{g}_k(B)} \right) \\ &= z \cdot \left(\sum_{i=r}^{k-1} \frac{m_i}{D_A} \left(\frac{1}{1 - \mathbf{g}_k(A)} \right) + \sum_{i=r}^{k-1} \frac{m_{k-i}}{D_B} \left(\frac{1}{1 - \mathbf{g}_k(B)} \right) \right) \\ &= z \cdot \left(\sum_{i=r}^{k-1} \frac{m_i}{D_A} \left(\frac{D_A}{D_A - m_k} \right) + \sum_{i=r}^{k-1} \frac{m_{k-i}}{D_B} \left(\frac{D_B}{D_B - m_0} \right) \right) \\ &= z \cdot \left(\sum_{i=r}^{k-1} \frac{m_i + m_{k-i}}{\sum_{i=1}^{k-1} m_i} \right) \\ &= z \cdot 1 = z. \end{aligned}$$

□

An analogous impossibility result also holds for even k when we use alternative affinity scores.

Theorem 13. *If k is even, it is impossible for both classes to exhibit monotonic homophily if additionally $\mathbf{a}_\ell(X) > \mathbf{g}_\ell(X)$ for one class $X \in \{A, B\}$ when $\ell = k/2$.*

Proof. The proof is nearly identical to the proof of Theorem 12. For even k , let $r = \frac{k}{2} + 1$. We use the same linear program encoding the maximum possible amount of majority homophily, with an additional constraint for class A:

$$x_\ell - g_\ell(A) \cdot \sum_{i=1}^k x_i \geq \gamma.$$

The LP and its dual can again be written in the form (66) and (67). The matrix \mathbf{B} is given by

$$\mathbf{B} = \mathbf{I} - \mathbf{D}_g \mathbf{E},$$

where \mathbf{I} is the $(k+1) \times (k+1)$ identity matrix, \mathbf{D}_g is a diagonal matrix with diagonal entries

$$[\mathbf{g}_k(B), \mathbf{g}_{k-1}(B), \dots, \mathbf{g}_r(B), \mathbf{g}_\ell(A), \mathbf{g}_r(A), \dots, \mathbf{g}_{k-1}(A), \mathbf{g}_k(A)],$$

and \mathbf{E} is a matrix that is all ones except for zeros in the last column of the first $k/2$ rows, and zeros in the first column in the last $k/2 + 1$ rows. The dual variables of the linear program can be indexed as follows

$$\mathbf{y}^T = [y_{B,k} \quad y_{B,k-1} \quad \dots \quad y_{B,r} \quad y_{A,\ell} \quad y_{A,r} \quad \dots \quad y_{A,k-1} \quad y_{A,k}].$$

The proof again follows as long as we can find a nonnegative vector \mathbf{y} satisfying $\mathbf{B}^T \mathbf{y} = 0$, or equivalently $\mathbf{y} = \mathbf{E}^T \mathbf{D}_g \mathbf{y}$. In order to accomplish this, all but the first and last dual variable can be set equal to some positive value z , and then we can solve for $y_{A,k}$ and $y_{B,k}$:

$$y_{B,k} = \frac{z \cdot \sum_{i=r}^{k-1} \mathbf{g}_i(B)}{1 - \mathbf{g}_k(B)}$$

$$y_{A,k} = \frac{z \cdot \sum_{i=\ell}^{k-1} \mathbf{g}_i(A)}{1 - \mathbf{g}_k(A)}.$$

The only difference from the dual variables in Theorem 12 is that the summation in the numerator of $y_{A,k}$ starts from ℓ rather than from r . The rest of the result follows by showing algebraically that $\mathbf{B}^T \mathbf{y} = 0$. \square

D Dataset Information and Additional Experimental Results

In this section we provide details regarding the datasets used in the main text and additional experimental results. Further information about each dataset is available from the original source. For all experiments in the main text and the supplement, we used asymptotic baseline scores when forming the ratio plots (see Section A.4). Code for processing datasets and computing affinity scores is available at <https://github.com/nveldt/HypergraphHomophily>.

Co-authorship and gender The co-authorship dataset we considered is the DBLP Records and Entries for Key Computer Science Conferences [28], originally used in a study on women in computer science research [29] and available online at <https://data.mendeley.com/datasets/3p9w84t5mr/1>. The data constitutes 16 years of publications at top computer science conferences, from 2000 to 2015, listed on the DBLP bibliography database. We consider only authors in the dataset whose gender is known with high confidence, and discard all papers including an author of unknown gender. The resulting hypergraph has 105256 nodes (82620 male, 22636 female). The number of hyperedges between size 2 and 4 is 74134.

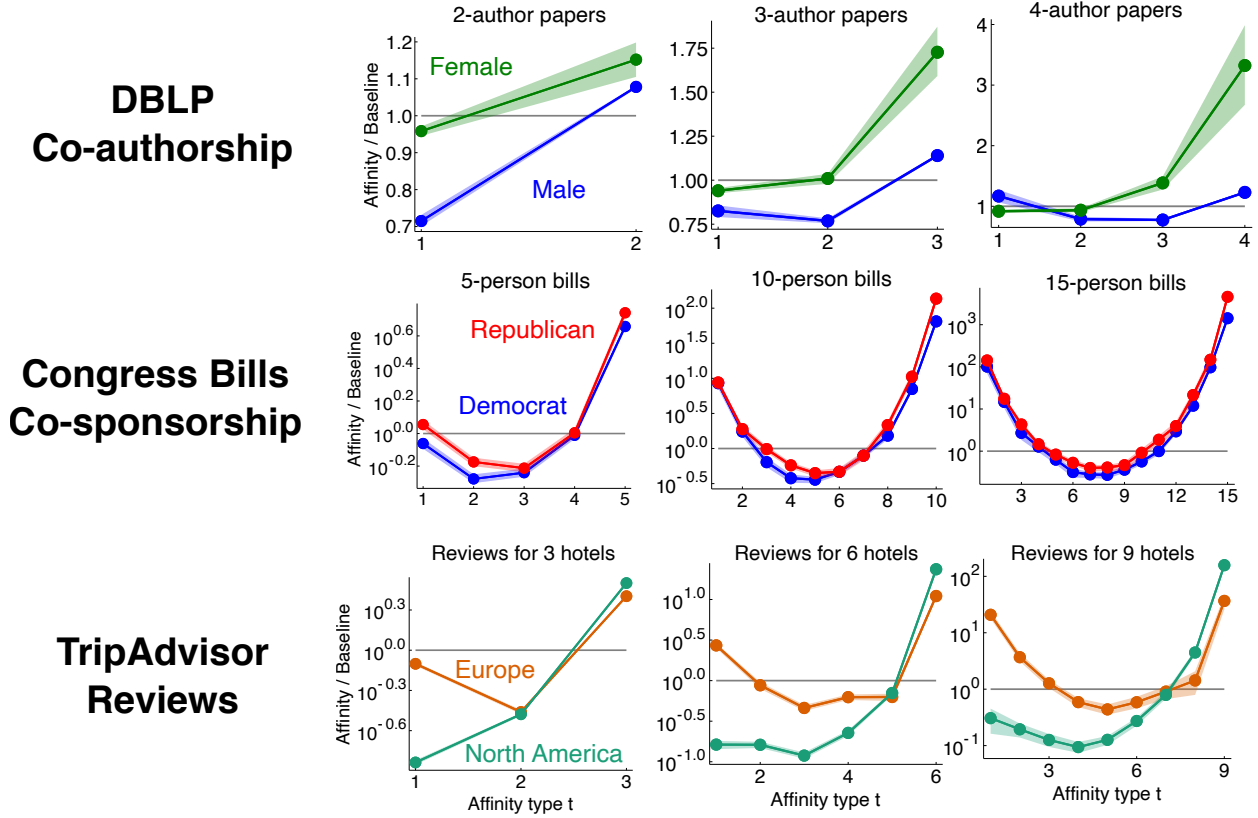


Figure 5: Affinity scores obtained when running a bootstrapping procedure on the DBLP co-authorship hypergraph (top row), the congress bills hypergraph (middle row), and the TripAdvisor hypergraph (bottom row). These results indicate that affinity and ratio scores in each case are robust to perturbations in the data. For each hypergraph and a range of values of k , the procedure samples from the original set of size- k hyperedges with replacement, and computes affinity scores and ratio scores each time. Solid lines in the plots indicate the true affinity scores computed on the entire dataset, which are nearly identical to the mean affinity score obtained from 100 runs of this procedure. Lighter colored regions show two standard errors above and below the mean. In many plots, the error region is too small to be perceptible.

Congress bills and political parties The congress bills dataset is made up of legislative bills co-sponsored by US politicians in the Senate and House of Representatives. The original data was collected by James Fowler [22, 20]. For our experiments we consider a derivation of the dataset presented as timestamped hyperedges [21], available online at <https://www.cs.cornell.edu/~arb/data/congress-bills>. The hypergraph has 1718 nodes (810 Republican and 908 Democrat) and 883105 hyperedges ranging from size 2 to 25.

TripAdvisor hotels and locations The TripAdvisor hypergraph is derived from a review dataset originally used for research on opinion mining from online reviews [23], available online at <http://times.cs.uiuc.edu/~wang296/Data/>. We associate each hotel in the dataset from North America or Europe as a labeled node in a hypergraph. We discard reviews from the original data that are cross-listed reviews from other travel sites, and reviews where the reviewer name is simply “A TripAdvisor Member”. For each remaining unique reviewer, we construct a hyperedge joining all hotels they reviewed. The resulting hypergraph has 8956 nodes and 128494 hyperedges of size 2 to 13.

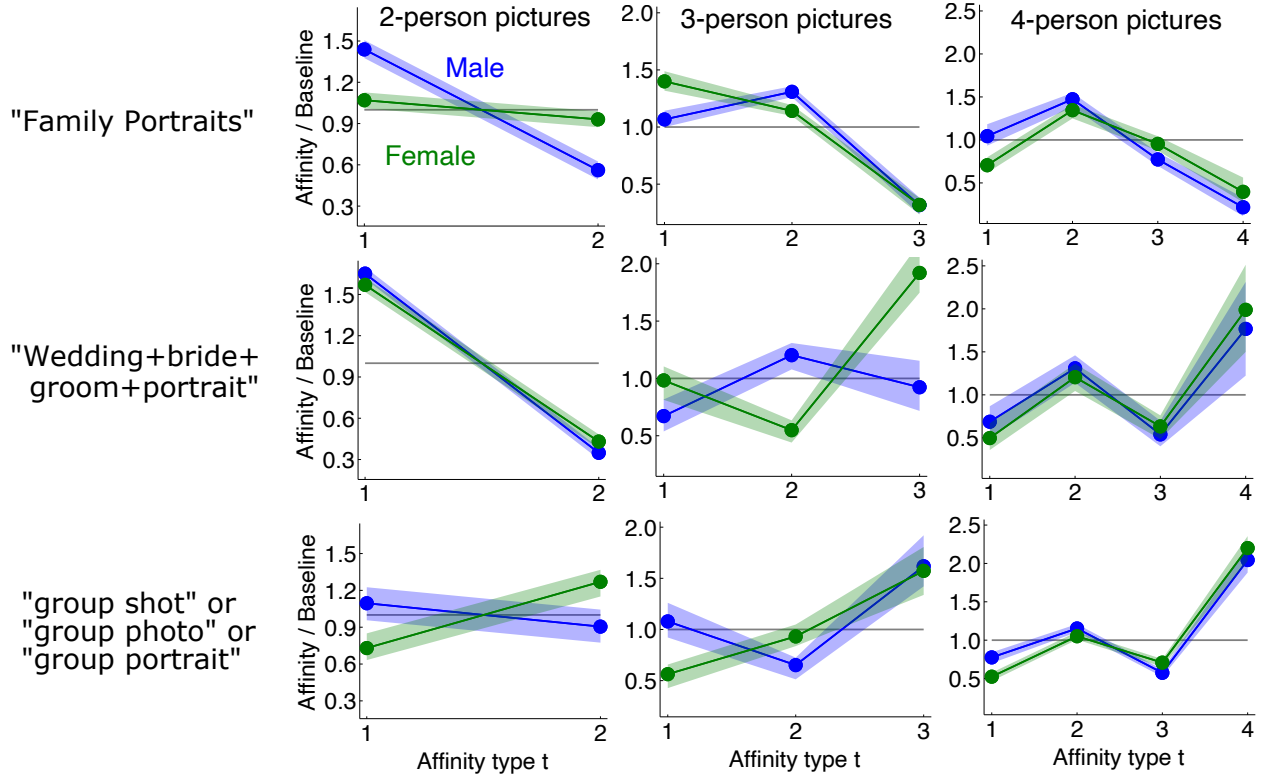


Figure 6: Ratio scores obtained from a bootstrapping procedure on the group pictures dataset, indicating the robustness of our results for each group picture type. The solid lines indicate true affinity scores, which are very close to the mean affinity score from taking 100 different samples from the data. Lighter colored regions show one standard error above and below the mean from this bootstrapping procedure. On the subsampled datasets, we continue to see all the same major trends and differences between pictures types as we do when using all of the data.

Group pictures and gender The three different group picture datasets [24] were downloaded from <http://chenlab.ece.cornell.edu/people/Andy/ImagesOfGroups.html>. Images in the original dataset were obtained via three different Flickr search queries, producing sets of family pictures, wedding pictures, and general group pictures. The number of pictures with between two and four people for each type of group picture is 1051, 662, and 963 respectively. We used even baseline scores for the experiments, which assumes an equal number of men and women. Although we do not have unique identifiers for people in picture data, we checked that the data is indeed roughly gender balanced. Treating each person in each picture as unique, around 51% of of the subjects in each dataset are female.

D.1 Checking Robustness of Affinity Scores

By design, the affinity scores and the impossibility results we have considered apply to a specific hypergraph with a fixed set of hyperedges. In the main text, we therefore used all available hyperedge information when plotting results for each dataset we considered. Building a hypergraph from real data can be a noisy and imperfect process, and affinity scores will therefore vary depending on the quality of data and availability of group information in each context. We now use a simple bootstrapping procedure to show that the basic pattern of affinity scores for all of the hypergraphs we consider is stable to perturbations in the data. Given a hypergraph H with m_k hyperedges of size k , we sample m_k of these hyperedges with replacement and compute typed affinity scores from the set of sampled hyperedges in each case. We repeat the process 100 times for each dataset, and then compute the mean and standard error for the resulting ratio scores. Result

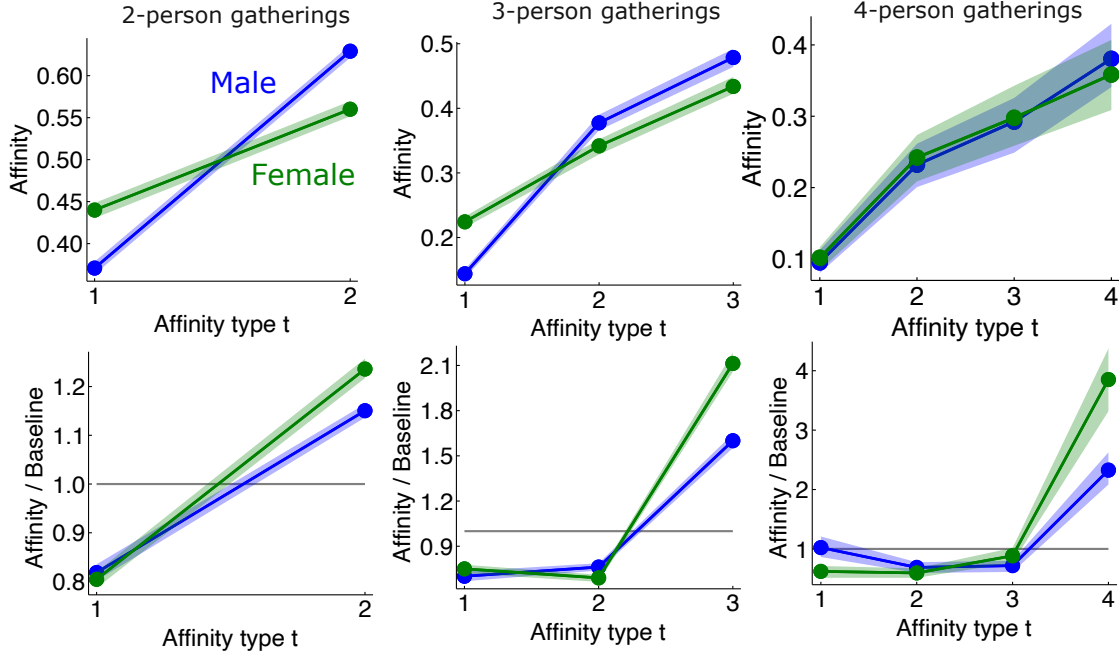


Figure 7: Affinity and ratio scores with respect to gender for a contact hypergraph at a high school [30]. Nodes in the hypergraph are students, and hyperedges indicate sets of students who were gathered in close proximity at some point, as measured by wearable sensors. Solid lines indicate affinity scores for the entire hypergraph, and lighter colored regions show one standard error around the mean affinity score obtained from a bootstrapping procedure on the hyperedges, indicating our results are robust to perturbations in the data. Both genders exhibit strong simple homophily, meaning a high preference for gathering in groups where everyone is of the same gender. All other scores are below baseline. For gatherings of size three and four, ratio scores almost increase monotonically, though perfect monotonic increase is impossible, as shown by our theoretical results. However, monotonic increase in raw affinity scores is possible, as seen in plots from the first row. This results from having a roughly balanced number of gatherings of each type.

on paper co-authorship, congress bill co-sponsorship, and TripAdvisor reviews are particularly robust to perturbations in the data. Average affinity and ratio scores are nearly identical to results on the entire hypergraph, and there is a very small standard error (Fig. 5). Affinity and ratio scores for group pictures vary slightly more depending on the sample, but still preserve the same shape and pattern. We observe the same basic differences among pictures with regard to group type (wedding, family, or general group picture) and size (Fig. 6).

D.2 Experimental Results on Contact Data

In addition to the empirical results shown in the main text, we compute affinity scores with respect to gender for group gatherings among primary and high schools students [30, 31, 21]. Each hypergraph consists of groups of students (in primary school [31] and high school [30] respectively) that gathered together in close proximity at some point during the day, as measured by wearable sensors. In high school student interactions of size two through four (Fig. 7), students have high preferences for gathering in groups where all members are of the same gender. All other affinity scores are below baseline. Results for primary school interactions are nearly the same (Fig. 8), except in the case of groups of size two, where groups with two male students are just slightly below baseline. We applied bootstrapping to both datasets (see Section D.1 for details), to confirm that our results are robust to perturbations in the data. For both hypergraphs we observe a small standard error around the mean affinity scores obtained across different subsamples of the hyperedges.

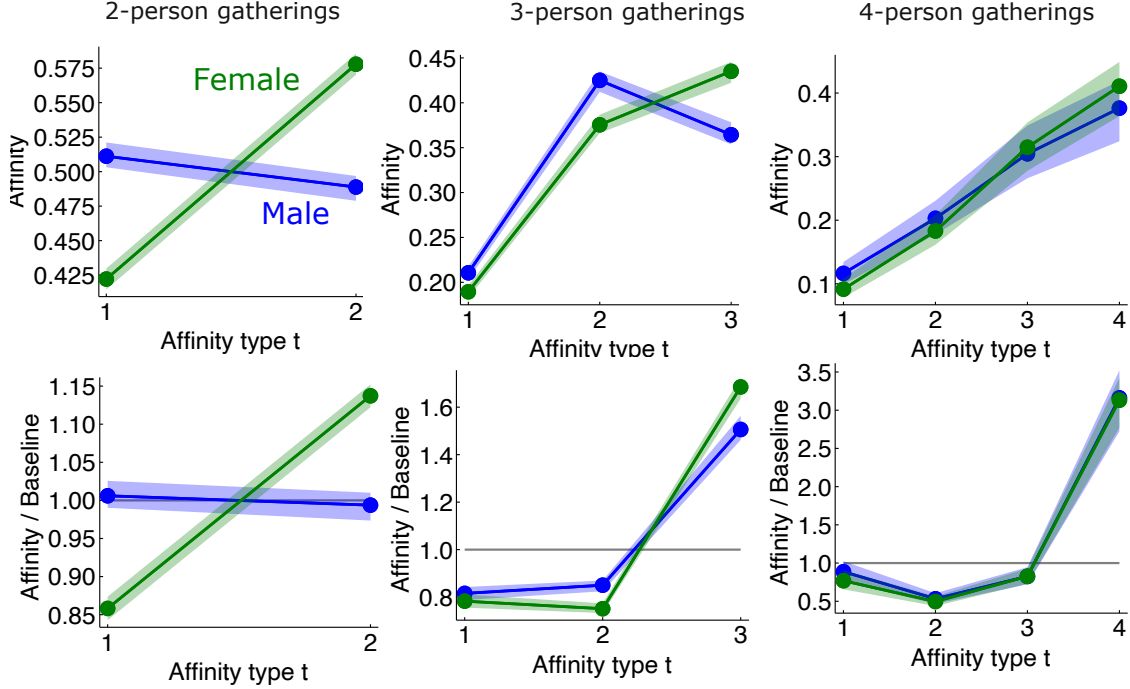


Figure 8: Affinity and ratio scores with respect to gender for a contact hypergraph at a primary school [31]. Hyperedges indicate a set of students (nodes) who were gathered in close proximity at some point, as measured by wearable sensors. Solid lines again indicate affinity scores for the entire dataset, and lighter colored regions show one standard error around the mean affinity score from a bootstrapping. For groups of size three and four, both genders exhibit strong simple homophily, indicating a high preference for groups where everyone is of the same gender. For groups of size two, male students have affinity scores that are almost exactly equal to baseline.

D.3 Experimental Results on Shopping Basket Data

We also compute affinity scores for a hypergraph derived from a dataset on Walmart shopping trips [32]. The original dataset is available at <https://www.cs.cornell.edu/~arb/data/walmart-trips/>, and is made up of sets of products purchased during a single shopping trip. We treat each product as a node, and sets of products purchased in the same trip as hyperedges. Each product has a label indicating the department to which it belongs. The labels “Food, Household & Pets” and “Clothing, Shoes & Accessories” make up over half of the data, indicating that a large proportion of shopping purchases can broadly be categorized as clothes purchases or grocery purchases. We consider the two-class hypergraph obtained by restricting to products with these two labels, and compute affinity and ratio scores. The resulting hypergraph has 48480 nodes (26178 grocery products, and 22302 clothes products). Similar to our empirical results on congress bills and hotel reviews, we observe that flat or slightly increasing affinity scores translate to bowl-shaped ratio scores (Fig. 9). In other words, shopping trips where a significant majority of purchases are from one product category are much more common than expected by chance. This matches the intuition that many shopping trips can be categorized as grocery runs or clothes shopping trips. Our results also highlight that it is more common to go on a (primarily) clothes shopping trip and pick up a small number of grocery items, than to go on a grocery shopping trip and pick up a small number of clothes items.

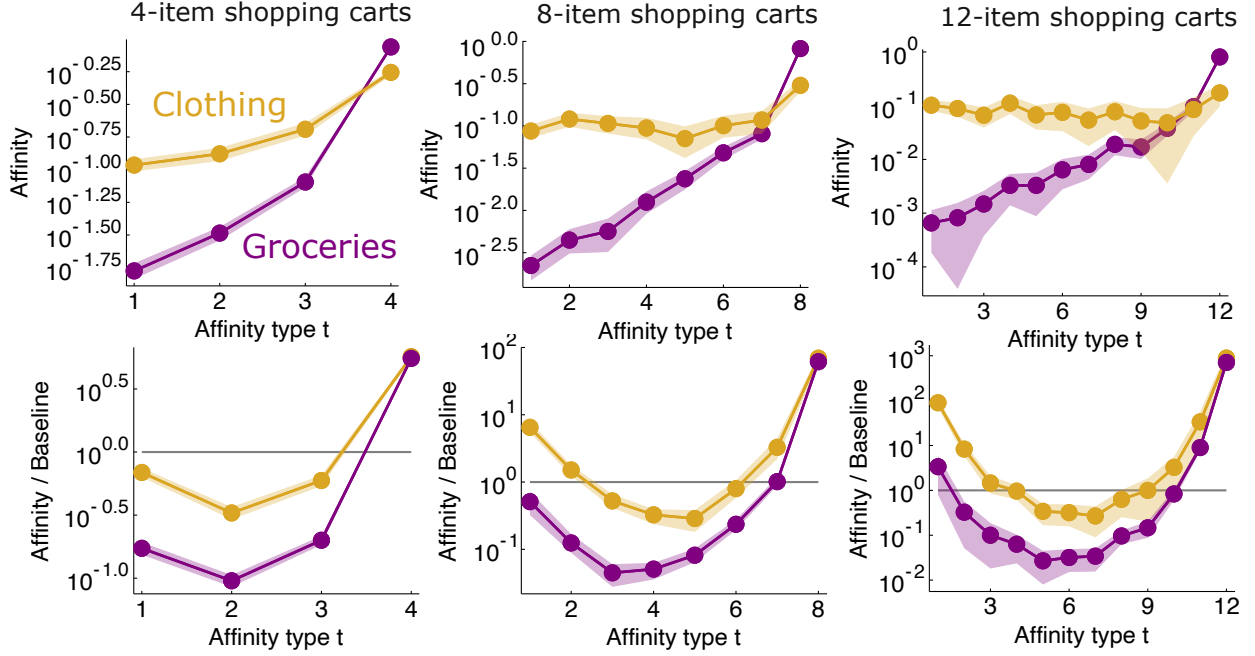


Figure 9: Affinity and ratio scores for a hypergraph where nodes indicate clothes and grocery products at Walmart, and hyperedges indicates sets of clothes and grocery products purchased during the same trip. Solid lines indicate scores for the entire dataset, and lighter colored regions show two standard errors around the mean affinity score obtained from bootstrapping. If purchases were made completely at random, we would expect most shopping carts (sets of co-purchased products) to be roughly balanced with respect to product category. However, affinity scores for both product classes are either flat or slightly increasing for each shopping cart size. Therefore, we observe bowl-shaped ratio curves for both products, indicating that it is much more common than random for shopping trips to primarily focus on one type of product or the other. The fact that affinity scores for grocery products are mostly increasing, while affinity scores for clothing are mostly flat, also matches basic intuition about shopping trips. For example, the relatively small gap between type- k and type- $(k - 1)$ affinities for clothing is indicative of the fact that when going clothes shopping, it is not uncommon to pick up a needed grocery item while at the store. In contrast, when grocery shopping, it is much less common to additionally pick up one or a small number of clothing items at the store. This is reflected in the larger gaps between affinity scores for groceries.