

Mine Me but Don't Single Me Out: Differentially Private Event Logs for Process Mining

Gamal Elkoumy¹, Alisa Pankova², and Marlon Dumas¹

¹ University of Tartu, Tartu, Estonia
 {gamal.elkoumy,marlon.dumas}@ut.ee

² Cybernetica, Tartu, Estonia
 {alisa.pankova}@cyber.ee

Abstract. The applicability of process mining techniques hinges on the availability of event logs capturing the execution of a business process. In some use cases, particularly those involving customer-facing processes, these event logs may contain private information. Data protection regulations restrict the use of such event logs for analysis purposes. One way of circumventing these restrictions is to anonymize the event log to the extent that no individual can be singled out using the anonymized log. This paper addresses the problem of anonymizing an event log in order to guarantee that, upon disclosure of the anonymized log, the probability that an attacker may single out any individual represented in the original log, does not increase by more than a threshold. The paper proposes a differentially private disclosure mechanism, which oversamples the cases in the log and adds noise to the timestamps to the extent required to achieve the above privacy guarantee. The paper reports on an empirical evaluation of the proposed approach using 14 real-life event logs in terms of data utility loss and computational efficiency.

Keywords: Process Mining · Privacy-Enhancing Technologies · Differential Privacy

1 Introduction

Process Mining is a family of techniques that helps organizations to enhance the performance, conformance, and quality of their business processes. The input of process mining techniques is an event log. An event log captures the execution of a set of instances of a process (herein called *cases*). An event log consists of event records. Each record contains a reference to a case identifier, a reference to an activity, and at least one timestamp. Table 1 shows an example of an event log of a healthcare process.³ Each case ID refers to a patient and each activity label corresponds to a treatment or an event in the healthcare system. An event log may contain additional columns, e.g., the doctor who gave the treatment.

Oftentimes, an event log contains private information about some individuals. Data regulations, such as the General Data Protection Regulation (GDPR)⁴,

³ The meaning of columns “Source State” and “Target State” is explained later

⁴ <https://eur-lex.europa.eu/legal-content/EN/TXT/?uri=CELEX%3A32016R0679>

Table 1: Event log

Case	Activity	Timestamp	Source State	Target State
1	A	2020-08-08 10:20:0.000	s_0	s_5
1	B	2020-08-08 10:50:0.000	s_5	s_2
1	C	2020-08-08 16:15:0.000	s_2	s_3
2	D	2020-08-08 12:07:0.000	s_0	s_4
2	A	2020-08-08 13:37:0.000	s_4	s_5
2	E	2020-08-08 14:07:0.000	s_5	s_2
2	C	2020-08-08 19:07:0.000	s_2	s_3
3	A	2020-08-08 13:30:0.000	s_0	s_5
3	B	2020-08-08 13:55:0.000	s_5	s_2
3	C	2020-08-08 20:55:0.000	s_2	s_3
4	D	2020-08-08 15:00:0.000	s_0	s_4
4	A	2020-08-08 17:00:0.000	s_4	s_5
4	B	2020-08-08 17:40:0.000	s_5	s_2
4	C	2020-08-08 23:45:0.000	s_2	s_3
5	A	2020-08-08 16:40:0.000	s_0	s_5
5	E	2020-08-08 17:55:0.000	s_5	s_2
5	C	2020-08-08 23:55:0.000	s_2	s_3

restrict the use of such event logs for analysis purposes. One way to overcome these restrictions is to anonymize the event log such that no individual can be singled out. Singling out an individual happens when an individual can be distinguished, within a group of people, by the evaluation of a predicate that discriminates him. This legal notion of singling out has been mathematically formalized by Cohen & Nissim [3], who define a type of attack called *Predicate Singling Out (PSO) attack*. The disclosure of the event log in Table 1 permits singling out individuals. Specifically, the predicate “undergoing treatment E after treatment D and A” allows an adversary to single out the patient with case ID 2. Given that prior knowledge, the adversary can infer at which time the individual received his treatment activities.

Existing Privacy-Enhancing Technologies (PETs), such as k-anonymity and differential privacy [7], allow us to protect the disclosure of datasets, including event logs. Among these PETs, differential privacy stands out because it protects the disclosure against PSO attacks [3] and due to its composable privacy guarantees [5,7]. Differential privacy mechanisms operate by injecting noise into the data, quantified by a parameter called ϵ . The absence of the interpretation of ϵ makes it a challenging task to decide how much ϵ is enough [14].

Usually, an adversary has prior knowledge about the individuals in the event log before it is published. The adversary gains additional advantage to successfully guess personal information following disclosure of the log. The goal of anonymization is to limit this risk. In this paper, we deal with the problem of limiting the additional risk by a maximum guessing advantage level δ . Specifically, we address the following problem:

Given an event log L , and given a maximum level of acceptable guessing advantage δ , generate an anonymized event log L' such that the probability of singling out an individual after publishing L' does not increase by more than δ .

Naturally, we should ensure that the anonymized log is useful for process mining, in other words, that process mining algorithms return similar results with the anonymized log as with the original log. In this respect, a desirable property is that the anonymized log should have the same set of *case variants* as the original one, where a case variant is a distinct sequence of activities. For example, the case variants of the log in Table 1 are $\{\langle A, B, C \rangle, \langle D, A, E, C \rangle, \langle D, A, B, C \rangle, \langle A, E, C \rangle\}$. This property ensures, for example, that the set of directly-follows relations between activities is not altered during anonymization. This set of relations, also known as the Directly-Follows Graph, is an intermediate representation used by automated process discovery techniques [4]. Moreover, the set of case variants is the main input used by conformance checking techniques. A second desirable property is that the differences between the timestamps of consecutive events in the anonymized log is as close as possible to those in the original log, as these time differences are used by performance mining techniques [4]. Accordingly, we tackle the above problem subject to the following requirements:

- R1** The anonymized event log must have the same set of case variants as the original log.
- R2** The difference between the real and the anonymized time values is optimal, given the risk metric δ , to achieve performance mining.

In this paper, we assume that the activity labels are public and the case IDs are masked (i.e., pseudonymized) such that an attacker cannot link an individual to an event based on the case ID alone. Under this starting point, we tackle the above problem by defining a notion of differentially private event log. Given a maximum allowed guessing advantage, δ , a differentially private event log is obtained by oversampling the traces in the log and injecting noise to the event timestamps to ensure that the probability that an attacker may single out any individual, based on the prefixes/suffixes of the individual’s trace or based on the event timestamps, is not more than δ .

The proposed differential privacy mechanism relies on a structure that compactly captures all prefixes and suffixes of a set of traces, namely a Deterministic Acyclic Finite State Automata (DAFSA) [19]. A DAFSA is a lossless representation of an event log wherein every prefix or suffix shared by multiple traces is represented once. By analyzing the frequency and time differences of each DAFSA transition, we determine the amount of oversampling and timestamp noise required to limit the guessing advantage that an attacker may gain by inspecting the traces in the differentially private log that traverse this transition.

The rest of the paper is structured as follows. In Section 2, we introduce notions related to differential privacy and we review related work on privacy-preserving process mining. Section 3 introduces a notion of differentially private event log as well as the risk quantification approach and the attack model used in this paper. Section 4 translates the risk quantification into an algorithm that anonymizes the event log. In Section 5, we present an empirical evaluation. Finally, Section 6 concludes the work and discusses future work.

2 Background and Related Work

2.1 Differential Privacy

A database D is a set of attributes with values drawn from a universe U . A tuple is an instance in the database, which is a collection of values of a set of attributes $A = A_1, A_2, \dots, A_m$, where m is the number of attributes in D . A tuple corresponds to an individual, who requires his privacy to be maintained. An individual may contribute to more than one tuple.

A mechanism $M : D \rightarrow \text{Range}(M)$ maps a database D to a certain distribution of values $\text{Range}(M)$ (e.g. to a vector of real numbers). A privacy mechanism M can be either unbounded or bounded ϵ -differentially private (ϵ -DP). An unbounded ϵ -DP mechanism makes it hard to distinguish two databases that differ in *presence* of one tuple [5]. On the other hand, a bounded ϵ -DP mechanism makes it hard to distinguish two databases that differ in *value* of one tuple.

Definition 1 (Unbounded ϵ -differentially private mechanism [5]). A mechanism M is said to be ϵ -differentially private if, for all the data sets D_1 and D_2 differing at most on one item, and all $S \subseteq \text{Range}(M)$, we have $\Pr[M(D_1) \in S] \leq \exp(\epsilon) \times \Pr[M(D_2) \in S]$.

Definition 2 (Bounded ϵ -differentially private mechanism [6]). A mechanism M is said to be ϵ -differentially private if, for all the data sets D_1 and D_2 differing at most on the value of one item, and all $S \subseteq \text{Range}(M)$, we have $\Pr[M(D_1) \in S] \leq \exp(\epsilon) \times \Pr[M(D_2) \in S]$.

In some cases, it is desired to apply differential privacy to only values of a certain attribute A , e.g., the attribute timestamp in Table 1. In such a case, we apply differential privacy to D_1 and D_2 with respect to the attribute A , i.e., D_1 and D_2 differ only on a value of A in a single tuple. Moreover, we want to take into account the particular *amount of change* in attribute A .

Definition 3 (Bounded ϵ -differentially private mechanism w.r.t attribute). A mechanism M satisfies ϵ -differential privacy if all the data sets D_1 and D_2 differing at most on the value of one attribute A for one tuple in D_1 and D_2 , and all $S \subseteq \text{Range}(M)$, we have $\Pr[M(D_1) \in S] \leq \exp(\epsilon \cdot |D_1.A - D_2.A|) \times \Pr[M(D_2) \in S]$.

The ϵ -differential privacy restricts the ability to single out an individual (Def. 1 and 2) or to disclose an individual's private attribute (Def. 3).

We consider an interactive mechanism [5], where a user submits a query function f to the database and receives a noisified result. Formally, there is a mechanism M_f that computes f and injects noise into the result. The quantification of the injected noise depends on the *sensitivity* of f , which quantifies how much change in the input of f affects change in the output of f .

Definition 4 (Global Sensitivity). Let $f : D \rightarrow \mathbb{R}^d$.

- Global sensitivity w.r.t. presence of a tuple is $\Delta f = \max_{D_1, D_2} |f(D_1) - f(D_2)|$;
- Global sensitivity w.r.t. attribute A is $\Delta^A f = \max_{D_1, D_2} \frac{|f(D_1) - f(D_2)|}{|D_1.A - D_2.A|}$;

where max is computed over all databases D_1, D_2 differing in one item at most.

Given the database D , and the query function f , a randomized mechanism M_f returns a noisified output $f(D) + Y$, where Y is a noise value drawn randomly from a certain distribution. E.g. we can draw values from a Laplace distribution $Lap(\lambda, \mu)$, which has probability density function $\frac{1}{2\lambda} \exp(-\frac{|x-\mu|}{\lambda})$, where λ is a scale factor, and μ is the mean. It is known [7] that, for real-valued f , if we set $\mu = 0$, for $\lambda = \frac{\Delta f}{\epsilon}$ we obtain an ϵ -DP mechanism w.r.t. row presence (Def. 1), and for $\lambda = \frac{\Delta^A f}{\epsilon}$, we obtain an ϵ -DP mechanism w.r.t. attribute A (Def. 3).

The privacy parameter ϵ ranges from 0 to ∞ , and the exact level of privacy that we actually need depends on the distribution of the data. This brings us to the question how much ϵ is enough [14]? Laud et al. [13] propose a framework to quantify ϵ from a probability value called the *guessing advantage*, which is the increase in the probability that an adversary reveals the value, after the disclosure of the data. In this paper, we adopt the work by Laud et al. [13] in order to provide an interpretable quantification of ϵ , with the assumption that an adversary has background knowledge about all the other instances.

2.2 Privacy-Preserving Process Mining

The use of PETs for privacy-preserving process mining has been considered in previous studies. PRETSA [10] and TLKC [18] propose k-anonymity mechanisms to anonymize event logs. Batista & Solanas [2] present an alternative approach using a privacy mechanism similar to k-anonymity but grouping individuals based on activity distribution rather than case variants. These studies do not fulfill **R1** because the case variants in the anonymized log are different from the original log, due to the suppression of cases or events within cases. For example, in one of the examples in [18], TLKC suppressed 87% of the activities in the output. Furthermore, k-anonymity does not fully protect against PSO attacks [3].

Other studies adopt differential privacy. Mannhardt et al. [16] define a differential privacy mechanism to anonymize two types of queries: the query “frequencies of directly-follows relations” and “frequencies of trace variants”. This latter proposal does not consider event logs with timestamps. Fahrenkrog-Petersen et al. [11] extend this approach to handle timestamps. These two studies do not address the problem stated in Section 1 because they do not allow us to bound the guessing advantage to a certain threshold. Instead, the user has to provide an ϵ value as an input. Furthermore, these approaches do not fulfill **R1**, as the set of case variants represented in the output is different from that in input.

Other related work of privacy-preserving process mining is orthogonal to our research. Nuñez von Voigt et al. [20] propose a risk quantification method based on individual uniqueness. Meanwhile, Rafiei et al. [17] propose quantification metrics of both utility and disclosure risk. Furthermore, other studies addressed the problem of secure processing of distributed event logs [8,9].

3 Differentially Private Event Log

In this section, we define the notion of event log and its representations. We then define a notion of differentially private event log, and we present the attack model and the risk quantification approach used in our proposal.

3.1 Event Log Representation

The events that happen inside an information system of an organization are stored as an event log. The basic event log contains a unique identifier for every case, case ID, activity label, and the timestamp at which each activity has been executed. An event log can contain extra attributes, e.g. resources. In this paper, we consider the anonymization of an event log that contains only the attributes: case ID, activity label, and timestamp.

Below we formalize the notion of event log, trace, and case variant used in the rest of the paper.

Definition 5 (Events, Traces, Event Logs). *An event log $L = \{e_1, e_2, \dots, e_n\}$ is a set of events $e = (i, a, ts)$, each capturing an execution of an activity $a \in A$, at timestamp $ts \in T$, as part of a case $i \in I$. A trace $t = \langle e_1, e_2, \dots, e_m \rangle$ is a set of events that are ordered by their timestamps to represent a single execution of the process. All events from the same trace have the same identifier i . An event log L is a set of traces t_1, t_2, \dots, t_k .*

Definition 6 (Case Variants). *An event log L can be partitioned into a finite set of distinct execution of traces called case variants v_1, v_2, \dots, v_n such that $\exists a$ such that $\forall t_i, t_j \in v_k \wedge v_i.a = v_j.a$, where a is the activity label.*

One lossless representation of event log is the *Deterministic Acyclic Finite State Automata* (DAFSA) [19]. A DAFSA is a representation of all the execution of traces. Among existing representations of the event log (e.g., a prefix tree), DAFSA stands out because it provides prefix and suffix compression. Reissner et al. [19] present an efficient algorithm for constructing a DAFSA from an event log. The complexity of their algorithm is $O(|A| \cdot \log(n))$, where A is the distinct set of activity labels, and n is the number of states. The DAFSA representation of Table 1 event log is shown in Figure 1.

Definition 7 (DAFSA [19]). *Let V be a finite non-empty set of activity labels. A DAFSA is an acyclic and deterministic directed graph $D = (S, s_0, A, S_f)$, where S is a finite set of states, $s_0 \in S$ is the initial state, with a set of arcs $A \subset S \times V \times S$, and a set of final states S_f .*

Cases that go through the same DAFSA state share the same or overlapping set of prefixes and suffixes of activities. In this paper, we employ DAFSA states and transitions as a way of grouping similar behavior, within the cases of an event log. In order to relate such grouping to the cases of the event log, we annotate the event log with the DAFSA transitions and states.

Table 2: DAFSA Transitions Contingency Table

Source State	Activity	Target State	Count
s_0	A	s_5	3
s_5	B	s_2	3
s_2	C	s_3	5
s_0	D	s_4	2
s_4	A	s_5	2
s_5	E	s_2	2

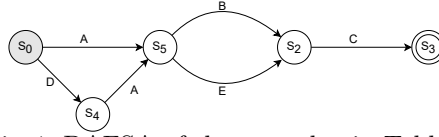


Fig. 1: DAFSA of the event log in Table 1

Definition 8 (State Annotated Event Log). A state annotated event log $L_s = \{r_1, r_2, \dots, r_n\}$ is a set of entries $r = (i, a, ts, s_i, s_e)$, each links an event $e = (i, a, ts) \in L$, where L is the event log, to the DAFSA transition $t = (s_i, a, s_e)$ that represents the occurrence of that event, where t starts from s_i , ends at s_e , and labeled with the same activity a .

The state annotated event log links every event in the event log, based on its prefix, suffix, and activity label, to the DAFSA transition. Every event is labeled by the source state and target state of the DAFSA transition. Table 1 (columns source state and target state) shows the state annotated event log, which is annotated using the DAFSA in Figure 1.

3.2 Privacy Mechanism

Given Definition 8, cases with the same or overlapping prefixes and suffixes overlap in their states. In other words, common activities with common prefixes and suffixes will have the same activity label, source, and target state. To mitigate singling out an individual by their prefixes and/or suffixes, we quantify the risk and anonymize this shared behavior using the state annotated event log.

To study the histogram distribution of the common prefixes and suffixes between traces of an event log, we construct the *DAFSA transition contingency table*. A contingency table is a histogram of the frequency of group occurrences.

Definition 9 (DAFSA Transitions Contingency Table). A DAFSA transition contingency table C is the histogram of frequencies for each transition $t = (s_i, a, s_e)$ of the DAFSA D , where s_i is the source state, a is the activity label, and s_e is the target state of t .

Table 2 shows the DAFSA transitions contingency table. These frequencies are usually called marginals. The marginals contain the correlations counts of the same and overlapping sets of prefixes and/or suffixes of the DAFSA. To prevent singling out that an individual has been through an activity, using the prefix and/or the suffix set of activities, we need to anonymize these marginals. The anonymization of the marginals can be directly mapped to the privacy-preserving OLAP (Online Analytical Processing) [1].

Definition 10 (differentially private DAFSA Transitions Contingency Table). Let f be a query function that computes a DAFSA transitions contingency table that has a set of transitions $t = (s_i, a, s_e)$ and a count cell c_i for each transition. Let M_f be an unbounded ϵ -differentially private mechanism (by Definition 1) that injects noise into the result of f . A differentially private DAFSA transitions contingency table is defined as $M(C) := \{(t_1, M_f(c_1)), (t_2, M_f(c_2)), \dots, (t_n, M_f(c_n))\}$, where n is the number of transitions.

Our final goal is not to anonymize a DAFSA, but an *event log*. With the assumption that case identifiers have been pseudonymized, and the activity labels are public, we need a mechanism M that anonymizes two properties of an event log: the activity timestamp, and the set of prefixes and suffixes of activity. For the first property, we can release the time by applying a mechanism that is bounded ϵ -DP w.r.t. timestamp attribute (Def. 3). For the second property, we need a mechanism that makes the contingency table ϵ -DP (Def. 10).

Definition 11 (differentially private Event Log). Let L be an event log as defined in Def. 5. We say that a log $M(L)$ is ϵ -differentially private if:

1. it is ϵ -differentially private w.r.t. timestamp (according to Def. 3);
2. its lossless representation is ϵ -differentially private (according to Def. 10);

The mechanism M_f of Def. 10 operates on counts, and cannot be applied to an event log directly. We need to translate the noise injection of the contingency table to the event log. Kifer et al. [12] study the anonymization of contingency tables. They present the notion of *move* as a way of anonymizing the marginals of contingency tables. A move is a process that adds or deletes a tuple from the contingency table. Li et al. [15] show that combining differential privacy mechanisms with random sampling supports the privacy guarantees. In order to fulfill the requirement **R1**, we define *oversampling* as increasing a count (positive move) in the contingency table by replicating a random tuple in the event log.

Definition 12 (Oversample). Given a contingency table C_i , an oversample O is a transformation that adds tuples to C_i , producing a contingency table $C_j = O(C_i)$, with an increase of only one count cell by 1.

Our idea is to define a mechanism M which oversamples tuples of an event log L in such a way that, if we computed contingency table of $M(L)$, it would be ϵ -DP. We must be careful that $M(L)$ does not leak anything that the contingency table would not leak. For example, if we keep timestamps unchanged, it suffices to remove the tuples with repeating timestamps to get rid of duplicates, so we need to make the times ϵ -DP as well. Since duplicated timestamps are correlated, we have to divide the ϵ values of the time queries of the replicated cases by their oversampling ratio. The particular implementation of the oversample algorithm is explained in detail in Section 4.2. The ϵ quantification is explained in Section 3.3, and the ϵ estimation using DAFSA is presented in Section 4.1. Furthermore, we provide proofs of privacy and further explanation in the supplementary material⁵.

⁵ <http://doi.org/10.5281/zenodo.4609971>

3.3 Risk Quantification and Attack Model

Given Definition 11, we seek to quantify the value of ϵ in order to publish a differentially private event log. We consider a scenario where an organization shares their event log with an analyst who should not be able to infer individual's information. The data analyst has background knowledge about all the individuals in the event log except for one individual for whom the analyst is trying to guess private information. Specifically, we consider the case where an attacker (the analyst in our case) uses the event log to single out an individual. The attacker has a goal $h(L)$ that captures the information of his interest in an event log L . In particular, we consider the following attacker's goals:

- h_1 : Has the individual been through a particular subtrace (prefix or suffix)? The output is a bit with a value $\in \{0, 1\}$ that represents yes or no.
- h_2 : What is the execution time of a particular activity that been executed for the individual? The output is a real value to be guessed with precision.

In the light of the above definitions, we use an ϵ -differential privacy mechanism to mitigate the above attacker's goals. In order to quantify the privacy parameter ϵ , we adopt the guessing advantage framework [13]. The framework quantifies the risk attached with publishing the data as the difference between two probabilities, the prior and the posterior guessing probability.

Even without publishing the event log, an attacker can divine his knowledge to guess information about a specific individual. The guess is considered successful if it falls within a range of values H_p , which is the actual value \pm a precision.

Definition 13 (Prior Guessing Probability). *An attacker's prior guessing probability is defined as $P := \Pr[h(G) \in H_p]$*

A guessing precision p is a percentage value representing the range of a successful guess H_p . For example, if the true value is 0.5 and $p = 0.2$, the guessed value is considered successful if it falls within range $H_p = [0.3..0.7]$. In our method, we pre-process the log to normalize the range of values (relative timestamps) to be between 0 and 1 and the precision is interpreted within this $[0..1]$ range.

The guessing advantage is defined as the difference between the posterior probability (after publishing $M(L)$) and the prior probability (before publishing $M(L)$) of an attacker making a successful guess in H_p . Let δ be the maximum allowed guessing advantage, stated by the event log publisher.

Definition 14 (Guessing Advantage). *Attacker's advantage in achieving the goal h with precision p is at most δ if, for any published event log L' ,*

$$\Pr[h(L) \in H_p \mid M(L) = L'] - \Pr[h(L) \in H_p] \leq \delta.$$

Laud et al. [13] quantify the privacy parameter ϵ , of an instance k , from the guessing advantage maximum allowance δ as:

$$\epsilon_k = \frac{-\ln\left(\frac{P_k}{1-P_k}\left(\frac{1}{\delta+P_k} - 1\right)\right)}{r}, \quad (1)$$

where r is the maximum value in the range ($r = 1$ after the normalization of values), and P_k is the prior guessing probability for instance k , estimated as

$$P_k = CDF(t_k + p \cdot r) - CDF(t_k - p \cdot r) , \quad (2)$$

where t_k is the value of a particular instance, and p is the precision. For frequency queries (i.e. histogram distribution queries), which does not have a probability distribution of input values, we can compute the worst-case scenario P_k , which minimizes ϵ in Eq. 1 (and hence maximizes the amount of noise) as

$$P_k = \frac{1 - \delta}{2} \text{ for all } k . \quad (3)$$

4 Computing Differentially Private Event Logs

Given the above definitions, this section translates the guessing advantage parameter δ , into an algorithm that anonymizes the event log. Figure 2 outlines the main steps of the proposed approach. First, we build the DAFSA state annotated event log as mentioned in Section 3.1. We use the algorithm proposed by Reissner et al. [19] to build the DAFSA. Second, we calculate the ϵ values needed by the approach. Finally, we use the calculated ϵ values to perform oversampling of cases and time noise injection to the event log. Below we describe the steps in detail.

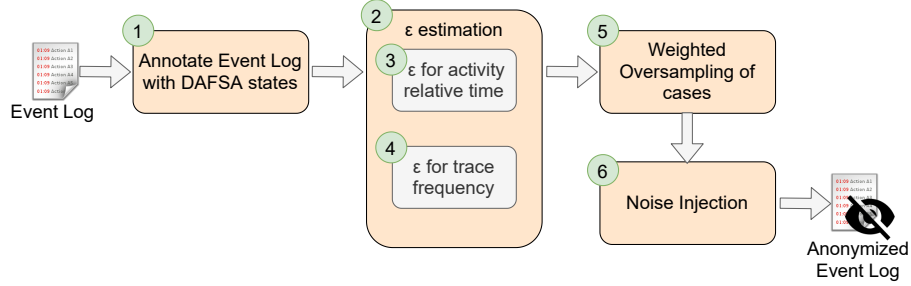


Fig. 2: Approach

4.1 ϵ Estimation

Given the DAFSA annotated event log, we group the common behavior in traces by the DAFSA transitions. This grouping has two outputs: a distribution of execution time of activity instances that goes through the same DAFSA transitions, and the DAFSA transitions contingency table. The time attribute of a case is composed of two components: the start time of the case and the relative execution time of every activity in the case (a time difference between its execution timestamp and the start timestamp of the case) in a time unit.

To calculate ϵ for the distribution of execution time instances, grouped by a DAFSA, we use Eq. 2 and 1. In other words, we use different ϵ values for every event in the event log. We normalize the input values to become in the range $[0, 1]$ for an interpretable precision as mentioned in Section 3.3.

On the other hand, the DAFSA transition contingency table contains a frequency histogram of the common behavior. To calculate ϵ value for the marginals, we use Eq. 3 and 1. The ϵ of all the DAFSA transitions of the contingency table is the same, but the noise is drawn for every transition independently.

4.2 Weighted Oversampling of Cases

Given the above calculated ϵ for the contingency table, we draw a random noise value for every transition from the Laplace distribution $Lap(\Delta f/\epsilon)$. Adding/removing a prefix/suffix of a case to the event log affects a single frequency count by 1, so $\Delta f = 1$. We take the absolute value of the noise, to fulfill the requirement **R1**. The noise represents the added values to the marginal frequencies up to δ . In other words, it captures the number of instances that are needed to be injected into the event logs. We inject instances using oversampling over DAFSA transitions as defined in Def. 12.

We note that taking the absolute value changes privacy guarantees of the mechanism, and the attacker is able to break Def. 1 if the sampled noise falls into the interval $[0, \Delta f]$. We can analyze Laplace distribution to see that it happens with probability $1 - \exp(-\epsilon/\Delta f)$. This additional risk is included into δ . We present further proofs of privacy in the supplementary material.

Algorithm 1: Oversampling Algorithm

```

1.   Input: Event Log,  $\epsilon$ , DAFSA
2.   Output: Differentially Private Event Log
3.   DafsaLookup = Build DAFSA transitions to trace variant lookup ;
4.   noise= $|z|$ , where  $z$  is sampled from  $Lap(\Delta f/\epsilon)$  ;
5.   cnt = count(DafsaLookup.addedNoise < DafsaLookup.neededNoise) ;
6.   while cnt > 0 do
7.       selectedTransition = pick a random transition(DafsaLookup.neededNoise <
           DafsaLookup.neededNoise) ;
8.       pickedTraces = pick random traces(selectedTransition.size= neededNoise) ;
9.       foreach  $t \in$  pickedTraces do
10.          DafsaLookup[t].addedNoise ++ ;
11.          replicate a random case from the log with a traces variant = t ;
12.       end
13.       cnt = count(DafsaLookup.addedNoise < DafsaLookup.neededNoise);
14. end

```

Algorithm 1 presents the steps we perform in order to oversample traces. First, we construct a DAFSA transition to trace variant lookup (line 3). Second, we draw a random noise from the Laplace distribution $Lap(\Delta f/\epsilon)$ (line 4). After that, we count the DAFSA transitions that need noise injection and their needed noise (lines 5 and 6). We choose a random transition that needs noise (with sampling weights of their occurrence frequency) (line 7). Then, we randomly choose a case variant that goes through the chosen transition (with sampling weights of their number of instances) (line 8). We replicate the chosen case variant by a number of times that equals the needed noise (lines 9-11). For every replication, we chose a random case variant instance from the event log to be replicated. We update the DAFSA lookup with the injected noise (line 10). We repeat this process until all the transitions have the minimum required noise. We generate new case IDs for the replicated cases. Also, we keep ϵ values of the time attribute the same as the original cases to draw noise as will be explained next.

4.3 Noise Injection

At this step, we have the DAFSA annotated event log, with the oversampled case instances and an ϵ value of each event. We divide the ϵ value of the replicated cases by the number of replications, as oversampling is considered as repeating the same query more than once [7]. Then, for every activity instance, we draw a random noise from the Laplace distribution $Lap(\Delta f/\epsilon)$ to anonymize the relative time. After that, we transform the amount of noise from the normalized range $([0, 1])$ to the original range. Finally, we add the time noise to the original execution relative time.

After the noise injection, we transform the relative execution time of activities in each case to timestamps. By the end of this step, the event log is anonymized by ϵ values calculated for the input maximum guessing advantage δ .

5 Evaluation

We evaluate the proposed method by studying the effect of its parameters: guessing advantage threshold δ and precision p , on the anonymized event logs. We measure both the time dilation and the oversampling ratio. In other words, we study the following research questions:

- Q1** What is the effect of choosing a privacy level δ on the time dilation of the anonymized event log?
- Q2** What is the effect of choosing a privacy level δ on the case variant distribution of the anonymized event log?

Accuracy Measure. We measure the time dilation by comparing the anonymized logs with the original event log as ground truth, we use the *symmetric mean absolute percentage error* (SMAPE). SMAPE is the absolute difference between true value t_i and the anonymized value a_i divided by the sum of the absolute values of t_i and a_i . $SMAPE = \frac{1}{n} \sum_{i=1}^n \frac{|t_i - a_i|}{|t_i| + |a_i|}$, where n is the number of events in the event log. We measure the effect on case variant distribution by measuring the *oversampling ratio*. To calculate the oversampling ratio, we divide the number of cases in the anonymized event log m_a by the number of cases in the original event log m . $oversampling\ ratio = \frac{m_a}{m}$. We use 14 real-life event logs to study the method’s parameters. The anonymized event logs are available in the supplementary material.

Event log Selection. For our experiment, we use the real-life event logs publicly available at 4TU Centre for Research Data⁶ as of February 2021. The considered event log files, their characteristics and descriptive statistics are available in the supplementary material. The selected logs contain the process execution of different domains, e.g. government and healthcare. From the set of available logs, we excluded the event logs that are not business processes (“Apache Commons Crypto 1.0.0”, “Logdata of interactions with three interfaces”, “BPIC 2016” logs, “JUnit 4.12”, “Activities of daily living of several individuals”, “NASA

⁶ <https://data.4tu.nl/>

CEV”, “Statechart workbench & Alignment”). Also, we exclude the set of event logs “coSeLog WABO” as they are the a pre-preprocessed version of BPI challenge 15. Finally, we select a single event log for each set of logs in BPI challenges 2013, 2014, 2015, 2016, 2017, 2020.

Running Environment. We implement the proposed model as part of a prototype, namely Amun⁷. We use python 3.8.5 and PM4PY⁸ for parsing the XES files. To perform the experiment, we use a single machine with AMD Opteron(TM) Processor 6276 and 32GB memory. Also, in our experiment, we consider only the end timestamp to calculate the relative time of an event for simplicity, and the same approach is still valid to apply differential privacy.

In the following experiment, we keep the precision parameter $p = 0.1$. We measure the activity execution time in hours, in a practical application, the user decides the time unit. We run the experiments 10 times and report the averages. The supplementary material contains an experiment for different values of p .

Table 3: SMAPE dilation, Oversampling Ratio, and Runtime experiments

Exp. Typ	δ	BPIC12	BPIC13	BPIC14	BPIC15	BPIC17	BPIC18	BPIC19	BPIC20	CCC19	CreditReq	Hospital	Sepsis	Traffic	Urine.
SMAPE	0.1	72.5	74.7	62.4	63.2	74.5	64.7	58.7	70.0	47.5	62.6	37.0	70.2	57.9	55.2
	0.2	67.7	70.4	59.5	60.6	69.9	61.8	52.7	66.4	46.3	62.6	36.6	66.4	57.8	51.8
	0.3	64.2	67.6	57.1	58.2	67.1	59.3	48.2	64.3	43.8	62.6	36.2	63.2	57.8	50.9
	0.4	61.3	65.5	55.1	56.2	64.9	57.3	44.5	62.7	44.2	62.6	35.8	60.6	57.8	50.1
	0.5	59.1	63.9	54.0	56.1	63.1	56.2	41.4	61.4	45.0	62.6	35.7	59.4	57.8	49.9
Oversample R	0.1	2.5	1.9	3.8	13.9	1.6	7.1	1.2	2.0	14.7	1.0	14.4	5.2	1.0	1.1
	0.2	1.8	1.5	2.5	7.6	1.4	4.1	1.1	1.5	8.0	1.0	7.7	3.2	1.0	1.1
	0.3	1.6	1.3	2.1	5.4	1.3	3.2	1.1	1.4	5.7	1.0	5.5	2.6	1.0	1.0
	0.4	1.5	1.3	1.9	4.3	1.2	2.6	1.1	1.3	4.4	1.0	4.4	2.3	1.0	1.0
	0.5	1.4	1.2	1.7	3.7	1.2	2.3	1.1	1.3	3.9	1.0	3.6	2.1	1.0	1.0
Time	0.2	12.5	3.9	101.4	8.4	17.4	542.5	87.5	4.1	0.1	1.2	34.1	1.9	8.2	0.2

Results. The results are shown in Table 3.⁹ In this table, the oversampling ratio represents the amount of replicated cases in order to prevent singling out cases using the set of prefixes and suffixes of an activity. The larger the oversampling ratio, the more replicated cases. As an example, The oversampling ratio for the event log CCC19 is very large, because every case follows a different case variant. Similarly, BPIC15 has 1199 cases and 1170 case variants, which results in a large oversampling ratio. While all the cases in the event log Credit Requirement follow the same case variant, that results in an oversampling ratio

⁷ <https://github.com/Elkoumy/amun>

⁸ <https://pm4py.fit.fraunhofer.de/>

⁹ The anonymized logs are available in the supplementary material with the estimated ϵ for every event and for every case variant. The characteristics and descriptive statistics of the selected event logs are included in the supplementary material.

almost equals 1. Likewise, the Road Traffic log has a small oversampling ratio because it contains 150,370 cases with only 231 case variants.

In our experiments, the reason for the large dilation, measured in percentage SMAPE is the existence of outliers in the event logs. For instance, the event log BPIC3 contains only one case with a case duration of 2.1 years, and another case duration equals to 1.3 years. This unique behavior causes the proposed approach to estimate smaller ϵ values in order to inject more noise to prevent case identification using their duration. Similarly, the event log Sepsis cases contains outliers. On the other hand, the histogram of case durations of the Hospital event log does not show outliers. The minimum number of cases with a case duration is 6. The same case with Unrineweginfectie and BPIC19 event logs. Furthermore, as per the definition of Differential Privacy, we divide the ϵ value by the number of replication. That results in a smaller value for ϵ , which means more noise. For instance, the Sepsis cases event log has a large SMAPE percentage, that is because the ϵ values are divided by the oversampling ratio of the replicated case, which results in larger noise.

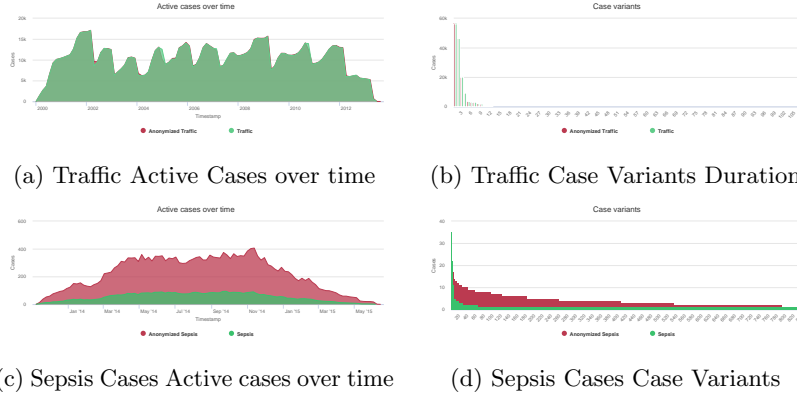


Fig. 3: Variant Analysis comparison between Traffic and Sepsis event logs and their anonymized versions, with $\delta = 0.2$. The case variants are zoomed by 50%.

The variant analysis of both the Traffic and Sepsis cases event logs, and their anonymized version, with $\delta = 0.2$ is shown in Figure 3. As reported in Table 3, the oversampling ratio of the Traffic event log is almost 1, and hence the active cases over time of both the Traffic event log and its anonymized version are almost the same. However, there are time shifts due to the noise injected into the event execution time. Figure 3a shows the case variant over time, and Figure 3b shows the frequency of case variants. On the other hand, the Sepsis cases has a large sampling ratio, hence the anonymized version has larger the active cases over time. Figure 3c shows the amplification that happened to active cases over time, and Figure 3d shows the oversampling over case variants.

We conduct a wall-to-wall run time experiment to assess the efficiency of the method. We measure the time between reading the input XES file, and the generation of its anonymized version. The results are reported at the bottom of

Table 3, and the values are in minutes. The run time grows with the growth of the case variant (as it contains more DAFSA transition groups), and oversampling ratio (as it needs more oversampling iterations).

We acknowledge that the above observations are based on a limited population of logs (14). However, these logs were selected out of a broader population of close to 50 real-life logs based on justified selection criteria.

6 Conclusion and Future Work

This paper proposed a concept of differentially private event log and a mechanism to compute such logs. A differentially private event log limits the increase in the probability that an attacker may single out an individual based on the prefixes or suffixes of the traces in the log and the timestamps of each event.

A limitation of the proposed method is that it anonymizes the relative time of each event with respect to the start of the case, but it does not anonymize the start times of the cases. We plan to address this limitation by applying methods for differentially private disclosure of time series. A second limitation is that the input log is assumed to have only three columns: case ID, activity label, and timestamp. Real-world event logs usually contain other columns, e.g. resources. To address this limitation, we need to extend the approach used to represent event logs, e.g. via multi-dimensional data structures as opposed to DAFSAs.

The proposed method introduces high levels of noise in the presence of unique traces or temporal outliers. To address this limitation, we plan to investigate an approach where high-risk traces are suppressed so that the amount of noise that needs to be injected to the remaining traces is lower. While suppression can greatly reduce the required level of noise, it breaks the property that the differentially private log has the same case variants as the original one. To mitigate this drawback, we will seek to define an approach to minimize the number of case variants that need to be suppressed given a desired level of guessing advantage.

Acknowledgments Work funded by European Research Council (PIX project).

References

1. Barak, B., Chaudhuri, K., Dwork, C., Kale, S., McSherry, F., Talwar, K.: Privacy, accuracy, and consistency too: a holistic solution to contingency table release. In: Proceedings of ACM SIGACT-SIGMOD-SIGART Symposium on Principles of Database Systems. pp. 273–282 (2007)
2. Batista, E., Solanas, A.: A uniformization-based approach to preserve individuals’ privacy during process mining analyses. *Peer-to-Peer Networking and Applications* pp. 1–20 (2021)
3. Cohen, A., Nissim, K.: Towards formalizing the gdpr’s notion of singling out. *Proceedings of the National Academy of Sciences* **117**(15), 8344–8352 (2020)
4. Dumas, M., Rosa, M.L., Mendling, J., Reijers, H.A.: *Fundamentals of Business Process Management*, Second Edition. Springer (2018)

5. Dwork, C.: Differential privacy: A survey of results. In: International conference on theory and applications of models of computation. pp. 1–19. Springer (2008)
6. Dwork, C., McSherry, F., Nissim, K., Smith, A.: Calibrating noise to sensitivity in private data analysis. In: Theory of cryptography conference. pp. 265–284. Springer (2006)
7. Dwork, C., Roth, A., et al.: The algorithmic foundations of differential privacy. *Foundations and Trends in Theoretical Computer Science* **9**(3-4), 211–407 (2014)
8. Elkoumy, G., Fahrenkrog-Petersen, S.A., Dumas, M., Laud, P., Pankova, A., Weidlich, M.: Secure multi-party computation for inter-organizational process mining. In: Enterprise, Business-Process and Information Systems Modeling - International Conference, BPMDS, EMMSAD , Held at CAiSE , Proceedings, pp. 166–181. Springer (2020)
9. Elkoumy, G., Fahrenkrog-Petersen, S.A., Dumas, M., Laud, P., Pankova, A., Weidlich, M.: Shareprom: A tool for privacy-preserving inter-organizational process mining. In: Proceedings of the Best Dissertation Award, Doctoral Consortium, and Demonstration & Resources Track at the 18th International Conference on Business Process Management (BPM). vol. 2673, pp. 72–76 (2020)
10. Fahrenkrog-Petersen, S.A., van der Aa, H., Weidlich, M.: Pretsa: event log sanitization for privacy-aware process discovery. In: International Conference on Process Mining (ICPM). pp. 1–8. IEEE (2019)
11. Fahrenkrog-Petersen, S.A., van der Aa, H., Weidlich, M.: Pripel: Privacy-preserving event log publishing including contextual information. In: International Conference on Business Process Management. pp. 111–128. Springer (2020)
12. Kifer, D., Machanavajjhala, A.: No free lunch in data privacy. In: Proceedings of the ACM SIGMOD International Conference on Management of data. pp. 193–204 (2011)
13. Laud, P., Pankova, A., Pettai, M.: A framework of metrics for differential privacy from local sensitivity. *PoPETs* (2), 175–208 (2020)
14. Lee, J., Clifton, C.: How much is enough? choosing ϵ for differential privacy. In: International Conference on Information Security. pp. 325–340. Springer (2011)
15. Li, N., Qardaji, W., Su, D.: On sampling, anonymization, and differential privacy or, k-anonymization meets differential privacy. In: Symposium on Information, Computer and Communications Security, ASIACCS. pp. 32–33 (2012)
16. Mannhardt, F., Koschmider, A., Baracaldo, N., Weidlich, M., Michael, J.: Privacy-preserving process mining. *Business & Information Systems Engineering* **61**(5), 595–614 (2019)
17. Rafiei, M., van der Aalst, W.M.: Towards quantifying privacy in process mining. arXiv preprint arXiv:2012.12031 (2020)
18. Rafiei, M., Wagner, M., van der Aalst, W.M.: Tlkc-privacy model for process mining. In: International Conference on Research Challenges in Information Science. pp. 398–416. Springer (2020)
19. Reißner, D., Conforti, R., Dumas, M., La Rosa, M., Armas-Cervantes, A.: Scalable conformance checking of business processes. In: On the Move to Meaningful Internet Systems. OTM Conferences - Confederated International Conferences: CoopIS, C&TC, and ODBASE. pp. 607–627. Springer (2017)
20. von Voigt, S.N., Fahrenkrog-Petersen, S.A., Janssen, D., Koschmider, A., Tschorsch, F., Mannhardt, F., Landsiedel, O., Weidlich, M.: Quantifying the re-identification risk of event logs for process mining. In: International Conference on Advanced Information Systems Engineering Conference (CAiSE) , Proceedings. vol. 12127, pp. 252–267. Springer (2020)