

# Panconnectivity Algorithm for Eisenstein-Jacobi Networks

Mohammad Awadh<sup>1</sup> and Zaid Hussain<sup>1</sup>

<sup>1</sup>Computer Science Department, Kuwait University, Kuwait

**Abstract**—Eisenstein-Jacobi (EJ) networks were proposed in [14] as an efficient interconnection network topology for parallel and distributed systems. They are based on Eisenstein-Jacobi integers modulo  $a = a + bp$ , where  $0 \leq a \leq b$ , and they are 6-regular symmetric networks and considered as a generalization of hexagonal networks. Most of the interconnection networks are modeled as graphs where the applications and functions of graph theory could be applied to. The cycles in a graph are one type of communications in interconnection networks that are considered as a factor to measure the efficiency and reliability of the networks' topology. The network is said to be panconnected if there are cycles of length  $l$  for all  $l = D(u, v), D(u, v) + 1, D(u, v) + 2, \dots, n - 1$  where  $D(u, v)$  is the shortest distance between nodes  $u$  and  $v$  in a given network. In this paper, we investigate the panconnectivity problem in Eisenstein-Jacobi networks. The proposed algorithm constructs and proves the panconnectivity of a given Eisenstein-Jacobi network and its complexity is  $O(n^4)$ . Simulation results are given to support the correctness of this work.

**Keywords:** Interconnection network; parallel computing; Eisenstein-Jacobi networks; panconnectivity; pancyclic; Hamiltonian cycle.

## 1. Introduction

In parallel computing, the computation and communication are carried over large number of machines, where these machines are arranged in a certain order and interconnected together. This arrangement is called the topology of the network. The design of the topology of interconnection networks has a major impact on the efficiency in the parallel systems. There are variety of interconnection network topologies such as Hypercube [15], Generalized Hypercube [2],  $k$ -ary  $n$ -cube [7], Torus [8], Folded Torus, Connected Cubes Cycles [28], Twisted Cubes [34], WK-Recursive [9], Gaussian [14][22], and more.

Eisenstein-Jacobi (EJ) networks were proposed in [14] as an efficient interconnection topology. They are defined based on Eisenstein-Jacobi integers [17], which can be modeled on planar graphs. There are some advantages of these networks: (1) They are regular symmetric networks, (2) They are of degree six where each node has six neighbours, (3) They are a generalization of hexagonal networks developed earlier in [5] [10]. Hexagonal networks have many applications in the real world, for example, they are used in cellular networks [24], geographical mapping [33], and computer graphics [19].

In addition, the hexagonal torus has been developed in the University of Michigan in their HARTS project [32].

Interconnection networks have properties that affect their performance and costs such as the total number of nodes, the degree of each node, the diameter of the network, and the way where the nodes are connected together. The degree of a node is defined as the number of its connected links, and the diameter is known to be the shortest distance between two farthest nodes in the network.

The topology of an interconnection network is usually represented by a graph  $G(V, E)$  where  $V$  is the set of vertices and  $E$  is the set of edges. A path from node  $u$  to node  $v$  in a graph  $G$  is a sequence of edges connect the nodes between  $u$  and  $v$ . The validity of path embedding of the network can be illustrated by the panconnectivity of  $G$  [11][12][13][20] when an interconnection network is modeled by an undirected graph  $G$ . A graph is said to be panconnected if for every two nodes  $u$  and  $v$  in graph  $G$  there are paths of length  $l$  such that  $D(u, v) \leq l \leq n - 1$  where  $D(u, v)$  is the distance between  $u$  and  $v$  and  $n = |V|$  is the total number of nodes in  $G$ . In this paper, we study the panconnectivity problem in hexagonal networks, especially, Eisenstein-Jacobi networks.

The problem of determining the panconnectivity of an interconnection network receives more attention in [4][21][31][16][25][6][27][35], since it measures the reliability of the network and the suitability for an application where paths of various lengths are required. For instance, the solution of the problem can be formed as finding fault-free paths and cycles in the network with some faulty nodes or edges, which provides reliable routings in the network. Further, linear arrays and rings are two types of networks that have low communication cost, which are used in parallel and distributed systems by embedding them into other panconnected networks [18][26][30]. Since the hexagonal networks are special case of EJ network and have wide applications such as cellular and interconnection networks, this motivate us to investigate the problem in EJ networks.

Throughout this paper, we use network and graph, node and vertex, and link and edge interchangeably. The paper is structured as follows. Section 2 defines the terminologies and reviews the Eisenstein-Jacobi network and the panconnectivity with its family. The algorithm that shows the panconnectivity in Eisenstein-Jacobi network with its complexity is discussed in Section 3. In Section 4, the simulation results for obtaining the panconnectivity in Eisenstein-Jacobi network are illustrated. Finally, the work done in this paper is concluded in Section 5.

## 2. Background

This section reviews the general graph theory notations and terminologies used in this work. Further, it describes the pancyclic, the Hamiltonian connected, and the panconnectivity of a network. In addition, it reviews the topological properties of Eisenstein-Jacobi networks. Finally, it discusses the related work on panconnectivity for some interconnection networks.

### 2.1 General Notations and Terminologies

The set of integers is denoted by  $\mathbb{Z} = \{\dots, -3, -2, -1, 0, 1, 2, 3, \dots\}$ . A graph denoted  $G(V, E)$ , or *undirected graph*, consists of a set of *vertices* (nodes) denoted  $V$  and a set of *edges* (links) denoted  $E$ . A *directed graph* is similar to the undirected graph except that its edges are directed edges, called *arcs*. In undirected graph  $G$ , an edge between  $u$  and  $v$  can be represented as  $(u, v)$  or  $(v, u)$  where  $u, v \in V$ . Whereas, in a directed graph, an edge (arc) from  $u$  to  $v$  is represented as  $(u, v)$  and an edge (arc) from  $v$  to  $u$  is represented as  $(v, u)$ . That is,  $(u, v)$  is an outgoing arc from  $u$  and incoming to  $v$ . A *path* from  $u$  to  $v$  in graph  $G$  is a sequence of edges that connects the intermediate nodes between two end nodes,  $u$  and  $v$ , and it does not contain a cycle. A *cycle* in graph  $G$  is a path where it has at least one node visited twice. A *Euler path* is a path that crosses every edge in the graph  $G$  exactly once. Further, a Euler path that starts and ends at the same node is called a *Euler cycle*. In Euler path, it is possible to pass through a node more than once. A *Hamiltonian path* is a path that passes through all the nodes in the graph  $G$  exactly once. In addition, a Hamiltonian path that starts and ends at the same node is called a *Hamiltonian cycle*. Hence, when the Hamiltonian path ends at the starting node then we obtain a Hamiltonian cycle. Further, if there is a Hamiltonian path between every two nodes in the graph  $G$  then the graph  $G$  is called *Hamiltonian-connected*.

### 2.2 Pancyclic Graphs

Let  $G$  be a graph consisting of  $n$  nodes that models an interconnection network. Then,  $G$  is called *pancyclic* if it contains all possible cycles of length  $l$  where  $3 \leq l \leq n$  [3]. Since Hamiltonian graphs have a cycle of maximum possible length, then the pancyclic graphs are considered as a generalization of Hamiltonian graphs. There are two types of pancyclic graphs which are node-pancyclic and edge-pancyclic [29]. In the former, a graph  $G(V, E)$  with  $n$  nodes is said to be node-pancyclic if each node  $v \in V$  is contained in a cycle of length  $l$  where  $3 \leq l \leq n$ . Similarly, in the later, a graph is edge-pancyclic if each edge  $e \in E$  is in a cycle of length  $l$  for  $l = 3, 4, 5, \dots, n$ . The pancycles of lengths 3, 4, and 5 are demonstrated in Figures 1-3, respectively.

### 2.3 Panconnected Graphs

A graph  $G$  with  $n$  nodes is said to be *panconnected* if for all nodes  $u$  and  $v$  there are paths from  $u$  to  $v$  of length  $l$ ,

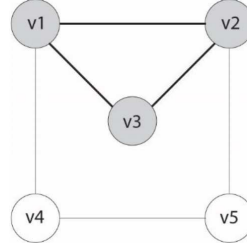


Fig. 1: Cycle of length 3.

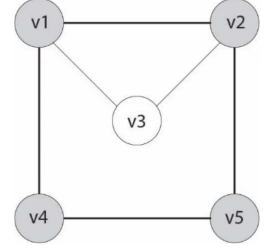


Fig. 2: Cycle of length 4.

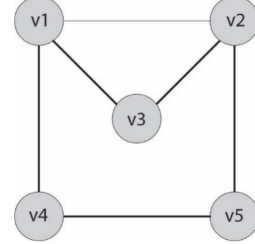


Fig. 3: Cycle of length 5.

for all  $l = D(u, v), D(u, v) + 1, D(u, v) + 2, \dots, n$ , where  $D(u, v)$  is the shortest distance between nodes  $u$  and  $v$ . The panconnectivity of graphs was proposed in [1]. A graph that is panconnected is also *pancyclic*. To illustrate, let  $s$  be the source node and  $d$  be the destination node in a given panconnected graph, such that  $s$  and  $d$  are adjacent. The set of panconnectivity paths  $P$  contains paths from the shortest path length between  $s$  and  $d$  to  $n - 1$ . For each path in  $P$  excluding the path of length 1, we connect the nodes  $d$  and  $s$  to form a cycle. Then, all the Pancycles will be obtained from length 3 to  $N$ . In addition, the Hamiltonian connected graphs are special case of panconnected graphs, i.e., panconnected graphs are a generalization of Hamiltonian connected graphs, which leads to the existence of a Hamiltonian path in the graph as illustrated in Figure 4 [4].

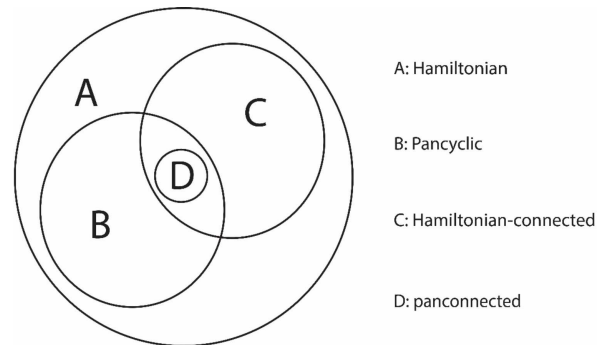


Fig. 4: Panconnectivity and its family.

### 2.4 Eisenstein-Jacobi Networks

The Eisenstein-Jacobi network has been introduced in [14][23] as an efficient topology for interconnection networks. This topology can be modeled on planar graphs. The

idea behind Eisenstein-Jacobi network is coming from the quotient ring based on the Eisenstein-Jacobi integers [17].

The Eisenstein-Jacobi integer is defined as  $\mathbb{Z}[\rho] = \{x + y\rho \mid x, y \in \mathbb{Z}\}$  where  $\rho = (1 + i\sqrt{3})/2$ ,  $i = \sqrt{-1}$ , and  $\rho^2 = -1 + \rho$ . The Eisenstein-Jacobi network is generated by  $0 \neq \alpha = a + b\rho \in \mathbb{Z}[\rho]$  such that  $0 \leq a \leq b$  and its graph is denoted as  $EJ_\alpha(V, E)$ , where  $V = \mathbb{Z}[\rho]_\alpha$  is the node set and  $E = \{(\beta, \gamma) \in V \times V \mid (\beta - \gamma) \equiv \pm 1, \pm\rho, \pm\rho^2 \pmod{\alpha}\}$  is the edge set. Eisenstein-Jacobi networks are symmetric 6-regular networks, i.e., the degree of each node is six. Their total number of nodes is  $N(\alpha) = a^2 + b^2 + ab$ , which is equal to the number of residue classes in Eisenstein-Jacobi integer modulo  $\alpha \neq 0$ , where each node is labelled as  $x + y\rho \pmod{\alpha}$ . The distance between two nodes  $\beta$  and  $\gamma$  is defined as:

$$D(\beta, \gamma) =$$

$$\min\{|x| + |y| + |x| \mid (\beta - \gamma) \equiv x + y\rho + z\rho^2 \pmod{\alpha}\}$$

When the distance is equal to  $\pm 1$ ,  $\pm\rho$ , or  $\pm\rho^2$  then the two nodes are said to be neighbours. The diameter of the network is computed as  $k = \lfloor (a + 2b)/3 \rfloor$ . The distribution of the nodes on the network shows the number of nodes at certain distance. Given  $t = (a + b)/2$  and a distance  $s$ , where  $s = 0, 1, 2, \dots, k$ , the number of nodes at distance  $s$  in  $EJ_\alpha$  is denoted as  $W(s)$  [14]. The following describes the distance distribution of the network.

$$W(s) = \begin{cases} 1 & \text{if } s = 0 \\ 6s & \text{if } 1 \leq s < t \\ 18(k - s) & \text{if } t < s < k \\ 2 & \text{if } b \equiv a \pmod{3} \text{ and } s = k \\ 0 & \text{if } s > k \\ N(\alpha) - R & \text{if } s = t \end{cases} \quad (1)$$

where  $R = \sum_{s=0, s \neq t}^m W(s)$ . Eisenstein-Jacobi network is called dense when  $b = a + 1$ , i.e., it has a maximum number of nodes for a given diameter. Figure 5 depicts the Eisenstein-Jacobi network generated by  $\alpha = 2 + 3\rho$ .

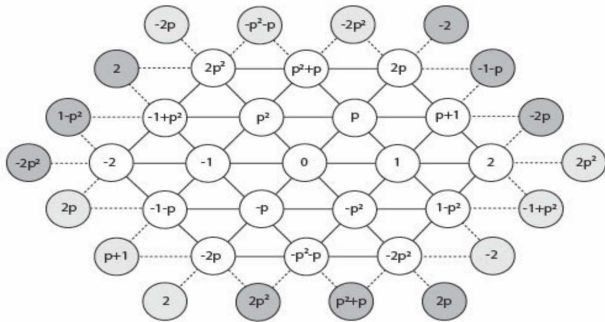


Fig. 5: EJ network generated by  $\alpha = 2 + 3\rho$ .

From Figure 5, it is obvious that we have two types of edges, regular and wraparound edges. The regular edges are the edges that connect two nodes within the network and represented by solid lines. Whereas, the wraparound edges

are the edges that connect two boundary nodes and they are illustrated by dotted lines. The wraparound edges are obtained by using the  $\pmod{\alpha}$  operation. Given a node  $u = x + y\rho + z\rho^2$ , a neighbour node can be obtained by the adding  $\pm 1$ ,  $\pm\rho$ , or  $\pm\rho^2$  to the node and then applying the  $\pmod{\alpha}$  operation. Nevertheless, there is another way to obtain the wraparound edges, which is the tiling. That is, EJ copies are tiled around the original network to obtain the wraparound edges having the original network in the center with the node 0 as its origin.

## 2.5 Shortest Path Algorithm

The shortest path algorithm is essential for the work presented in this paper. There are several algorithms for finding the shortest path in certain topological networks or ad-hoc networks. The algorithm used in this work is the Dynamic Source Routing Protocol (DSR), which is used in mobile ad-hoc networks. However, the DSR algorithm will run on a computational basis instead of communicational basis. The main reason for choosing the DSR algorithm is its complexity is low after embedding it in the proposed algorithm compared with other well-known shortest path algorithms like Dijkstra, Bellman Ford, Floy Warshall, ...etc. The DSR algorithm is adopted in the proposed algorithm in Section 3.2 and its complexity is measured in Section 3.4.

The DSR protocol starts by getting the source node ID, destination node ID, request ID, and a route record as arguments. The protocol starts by sending a route request from the source node to all its neighbours. Each node receiving the route request will check the information of the route request. First, this intermediate node will return the route record and adding its ID to it if its ID is equal to the destination ID. Second, the intermediate node will ignore the route request if the source ID and request ID are matching the previous request or if the node ID exists in the route record. Otherwise, the intermediate node rebroadcast the route request after adding itself to the route record. However, in the case of the computational algorithm and since the graph topology is previously known, then the algorithm will take the graph and its diameter instead of the request ID and the route record. Then, the DSR algorithm starts by sending a route request from the source node to its neighbours and iteratively repeat the steps for every node reached by sending the route request to its neighbours and marking each visited node with a flag. A node that has a visited flag will not be reached again. If the destination is reached, the path to the destination will be returned.

## 3. Panconnectivity Algorithm

### 3.1 Chain Algorithm

In perspective, the idea came from the connection between any two adjacent nodes and their common neighbours. In Eisenstein-Jacobi network, for each two adjacent nodes there are two common neighbours,  $cn1$  and  $cn2$ , as shown in Figure

6. Since the path from node  $s$  to node  $d$  is a sequence of adjacent nodes, each time the algorithm increases its length by one node or more by checking the first two adjacent nodes. If their common neighbours are not exist in the path, then the algorithm adds one of them to the path. On the other hand, if they exist in the path then the algorithm will pass over to the next two adjacent nodes in order to achieve the panconnectivity of the network. Finally, when the algorithm reaches the last two adjacent nodes in a path and there are no more common neighbors, then it means that this is the longest path in the network between  $s$  and  $d$ . Also, the length of the path is  $n$ , where  $n$  is the total number of nodes in the network.

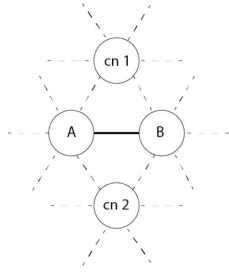


Fig. 6: Common neighbours ( $cn1$  and  $cn2$ ) in EJ network between two adjacent nodes  $A$  and  $B$ .

First of all, every two nodes must have two common neighbors, which is proved in Lemma 2 in Section 3.3. Chain Algorithm, which will be explained in this section, proves and solves the panconnectivity for Eisenstein-Jacobi network. The algorithm requires three parameters, which are the source and destination nodes and the shortest distance between them. The first node that the path builds on is the source node denoted  $s$ . The last node that the path will end with is the destination node denoted  $d$ . Therefore, in each iteration a new path is generated longer than the previous path by 1, where initially the length is the number of hops in the shortest path. For instance, consider Eisenstein-Jacobi network generated with  $\alpha = 2 + 3\rho$ , where the source node is  $s = \rho$  and the destination node is  $d = 1$ . Further, if Chain Algorithm starts to find another path leading from  $s$  all the way to  $d$ , then the algorithm looks for the two common neighbours, which are  $cn1 = \rho + 1$  and  $cn2 = 0$ , that are connected to the two main nodes ( $s$  and  $d$ ). Since the two common neighbours do not exist in the path, then the algorithm adds one of them to the path. Assume  $cn2$  is added, then the new path is  $[s, cn2, d]$ , and its length is 2. The algorithm repeats the same steps between  $cn2$  and  $d$ , and so on, until the longest path between  $s$  and  $d$  is constructed. Since  $s$  and  $d$  are adjacent, then this path is Hamiltonian Path as depicted in Figure 7. Table 1 shows all possible paths lengths between  $s = \rho$  and node  $d = 1$ . The reason to choose two adjacent nodes is to prove that algorithm can also solve pancyclic by adding the source node at the end of each path starting from length 2. However,

Chain Algorithm can construct both the Hamiltonian path and the Hamiltonian cycle.

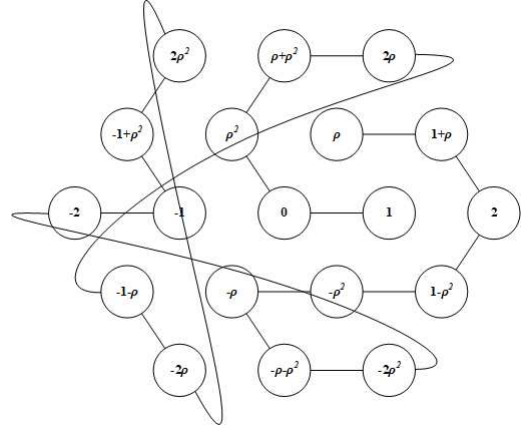


Fig. 7: Longest path of length 18 between nodes  $\rho$  and 1 in EJ with  $\alpha = 2 + 3\rho$ .

### 3.2 The Pseudocode

This section discusses the detailed description of each algorithm related to Chain Algorithm. For simplification, the whole algorithm is broken down into several sub algorithms. The main results achieved by Chain Algorithm are the panconnectivity of the Eisenstein-Jacobi network.

The node structure is used in each node to define their attributes. Each node has four attributes, which are the *ID*, *Path*, *Visited* and *hops*. The *ID* attribute is a unique identifier for the node, which is the node address. The *Path* is a sequence of adjacent nodes from the source node to the current node. The *Visited* attribute determines whether the function has been called or not. Finally, the *hops* attribute is an integer that records the distance from the source node to the current node. The node structure will be an essential part of the algorithms described furtherly in this section.

Algorithm 1 takes the network  $G$  and its diameter  $k$  as arguments and returns  $k$  nodes. Each returned node has different shortest distance from the source node. The algorithm starts by communicating with the neighbours of the source node, and iteratively recommunicate until all nodes of different distances are reached and saved in the list. Finally, a list of nodes is returned to be used in another algorithm.

Table 1: All possible paths length between nodes  $\rho$  and 1 in EJ with  $\alpha = 2 + 3\rho$ .

Length	Path (sequence of nodes)
1	$\rho, 1$
2	$\rho, 0, 1$
3	$\rho, \rho^2, 0, 1$
4	$\rho, \rho + \rho^2, \rho^2, 0, 1$
5	$\rho, 2\rho, \rho + \rho^2, \rho^2, 0, 1$
6	$\rho, \rho + 1, 2\rho, \rho + \rho^2, \rho^2, 0, 1$
7	$\rho, \rho + 1, -1 - \rho, 2\rho, \rho + \rho^2, \rho^2, 0, 1$
8	$\rho, \rho + 1, -2\rho, -1 - \rho, 2\rho, \rho + \rho^2, \rho^2, 0, 1$
9	$\rho, \rho + 1, 2, -2\rho, -1 - \rho, 2\rho, \rho + \rho^2, \rho^2, 0, 1$
10	$\rho, \rho + 1, 2, 2\rho^2, -2\rho, -1 - \rho, 2\rho, \rho + \rho^2, \rho^2, 0, 1$
11	$\rho, \rho + 1, 2, -1 + \rho^2, 2\rho^2, -2\rho, -1 - \rho, 2\rho, \rho + \rho^2, \rho^2, 0, 1$
12	$\rho, \rho + 1, 2, 1 - \rho^2, -1 + \rho^2, 2\rho^2, -2\rho, -1 - \rho, 2\rho, \rho + \rho^2, \rho^2, 0, 1$
13	$\rho, \rho + 1, 2, 1 - \rho^2, -2, -1 + \rho^2, 2\rho^2, -2\rho, -1 - \rho, 2\rho, \rho + \rho^2, \rho^2, 0, 1$
14	$\rho, \rho + 1, 2, 1 - \rho^2, -2\rho^2, -2, -1 + \rho^2, 2\rho^2, -2\rho, -1 - \rho, 2\rho, \rho + \rho^2, \rho^2, 0, 1$
15	$\rho, \rho + 1, 2, 1 - \rho^2, -\rho^2, -2\rho^2, -2, -1 + \rho^2, 2\rho^2, -2\rho, -1 - \rho, 2\rho, \rho + \rho^2, \rho^2, 0, 1$
16	$\rho, \rho + 1, 2, 1 - \rho^2, -\rho^2, -\rho - \rho^2, -2\rho^2, -2, -1 + \rho^2, 2\rho^2, -2\rho, -1 - \rho, 2\rho, \rho + \rho^2, \rho^2, 0, 1$
17	$\rho, \rho + 1, 2, 1 - \rho^2, -\rho^2, -\rho, -\rho - \rho^2, -2\rho^2, -2, -1 + \rho^2, 2\rho^2, -2\rho, -1 - \rho, 2\rho, \rho + \rho^2, \rho^2, 0, 1$
18	$\rho, \rho + 1, 2, 1 - \rho^2, -\rho^2, -\rho, -\rho - \rho^2, -2\rho^2, -2, -1, -1 + \rho^2, 2\rho^2, -2\rho, -1 - \rho, 2\rho, \rho + \rho^2, \rho^2, 0, 1$

---

#### Algorithm 1 BroadcastList

---

**Input:** Network  $G$ , Diameter  $d$

**Output:** Broadcast List

```

1: queue  $\leftarrow []$ 
2: // add node 0 in queue as source node
3: queue.push( $G$ .node.ID('0'))
4: broadcastList  $\leftarrow$  null
5: counter  $\leftarrow 1$ 
6: while queue is not empty and counter  $\leq d$  do
7:   parentNode  $\leftarrow$  queue.pop()
8:   neighbours  $\leftarrow G$ .neighbours(parentNode.ID)
9:   foreach node in neighbours do
10:    node.hops  $\leftarrow$  parentNode.hops + 1
11:    node.Path  $\leftarrow$  parentNode.Path.append(node.ID)
12:    if not node.Visited and node.hops = counter then
13:      broadcastList.append(node)
14:      counter  $\leftarrow$  counter + 1
15:    end if
16:    node.Visited  $\leftarrow$  True
17:    queue.push(node)
18:   end for
19: end while
20: if counter  $> d$  then
21:   return broadcastList
22: else
```

Algorithm 2 takes four parameters, which are the network  $G$ , source node  $s$ , and the destination node  $d$ . The algorithm starts with the source node by communicating path discovery message to its neighbours and checks whether one of them is the destination node then it returns the shortest path. If the destination node is not found, then it continues communicating till it reach the destination node.

---

#### Algorithm 2 ShortestPath

---

**Input:** Network  $G$ , Source  $s$ , Destination  $d$

**Output:** Shortest Path

```

1: queue.push( $s$ )
2: while queue is not empty do
3:   parentNode  $\leftarrow$  queue.pop()
4:   neighbours  $\leftarrow G$ .neighbours(parentNode.ID)
5:   foreach node in neighbours do
6:     if not node.Visited then
7:       node.hops  $\leftarrow$  parentNode.hops + 1
8:       node.Path  $\leftarrow$  parentNode.Path.append(node.ID)
9:       if node.ID =  $d$ .ID then
10:        return node.Path
11:       end if
12:       node.Visited  $\leftarrow$  True
13:       queue.push(node)
14:     end if
15:   end for
16: end while
```

---

Algorithm 3 is the main algorithm that returns all paths between the starting and ending nodes ( $s$  and  $d$ , respectively) that have lengths between the length of the shortest path to  $n - 1$ , where  $n$  is the number of nodes in the network. The algorithm takes the network  $G$ , number of nodes  $n$ , and the shortest path  $P$  between  $s$  and  $d$  as arguments. The algorithm starts with the shortest path then increments the distance by adding an unused common neighbour between two adjacent nodes from the previous path. By repeating this step, the algorithm will eventually generate all the paths between  $s$  and  $d$  of all lengths.

---

**Algorithm 3** ChainAlgorithm

---

**Input:** Network  $G$ , Number of Nodes  $n$ , Path  $P$ **Output:** All possible paths between  $s$  and  $d$ 

```
1: distance  $\leftarrow$  length( $P$ ) - 1
2: paths  $\leftarrow$  []
3: paths.append( $P$ )
4: while distance <  $n$  do
5:   start  $\leftarrow$  0
6:   end  $\leftarrow$  length( $P$ ) - 1
7:   found  $\leftarrow$  False
8:   while start < end and not found do
9:     commonNeighbours  $\leftarrow$ 
        $G$ .commonNeighbours(path[start], path[start+1])
10:    if commonNeighbours[0] not in path then
11:      paths.append(start+1, commonNeighbours[0])
12:      distance  $\leftarrow$  distance + 1
13:      found  $\leftarrow$  True
14:      break
15:    else if commonNeighbours[1] not in path then
16:      paths.append(start+1, commonNeighbours[1])
17:      distance  $\leftarrow$  distance + 1
18:      found  $\leftarrow$  True
19:      break
20:    else
21:      start  $\leftarrow$  start + 1
22:    end if
23:  end while
24: end while
25: if not found then return null
26: else paths.append( $P$ )
27: end if
28: return paths
```

---

Algorithm 4 takes the network as an input and retrieves all the paths between all pairs of nodes in the network. The algorithm is based on two embedded loops that run through all the nodes in the network covering all possible pairs of nodes as source and destination. For each pair of nodes  $s$  and  $d$ , Chain Algorithm is called to retrieve all the paths between  $s$  and  $d$  from the shortest distance to the length of the Hamiltonian path of the network.

---

**Algorithm 4** PanconnectivityList

---

**Input:** Network  $G$ **Output:** hashList have every paths between any two nodes

```
1: hashList  $\leftarrow$  []
2: NL  $\leftarrow$   $G$ .nodes() // list of nodes in the network
3: for  $i \leftarrow 0$ ;  $i < G$ .numberNodes();  $i++$  do
4:   for  $j \leftarrow i+1$ ;  $j < G$ .numberNodes();  $j++$  do
5:     tempList  $\leftarrow$  ChainAlgorithm(NL[ $i$ ].ID, NL[ $j$ ].ID,
        $G$ .numberNodes(), shortestPath( $G$ ,  $G$ .diameter, NL[ $i$ ].ID,
       NL[ $j$ ].ID))
6:     if tempList is not empty then
7:       hashList[NL[ $i$ ].ID, NL[ $j$ ].ID]  $\leftarrow$  tempList
8:     else
9:       return False
10:    end if
11:  end for
12: end for
13: return hashList
```

---

Algorithm 5 takes a network as input and returns boolean output determines whether the network is panconnected. The algorithm starts by getting the list from Algorithm 1 then it sends a set of nodes containing each node in the list with the source node to Algorithm 3. If any pair of nodes returns null then the algorithm will return false. Otherwise, the algorithm will return true.

---

**Algorithm 5** CheckPanconnectivity

---

**Input:** Network  $G$ **Output:** True / False

```
1: List  $\leftarrow$  broadcastList( $G$ ,  $G$ .diameter)
2: while List is not empty do
3:   if ChainAlgorithm( $G$ .node.ID('0'), node.ID,
        $G$ .numberOfNodes, node.Path) = null then
4:     return False
5:   end if
6: end while
7: return True
```

---

### 3.3 Correctness of the Algorithm

In order to prove that the algorithm generates the panconnectivity paths, the following lemmas are introduced to support the final proof of the algorithm.

**Lemma 1 .** Given a pair of nodes  $(n_0, n_1)$  such that the shortest distance between  $n_0$  and  $n_1$  is  $d$ , then all pairs of node in the network with the same distance can be discovered.

*Proof.* Let the source node be  $s = n_0$ , the destination node be  $d = n_1$ , and a path consisting of a sequence of nodes  $P = [n_0, m_1, m_2, \dots, m_i, \dots, n_1]$ , for  $1 \leq i \leq l-2$  where  $m_i$  is an intermediate node, is a path between  $n_0$  and  $n_1$  of length  $l$ . By the symmetry property of the Eisenstein-Jacobi network, any node  $u$  can be relocated to be in the position

$p = x + y\rho + z\rho^2$  by subtracting its value by  $p'$  such that  $p' = u - p$ , i.e., it can be calculated as  $u' = u - p' \bmod \alpha$ , where  $u$  and  $u'$  are the nodes addresses before and after relocation, respectively. For a given source node  $s = n_0$  and a destination node  $d = n_1$ , relocating the node  $n_0$  to be in the position of the node 0 by subtracting itself ( $n_0 - n_0$ ) and all other nodes  $m_i$  in path by  $n_0$  (i.e.,  $m'_i = m_i - n_0$ ). Accordingly, this results a path  $P' = [0, m'_1, m'_2, \dots, m'_i, \dots, n'_1]$ , for  $1 \leq i \leq l - 2$ , of length  $l$ .  $\square$

**Lemma 2 .** There are two common neighbours for any pair of adjacent nodes in the EJ network.

*Proof.* Let  $u$  be any node in EJ network and  $v$  be the neighbouring node of  $u$ . If  $u = x + y\rho + z\rho^2$ , then the set of neighbours of  $u$ , denoted  $N_u$ , are as follows:

$$N_u = \left\{ \begin{array}{l} (x+1) + y\rho + z\rho^2 \\ (x-1) + y\rho + z\rho^2 \\ x + (y+1)\rho + z\rho^2 \\ x + (y-1)\rho + z\rho^2 \\ x + y\rho + (z+1)\rho^2 \\ x + y\rho + (z-1)\rho^2 \end{array} \right\} \quad (2)$$

Since  $\rho^2 = \rho - 1$  then  $N_u$  can be simplified as:

$$N_u = \left\{ \begin{array}{l} x + 1 + y\rho + z\rho - z \\ x - 1 + y\rho + z\rho - z \\ x + y\rho + \rho + z\rho - z \\ x + y\rho - \rho + z\rho - z \\ x + y\rho + z\rho - z + \rho - 1 \\ x + y\rho + z\rho - z - \rho + 1 \end{array} \right\} \quad (3)$$

Let  $v = (x+1) + y\rho + z\rho^2$ , then the neighbours of  $v$ , denoted  $N_v$ , are as follows:

$$N_v = \left\{ \begin{array}{l} x + 2 + y\rho + z\rho - z \\ x + y\rho + z\rho - z \\ x + 1 + y\rho + \rho + z\rho - z \\ x + 1 + y\rho - \rho + z\rho - z \\ x + y\rho + z\rho - z + \rho \\ x + 2 + y\rho + z\rho - z - \rho \end{array} \right\} \quad (4)$$

Then,  $u$  and  $v$  have the following common neighbours:

$$N_u \cap N_v = \left\{ \begin{array}{l} x + y\rho + \rho + z\rho - z \\ x + y\rho + z\rho - z - \rho + 1 \end{array} \right\} \quad (5)$$

The same steps can be followed to generate the two common neighbours between any two adjacent nodes.  $\square$

**Lemma 3 .** For any path  $P$  of length  $|P|$ , where  $|P| < n - 1$ ,  $|P|$  can be increased by 1 after adding node  $w \in V - P$ .

*Proof.* Let  $G(V, E)$  be a network where  $V$  is a set of nodes and  $E$  is a set of edges. Let  $P$  be a path containing visited nodes in the network such that  $P \subseteq V$  and its length is  $|P|$ .

Additionally, let  $R = V - P$  be a set of unvisited nodes in the network. Based on Lemma 2, since  $|R| > 0$  then there exist two adjacent nodes  $u, v \in P$  that have a common neighbour node  $w \in R$  such that  $N_u \cap N_v \in R$ . Thus, the length of path  $P$  can be increased by 1 after adding node  $w$  to  $P$  and removing it from  $R$ .  $\square$

**Lemma 4 .** Algorithms 1 and 2 generate the shortest path between any two nodes.

*Proof.* Let  $u$  be a node at distance  $d$  from the source node  $s$ . Since the algorithm communicates with all unvisited neighbours, by Algorithm 1 lines 7, 8, and 11; and by Algorithm 2 line 6, then any unvisited neighbour of  $u$  will have a distance  $d' = d + 1$  and will be reached by the shortest path from  $u$ . Since the algorithm does not communicate with visited neighbours, then for any visited node at distance  $k \in \mathbb{N}^+$  from  $u$ , the nodes at distance  $k' < k$  will be already visited.  $\square$

**Theorem 1 .** Algorithm 4 generates all the Panconnectivity paths in a given Eisenstein-Jacobi network.

*Proof.* By Lemma 4, the algorithm always generates the shortest path between any two nodes. After generating a shortest path (say of length  $h$ ), by Lemma 3, the algorithm keeps adding one node in each iteration to find all path lengths from  $h$  to  $n - 1$ , where  $n$  is the total number of nodes in the network. By repeating the algorithm for all distances from 1 to  $k$ , where  $k$  is the diameter of the network, the algorithm finds all possible shortest paths of lengths  $l$  for  $l = h$  to  $k$ . By Lemma 1, Since the Eisenstein-Jacobi network is symmetric, then it exempt the algorithm from finding the paths for several sets of sources and destinations of the same shortest path. Consequently, the algorithm generates all the Panconnectivity paths in a given Eisenstein-Jacobi network.  $\square$

### 3.4 Complexity of the Algorithm

The Chain Algorithm is the core algorithm that solves the panconnectivity problem in the Eisenstein-Jacobi network. The complexities of Algorithms 1 - 5 are symbolized as, in respective order,  $C_1, C_2, C_3, C_4$ , and  $C_5$ . Each complexity is calculated separately and then accumulated as a whole algorithm complexity. Starting with node structure, which does not have any loops and have a complexity of  $O(1)$ . Algorithm 1 calls two nested loops, where the outer loop has a worst case of the number of nodes, which is  $n$ , in the network and the inner loop has a worst case of the degree of the Eisenstein-Jacobi network, which is 6. The resulting complexity for the Algorithm 1 is  $C_1 = O(n)$ . The Algorithm 2 is similar to Algorithm 1 in terms of complexity, where its complexity is  $C_2 = O(n)$ . Algorithm 3 has two nested loops, where both of them have the worst case of the number of nodes in the network resulting the complexity  $C_3 = O(n^2)$ . The complexity of the Algorithm 4 depends on Algorithm 3. The Algorithm 4 has two nested loops that run through the number of nodes in the network as a worst case and



calls the Algorithm 3 in the inner loop, which results in having the complexity  $C_4 = O(n^2 C_3) = O(n^4)$ . Finally, Algorithm 5 has a single loop that iterates for length of the diameter of the network  $d$ . However, inside the single loop the Algorithm 3 is also called, which will result in the complexity  $C_5 = O(d C_3) = O(d n^2)$ .

## 4. Simulation Results

This section describes several tested cases of the algorithm discussed in Section 3.1. The algorithm has been implemented using Python programming language and NetworkX library. In previous section, we describe how the algorithm works on Eisenstein-Jacobi network generated by  $\alpha = 2 + 3\rho$ . Here, the algorithm is simulated on two different Eisenstein-Jacobi networks, one of them is generated by  $\alpha = 3 + 3\rho$  and the other one is generated by  $\alpha = 3 + 5\rho$ . Both networks are discussed clearly in Sections 4.1 and 4.2, respectively. We consider in the simulation that the source node is  $s$ , the destination node is  $d$ , the distance between two nodes  $u$  and  $v$  is  $D(u, v)$ , and any path is represented as  $P$ . Due to the space limitations, that detailed steps with their figures and all paths lengths are omitted; only the final longest path is given for each test.

### 4.1 Eisenstein-Jacobi Network with $\alpha = 3 + 3\rho$

This section tests the discussed algorithm on the Eisenstein-Jacobi Network generated by  $\alpha = 3 + 3\rho$ . Furthermore, because of the regularity and symmetry of Eisenstein-Jacobi network, the simulation starts from the shortest distance between a pair of nodes, which are adjacent, to the farthest distance between another pair of nodes, which is diameter. Since the diameter of the Eisenstein-Jacobi network generated by  $\alpha = 3 + 3\rho$  is 3, then the distances that need to be checked are  $D(s, d) = 1$ ,  $D(s, d) = 2$ , and  $D(s, d) = 3$ .

**Test 1 .** Running the Chain Algorithm with the parameters  $G = EJ_{\alpha=3+3\rho}$ ,  $s = 0$ ,  $d = 1$ ,  $n = 27$ , and  $P = [0, 1]$  where  $D(s, d) = 1$ , we get the longest path  $P = [0, -\rho^2, 1 - \rho^2, 2, 1 + \rho, 2\rho, \rho + \rho^2, 2\rho^2, \rho + 2\rho^2, 2\rho + \rho^2, 3\rho, -2, -1 - \rho, 1 + 2\rho, 2 + \rho, -2\rho, 3\rho^2, -1 + 2\rho^2, -1 + \rho^2, -2 + \rho^2, -2\rho^2, -\rho - \rho^2, -\rho, -1, \rho^2, \rho, 1]$ .

**Test 2 .** Running the Chain Algorithm with the parameters  $G = EJ_{\alpha=3+3\rho}$ ,  $s = 0$ ,  $d = 2$ ,  $n = 27$ , and  $P = [0, 1, 2]$  where  $D(s, d) = 3$ , we get the longest path  $P = [0, -\rho^2, -\rho - \rho^2, 2\rho + \rho^2, \rho + \rho^2, 2\rho, 1 + \rho, 2, -1 + 2\rho^2, -2 + \rho^2, -2, -1 + \rho^2, 2\rho^2, 3\rho^2, 2 + \rho, -1 - \rho, 1 + 2\rho, 3\rho, -2\rho^2, 1 - \rho^2, 1, \rho, \rho^2, -1, -\rho, -2\rho, \rho + 2\rho^2]$ .

**Test 3 .** Running the Chain Algorithm with the parameters  $G = EJ_{\alpha=3+3\rho}$ ,  $s = 0$ ,  $d = \rho + 2\rho^2$ ,  $n = 27$ , and  $P = [0, -\rho, -2\rho, \rho + 2\rho^2]$  where  $D(s, d) = 2$ , we get the longest path  $P = [0, -\rho^2, 1 - \rho^2, -1 + 2\rho^2, 3\rho^2, 2 + \rho, 1 + \rho, 2\rho, \rho + \rho^2, 2\rho + \rho^2, 3\rho, -2, 1 + 2\rho, -1 - \rho, -2\rho, \rho + 2\rho^2, 2\rho^2, -1 + \rho^2, -2 + \rho^2, -2\rho^2, -\rho - \rho^2, -\rho, -1, \rho^2, \rho, 1, 2]$ .

### 4.2 Eisenstein-Jacobi Network with $\alpha = 3 + 5\rho$

This section tests the Eisenstein-Jacobi network generated by  $\alpha = 3 + 5\rho$ . The diameter for this network is 4, which means the distances that need to be tested are  $D(s, d) = 1$ ,  $D(s, d) = 2$ ,  $D(s, d) = 3$ , and  $D(s, d) = 4$ .

**Test 4 .** Running the Chain Algorithm with the parameters  $G = EJ_{\alpha=3+5\rho}$ ,  $s = 2\rho + 2\rho^2$ ,  $d = 3\rho + \rho^2$ ,  $n = 49$ , and  $P = [2\rho + 2\rho^2, 3\rho + \rho^2]$  where  $D(s, d) = 1$ , we get the longest path  $P = [2\rho + 2\rho^2, 2\rho + \rho^2, 3\rho, -3 - \rho, 1 - 3\rho^2, 1 - 2\rho^2, -2\rho^2, -\rho - \rho^2, -2\rho - \rho^2, -3\rho - \rho^2, 3\rho^2, 2\rho^2, \rho^2, \rho, 1 + \rho, 2 + \rho, 3, 2, 1, 0, -1, -1 - \rho, -2, -2 + \rho^2, -1 + \rho^2, -1 + 2\rho^2, -2 + 2\rho^2, -1 + 3\rho^2, 3 + \rho, 2 + 2\rho, -1 - 2\rho, -3\rho, -2\rho, -\rho, -\rho^2, 1 - \rho^2, 2 - \rho^2, 2 - 2\rho^2, -3, -2 - \rho, -2 - 2\rho, 1 + 2\rho, 2\rho, \rho + \rho^2, \rho + 2\rho^2, -2\rho - 2\rho^2, -\rho - 2\rho^2, -3\rho^2, 3\rho + \rho^2]$ .

**Test 5 .** Running the Chain Algorithm with the parameters  $G = EJ_{\alpha=3+5\rho}$ ,  $s = -1$ ,  $d = 1$ ,  $n = 49$ , and  $P = [-1, 0, 1]$  where  $D(s, d) = 2$ , we get the longest path  $P = [-1, -\rho, -\rho^2, 1 - \rho^2, 2, 1 + \rho, \rho, \rho + \rho^2, 2\rho^2, -1 + 2\rho^2, -2 + \rho^2, -3, -2 - \rho, -1 - 2\rho, -3\rho, -2\rho - \rho^2, -\rho - 2\rho^2, -3\rho^2, 3\rho + \rho^2, 2\rho + 2\rho^2, -2\rho - 2\rho^2, -3\rho - \rho^2, 3 + \rho, 2 + 2\rho, -2 - 2\rho, 3\rho, -3 - \rho, 1 - 3\rho^2, 2 - 2\rho^2, -2 + 2\rho^2, -1 + 3\rho^2, 3\rho^2, \rho + 2\rho^2, 2\rho + \rho^2, 2\rho, 1 + 2\rho, 2 + \rho, 3, 2 - \rho^2, 1 - 2\rho^2, -2\rho^2, -\rho - \rho^2, -2\rho, -1 - \rho, -2, -1 + \rho^2, \rho^2, 0, 1]$ .

**Test 6 .** Running the Chain Algorithm with the parameters  $G = EJ_{\alpha=3+5\rho}$ ,  $s = -\rho^2$ ,  $d = -3\rho - \rho^2$ ,  $n = 49$ , and  $P = [-\rho^2, -\rho - \rho^2, -2\rho - \rho^2, -3\rho - \rho^2]$  where  $D(s, d) = 3$ , we get the longest path  $P = [-\rho^2, -2\rho^2, -\rho - 2\rho^2, -2\rho - 2\rho^2, 3\rho^2, -1 + 3\rho^2, 3 + \rho, -3\rho, -2\rho, -1 - \rho, -1, \rho^2, -1 + \rho^2, -2 + \rho^2, 2 - 2\rho^2, 1 - 3\rho^2, 3\rho + \rho^2, 2\rho + \rho^2, \rho + \rho^2, \rho, 1 + \rho, 1 + 2\rho, 2\rho, 3\rho, -2 - 2\rho, -3 - \rho, -3, -2, -2 - \rho, -1 - 2\rho, 2 + 2\rho, 2 + \rho, 2, 2 - \rho^2, 3, -2 + 2\rho^2, -1 + 2\rho^2, 2\rho^2, \rho + 2\rho^2, 2\rho + 2\rho^2, -3\rho^2, 1 - 2\rho^2, 1 - \rho^2, 1, 0, -\rho, -\rho - \rho^2, -2\rho - \rho^2, -3\rho - \rho^2]$ .

**Test 7 .** Running the Chain Algorithm with the parameters  $G = EJ_{\alpha=3+5\rho}$ ,  $s = 0$ ,  $d = 2 + 2\rho$ ,  $n = 49$ , and  $P = [0, 1, 2, 2 + \rho, 2 + 2\rho]$  where  $D(s, d) = 4$ , we get the longest path  $P = [0, -\rho^2, 1 - \rho^2, 2 - \rho^2, 3, 3 + \rho, -3\rho, -1 - 2\rho, -2 - 2\rho, 1 + 2\rho, 1 + \rho, 2\rho, \rho + \rho^2, 2\rho^2, -1 + \rho^2, -2, -3, -2 + \rho^2, -1 + 2\rho^2, 3\rho^2, -2\rho - 2\rho^2, -\rho - 2\rho^2, -3\rho^2, 1 - 3\rho^2, 3\rho + \rho^2, 2\rho + 2\rho^2, \rho + 2\rho^2, 2\rho + \rho^2, 3\rho, -3 - \rho, -2 - \rho, -1 - \rho, -2\rho, -2\rho - \rho^2, -3\rho - \rho^2, -1 + 3\rho^2, -2 + 2\rho^2, 2 - 2\rho^2, 1 - 2\rho^2, -2\rho^2, -\rho - \rho^2, -\rho, -1, \rho^2, \rho, 1, 2, 2 + \rho, 2 + 2\rho]$ .

## 5. Conclusion

To conclude, the topology of interconnection networks is an important factor for reliably and efficiency in parallel computing. The Eisenstein-Jacobi network is one of the efficient topologies. This paper proposed the Chain Algorithm to obtain all possible paths between any two nodes in Eisenstein-Jacobi network. Furthermore, Chain Algorithm is tested on paths of length  $l$  such that  $1 \leq l \leq n$ , where  $n$  is the total



number of nodes in a given network. Obviously, this result shows that the Eisenstein-Jacobi network is panconnected. The simulation results of running Chain Algorithm shows the effectiveness in solving the panconnectivity problem in the Eisenstein-Jacobi network.

## References

- [1] Y. Alavi and J. E. Williamson, "Panconnected graphs," *Studia Scientiarum Mathematicarum Hungarica*, vol. 10, no. 1-2, pp. 19-22, 1975.
- [2] L. N. Bhuyan and D. P. Agrawal, "Generalized hypercube and hyperbus structures for a computer network," *IEEE Computer Architecture Letters*, vol. 33, no. 04, pp. 323-333, 1984.
- [3] J. A. Bondy, "Pancyclic graphs i," *Journal of Combinatorial Theory, Series B*, vol. 11, no. 1, pp. 80-84, 1971.
- [4] J.-M. Chang, J.-S. Yang, Y.-L. Wang, and Y. Cheng, "Panconnectivity, fault-tolerant hamiltonicity and hamiltonian-connectivity in alternating group graphs," *Networks: An International Journal*, vol. 44, no. 4, pp. 302-310, 2004.
- [5] M.-S. Chen, K. G. Shin, and D. D. Kandlur, "Addressing, routing, and broadcasting in hexagonal mesh multiprocessors," *IEEE Transactions on Computers*, vol. 39, no. 1, pp. 10-18, 1990.
- [6] X.-B. Chen, "Panconnectivity and edge-pancyclicity of multidimensional torus networks," *Discrete Applied Mathematics*, vol. 178, pp. 33-45, 2014.
- [7] W. J. Dally, "Performance analysis of k-ary n-cube interconnection networks," *IEEE Computer Architecture Letters*, vol. 39, no. 06, pp. 775-785, 1990.
- [8] W. J. Dally and C. L. Seitz, "The torus routing chip," *Distributed computing*, vol. 1, no. 4, pp. 187-196, 1986.
- [9] G. Della Vecchia and C. Sanges, "Recursively scalable networks for message passing architectures," in *Proc. Conf. Parallel Processing and Applications*, 1987, pp. 33-40.
- [10] J. W. Dolter, P. Ramanathan, and K. G. Shin, "Performance analysis of virtual cut-through switching in harts: A hexagonal mesh multicomputer," *IEEE Transactions on Computers*, vol. 40, no. 6, pp. 669-680, 1991.
- [11] J. Fan, X. Lin, and X. Jia, "Optimal path embedding in crossed cubes," *IEEE Transactions on Parallel and Distributed Systems*, vol. 16, no. 12, pp. 1190-1200, 2005.
- [12] J. Fan, X. Lin, Y. Pan, and X. Jia, "Optimal fault-tolerant embedding of paths in twisted cubes," *Journal of Parallel and Distributed Computing*, vol. 67, no. 2, pp. 205-214, 2007.
- [13] J.-F. Fang, "The bipanconnectivity and m-panconnectivity of the folded hypercube," *Theoretical Computer Science*, vol. 385, no. 1-3, pp. 286-300, 2007.
- [14] M. Flahive and B. Bose, "The topology of gaussian and eisenstein-jacobi interconnection networks," *IEEE Transactions on Parallel and Distributed Systems*, vol. 21, no. 8, pp. 1132-1142, 2009.
- [15] J. P. Hayes and T. Mudge, "Hypercube supercomputers," *Proceedings of the IEEE*, vol. 77, no. 12, pp. 1829-1841, 1989.
- [16] S.-Y. Hsieh, T.-J. Lin, and H.-L. Huang, "Panconnectivity and edge-pancyclicity of 3-ary n-cubes," *The Journal of Supercomputing*, vol. 42, no. 2, pp. 225-233, 2007.
- [17] K. Huber, "Codes over eisenstein-jacobi integers," *Contemporary Mathematics*, vol. 168, pp. 165-165, 1994.
- [18] S. Latifi, N. Bagherzadeh, and R. Gajjala, "Fault-tolerant embedding of linear arrays and rings in the star graph," *Computers & electrical engineering*, vol. 23, no. 2, pp. 95-107, 1997.
- [19] L. N. Lester and J. Sandor, "Computer graphics on a hexagonal grid," *Computers & graphics*, vol. 8, no. 4, pp. 401-409, 1984.
- [20] S. Lin, S. Wang, and C. Li, "Panconnectivity and edge-pancyclicity of k-ary n-cubes with faulty elements," *Discrete applied mathematics*, vol. 159, no. 4, pp. 212-223, 2011.
- [21] M. Ma and J.-M. Xu, "Panconnectivity of locally twisted cubes," *Applied Mathematics Letters*, vol. 19, no. 7, pp. 673-677, 2006.
- [22] C. Martínez, R. Beivide, E. Stafford, M. Moreto, and E. M. Gabidulin, "Modeling toroidal networks with the gaussian integers," *IEEE Transactions on Computers*, vol. 57, no. 8, pp. 1046-1056, 2008.
- [23] C. Martínez, E. Stafford, R. Beivide, and E. M. Gabidulin, "Modeling hexagonal constellations with eisenstein-jacobi graphs," *Problems of Information Transmission*, vol. 44, no. 1, pp. 1-11, 2008.
- [24] F. G. Nocetti, I. Stojmenovic, and J. Zhang, "Addressing and routing in hexagonal networks with applications for tracking mobile users and connection rerouting in cellular networks," *IEEE Transactions on Parallel and Distributed Systems*, vol. 13, no. 9, pp. 963-971, 2002.
- [25] J.-H. Park, "Panconnectivity and edge-pancyclicity of faulty recursive circulant  $g(2m, 4)$ ," *Theoretical Computer Science*, vol. 390, no. 1, pp. 70-80, 2008.
- [26] J.-H. Park, H.-C. Kim, and H.-S. Lim, "Fault-hamiltonicity of hypercube-like interconnection networks," in *19th IEEE International Parallel and Distributed Processing Symposium*. IEEE, 2005, pp. 10-pp.
- [27] J.-H. Park, H.-S. Lim, and H.-C. Kim, "Panconnectivity and pancyclicity of hypercube-like interconnection networks with faulty elements," *Theoretical Computer Science*, vol. 377, no. 1-3, pp. 170-180, 2007.
- [28] F. P. Preparata and J. Vuillemin, "The cube-connected cycles: a versatile network for parallel computation," *Communications of the ACM*, vol. 24, no. 5, pp. 300-309, 1981.
- [29] B. Randerath, L. Volkmann, I. Schiermeyer, and M. Tewes, "Vertex pancyclic graphs," *Electronic Notes in Discrete Mathematics*, vol. 3, pp. 166-170, 1999.
- [30] A. Sengupta, "On ring embedding in hypercubes with faulty nodes and links," *Information Processing Letters*, vol. 68, no. 4, pp. 207-214, 1998.
- [31] Y. Sheng, F. Tian, and B. Wei, "Panconnectivity of locally connected claw-free graphs," *Discrete mathematics*, vol. 203, no. 1-3, pp. 253-260, 1999.
- [32] K. G. Shin, "Harts: A distributed real-time architecture," *Computer*, vol. 24, no. 5, pp. 25-35, 1991.
- [33] T. Xiao-chong, B. Jin, and Y.-s. ZHANG, "The subdivision of global multi-resolution hexagonal grid and the rules of address coding," *Acta Geodaetica et Cartographica Sinica*, vol. 4, 2007.
- [34] X. Yang, D. J. Evans, and G. M. Megson, "The locally twisted cubes," *International Journal of Computer Mathematics*, vol. 82, no. 4, pp. 401-413, 2005.
- [35] J. Yuan, A. Liu, H. Wu, and J. Li, "Panconnectivity of n-dimensional torus networks with faulty vertices and edges," *Discrete Applied Mathematics*, vol. 161, no. 3, pp. 404-423, 2013.