

# Refining Neural Networks with Compositional Explanations

Huihan Yao<sup>1</sup> Ying Chen<sup>2</sup> Qinyuan Ye<sup>3</sup> Xisen Jin<sup>3</sup> Xiang Ren<sup>3</sup>

## Abstract

Neural networks are prone to learning spurious correlations from biased datasets, and are thus vulnerable when making inferences in a new target domain. Prior work reveals spurious patterns via post-hoc model explanations which compute the importance of input features, and further eliminates the unintended model behaviors by regularizing importance scores with human knowledge. However, such regularization technique lacks flexibility and coverage, since only importance scores towards a pre-defined list of features are adjusted, while more complex human knowledge such as feature interaction and pattern generalization can hardly be incorporated. In this work, we propose to refine a learned model by collecting *human-provided compositional explanations* on the models' failure cases. By describing generalizable rules about spurious patterns in the explanation, more training examples can be matched and regularized, tackling the challenge of regularization coverage. We additionally introduce a regularization term for feature interaction to support more complex human rationale in refining the model. We demonstrate the effectiveness of the proposed approach on two text classification tasks by showing improved performance in target domain after refinement.<sup>†</sup>

## 1. Introduction

With recent advances in model architectures and pre-training techniques (Devlin et al., 2019), neural network models show strong performance on various natural language processing (NLP) tasks, including sentiment analysis and hate speech detection (Waseem & Hovy, 2016; Silva et al., 2016; Vigna et al., 2017; Basile et al., 2019). However, when a trained neural network is applied to a new domain with

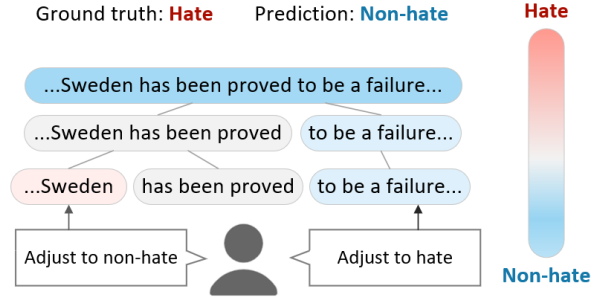


Figure 1. An example of post-hoc explanation heat-map shown to human annotators. An existing hate speech detection model wrongfully classifies the sentence as non-hate. After observing the post-hoc explanation heat-map, human annotators may suggest that “Sweden” be adjusted to neutral, and “failure” should contribute more to predicting hate speech.

significantly different data distribution, the model typically demonstrates poor performance due to spurious patterns learned from the source domain.

Prior work proposes to identify spurious behaviors of a trained model using post-hoc explanation algorithms (Guidotti et al., 2019). Among these algorithms, feature attribution methods (Sundararajan et al., 2017; Guo et al., 2017; Jin et al., 2020) interpret model predictions by assigning an importance score to each input feature (e.g., a word in an input text sequence). This helps to uncover spurious patterns such as an overemphasis or understatement of a particular feature. The uncovered spurious patterns are further alleviated by using post-hoc regularization algorithms which update model weights to better align feature attribution scores with human knowledge (Ross et al., 2017; Plumb et al., 2020).

Despite their success, post-hoc regularization methods have limited flexibility in incorporating human knowledge. Firstly, these methods focus only on *individual* features, and overlook *interactions* between features, which also contribute substantially to the model’s final prediction. For example, the co-occurrence of “jews” and “parasite” may be strongly related to hate speech, while the two words themselves are not toxic when presented individually. In addition, these methods operate on a *fixed* set of features meticulously designed by human; e.g., a lexicon of group identifiers for hate speech detection (Liu & Avci, 2019; Kennedy et al.,

<sup>1</sup>Peking University <sup>2</sup>Tsinghua University <sup>3</sup>University of Southern California. Preprint Version. Correspondence to: Xiang Ren <xiangren@usc.edu>.

<sup>†</sup> Code and data are available at <https://github.com/INK-USC/expl-refinement>.

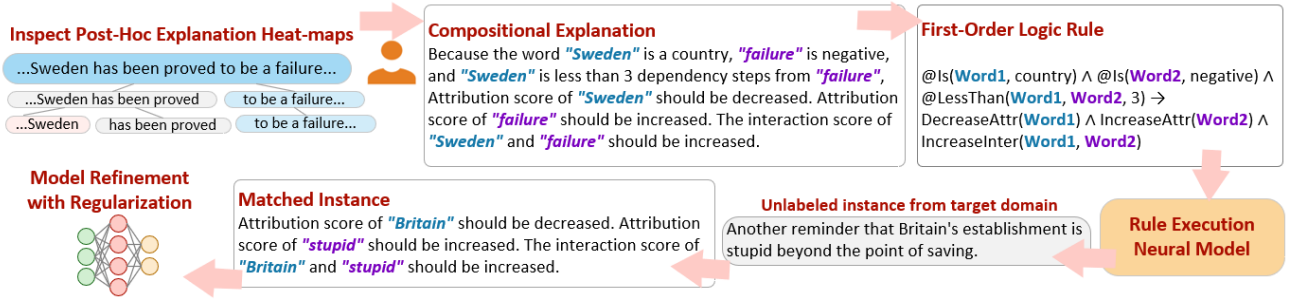


Figure 2. **Overview for model refinement with explanation regularization.** Post-hoc explanation heat-maps are presented to annotators, and compositional explanation describing the model refinement suggestions are collected and parsed to first-order rules (Sec. 3.2). We match unlabeled data in the target domain with a neural model constructed from the rules (Sec. 3.3), and use them to refine the model through regularization (Sec. 3.4).

2020). The pre-defined lists can be non-exhaustive and thus limit the coverage and flexibility of regularization.

To this end, we propose a framework that solicits human explanations to effectively capture unintended behaviors of an existing model, and further refine the model according to suggestions in these explanations. As shown in Figure 1, human annotators observe the post-hoc explanations for error cases made by the source model on the target domain dataset. They are asked to suggest adjustments for attribution and interaction scores.

Our approach has two major technical contributions. First, we propose to regularize feature interactions, in conjunction with feature attributions, so that the regularization process can incorporate more complex human knowledge. Secondly, in order to extend the coverage of regularization, we extract first-order logic rules from human-provided compositional explanations and generalize the rules to match instances that are structurally or semantically similar.

We validate our approach on three pairs of datasets in hate speech classification and sentiment analysis. Compared with directly evaluating a model on the new target domain, we observe notable performance improvements after refining the model with our proposed framework. In addition, we demonstrate that our method can reduce unintended bias on group identifiers in hate speech detection by evaluating on a synthetic dataset targeting this issue (Dixon et al., 2018). Lastly, we reuse the same set of human explanation collected for one (source, target) dataset pair to regularize a model learned on another source domain. We show that the explanations capture general characteristics of the target domain and continue to bring improvement.

## 2. Related Work

**Interactive Machine Learning.** Interactive machine learning is a procedure that enables humans to observe the results or model explanations of a machine learning system, and provide feedback to correct the system (Fails & Olsen Jr, 2003). A direction of prior work is to label important instances (*i.e.* active learning (Settles, 2009)) or to determine which model to use (Fiebrink et al., 2011). Another more interpretable direction is to let users select low-level features which corresponds to model explanations observed by human annotators (Kulesza et al., 2015; Teso & Kersting, 2019; Lertvittayakumjorn et al., 2020). These explanation-related methods are limited to relatively simple models including linear classifiers (Kulesza et al., 2015) and CNN (Lertvittayakumjorn et al., 2020) because the model explanations directly correspond with the low-level features. Our framework can be applied to models as complex as BERT because we adopt model agnostic post-hoc explanation methods and use regularization to bridge the gap between human intuition and high-level model explanations.

**Domain Adaptation for NLP.** Many domain adaptation methods have been proposed for both supervised domain adaptation (Daume III & Marcu, 2006) and unsupervised domain adaptation, where the latter setting assumes no labeled data in the target domain. Major types of unsupervised domain adaptation methods include learning a representation for both domains (Glorot et al., 2011; Ganin & Lempitsky, 2015), and applying semi-supervised learning methods (Chen et al., 2011). Our work studies a different setting, where we refine the source model by learning from the mistakes it makes in the target domain.

**Explanation Regularization.** Recent works have studied explanation regularization as an interpretable approach to impose prior knowledge into neural networks (Ross et al., 2017; Plumb et al., 2020). At the model training phase,

the algorithms regularize explanation towards a target defined by humans (Rieger et al., 2020; Liu & Avci, 2019), or simple high-level constraints (e.g. smoothness over the input space (Erion et al., 2019)). The algorithms benefit models by reducing bias in models (e.g. spurious correlations between surface patterns and labels) while maintaining or improving prediction performance (Liu & Avci, 2019; Kennedy et al., 2020), interpretability (Plumb et al., 2020) or robustness (Erion et al., 2019; Chen et al., 2019). One stark difference between our and prior works is the complexity of the prior knowledge: to the best of our knowledge, we are the first to explore incorporating complicated human natural language explanation to model regularization.

**Post-hoc Model Explanation.** Post-hoc explanation algorithms explain predictions of a trained model without interfering with its learned weights (Mohseni et al., 2018; Guidotti et al., 2019). We focus on feature attribution methods that assign an importance score (Lundberg & Lee, 2017; Ribeiro et al., 2016; Binder et al., 2016; Shrikumar et al., 2017) to features or a group of features. A line of works such as (Kádár et al., 2017; Sundararajan et al., 2017; Guo et al., 2017; Zintgraf et al., 2017) study importance attribution to individual features. Janizek et al. (2020); Tsang et al. (2020) further study attributions to interactions between features and visualizing these interactions with hierarchical explanations (Jin et al., 2020).

### 3. Model Refinement with Compositional Explanations

In this section, we first introduce the problem definition in Section 3.1. We then introduce the technical details of the proposed explanation regularization approach, including the compositional explanation solicitation and parsing procedure (Section 3.2), how to execute parsed rules and generalize to more unlabeled instances (Section 3.3), and how to refine a learned model according to human explanation (Section 3.4).

#### 3.1. Overview

We study adapting an existing model to a new domain via collecting human feedback. We assume access to unlabeled data in the target domain and solicit human feedback on the model’s error cases. Through refining the model according to the collected explanations, we aim to eliminate spurious correlations learned by the model and achieve improved performance in the target domain.

**Problem Formulation.** We consider the setting (see Fig. 3) where a text classification model  $f_S$  is first trained on dataset  $\mathcal{D}_S$  from source domain  $S$ , and is evaluated on a target domain  $T$ .  $\mathcal{D}_T$  denotes target domain data and is splitted into  $\mathcal{D}_T^{train}$ ,  $\mathcal{D}_T^{val}$  and  $\mathcal{D}_T^{test}$ . We assume we have access to

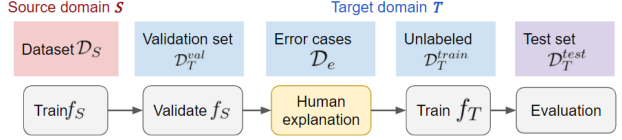


Figure 3. Illustration of the problem setting for model refinement with compositional explanation via regularization technique.

the labels of  $\mathcal{D}_T^{val}$  for the purpose of uncovering spurious patterns and refining the source model  $f_S$ . Our goal is to improve the refined model’s performance on  $\mathcal{D}_T^{test}$ .

**Approach Overview.** Our proposed framework has two major steps: (1) collecting human compositional explanations from a model’s failure cases; (2) processing collected explanations and regularizing the source model  $f_S$ . In the first step, we apply the source model  $f_S$  to  $\mathcal{D}_T^{val}$  and identify all mis-predicted examples  $\mathcal{D}_e$ . We then apply a post-hoc explanation algorithm **A** over these mis-predicted examples. For a sentence, the algorithm **A** will produce an attribution score  $\phi_p$  for each word  $p$  and an interaction score  $\varphi_{p,q}$  for each word pair  $p$  and  $q$ . We present to annotators hierarchical heat-maps visualising attribution scores of mis-predicted examples in  $\mathcal{D}_e$  (see Fig. 1), and solicit compositional explanations describing annotator’s perception of spurious patterns and their suggestions to refine the model. We use  $\mathcal{E} = \{e_i\}$  to denote the collection of explanations. Every explanation  $e_i$  is based on one mis-predicted instance in  $\mathcal{D}_e$ , which we refer to as the reference instance  $s_{ref}$  that accompanies the explanation  $e_i$ .

In the second step, we parse all explanations in  $\mathcal{E}$  into first-order logic rules, and then design a matching algorithm **G** to match unlabeled data from  $\mathcal{D}_T^{train}$ . The matched instances are supposed to be structurally or semantically similar to  $s_{ref}$ ; they are denoted as  $\mathcal{D}_T^{match} = \{(s, c, r, z)\}$ , where  $s$  is the input sentence,  $c$  is a noisy label obtained from matching,  $r$  is the regularization advice parsed from the explanation,  $z$  is a confidence score given by **G**. Finally we update the model  $f_S$  with  $\mathcal{D}_T^{match}$  and obtain a refined model  $f_T$ . Fig. 2 illustrates the overview of our framework.

#### 3.2. Explanation Solicitation and Parsing

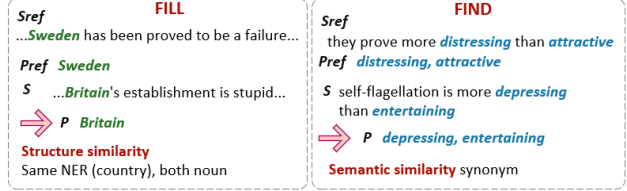
**Explanation Solicitation.** Our method starts with soliciting semi-structured, compositional explanations by showing annotators wrong predictions ( $\mathcal{D}_e$ ) along with their post-hoc explanation heat-maps (see Fig. 1). An explanation stipulates *how* and *why* the predicted attributions of words and phrases should be adjusted. To guide creating explanations, we show a set of elements in compositional explanations (see Table 1) to annotators. Our method allows annotators to specify the existence of a word/phrase (Category 0), type of phrases (Category 1), and interactions between phrases

**Table 1. Elements in compositional explanations.** The elements describe following characteristics of instances. Human annotators can follow given expressions to provide semi-structured explanations that can be parsed into logic rules.

<b>Category 0. Existence of a word/phrase</b> <b>Example:</b> X is “jews”. Y is “parasite”.
<b>Category 1. Type of a word or phrase</b> <b>Description:</b> entity type, part-of-speech tag, or sentiment label of words/phrases. <b>Example:</b> X should be a Person entity; X is verb. Y is a positive word.
<b>Category 2. Word/phrase interaction</b> <b>Description:</b> grammatical relations, semantic roles, co-occurrence, etc. <b>Example:</b> X is the subject of Y; X is two tokens away from Y. X is referring to Y.

(Category 2). For each category, we provide a word list for annotators to guide their expressions. For example, to describe “sentiment label” in Category 1, annotators are only allowed to use **positive**, **neutral** and **negative** to deliver information. After fully demonstrating the characteristics of instances with aforementioned elements, annotators provide their regularization advice, e.g., “Attribution score of X should be decreased.”. Overall, the explanation captures how humans make labeling decisions and how they would align the model behavior with their knowledge.

**Explanation Parsing.** Explanations provided by annotators can be parsed into first-order logic (FOL) rules in the form of  $B \rightarrow H$  (see “First-Order Logic Rule” block in Fig. 2).  $B$  represents the rule body that specify some words/phrases in a sentence and describes their types and relation, and  $H$  represents the rule head which gives regularization advice. We parse these explanations into structured rules with a Combinatory Categorical Grammar (CCG) based semantic parser (Zettlemoyer & Collins, 2005). For parsing, we define a lexicon of common expressions (e.g., “directly after”, “negative word”) and implement the corresponding operations with neural models (described in Sec. 3.3). More details about the lexicon can be found in Appendix B. Before constructing neural model based on a rule, we first execute it on its reference instance  $s_{ref}$  and only keep it when the rule head  $B$  outputs True. This step ensures the quality of explanations and parsed rules. After first-time parsing, we show the parsing results to annotators and let them further evaluate the parsing quality. If annotators think the parsed rules are not equivalent with their original explanations, they can iteratively modify their explanations or update the lexicon. For example, if the annotator wrote “X is religion”, while “religion” is not in the pre-defined lexicon, the sentence will be ignored by CCG parser at first. To correct the mistake, the annotator can either replace “religion” with “religious” in the explanation, or directly add “religion” to the lexicon. About 85% of explanations can be parsed correctly in the first time.



**Figure 4. Examples for FILL and FIND modules.** Fill module can capture structure similarities, such as named entity type, part-of-speech tag, etc. FIND module can detect synonyms of  $p_{ref}$ .

### 3.3. Rule Execution

Inspired by Ye et al. (2020), we build a neural model to execute parsed FOL rules and match unlabeled data. Fig. 2 provides an illustration. Based on the reference instance “Sweden has been proved to be a failure”, together with its explanation, we build a neural model  $G$  to identify unlabeled sentences in  $\mathcal{D}_T^{train}$  that match the parsed rules. For an unlabeled instance  $s$  the output of the model that applies rules parsed from explanation  $e_i$  is denoted  $G_i(s) = (c, r, z)$ . Here,  $z$  is a confidence score reflecting how well the rules extracted from explanation  $e_i$  match the unseen sentence  $s$ ,  $c$  is a noisy label extracted from explanation  $e_i$ , and  $r$  is the regularization advice.

To construct the neural model  $G$ , we design 4 learnable atomic modules: FIND, FILL, COMPARE and LOGIC. Each module supports *hard* and *soft* matching in different application scenarios. *Hard* matching strictly follows extracted rules, and thus yields more precise results. In our earlier example, a sentence will be matched if and only if it contains Sweden and failure with hard matching. In contrast, *soft* matching allows some relaxation of rules, and generates a larger number of matched instances. For example, with soft matching Sweden can be generalized to Britain, and failure to stupid.

**FIND module** is designed to detect semantic similarities. Given the reference sentence  $s_{ref}$  and a word  $p_{ref}$  in it, the module will find span  $p$  of same meaning with  $p_{ref}$  in the unlabeled instance  $s$ . The *hard* version will search for an exact match of  $p_{ref}$  in  $s$  with a matching score of either 0 or 1. Due to complicate linguistic phenomena like polysemy or synonym, this method may not find an exact match  $p$ . On the contrary, human will regard failure and defeat as same meaning despite their different spelling. To further broaden matching coverage and improve generalization ability, we use neural model as the *soft* version of FIND module to find synonyms, coreference and morphological/spelling variation of  $p_{ref}$  as candidates for  $p$ . Given a sentence  $s = [x_1, x_2, \dots, x_m]$ , we first encode the sentence with a BERT-base model (Devlin et al., 2019) and obtain each token’s representation vectors  $[h_1, h_2, \dots, h_m]$ . Given



a span  $[l, r]$  as a possible  $p$ , we apply mean pooling over the tokens within the span to get phrase representation as  $e = \sum_{j=l}^r h_j / (r - l)$ .

The score of  $p$  (in  $s$ ) being semantically similar to  $p_{ref}$  (in  $s_{ref}$ ) is computed by cosine similarity between the contextualized representations of two phrases  $p$  and  $p_{ref}$ , i.e.,  $\text{Sim}(p, p_{ref}) = e^T e_{ref} / (\|e\| \cdot \|e_{ref}\|)$ .

**FILL** module can capture structural similarities between the reference instance and the unlabeled instance. Given an instance  $s$ , FILL module will find  $p$  that plays the same role as  $p_{ref}$  in  $s_{ref}$ . Firstly, the model will find the word  $p_{ref}$ 's named entity type, dependency parse structure and constituency parse structure (implemented in *spaCy*). Targeting to our tasks and collected explanations, we additionally incorporate identity type, sentiment type and hate-word type. For identity detection, we take the list in (Jin et al., 2020) which contains group identifiers such as "women" or "black". We further enlarge the list for our task. For sentiment label, we use the subjectivity lexicon (Wilson et al., 2005) to decide if a word is positive, negative or neutral. We slightly enlarge the original list for omitting cognates. In addition, because we aim at hate speech task, we further define "hateful word" type and use the word list obtained from HateBase<sup>1</sup>. In *hard* version, we search every word in  $s$  in the corresponding word list to see if its type is same with  $p_{ref}$  and find suitable candidates for  $p$ . For the *soft* version, we extend the hard-matching results by using softened FIND module to find their synonyms.

**COMPARE** module can conduct distance comparisons between words. Annotators can use either natural distance or dependency distance to describe the relative location between words/phrases in their explanations. In most cases, it is enough to use natural distance between spans, e.g.,  $X$  is within 3 words before  $Y$ . However, in some situations, two relative words will be far apart from each other due to the complex syntactic structure of instance. To deal with it, we introduce *dependency distance* to describe their relation. After parsing a sentence into a dependency tree, we use  $d_{dep}$  to denote the steps between two nodes in the tree. The *hard* version will execute the rule in strict manner:  $P(d_1 \leq d_0) = 1$  when  $d_1 \leq d_0$  and 0 otherwise. The *soft* version support using continuous value to represent how much the instance violates the rule:

$$P(d_1 \leq d_0) = \begin{cases} 1 & d_1 \leq d_0; \\ \max(1 - \frac{1}{4}(\frac{d_1 - d_0}{|d_0| + 1})^2, 0) & d_1 > d_0. \end{cases} \quad (1)$$

**LOGIC** module is used to execute logic operations. Rule body  $B$  may contain several statements aggregated by "and" and "or". In the *hard* version, the module will output either 1 or 0. In the *soft* version, LOGIC module will conduct soft

Table 2. Examples for soft matching via neural model. Compositional explanations characterize *how* the instances should be regularized. Following human explanations, unlabeled instances are matched by the neural model.

---

#### Compositional Explanation

**Reference Instance:** They prove more *distressing* than *attractive*.

**Label:** Negative.

**Rule Body:** X is "*distressing*". Y is "*than*". Z is "*attractive*". X is negative. X is immediately before Y. Z is positive. Y is immediately before Z.

**Rule Head:** Attribution score of X should be increased.

#### Matched Instance

**Instance:** Self-flagellation is more *depressing* than *entertaining*.

**Noisy Label:** Negative.

**Regularization Advice:** X is "*depressing*". Attribution score toward negative of X should be increased.

**Soft-Matching Details:** "distressing" and "depressing" are synonyms. "attractive" and "entertaining" are synonyms. The semantic similarity is captured by softened FIND module.

---

#### Compositional Explanation

**Reference Instance:** Comedy that takes an astonishingly *condescending* attitude *toward* *women*.

**Label:** Negative.

**Rule Body:** X is "*condescending*". Y is "*toward*". Z is "*women*". X is negative. Y is a preposition. Z is an identity. Y is immediately before Z. X is before Y within 2 words.

**Rule Head:** Attribution score of X should be increased. Interaction score of X and Z should be increased.

#### Matched Instance

**Instance:** It could be the *worst* film a man has made *about* *women* since valley of the dolls.

**Noisy Label:** Negative.

**Regularization Advice:** X is "*worst*". Z is "*women*". Attribution score of X should be increased. Interaction score of X and Z should be increased.

**Soft-Matching Details:** X is actually 5 words before Y in this instance, while the explanation specifies that the distance should be smaller than 2. The softened COMPARE module allows slight violation to distance constraints and is able to match this instance.

---

logic on aggregating two probabilities, i.e.,  $\text{AND}(p_1, p_2) = \max(p_1 + p_2 - 1, 0)$ ;  $\text{OR}(p_1, p_2) = \min(p_1 + p_2, 1)$ .

Based on the four atomic modules, the neural model can execute logic rules parsed from human explanations and find generalized instances. For the *hard* version, we only accept matched instances with score 1 and formulate  $\mathcal{D}_T^{\text{match}}$ . For the *soft* version, we set a threshold for confidence score for filtering instances with low quality. We describe two soft matching examples in detail in Table 2. The first example mainly uses the FIND module. The second example mainly uses the COMPARE module.

### 3.4. Explanation Regularization

For regularization we consider two feature attribution methods to extract importance and interaction scores between words and phrases - Integrated Gradient (Sundararajan et al., 2017) and Sampling and Occlusion (Jin et al., 2020) methods. Next, we briefly introduce their formulations, and in-

<sup>1</sup>[https://hatebase.org/search\\_results](https://hatebase.org/search_results)

roduce our approach to quantify interactions based on two algorithms; finally, we introduce the regularization terms we use in model refinement.

**Importance Attribution Algorithms.** Integrated Gradients (IG) compute an importance score of a feature (word)  $x_i$  as the integrated gradient along the straightline path from the input  $\mathbf{x}$  and a neutral baseline  $\mathbf{x}'$  (e.g., a sequence of all padding tokens). Formally, the importance score of a word  $x_i$  for a label  $c$  is written as,

$$\phi^c(x_i; \mathbf{x}) = (x_i - x'_i) \cdot \int_{\alpha=0}^1 \frac{\partial f^c(\mathbf{x}' + \alpha \cdot (\mathbf{x} - \mathbf{x}'))}{\partial x_i}, \quad (2)$$

where  $\mathbf{x}'$  is the baseline input and  $f^c(\cdot)$  is the model prediction score for a class  $c$ .

Sampling and occlusion (SOC) assigns the importance score of a phrase  $p = x_{i..j}$  (one or a sequence of words) as the expectation of the prediction change under context replacement within a fix-sized neighboring region  $\delta$ . We use  $f^c(\mathbf{x}_{-\delta}; \hat{\mathbf{x}}_\delta)$  to denote model prediction when the words in  $\mathbf{x}$  within  $\delta$  region is replaced with sampled  $\hat{\mathbf{x}}_\delta$ ; and use  $f^c(\mathbf{x}_{-\{\delta,p\}}; \hat{\mathbf{x}}_\delta; \mathbf{0}_p)$  to further denote the model prediction when the phrase  $p$  is replaced with padding tokens  $\mathbf{0}_p$ . The importance of the phrase  $p$  in the input  $\mathbf{x}$  is computed as,

$$\phi^c(p; \mathbf{x}) = \frac{1}{|\mathcal{S}|} \sum_{\hat{\mathbf{x}}_\delta \in \mathcal{S}} [f^c(\mathbf{x}_{-\delta}; \hat{\mathbf{x}}_\delta) - f^c(\mathbf{x}_{-\{\delta,p\}}; \hat{\mathbf{x}}_\delta; \mathbf{0}_p)], \quad (3)$$

where  $\hat{\mathbf{x}}_\delta$  are replaced neighboring words sampled from a replacement set  $\mathcal{S}$  (e.g., sampled from a language model pre-trained on the training set). Specifically, with the neighboring range  $\delta$  set as 0,

$$\phi^c(p; \mathbf{x}) = f^c(\mathbf{x}) - f^c(\mathbf{x}_{-p}; \mathbf{0}_p), \quad (4)$$

the explanation is the same as input occlusion (or leave-one-out) algorithm (Zintgraf et al., 2017), which is the prediction difference between erasing and keeping  $p$  in the sentence.

**Quantifying Interactions.** We borrow the definition of interaction from the cooperative game theory (Fujimoto et al., 2006). Intuitively, this interaction describes how the importance of a phrase changes when the other word or phrase is absent or present. Based on the definition, we define the interaction score between two phrases  $p$  and  $q$  for predicting a class  $c$  as

$$\varphi^c(p, q; \mathbf{x}) = \phi^c(p; \mathbf{x}) - \phi_{-q}^c(p; \mathbf{x}), \quad (5)$$

where  $\phi_{-q}^c(p; \mathbf{x})$  denotes the importance score of  $p$  after masking the phrase  $q$  from the sentence.

**Regularizing Importance and Interaction Scores.** We adjust the importance and interaction scores according to

human explanations. The target importance and interaction scores  $t_p^c$  and  $\tau_{p,q}^c$  are extracted from human explanations, and set to 0 if suggested to decrease, and 1 if suggested to increase. To impose the regularization, we create regularization terms of  $\ell_2$  distance between the current importance and interaction scores and the targets, summed over all  $C$  classes and phrases  $p \in \mathcal{R}$  matched by the rule body.

$$\mathcal{L}^{attr} = \sum_c \sum_{p \in \mathcal{R}} (\phi^c(p; \mathbf{x}) - t_p^c)^2; \quad (6)$$

$$\mathcal{L}^{inter} = \sum_c \sum_{\{p,q\} \in \mathcal{R}} (\varphi^c(p, q; \mathbf{x}) - \tau_{p,q}^c)^2. \quad (7)$$

The regularization term is appended to the training loss by,

$$\mathcal{L} = \mathcal{L}' + \alpha(\mathcal{L}^{attr} + \mathcal{L}^{inter}), \quad (8)$$

where  $\alpha$  is the hyperparameter to control the strength of the regularization term.  $\mathcal{L}'$  is the classification loss when we choose to use the noisy labels in  $\mathcal{D}_T^{match}$ .

## 4. Experiments

In this section, we present our experiments on hate speech detection and sentiment analysis with three source-target dataset combinations. We layout our experiment setup in Sec. 4.1, and discuss our results and findings in Sec. 4.2.

### 4.1. Experiment Setup

**Datasets.** For hate speech detection, we use the Gab Hate Corpus (GHC) (Kennedy et al.) as the target domain dataset. The GHC dataset contains 27,665 posts collected from the social networking service ‘‘Gab’’, where 8% of the posts are annotated as hate speech. The Stormfront dataset (de Gibert et al., 2018) and the HatEval (Basile et al., 2019) dataset are selected as source datasets. The training set of Stormfront contains 7,897 sentences extracted from the white supremacist forum ‘‘Stormfront’’, where 14% are labeled as hate speech. The training set of HatEval contains 9,000 messages extracted from Twitter where 42% of the Tweets are labeled as hate speech. The two source datasets contain shorter and simpler sentences than those of GHC. For sentiment analysis, we first train on the Stanford Sentiment Treebank-2 (SST-2) dataset (Socher et al., 2013), and apply the model to the AmazonMusic dataset from AmazonProduct (He & McAuley, 2016). AmazonMusic contains complex knowledge about music, while SST-2 needs specific domain knowledge about movie review. This combination of datasets can show the effectiveness of introducing human knowledge in model refinement.

**Explanation Collection and Generalization.** From the error cases of the model trained on the Stormfront dataset

Table 3. **Main Results on BERT-base for different regularization settings on three pairs of datasets.** We report F1 scores on source domain and target domain, and FPRD on IPTTS as fairness metric for hate speech task. Best results are **bold**. Regularization based on both hard- and soft-matching improves the target domain performance of the source model, and also reduces unintended bias.

Dataset	HatEval → GHC			Stormfront → GHC			AmazonMusic → SST-2	
Metrics	Source F1 (↑)	Target F1 (↑)	FPRD (↓)	Source F1 (↑)	Target F1 (↑)	FPRD (↓)	Source F1 (↑)	Target F1 (↑)
Source model	64.2±0.3	29.5±2.5	115.6	57.2±0.7	42.1±1.5	16.0	91.4±0.4	83.5±2.5
<i>With only reg.</i>								
- Hard reg. with IG	63.2±0.6	34.4±1.4	197.2	<b>55.4±1.9</b>	43.7±0.2	23.3	91.1±0.0	85.2±0.1
- Hard reg. with SOC	63.1±0.4	37.6±2.6	73.6	54.2±2.2	43.8±0.4	<b>6.8</b>	91.1±0.0	85.2±0.3
- Soft reg. with IG	<b>63.2±0.3</b>	33.2±0.8	204.9	54.7±1.4	42.8±1.8	41.6	91.1±0.0	85.0±0.2
- Soft reg. with SOC	63.2±1.1	<b>39.5±1.5</b>	<b>19.4</b>	52.6±4.0	<b>44.6±1.6</b>	7.2	91.1±0.0	<b>85.3±0.1</b>
<i>With reg. &amp; noisy labels</i>								
- No reg.	56.3±0.8	<b>48.7±1.4</b>	148.0	42.0±1.6	50.0±0.5	59.2	90.7±0.1	86.0±0.6
- Soft reg. with IG	<b>61.9±0.9</b>	48.1±3.0	199.4	<b>51.4±4.6</b>	47.5±1.1	<b>12.8</b>	<b>91.2±0.1</b>	87.0±3.7
- Soft reg. with SOC	60.0±2.3	48.1±0.7	<b>105.7</b>	47.4±1.9	<b>51.1±1.6</b>	34.6	91.1±0.2	<b>87.3±0.1</b>
Upper bound	60.0±2.3	51.5±0.9	333.3	46.9±2.4	52.9±1.0	115.0	90.4±0.1	92.9±0.4

and evaluated on the validation set of GHC, human annotators provided 40 natural language explanations. Due to different toxicity ratios of the two domains, we only collect explanations for hateful instances. We defer the discussion on this choice to the ablation study on hate-labeled rules and nonhate-labeled rules in Sec. 4.2. We generalize the explanations to 237 instances in *hard* version and 278 instances in *soft* version with a threshold of 0.7 for matching confidence score. As the human explanations contain specific information of the GHC dataset, we reuse them for the HatEval→GHC setting.

Since the sentiment analysis datasets are balanced, we collect 29 human explanations of both classes for SST-2, 10 for positive and 19 for negative respectively. The *hard* and *soft* version of neural model yields 1308 and 1737 instances respectively. Since the datasets of sentiment analysis are large, we set the threshold as 0.6 to filter out those results with a lower confidence score. Annotators usually spend about 150 seconds on writing an explanation on average. On the contrary, it takes at least 35 seconds and 10 seconds to provide pseudo label for each instance on hate speech and sentiment analysis, respectively, so our approach of soliciting compositional explanations is more efficient than collecting direct supervision.

**Compared Methods.** We first use BERT-Base (Devlin et al., 2019), a pre-trained language model to train a source model  $f_S$  on the source dataset. In the refinement stage, we conduct experiments in three different settings: (1) **With only Regularization**, which refines the source model solely with the regularization term (*i.e.*,  $\mathcal{L}' = 0$ ) based on hard-matching results and soft-matching results. (2) **With Regularization & Noisy Labels**, which introduces noisy labels to fine-tune the existing model. The labels are provided by

hard-matching to ensure the quality. For hate speech detection, since we only collect explanations for *hate*-labeled instances, we sample some *non-hate* instances from the target domain to balance the data distribution. The regularization term is provided by soft-matching to enlarge the diversity of knowledge. (3) **Upper bound** refers to fine-tuning with the entire labeled dataset on target domain. We conduct experiments with and without regularization to show the effectiveness of our method. We apply both mentioned feature attribution methods, IG and SOC, for regularization. We also extend our method to other language models including BERT-Large (Devlin et al., 2019) and RoBERTa-Base (Liu et al., 2019). Experiment details about hyper-parameters will be introduced in Appendix A.

**Evaluation Metrics.** In addition to F1-scores on source domain and target domain test sets, we additionally evaluate the hate speech classifiers on the Identity Phrase Templates Test Set (Dixon et al., 2018), a synthetic dataset generated from identity phrases. The dataset contains 77,000 samples, with 50% of them controlled as toxic. We evaluate the unintended bias for identity phrases  $T$  by computing the False Positive Rate Difference (FPRD) (Dixon et al., 2018) as  $\sum_{t \in T} |FPR - FPR_t|$ , where  $FPR_t$  is the false positive rate computed upon the subset of samples that contain the term  $t$ . A smaller value in FPRD suggests the model is less biases and fairer.

## 4.2. Results and Analysis

**Main Results on BERT-Base.** Table 3 shows results of different regularization settings on three (source, target) dataset pairs. We observe improvement on target performance of all settings. Meanwhile, the source performance are maintained to some degree, *i.e.*, better than upper bound in most cases.

Results with labels are constantly better than those with only regularization, which demonstrates that our noisy labels are accurate enough and play an important role in low-resource situation. For **with only reg.**, best target performance is yielded by *Soft reg. with SOC*, indicating that model can learn more knowledge from enlarged soft-matching results, and SOC can suit with our framework better than IG. With the power of human explanations, both hard and soft *reg. with SOC* can improve model fairness. In the setting of **with reg. & noisy labels**, we observe that soft regularization can usually further improve model performance in addition to *no reg.*. Most notably, our best target performance is almost equivalent with the upper bound. It demonstrates that our label-efficient approach is comparable with supervision method, while saves a large amount of time to annotate whole training set.

**Results on other LMs.** In addition to BERT-Base, we apply our framework to refine other pre-trained language models, including BERT-Large and RoBERTa-Base (Liu et al., 2019). The experiments are done with HatEval  $\rightarrow$  GHC setting. We train the source models with the HatEval dataset, and apply regularization with the same 40 human explanations from our BERT-Base experiments. From Table 4, we can observe target domain performance and fairness metric improvements after regularizing the models. The results demonstrate that our method is a generic method, and it can be widely applied to different pre-trained language models. As we reuse the same set of 40 human explanations, we also show that the compositional explanations effectively capture potential biases in the source domain and help adapt to the target domain.

Table 4. Refining BERT-Large and RoBERTa-Base. Results are from the HatEval  $\rightarrow$  GHC setting. Our method also effectively improves the source models that are built upon other pre-trained language models.

Language Model	BERT-Large		RoBERTa-Base	
Metrics	F1 ( $\uparrow$ )	FPRD ( $\downarrow$ )	F1 ( $\uparrow$ )	FPRD ( $\downarrow$ )
Source model	31.4 $\pm$ 1.4	124.3	30.9 $\pm$ 1.9	61.6
<i>With only reg.</i>				
- Hard reg. with SOC	33.6 $\pm$ 1.1	134.0	37.9 $\pm$ 1.5	14.2
- Soft reg. with SOC	35.6 $\pm$ 3.3	42.4	39.4 $\pm$ 0.5	20.6
<i>With reg. &amp; noisy labels</i>				
- No reg.	49.4 $\pm$ 0.8	56.7	47.8 $\pm$ 0.4	244.7
- Soft reg. with SOC	48.7 $\pm$ 1.5	49.5	48.1 $\pm$ 1.7	126.8
Upper bound	52.5 $\pm$ 0.4	98.0	50.6 $\pm$ 0.4	263.2

**Ablation Study on Hate-labeled Rules and Nonhate-labeled Rules for GHC.** To reveal the reason that we only collect hate-labeled explanations, we show the ablation results in Table 5. Besides 40 hate-labeled rules, we also collect 4 nonhate-labeled rules, and conduct experiments

with them separately and together. We can see that regularization with only hateful rules has the best performance on the target domain and fairness metric. This is related to the class imbalance of Stormfront. The source model trained on Stormfront has a much higher false negative rate (42.4%) than false positive rate (10.5%) on GHC. It requires hate-labeled rules to mitigate the behavior of making false negative predictions.

Table 5. Ablation study on hate-labeled and nonhate-labeled rules on Gab Hate Corpus. Hate-labeled rules contain more precise information to better improve model performance.

Dataset	Stormfront $\rightarrow$ GHC		Hateval $\rightarrow$ GHC	
Metrics	F1 ( $\uparrow$ )	FPRD ( $\downarrow$ )	F1 ( $\uparrow$ )	FPRD ( $\downarrow$ )
Source Model	42.1 $\pm$ 1.5	16.0	29.5 $\pm$ 2.5	115.6
Nonhate-labeled rules	43.2 $\pm$ 0.4	9.0	32.1 $\pm$ 0.5	175.3
All rules	43.2 $\pm$ 0.4	8.2	32.4 $\pm$ 0.2	174.5
Hate-labeled rules	<b>44.6<math>\pm</math>1.6</b>	<b>7.2</b>	<b>39.5<math>\pm</math>1.5</b>	<b>19.0</b>

**Ablation Study on Attribution and Interaction.** To study the effects of regularizing attribution and interaction, we conduct experiments on them separately and report the performance on two tasks in Table 6. Results show that both attribution and interaction can contribute to performance improvements and bias elimination. Although the results of *reg with inter.* are not as powerful as *reg with attr.*, it is possibly because that explanations contain more information about word attribution, which is more intuitive for human.

Table 6. Ablation study on regularizing attribution and interaction. Both regularizing attribution and interaction scores yield improvements over the source model.

Dataset	Stormfront $\rightarrow$ GHC		AmazonMusic $\rightarrow$ SST-2
Metrics	F1 ( $\uparrow$ )	FPRD ( $\downarrow$ )	F1 ( $\uparrow$ )
Source model	42.1 $\pm$ 1.5	16.0	83.5 $\pm$ 2.5
reg. with a.	44.6 $\pm$ 1.6	7.2	85.3 $\pm$ 0.1
reg. with i.	43.2 $\pm$ 0.1	8.5	85.1 $\pm$ 0.1

**Different Numbers of Explanations.** We show model performance on GHC adapted from Stormfront with different numbers of explanations in Fig 5. For every number, we randomly sample three sets of explanations to eliminate the difference of their quality and generalization ability. The figure demonstrates that the improvement of model performance becomes larger when we introduce more explanations into regularization. It indicates that model can learn more diverse knowledge from more explanations.

**Sensitivity Study on Negative Samples.** On hate speech task, we use negative sampling to balance the label ratio. We study the model sensitivity of different numbers of sampled instances, *i.e.*, 500, 1600 and 3000, each number with 3



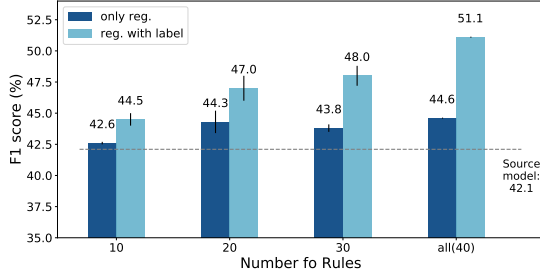


Figure 5. Performance on GHC refined from Stormfront using different number of explanations. More explanations introduce more diverse human knowledge and thus lead to better performance after model refinement.

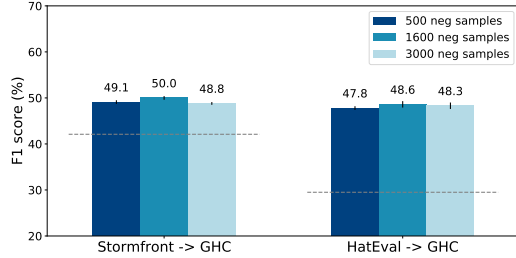


Figure 6. Sensitivity study on different negative samplings. The model is not quite sensitive to different sampling numbers and different random samplings of the same amount.

random samplings from target domain. It can be observed that the variances of performance between difference number and different sampling are very small. It shows that the model improvement is achieved by applying our approach instead of incorporating labels from target domain. Our main results are based on *sampling 1600*, which has best performance among all.

**Sensitivity Study on Regularization Strength.** To study the model sensitivity of regularization strength, we tune it between 0.003 and 0.03 in the experiments of *With reg. & noisy Labels* with SOC on two tasks and report the results in Fig. 7. The refined models can improve the source model performance with a wide range of regularization strengths, and achieve best performance with a modest value.

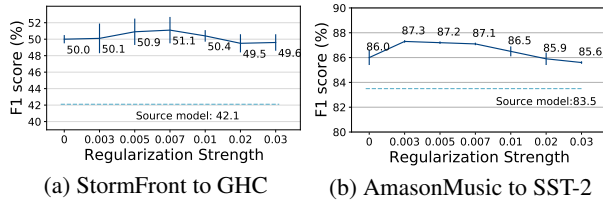


Figure 7. Sensitivity study on different regularization strength. Soft reg. with SOC with noisy labels of different reg. strength can constantly bring improvement on source model, and most of them can outperform model refinement without regularization.

**Rule Body:** X is “dumb” Y is a hateful word. X is directly before Y.  
**Rule Head:**  
 Attribution score of X should be increased. Attribution score of Y should be increased. Interaction score of X and Y should be increased.

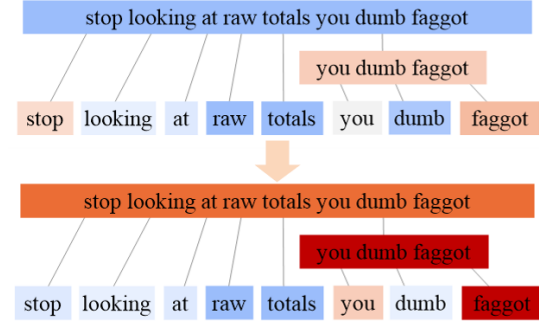


Figure 8. Post-hoc explanation heat-maps before and after model refinement. Word spans contributing to hate are red, and non-hate word spans are blue. The prediction is corrected as hate after model refinement. The words “dumb” and “faggot” are detected as variables X and Y, and they are adjusted towards hate.

**Case Study.** Fig. 8 demonstrates an example to show the effect of model refinement. The corresponding human explanation is on the top. The first heat-map is produced by SOC algorithm based on source model  $f_S$ , and the second heat-map is based on  $f_T$ , the refined model. We observe that the refined model makes correct prediction. The differences between the two maps demonstrate that attribution scores are adjusted according to human explanations, as expected.

## 5. Conclusion

In this work, we introduce a novel framework to refine an existing neural network model with human-provided compositional explanations and post-hoc regularization technique. To break the bottlenecks of previous explanation regularization methods, our method (1) supports more diverse ways of regularization (*i.e.*, both feature attributions and interactions) and (2) broadens regularization coverage by generalizing from first-order logic rules obtained from human provided-explanation. We believe our work opens up a new way to communicate human’s knowledge to neural network learning and refinement, and explores the possibility of supervising model features with high-level human explanations, as opposed to the traditional paradigm of supervising a model with large-scale input-output examples. Extensive experiments demonstrate that our framework can improve source model’s performance on different tasks and reduce unintended bias. Future work may expand on our method by adapting it to more challenging tasks such as reading comprehension and language generation, where the decision space is significantly larger; or by incorporating human feedback in multiple turns to achieve optimal performance in the target domain.

## References

- Basile, V., Bosco, C., Fersini, E., Nozza, D., Patti, V., Pardo, F., Rosso, P., and Sanguinetti, M. Semeval-2019 task 5: Multilingual detection of hate speech against immigrants and women in twitter. In *SemEval@NAACL-HLT*, 2019.
- Binder, A., Montavon, G., Lapuschkin, S., Müller, K., and Samek, W. Layer-wise relevance propagation for neural networks with local renormalization layers. In *ICANN*, 2016.
- Chen, J., Wu, X., Rastogi, V., Liang, Y., and Jha, S. Robust attribution regularization. In *NeurIPS*, 2019.
- Chen, M., Weinberger, K. Q., and Blitzer, J. Co-training for domain adaptation. In *Nips*, volume 24, pp. 2456–2464. Citeseer, 2011.
- Daume III, H. and Marcu, D. Domain adaptation for statistical classifiers. *Journal of artificial Intelligence research*, 26:101–126, 2006.
- de Gibert, O., Perez, N., García-Pablos, A., and Cuadros, M. Hate speech dataset from a white supremacy forum. *arXiv preprint arXiv:1809.04444*, 2018.
- Devlin, J., Chang, M.-W., Lee, K., and Toutanova, K. Bert: Pre-training of deep bidirectional transformers for language understanding. In *NAACL-HLT*, 2019.
- Dixon, L., Li, J., Sorensen, J., Thain, N., and Vasserman, L. Measuring and mitigating unintended bias in text classification. In *Proceedings of the 2018 AAAI/ACM Conference on AI, Ethics, and Society*, pp. 67–73, 2018.
- Erion, G., Janizek, J., Sturmfels, P., Lundberg, S. M., and Lee, S.-I. Learning explainable models using attribution priors. *ArXiv*, abs/1906.10670, 2019.
- Fails, J. A. and Olsen Jr, D. R. Interactive machine learning. In *Proceedings of the 8th international conference on Intelligent user interfaces*, pp. 39–45, 2003.
- Fiebrink, R., Cook, P., and Trueman, D. Human model evaluation in interactive supervised learning. In *CHI*, 2011.
- Fujimoto, K., Kojadinovic, I., and Marichal, J. Axiomatic characterizations of probabilistic and cardinal-probabilistic interaction indices. *Games Econ. Behav.*, 55:72–99, 2006.
- Ganin, Y. and Lempitsky, V. Unsupervised domain adaptation by backpropagation. In *International conference on machine learning*, pp. 1180–1189. PMLR, 2015.
- Glorot, X., Bordes, A., and Bengio, Y. Domain adaptation for large-scale sentiment classification: A deep learning approach. In *ICML*, 2011.
- Guidotti, R., Monreale, A., Turini, F., Pedreschi, D., and Giannotti, F. A survey of methods for explaining black box models. *ACM Computing Surveys (CSUR)*, 51:1–42, 2019.
- Guo, X., Li, Y., and Ling, H. Lime: Low-light image enhancement via illumination map estimation. *IEEE Transactions on Image Processing*, 26:982–993, 2017.
- He, R. and McAuley, J. Ups and downs: Modeling the visual evolution of fashion trends with one-class collaborative filtering. *Proceedings of the 25th International Conference on World Wide Web*, 2016.
- Janizek, J., Sturmfels, P., and Lee, S.-I. Explaining explanations: Axiomatic feature interactions for deep networks. *ArXiv*, abs/2002.04138, 2020.
- Jin, X., Du, J., Wei, Z., Xue, X., and Ren, X. Towards hierarchical importance attribution: Explaining compositional semantics for neural sequence models. *ArXiv*, abs/1911.06194, 2020.
- Kádár, Á., Chrupała, G., and Alishahi, A. Representation of linguistic form and function in recurrent neural networks. *Computational Linguistics*, 43:761–780, 2017.
- Kennedy, B., Atari, M., Davani, A. M., Yeh, L., Omrani, A., Kim, Y., Coombs, K., Havaladar, S., Portillo-Wightman, G., Gonzalez, E., et al. The gab hate corpus: A collection of 27k posts annotated for hate speech.
- Kennedy, B., Jin, X., Davani, A. M., Dehghani, M., and Ren, X. Contextualizing hate speech classifiers with post-hoc explanation. *ACL*, 2020.
- Kingma, D. P. and Ba, J. Adam: A method for stochastic optimization. *CoRR*, abs/1412.6980, 2015.
- Kulesza, T., Burnett, M., Wong, W.-K., and Stumpf, S. Principles of explanatory debugging to personalize interactive machine learning. In *Proceedings of the 20th international conference on intelligent user interfaces*, pp. 126–137, 2015.
- Lertvittayakumjorn, P., Specia, L., and Toni, F. Find: human-in-the-loop debugging deep text classifiers. *arXiv preprint arXiv:2010.04987*, 2020.
- Liu, F. and Avci, B. Incorporating priors with feature attribution on text classification. In *ACL*, 2019.
- Liu, Y., Ott, M., Goyal, N., Du, J., Joshi, M., Chen, D., Levy, O., Lewis, M., Zettlemoyer, L., and Stoyanov, V. Roberta: A robustly optimized bert pretraining approach. *ArXiv*, abs/1907.11692, 2019.
- Lundberg, S. and Lee, S.-I. A unified approach to interpreting model predictions. In *NIPS*, 2017.

- Mohseni, S., Zarei, N., and Ragan, E. D. A survey of evaluation methods and measures for interpretable machine learning. *ArXiv*, abs/1811.11839, 2018.
- Plumb, G., Al-Shedivat, M., Xing, E., and Talwalkar, A. Regularizing black-box models for improved interpretability (hill 2019 version). *NeurIPS*, 2020.
- Ribeiro, M. T., Singh, S., and Guestrin, C. "why should i trust you?": Explaining the predictions of any classifier. *Proceedings of the 22nd ACM SIGKDD International Conference on Knowledge Discovery and Data Mining*, 2016.
- Rieger, L., Singh, C., Murdoch, W., and Yu, B. Interpretations are useful: penalizing explanations to align neural networks with prior knowledge. In *International Conference on Machine Learning*, pp. 8116–8126. PMLR, 2020.
- Ross, A., Hughes, M., and Doshi-Velez, F. Right for the right reasons: Training differentiable models by constraining their explanations. In *IJCAI*, 2017.
- Settles, B. Active learning literature survey. 2009.
- Shrikumar, A., Greenside, P., and Kundaje, A. Learning important features through propagating activation differences. *ArXiv*, abs/1704.02685, 2017.
- Silva, L. A., Mondal, M., Correa, D., Benevenuto, F., and Weber, I. Analyzing the targets of hate in online social media. *ArXiv*, abs/1603.07709, 2016.
- Socher, R., Perelygin, A., Wu, J., Chuang, J., Manning, C. D., Ng, A., and Potts, C. Recursive deep models for semantic compositionality over a sentiment treebank. In *EMNLP*, 2013.
- Sundararajan, M., Taly, A., and Yan, Q. Axiomatic attribution for deep networks. *ArXiv*, abs/1703.01365, 2017.
- Teso, S. and Kersting, K. Explanatory interactive machine learning. In *Proceedings of the 2019 AAAI/ACM Conference on AI, Ethics, and Society*, pp. 239–245, 2019.
- Tsang, M., Rambhatla, S., and Liu, Y. How does this interaction affect me? interpretable attribution for feature interactions. *NeurIPS*, 2020.
- Vigna, F. D., Cimino, A., Dell’Orletta, F., Petrocchi, M., and Tesconi, M. Hate me, hate me not: Hate speech detection on facebook. In *ITASEC*, 2017.
- Waseem, Z. and Hovy, D. Hateful symbols or hateful people? predictive features for hate speech detection on twitter. In *SRW@HLT-NAACL*, 2016.
- Wilson, T., Wiebe, J., and Hoffmann, P. Recognizing contextual polarity in phrase-level sentiment analysis. In *HLT/EMNLP*, 2005.
- Wolf, T., Debut, L., Sanh, V., Chaumond, J., Delangue, C., Moi, A., Cistac, P., Rault, T., Louf, R., Funtowicz, M., Davison, J., Shleifer, S., von Platen, P., Ma, C., Jernite, Y., Plu, J., Xu, C., Le Scao, T., Gugger, S., Drame, M., Lhoest, Q., and Rush, A. Transformers: State-of-the-art natural language processing. In *Proceedings of the 2020 Conference on Empirical Methods in Natural Language Processing: System Demonstrations*, pp. 38–45, Online, October 2020. Association for Computational Linguistics. doi: 10.18653/v1/2020.emnlp-demos.6. URL <https://www.aclweb.org/anthology/2020.emnlp-demos.6>.
- Ye, Q., Huang, X., Boschee, E., and Ren, X. Teaching machine comprehension with compositional explanations. In *Findings of the Association for Computational Linguistics: EMNLP 2020*, pp. 1599–1615, 2020.
- Zettlemoyer, L. and Collins, M. Learning to map sentences to logical form: Structured classification with probabilistic categorical grammars. *ArXiv*, abs/1207.1420, 2005.
- Zintgraf, L. M., Cohen, T., Adel, T., and Welling, M. Visualizing deep neural network decisions: Prediction difference analysis. *ICLR*, 2017.

## A. Reproducibility Information

**Dataset.** For hate speech detection tasks, we download the Gab Hate Corpus (GHC) from (Kennedy et al., 2018)<sup>2</sup> and we randomly re-split the data into training set, dev set and test set with the ratio 8:1:1. The Stormfront and HatEval dataset can be downloaded from (de Gibert et al., 2018)<sup>3</sup> and (Basile et al., 2019)<sup>4</sup>. For sentiment analysis tasks, AmazonMusic is released by (He & McAuley, 2016)<sup>5</sup> and SST-2 dataset can be downloaded from (Socher et al., 2013)<sup>6</sup>.

**Training Details.** All our experiments are implemented with Transformers library (Wolf et al., 2020)<sup>7</sup>. For source model training, we fine-tune over BERT-Base, BERT-Large, and RoBERTa-Base models with the batch size of 32 and the learning rate of  $2 \times 10^{-5}$ . We use Adam (Kingma & Ba, 2015) for optimization. For upper bound model training, we fine-tune the source model with the same parameter setting. For hate speech tasks, due to the unbalanced ratio of negative and positive examples, we re-weight the training loss so that positive examples are weighted 10 times as negative examples for all the models. We perform validation every 400 steps for *with reg. & noisy labels* setting and every 100 steps for *with only reg.* setting. The training will be early-stopped when the dev F1 stops improving for 10 times, and the learning rate is halved when the dev F1 stops improving for 5 times. We conduct grid search on learning rate and regularization strength when tuning hyper-parameters. For *with only reg.* approach, we try learning rate of  $5 \times 10^{-6}$ ,  $8 \times 10^{-6}$ ,  $1 \times 10^{-5}$ ,  $2 \times 10^{-5}$ ,  $3 \times 10^{-5}$ ,  $4 \times 10^{-5}$ ,  $5 \times 10^{-5}$ ,  $6 \times 10^{-5}$  and  $7 \times 10^{-5}$  and regularization strength of 0.01, 0.02, 0.03, 0.04 and 0.05. For *with reg & noisy labels* approach, we try learning rate of  $1 \times 10^{-5}$ ,  $2 \times 10^{-5}$ ,  $3 \times 10^{-5}$  and  $4 \times 10^{-5}$  and regularization strength of 0.003, 0.005, 0.007, 0.01, 0.02 and 0.03. For every setting, we select the best set of hyper-parameters based on dev set performance. Then we run with 3 different random seeds and report the mean and standard deviation.

## B. Lexicon Details

We define a lexicon *str2predicate* to help the parser understand natural language explanations. The lexicon can map 301 words/phrases to 83 predicates, including 47 predicates to deal with 11 kinds of named entity types, 13 predicates to represent 7 part-of-speech tags, and other predicates to describe relation between words. For instance,

human annotators are allowed to use political, politician, religious and nationality to describe a word/phrase of NORP (Nationalities or religious or political groups), a NER type (\$NorpNER). Then the lexicon *raw\_lexicon* will map the predicate to corresponding function. For example, “\$NorpNER→NP{‘@NER’(‘NORP’)}” means that when annotators specify a noun phrase as “NorpNER” (using preceding words), the neural model will call a function @NER to check if the statement is True. We implement 25 functions to execute the predicates during the matching process. An example is included in Table 7.

---

### Compositional Explanation

**Instance:** *Sweden* has been proved to be a *failure*.

### Natural Language Explanation:

X is “*Sweden*”. Y is “*failure*”. X is a country. Y is negative. X is less than 3 dependency steps from Y. Therefore, attribution of X should be decreased, attribution of Y should be increased, and interaction of X and Y should be increased.

### First-Order Logic Rule:

@Is(X,country) ∧ @Is(Y,negative) ∧ @DependencyLessThan(X,Y,3)  
→ DecreaseAttribution(X) ∧ IncreaseAttribution(Y) ∧ IncreaseInteraction(X, Y)

---

Table 7. An example of compositional explanations. Human annotators provide compositional explanations in natural language. The explanations are parsed as first-order logic rules.

<sup>2</sup><https://osf.io/nqt6h/>

<sup>3</sup><https://github.com/Vicomtech/hate-speech-dataset>

<sup>4</sup><https://competitions.codalab.org/competitions/19935>

<sup>5</sup><https://sites.google.com/a/eng.ucsd.edu/ruining-he/>

<sup>6</sup><https://dl.fbaipublicfiles.com/glue/data/SST-2.zip>

<sup>7</sup><https://github.com/huggingface/transformers>