

# Search and Matching for Adoption from Foster Care

Nils Olberg

Department of Informatics, University of Zurich, Switzerland, olberg@ifi.uzh.ch

Ludwig Dierks

Department of Informatics, University of Zurich, Switzerland, dierks@ifi.uzh.ch

Sven Seuken

Department of Informatics, University of Zurich, Switzerland, seuken@ifi.uzh.ch

Vincent W. Slaugh

SC Johnson College of Business, Cornell University, USA, vslauch@cornell.edu

M. Utku Ünver

Department of Economics, Boston College, USA, unver@bc.edu

March 19, 2021

More than 100,000 children in the US foster care system are currently waiting for an adoptive placement. Adoption agencies differ significantly in what systems they use to identify matches between families and children. We consider two prominent alternatives: (1) *family-driven search*, where families respond to announcements made by the caseworker responsible for a child, and (2) *caseworker-driven search*, where caseworkers utilize a software tool to perform a targeted search for families. In this work, we compare these two systems via a game-theoretic analysis. We introduce a dynamic search-and-matching model that captures the heterogeneous preferences of families and children. This allows us to study their incentives during the search process, and we can compare the resulting welfare of the two systems in equilibrium. We first show that, in general, no system dominates the other, neither in terms of family welfare nor in terms of child welfare. This result may be surprising, given that the caseworker-driven approach employs a less wasteful search process. However, we do identify various advantages of the caseworker-driven approach. Our main theoretical result establishes that the equilibrium outcomes in caseworker-driven search can Pareto-dominate the outcomes in family-driven search, but not the other way around. We illustrate our results numerically to demonstrate the effect different model parameters (e.g., search costs and discount factors) have on welfare.

*Key words:* adoption, foster care, search, matching, equilibrium analysis, market design

## 1. Introduction

Each year, the United States foster care system serves around 700,000 children, many of whom have suffered some form of abuse, neglect, or abandonment. At any given point in time, approximately 440,000 children are in foster care. While most have a goal of

reuniting with their family or living with relatives, roughly 120,000 children are waiting for adoptive placements (Children’s Bureau 2020). Finding a permanent family for every child has become a public policy priority due to high levels of incarceration, homelessness, unemployment, and teen pregnancy observed in the population of children “aging out” of long-term foster care (Barth 1990, Triseliotis 2002, Courtney et al. 2010). In this paper, we focus on the subset of children who are legally clear for adoption and where a new home outside of the circle of relatives, friends, or acquaintances has to be identified.

When a child enters the child welfare system, a public or private agency takes over responsibility for that child. After the parental rights of birth parents have been terminated, the child becomes available for adoption. A *caseworker*, typically a social worker employed by county agencies or non-profit organizations, represents the child in the process of finding suitable adoptive parents. Children’s caseworkers utilize various approaches to identify good matches between families and children. The approaches primarily differ regarding what *search technology* is being used and regarding who initiates the first contact (Avery 2000).

### 1.1. Two Alternative Approaches for Matching Families and Children

In this work, we study two prominent approaches for matching families and children: *family-driven search (FS)* and *caseworker-driven search (CS)*.<sup>1</sup> We perform a game-theoretic analysis of these two approaches to understand the incentives that families and children face under each approach, and we compare their impact on welfare in equilibrium. Next, we briefly describe the two approaches.<sup>2</sup>

**1.1.1. Family-driven Search (FS)** In the first approach, a child welfare agency might send out an email announcement of a child’s availability with an invitation for families to respond if interested.<sup>3</sup> We label this approach family-driven search (FS), as families express interest in specific children that they observe. A child might have just entered the foster care system and is thus announced for the first time, or has been announced before but no

<sup>1</sup> During the course of this research project, we interviewed a North American adoption agency that had used a family-driven system for many years but recently switched to a caseworker-driven system. This motivated the research questions we tackle in this paper. The adoption agency did not have any editorial review rights for this paper.

<sup>2</sup> The real search and matching process involves several additional steps that we do not explicitly represent in our model.

<sup>3</sup> Technically, an announcement could also advertise a sibling set instead of just one child. However, we will treat sibling sets as single children in our model. Sibling sets are usually harder to match in practice, which can be reflected by families’ valuations in our model.

suitable match had been identified. The announcement contains some basic information about the child. If families are interested in learning more about him, they contact the adoption agency.<sup>4</sup> Hence, after an announcement is made, the caseworker responsible for the child ends up with a list of interested families. In most jurisdictions, a caseworker is obligated to determine the suitability of *each* family that has shown interest. The caseworker then begins investigating those families to determine which family is a suitable match. The caseworker might reject some families immediately, while promising candidates need to be investigated in detail. As part of the investigation, the caseworker reads the family's home study and interviews the family. Even if a family initially looked like a promising candidate, it might turn out that this is not the case. This process of determining the final match suitability is usually time consuming for both sides and emotionally stressful for families. Finally, the child can be placed with his best match or he remains in the system.

**1.1.2. Caseworker-driven Search (CS)** In the second and more recent approach, caseworkers have access to an advanced software tool that enables them to efficiently browse through all available prospective parents that have previously registered. We call this approach caseworker-driven search (CS), since here caseworkers are targeting specific families. After having selected a case (i.e., a child), the caseworker sees a curated list of families with promising match candidates for that child showing up at the top.<sup>5</sup> The caseworker then decides which of these families she wants to investigate and in which order. Investigation means that the caseworker looks at the family's profile, reads their home study, and interviews the family. As in family-driven search, this process is often time consuming for both sides and emotionally stressful for families. If a contacted family turns out to be a suitable match for the child, the match is finalized. If not, the caseworker can either move on to the next family or stop the search for now if there are no promising families remaining. The case will then be picked up by her again some time in the future, as caseworkers are responsible for multiple children, and have other responsibilities besides identifying matches. Therefore, if no match has been identified, a caseworker might only work on the same case after a couple of weeks or even months.

<sup>4</sup> To distinguish between caseworkers and children, we use "she/her" when referring to caseworkers and "he/his" for children.

<sup>5</sup> Caseworkers also coordinate with each other, for example, by tracking which families have been contacted for which children in the past.

## 1.2. A Market Design Perspective on Adoption

Comparing these two inherently different approaches raises a number of interesting questions and new challenges for *market design*. Even though adoption matching can be viewed as a two-sided matching market similar to centralized labor markets (Roth 1984, 1991) or ride sharing platforms (Ma et al. 2020), there are important differences, requiring new models and analyses.

First, adoption matching is dynamic and there is no centralized clearinghouse that determines final matches. Matches are only ever proposed, and both sides of the market have to invest *search efforts* to identify a match candidate. Purely random decentralized matching models have been widely studied under search frictions and homogeneous preferences (Eeckhout 1999, Shimer and Smith 2000, 2001, Atakan 2006) and more rarely under heterogeneous preferences (Adachi 2003). More recent studies have combined directional search rather than random search as an important feature (Lauermann and Nöldeke 2014, Cheremukhin et al. 2020). An important difference of our paper from the earlier literature is that we incorporate two different but comparable centralized search technologies under general heterogeneous preferences by introducing a new search-and-matching model. While we focus specifically on analyzing adoption systems, our work is also relevant for search-and-matching theory in general, as we contribute to this scarce literature.

One matching market similar to our setting is online dating. Hitsch et al. (2010b,a) estimated men’s and women’s preferences from an online dating data set and find that the actual matches formed on the platform are similar to stable matches. However, there is an important difference, since online dating is completely decentralized despite its dynamic and recommendation-based features. Individuals in search of a romantic partner can, at any time, decide to browse a dating platform and reach out to other individuals that appeal to them. In contrast, the approaches we analyze in this paper follow a *centralized protocol* despite the dynamic search component. Caseworkers play an essential role throughout the process since they act as some sort of middlemen or intermediary. Crucially, this introduces an asymmetry that we have not observed in any other previously studied matching market. As a consequence, we develop a new model that allows us to capture the features of the two different search technologies in one model.

### 1.3. Overview of Contributions

The main research question of this paper is the following: What are the economic effects in family-driven search and caseworker-driven search, and how do they affect child and family welfare?<sup>6</sup> To answer these questions, we employ a game-theoretic analysis of the two approaches in equilibrium. We identify the following key aspects for our model. First, as previously mentioned, both approaches to adoption matching are inherently dynamic. Children and families (simply *agents* from now on) may enter and leave the system at any time, and there is no central matchmaking. Second, there is uncertainty regarding whether a child-family pair would actually be *compatible*. Third, agents have heterogeneous preferences: For example, while one family might prefer adopting a girl, another family might prefer adopting a boy. To capture all of these features while keeping our model tractable, we include an instant replacement (IR) assumption, which is standard in the search-and-matching literature (Shimer and Smith 2000, Adachi 2003).

Our analysis reveals that both children and families can be strictly worse off or better off in either system. This may be surprising, given that CS reduces wasteful search efforts on both sides of the market. However, we show that equilibrium effects play an important role, i.e., families and children choose different search strategies in the two systems. Under certain conditions, this can lead to radically different equilibrium outcomes. That said, we do identify various advantages of CS over FS. Our main theoretical result shows that any gains in utilities in FS compared to CS come at the cost of another agent being strictly worse off. On the other hand, CS equilibrium outcomes can be Pareto-improvements over FS equilibrium outcomes. Finally, in our numerical evaluation, we show that, on average, CS leads to higher welfare for both children and families. This result is robust under a wide variety of model parameter choices. With this work, we aim to inform current public policy questions as well as adoption agencies' tactical efforts.

### 1.4. Related Work

Our work is related to the literature on matching with search frictions. An overview of this field is provided by Chade et al. (2017). While there has been a good deal of work on matching with search frictions (Eeckhout 1999, Shimer and Smith 2000, 2001), the case where agents have heterogeneous preferences has received very limited attention. One of

<sup>6</sup> In our analysis, either one of the two approaches will be implemented by the adoption agency. Other ways of finding a match, such as photolisting services and social events, might exist as well, but we exclude those from our analysis.

the reasons may be that it is hard to obtain interesting general results in this domain. There are a few exceptions: Adachi (2003) studied classical marriage markets combined with a random search model. His main result is that as agents discount the future less and less, the equilibrium matching correspondences converge to the set of stable matchings in the underlying marriage market. Cheremukhin et al. (2020) analyzed a model similar to Adachi (2003), but in their model, meeting probabilities are endogenous, as agents can decide how much effort to put into search. Opting for a more directed search leads to higher costs for agents. The authors find that there are basically two drivers for agents' strategies: the payoff from a match and reciprocity of interest from the other side. Our model is inspired by both these works. In Lauermaun and Nöldeke (2014), the random search model endogenizes the availability of agents on both sides of the two-sided matching market. The authors show that a steady-state equilibrium only exists if the underlying agents are such that the equilibrium in the corresponding marriage market is unique.

Our paper also fits with the literature that studies child welfare systems from an economic perspective. Slaugh et al. (2016) investigated how the Pennsylvania Statewide Adoption & Permanency Network could utilize a match recommendation tool to improve their process of matching children to prospective parents. Robinson-Cortés (2019) worked with a foster care data set to analyze placements of children in foster homes. His model predicts that allowing placements across administrative regions would be beneficial for children. MacDonald (2019) studied a dynamic matching problem where children and families can either form reversible matches (foster placements) or irreversible matches (adoptions). In her model, children are heterogeneous in the sense that there are children with disabilities and children without disabilities, while families are homogeneous. To the best of our knowledge, we are the first to formally analyze economic effects in the child welfare domain while taking heterogeneity of preferences into account.

## 2. Preliminaries

In this section, we first introduce our notation and provide relevant definitions for both FS and CS. We then formally describe the different search technologies and derive agents' utility functions.

### 2.1. Formal Model

There are  $n$  child types  $C = \{c_1, \dots, c_n\}$  and  $m$  family types  $F = \{f_1, \dots, f_m\}$ . We assume that individual agents have preferences over agent types. A child of type  $c$  has a value

$v_c(f) \in \mathbb{R}$  for family type  $f$ , and a family of type  $f$  has a value  $v_f(c) \in \mathbb{R}$  for child type  $c$ . Preferences are assumed to be strict, i.e.,  $v_c(f) \neq v_c(f')$  if  $f \neq f'$  and  $v_f(c) \neq v_f(c')$  if  $c \neq c'$ . Agents' valuations are summarized by a list of vectors  $v = (v_{c_1}, \dots, v_{c_n}, v_{f_1}, \dots, v_{f_m})$  and are assumed to be normalized, such that each agent has a value of 0 for remaining unmatched.<sup>7</sup> Given valuations  $v$ , we let  $\bar{v}$  denote the maximal value of all  $v_c(f)$  and  $v_f(c)$ .

There are infinitely many discrete time steps. Each time step, exactly one family of each family type is present in the system. Further, one child type is randomly selected—each type with probability  $1/n$ —and exactly one child of that selected type will be present. We say that the child (type) is *active* at that time step. Since there is at most one agent of each type present in the system at any given time step, we can use  $c \in C$  and  $f \in F$  to refer to both individual agents and agent types without ambiguity. We refer to an agent (type) from either set as  $i \in A = C \cup F$ . We also make a technical *instant replacement (IR)* assumption: Once an agent of a certain type is matched they leave the process and are replaced by an identical copy, i.e., an agent of the same type. We assume that once a child and a family leave the process matched, there are other agents that are similar enough that can replace the agents that just left the process. This instant replacement is a standard large-market assumption in the search and matching literature, which is necessary to keep our model tractable.

There is uncertainty regarding whether a match between a  $c$ -child and an  $f$ -family is *successful*: With probability  $p \in (0, 1)$ , a match is successful and both agents get a value of  $v_c(f)$  and  $v_f(c)$ , respectively. But with probability  $(1 - p)$ , the match is unsuccessful and cannot be formed.<sup>8</sup> We refer to  $p$  as the *match success probability*. Children (families) discount the future by  $\delta_C \in [0, 1)$  ( $\delta_F \in [0, 1)$ ).<sup>9</sup> Children's and families' search costs are captured by  $\kappa_C \in \mathbb{R}_{\geq 0}$  and  $\kappa_F \in \mathbb{R}_{\geq 0}$ , respectively. An (adoption) instance is fully specified by a tuple  $(v, \delta_C, \delta_F, \kappa_C, \kappa_F, p)$ .

We model adoption matching as a dynamic process which we assume to be stationary. An instance  $(v, \delta_C, \delta_F, \kappa_C, \kappa_F, p)$  together with a search technology (which we introduce in

<sup>7</sup> For our numerical evaluation, valuations are additionally capped at 1.

<sup>8</sup> This is supposed to capture the following aspect of adoption markets: When a family shows interest in a child, the family's decision is based on limited information, such as the sex, ethnicity, and age of the child. However, there are many other important characteristics of a child that determine whether he is actually a good match for the family. The same holds for a child (or a caseworker) showing interest in a family.

<sup>9</sup> Alternatively, one can think of children (families) leaving the process before the next time step with probability  $1 - \delta_C$  ( $1 - \delta_F$ ).

a moment) induce a game. Agents' strategies in this game are captured as follows: Child  $c$  (family  $f$ ) can decide to either be *interested* in a family of type  $f$  (child of type  $c$ ) or not.<sup>10</sup> Hence, the *strategy* of child  $c$  is a vector  $s_c \in \{0, 1\}^m$ , where  $s_c(f) = 1$  if and only if  $c$  is interested in matching with a family of type  $f$ . Similarly, family  $f$  has strategy  $s_f \in \{0, 1\}^n$ , where  $s_f(c)$  indicates whether  $f$  is interested in children of type  $c$ . A strategy profile is thus a tuple of vectors  $s = (s_{c_1}, \dots, s_{c_n}, s_{f_1}, \dots, s_{f_m})$ , and  $S$  denotes the finite set of all strategy profiles. For  $i \in A$  we let  $s_{-i}$  denote the tuple of all agents' strategies in  $s$ , except that agent  $i$  is excluded.

We say that  $c$  and  $f$  are *mutually interested* in each other under strategy profile  $s$  if  $s_c(f) = 1$  and  $s_f(c) = 1$ . The set  $M(s) = \{(c, f) \in C \times F \mid s_c(f) = s_f(c) = 1\}$  is called the *matching correspondence of  $s$* . We use  $M_i(s)$  to refer to the set of agents that agent  $i \in A$  has mutual interest in under  $s$ .

We assume that each agent is risk neutral and maximizes their expected utility, which is the expected discounted value of their eventual match minus the total discounted search costs they incur. We analyze the induced games in a full information environment.

REMARK 1. In our model, we see the caseworker as a direct representative of the child, i.e., we think of a child-caseworker pair as one agent. Further, we assume caseworkers are myopic in the following sense: When a caseworker works on a case, she tries to maximize the utility of that particular child and ignores the other cases assigned to her. This is equivalent to each child having his own unique caseworker assigned to him.

In the remainder of this section, we describe the two different search technologies and characterize agents' utilities.

## 2.2. Family-driven Search

At the beginning of each time step, after a child  $c$  is randomly chosen to be active, each family that is interested in  $c$  lets the caseworker of the child know of their interest. The caseworker determines for all those families whether a match with them would be successful as follows: If  $s_c(f) = 0$ , i.e., the child is not interested in family  $f$ , then the caseworker immediately views this match as unsuccessful. On the other hand if  $s_c(f) = 1$ , i.e.,  $f \in M_c(s)$ , then the caseworker starts investigating  $f$ . Each family  $f \in M_c(s)$  incurs a cost of

<sup>10</sup> We assume that each agent of the same type play the same strategy, extending our stationarity assumption of the instance to the induced games. Moreover, each agent uses the same action in every time step until they are matched. Thus, we refer to the action that an agent uses in a time step as a *strategy*.



$\kappa_F$ , and child  $c$  incurs a cost of  $\kappa_C|M_c(s)|$ . Let  $\Gamma_c(s) \subseteq M_c(s)$  denote the subset of families where a match with  $c$  would be successful at the current time step.<sup>11</sup> The caseworker then chooses to match  $c$  with the best family  $f^* = \arg \max_{f \in \Gamma_c(s)} v_c(f)$  or keep  $c$  unmatched. We move on to the next time step.

### 2.3. Caseworker-driven Search

After a child  $c$  is randomly chosen to be active at the beginning of a time step, his caseworker is presented with a list of families ordered in decreasing order of  $v_c(f)$ . Families are then sequentially processed. If  $f$  is not interested in a match with  $c$ , then the caseworker immediately moves on to the next family type that  $c$  is interested in without paying any costs. If  $f$  is interested, this starts a process to determine the suitability of the match.  $c$  and  $f$  incur costs  $\kappa_C$  and  $\kappa_F$ , respectively. The match between  $c$  and  $f$  is then successful with probability  $p$ . If the match turns out to be successful,  $c$ 's search is over,  $c$  and  $f$  leave the process matched, and we move on to the next time step. Otherwise, the caseworker continues the search by selecting the next family in the list. If all families have been processed without any success or the caseworker stops searching, the child remains unmatched and we move on to the next time step. Proposition 20 in the Appendix establishes that it is optimal for caseworkers to process families in decreasing order of  $v_c(f)$ .

### 2.4. Utilities

**2.4.1. Preliminaries** Before we provide a characterization of agents' utilities, some notation has to be introduced. Assume child  $c$  is active at the current time step and let  $f$  be an arbitrary family. For any  $s \in S$ , let  $b_{cf}(s) = |\{f' \in M_c(s) \mid v_c(f') > v_c(f)\}|$  denote the number of families in  $M_c(s)$  that  $c$  likes better than  $f$ . Further, we let  $\beta_{cf}(s) = (1 - p)^{b_{cf}(s)}$  denote the probability that at the current time step  $c$  will not match with any family that  $c$  prefers over  $f$ . We use  $(z)^+$  as shorthand-notation for  $\max\{z, 0\}$ . The (expected) utility of agent  $i$  under strategy profile  $s$  is denoted by  $u_i^{FS}(s)$  in FS and  $u_i^{CS}(s)$  in CS. Whenever it is clear from context whether we are referring to FS or CS we will simply write  $u_i(s)$ . We can now characterize agents' utilities via balance equations.

**2.4.2. Family-driven Search** Proposition 1 characterizes children's utilities in FS.

<sup>11</sup> For each family  $f \in M_c(s)$  it is decided independently with probability  $p$  whether a match would be successful.

PROPOSITION 1. *Given strategy profile  $s$ ,  $c$ 's utility in FS is the unique value  $u_c^{FS}(s)$  that satisfies*

$$u_c^{FS}(s) = \delta_C u_c^{FS}(s) + \frac{1}{n} \sum_{f \in M_c(s)} \left( \beta_{cf}(s) p(v_c(f) - \delta_C u_c^{FS}(s)) - \kappa_C \right). \quad (1)$$

*Proof.* One way to express  $c$ 's utility is as follows:

$$u_c^{FS}(s) = \frac{n-1}{n} \delta_C u_c^{FS}(s) + \frac{1}{n} \left( \left[ 1 - p \sum_{f \in M_c(s)} \beta_{cf}(s) \right] \delta_C u_c^{FS}(s) + \sum_{f \in M_c(s)} \left[ \beta_{cf}(s) p v_c(f) - \kappa_C \right] \right). \quad (2)$$

With probability  $(n-1)/n$ ,  $c$  is not active and thus receives the utility of remaining unmatched, which is the once-discounted utility. With probability  $1/n$ ,  $c$  is active. If  $c$  remains unmatched, then again  $c$  only receives  $\delta_C u_c^{FS}(s)$ . The probability of a match forming between  $c$  and  $f$  at the current time step is  $p\beta_{cf}(s)$  if there is mutual interest, in which case  $c$  obtains a value of  $v_c(f)$  and leaves the process. For any active family that showed interest,  $c$  incurs search costs  $\kappa_C$ .

By subtracting  $\delta_C u_c^{FS}(s)/n$  from the sum and adding it to  $((n-1)/n\delta_C)u_c^{FS}(s)$  instead, we get

$$u_c^{FS}(s) = \delta_C u_c^{FS}(s) + \frac{1}{n} \sum_{f \in M_c(s)} \left( \beta_{cf}(s) p(v_c(f) - \delta_C u_c^{FS}(s)) - \kappa_C \right). \quad (3)$$

□

Similarly, we can express families' utilities in FS.

PROPOSITION 2. *Given strategy profile  $s$ ,  $f$ 's utility in FS is the unique value  $u_f^{FS}(s)$  that satisfies*

$$u_f^{FS}(s) = \delta_F u_f^{FS}(s) + \frac{1}{n} \sum_{c \in M_f(s)} \left( \beta_{cf}(s) p(v_f(c) - \delta_F u_f^{FS}(s)) - \kappa_F \right). \quad (4)$$

**2.4.3. Caseworker-driven Search** In CS, agents' utilities are captured by Proposition 3 and Proposition 4.

PROPOSITION 3. *Given strategy profile  $s$ ,  $c$ 's utility in CS is the unique value  $u_c^{CS}(s)$  that satisfies*

$$u_c^{CS}(s) = \delta_C u_c^{CS}(s) + \frac{1}{n} \sum_{f \in M_c(s)} \beta_{cf}(s) \left( p(v_c(f) - \delta_C u_c^{CS}(s)) - \kappa_C \right). \quad (5)$$

PROPOSITION 4. *Given strategy profile  $s$ ,  $f$ 's utility in CS is the unique value  $u_f^{CS}(s)$  that satisfies*

$$u_f^{CS}(s) = \delta_F u_f^{CS}(s) + \frac{1}{n} \sum_{c \in M_f(s)} \beta_{cf}(s) \left( p(v_f(c) - \delta_F u_f^{CS}(s)) - \kappa_F \right). \quad (6)$$

The proofs for the latter propositions are analogous to Proposition 1 and is thus omitted. The difference between FS and CS is immediately visible from the above balance equations. In CS, search costs only incur if previous match attempts have been unsuccessful. In FS, however, costs incur with certainty if there is mutual interest. Lemma 1 is an immediate consequence of this, and the proof is therefore omitted.

LEMMA 1. *Assume each child is mutually interested in at most one family under  $s$ . Then  $u_i^{FS}(s) = u_i^{CS}(s)$  for all  $i \in A$ .*

Lemma 1 highlights that the difference between FS and CS only appears if there is at least one child with mutual interest in more than one family. Otherwise, outcomes in the two approaches are identical.

**2.4.4. Welfare Measures** We can now define our welfare measures. In FS, the average utility of children under  $s$  is  $\bar{u}_C^{FS}(s) = \frac{1}{n} \sum_{c \in C} u_c^{FS}(s)$  and the average utility of families is  $\bar{u}_F^{FS}(s) = \frac{1}{m} \sum_{f \in F} u_f^{FS}(s)$ . The overall average utility is  $\bar{u}^{FS}(s) = \frac{n}{n+m} \bar{u}_C^{FS}(s) + \frac{m}{n+m} \bar{u}_F^{FS}(s)$ . Average utilities for CS are defined analogously.

### 3. Equilibria

In this section, we investigate the structure of agents' best responses in our model and find a first important difference between FS and CS. These results further allow us to guarantee equilibrium existence in both search technologies.

#### 3.1. Threshold Strategies

Notice that for each agent  $i \in A$ , there always exists a best response to any  $s_{-i}$  in both FS and CS as  $S$  is finite. Let  $u_i^{FS*}(s_{-i})$  and  $u_i^{CS*}(s_{-i})$  denote  $i$ 's utility from an optimal response to  $s_{-i}$  in FS and CS, respectively. As for utilities, we simply write  $u_i^*(s_{-i})$  if there is no ambiguity. Later on, the following class of strategies will highlight a first important difference between the two search technologies.

DEFINITION 1. Child  $c$  plays a CS threshold strategy (CS-TS) with threshold  $y_c \in \mathbb{R}$  in  $s$ , if  $s_c(f) = \mathbb{1}[p(v_c(f) - \delta_C y_c) \geq \kappa_C]$  for all  $f \in F$ . Family  $f$  plays a CS-TS with threshold  $y_f$  in  $s$ , if  $s_f(c) = \mathbb{1}[p(v_f(c) - \delta_F y_f) \geq \kappa_F]$  for all  $c \in C$ .

Proposition 5 and Proposition 6 show that agents can always best respond with a threshold strategy in CS.

PROPOSITION 5. *Let  $c \in C$ . In CS, for any  $s_{-c}$ , the CS-TS  $s_c^*$  with threshold  $u_c^*(s_{-c})$  is a best response for  $c$  to  $s_{-c}$ .*

*Proof.* Let  $s^* = (s_c^*, s_{-c})$ . For all  $z \in \mathbb{R}$  and  $s_c$  it holds that

$$h(z, s) := \delta_C z + \frac{1}{n} \sum_{f \in F} s_c(f) s_f(c) \beta_{cf}(s) \left( p(v_c(f) - \delta_C z) - \kappa_C \right) \quad (7)$$

$$\leq \delta_C z + \frac{1}{n} \sum_{f \in F} \mathbb{1}[p(v_c(f) - \delta_C z) \geq \kappa_C] s_f(c) \beta_{cf}(s) \left( p(v_c(f) - \delta_C z) - \kappa_C \right) \quad (8)$$

$$=: h(z, s^*), \quad (9)$$

since  $\beta_{cf}(s) \geq \beta_{cf'}(s)$  if and only if  $v_c(f) \geq v_c(f')$  and  $\beta_{cf}(s)$  does not depend on any  $f' \in F$  with  $v_c(f') \leq v_c(f)$ . Because both  $h(z, s)$  and  $h(z, s^*)$  are strictly increasing in  $z$ ,  $u_c(s) = h(u_c(s), s)$ , and  $u_c(s^*) = h(u_c(s^*), s^*)$ , the claim follows.  $\square$

PROPOSITION 6. *Let  $f \in F$ . In CS, for any  $s_{-f}$ , the CS-TS  $s_f^*$  with threshold  $u_f^*(s_{-f})$  is a best response for  $f$  to  $s_{-f}$ .*

The proof for Proposition 6 is analogous to the proof of Proposition 5 and can be found in the Appendix.

In a CS-TS, an agent only takes into account the strategies of agents on the other side of the market in determining their threshold. On the other hand, in FS, a best response for a family has a more intricate structure, as it depends on the strategies of agents on both sides of the market.

More specifically, in a CS-TS, if a family is interested in a child  $c$ , then the family is also interested in any child that it strictly prefers over  $c$ . The same holds for children in both CS and FS. However, in FS, families' search costs can outweigh the expected benefit from being matched with a very desirable child because of the competition from other families that this child prefers. Therefore, a family may not be interested in a child  $c$ , even though it is interested in a strictly less desirable child than  $c$ . Despite this, we find a different structure that can be expressed as a threshold strategy.

DEFINITION 2. Child  $c$  plays an FS threshold strategy (FS-TS) with threshold  $y_c$  in  $s$ , if  $s_c(f) = \mathbb{1}[\beta_{cf}(s)p(v_c(f) - \delta_C y_c) \geq \kappa_C]$  for all  $f \in F$ . Family  $f$  plays an FS-TS with threshold  $y_f$  in  $s$ , if  $s_f(c) = \mathbb{1}[\beta_{cf}(s)p(v_f(c) - \delta_F y_f) \geq \kappa_F]$  for all  $c \in C$ .

As in CS, agents can always play a best response in the form of a threshold strategy in FS.

PROPOSITION 7. *Let  $c \in C$ . In FS, for any  $s_{-c}$ , the FS-TS  $s_c^*$  with threshold  $u_c^*(s_{-c})$  is a best response for  $c$  to  $s_{-c}$ .*

*Proof.* In order to best respond to  $s_{-c}$ ,  $c$  has to maximize  $z$  by choosing  $s_c$ , such that

$$(1 - \delta_C)z = \sum_{f \in F} s_c(f) s_f(c) \left( \beta_{cf}(s) p(v_c(f) - \delta_C z) - \kappa_C \right). \quad (10)$$

Note that any family that is not interested in  $c$  does not contribute to or influence  $c$ 's utility at all, because  $\beta_{cf}(s)$  does not depend on those families. Thus, for any family  $f$  that has no interest in  $c$  one can freely choose  $s_c(f)$  without affecting the value of Equation 10. For all other families, note that  $\beta_{cf}(s) \geq \beta_{cf'}(s)$  if and only if  $v_c(f) \geq v_c(f')$ . Further,  $\beta_{cf}(s)$  does not depend on family  $f'$  if  $v_c(f') \leq v_c(f)$ .

Therefore, the following procedure yields a best response for  $c$ : Initially, set  $s_c^*(f) = 0$  for all  $f \in F$ . Then, process families in decreasing order of  $v_c(f)$  and set  $s_c^*(f) = 1$  until a family  $f'$  is reached for which  $\beta_{cf'}(s^*) p(v_c(f') - \delta_C u_c(s^*)) < \kappa_C$ , where  $s^* = (s_c^*, s_{-c})$ . If  $c$  would not stop at  $f'$ ,  $f'$  and following families would negatively contribute to the term in Equation 10. Note that all families  $c$  is interested in under  $s^*$  do contribute non-negatively to the utility, and no other remaining family could contribute more, as their match values are strictly lower.  $\square$

PROPOSITION 8. *Let  $f \in F$ . In FS, for any  $s_{-f}$ , the FS-TS  $s_f^*$  with threshold  $u_f^*(s_{-f})$  is a best response for  $f$  to  $s_{-f}$ .*

The proof of Proposition 8 is along the line of Proposition 6 and is in the Appendix. We summarize our findings about the structure of threshold strategies in Proposition 9. FS-TSs for children have the same form as those for families. However, for any child  $c$  in FS, the chance of matching with a family  $f$  is always strictly greater than with a family  $f'$  that  $c$  likes less than  $f$ . Thus, FS-TSs for children share the same structure as CS-TSs.

PROPOSITION 9. *Let  $c \in C$ . In both CS and FS, for any  $s_{-c}$  there exists  $z \in \mathbb{R}$ , such that  $s_c(f) = \mathbb{1}[v_c(f) \geq z]$  is a best response. Let  $f \in F$ . In CS, for any  $s_{-f}$  there exists  $z \in \mathbb{R}$ , such that  $s_f(c) = \mathbb{1}[v_f(c) \geq z]$  is a best response. In FS, there exists an instance  $(v, \delta_C, \delta_F, \kappa_C, \kappa_F, p)$ , a family  $f$  from that instance, and  $s_{-c}$ , such that  $s_f(c) = \mathbb{1}[v_f(c) \geq z]$ ,  $\forall c \in C$ , is not a best response to  $s_{-f}$  for all  $z \in \mathbb{R}$ .*

The proof can be found in the Appendix.

### 3.2. Relationship Between Thresholds and Strategies

We let  $S^{FS}$  ( $S^{CS}$ ) denote the set of strategy profiles where all agents play an FS-TS (CS-TS). There is a natural relationship between threshold profiles and strategies.

DEFINITION 3. In CS, strategy profile  $s^{CS}(y) \in S^{CS}$  is induced by threshold profile  $y \in \mathbb{R}^{n+m}$  if  $s_c^{CS}(y)(f) = \mathbb{1}[p(v_c(f) - \delta_C y_c) \geq \kappa_C]$  and  $s_f^{CS}(y)(c) = \mathbb{1}[p(v_f(c) - \delta_F y_f) \geq \kappa_F]$  for all  $c \in C$ ,  $f \in F$ .

DEFINITION 4. In FS, strategy profile  $s^{FS}(y) \in S^{FS}$  is induced by threshold profile  $y \in \mathbb{R}^{n+m}$  if  $s_c^{FS}(y)(f) = \mathbb{1}[\beta_{cf}(s^{FS}(y))p(v_c(f) - \delta_C y_c) \geq \kappa_C]$  and  $s_f^{FS}(y)(c) = \mathbb{1}[\beta_{cf}(s^{FS}(y))p(v_f(c) - \delta_F y_f) \geq \kappa_F]$  for all  $c \in C$ ,  $f \in F$ .

We again omit the superscript if this does not lead to ambiguity. It is trivial to obtain  $s^{CS}(y)$  by plugging in  $y$  in the corresponding equations. We use Algorithm 1 from the Appendix to compute  $s^{FS}(y)$ . From now on, we use  $\beta_{cf}^{FS}(y)$  and  $\beta_{cf}^{CS}(y)$  as shorthand-notation for  $\beta_{cf}(s^{FS}(y))$  and  $\beta_{cf}(s^{CS}(y))$ , respectively. Whenever it is clear from the context, we simply write  $\beta_{cf}(y)$ .

### 3.3. Equilibrium Existence and Lattice Structure

Given instance  $(v, \delta_C, \delta_F, \kappa_C, \kappa_F, p)$ , we say that strategy profile  $s \in S^{FS}$  is an *equilibrium in FS (FSE)* if  $s$  is a Nash equilibrium in the game induced by FS and  $(v, \delta_C, \delta_F, \kappa_C, \kappa_F, p)$ . Analogously, strategy profile  $s \in S^{CS}$  is an *equilibrium in CS (CSE)* if  $s$  is a Nash equilibrium in the game induced by CS and  $(v, \delta_C, \delta_F, \kappa_C, \kappa_F, p)$ . As we have seen in the previous section, assuming that agents play threshold strategies does not restrict them in their endeavor to maximize their utility. The restriction to threshold strategies allows us to exclude degenerate equilibria. For example, no one interested in anyone would otherwise also be an equilibrium. We use  $S^{FS*}$  to denote the set of FSE and  $Y^{FS*} = \{(u_i(s))_{i \in A}\}_{s \in S^{FS*}}$  is the corresponding set of equilibrium threshold profiles in FS. For CS, those sets are defined analogously. Before we can prove that these sets are never empty, we need to define a partial order  $\leq_C$  on  $Y = [0, \bar{v}]^{n+m}$ .<sup>12</sup>

DEFINITION 5. For all  $y, y' \in Y$  let

$$y \leq_C y' \iff \forall c \in C : y_c \leq y'_c \wedge \forall f \in F : y_f \geq y'_f. \quad (11)$$

Proposition 10 and Proposition 11 guarantee the existence of equilibria in both settings.

<sup>12</sup> Note that if agents only play individually rational strategies their utility is always lower bounded by 0 and upper bounded by  $\bar{v}$ .

PROPOSITION 10. *The set  $Y^{FS*}$  is non-empty and  $(Y^{FS*}, \leq_C)$  forms a complete lattice.*

*Proof.* Define a mapping  $T : Y \rightarrow Y$  as follows:  $T = (T_i)_{i \in A}$ , where

$$T_c(y) = \delta_C y_c + \frac{1}{n} \sum_{f \in F} \mathbb{1}[\beta_{cf}(y)p(v_f(c) - \delta_F y_f) \geq \kappa_F] \left( \beta_{cf}(y)p(v_c(f) - \delta_C y_c) - \kappa_C \right)^+ \quad (12)$$

for all  $c \in C$  and

$$T_f(y) = \delta_F y_f + \frac{1}{n} \sum_{c \in C} \mathbb{1}[\beta_{cf}(y)p(v_c(f) - \delta_C y_c) \geq \kappa_C] \left( \beta_{cf}(y)p(v_f(c) - \delta_F y_f) - \kappa_F \right)^+. \quad (13)$$

for all  $f \in F$ . Note that any fixed point of  $T$  is an equilibrium threshold profile in FS. We now show that  $T$  is monotonically increasing according to  $\leq_C$ . Let  $c \in C$ ,  $y, y' \in Y$ , and  $y \leq_C y'$ . We have

$$T_c(y) = \delta_C y_c + \frac{1}{n} \sum_{f \in F} \mathbb{1}[\beta_{cf}(y)p(v_f(c) - \delta_F y_f) \geq \kappa_F] \left( \beta_{cf}(y)p(v_c(f) - \delta_C y_c) - \kappa_C \right)^+ \quad (14)$$

$$\leq \delta_C y'_c + \frac{1}{n} \sum_{f \in F} \mathbb{1}[\beta_{cf}(y')p(v_f(c) - \delta_F y'_f) \geq \kappa_F] \left( \beta_{cf}(y')p(v_c(f) - \delta_C y'_c) - \kappa_C \right)^+ \quad (15)$$

$$= T_c(y'). \quad (16)$$

The inequality holds because of the following reason: Suppose a family  $f$  is interested in  $c$  under  $s(y)$  but not under  $s(y')$ . Since  $f$ 's is weakly less selective in  $s(y')$ , it must be the case that there exists another family  $f'$  with  $v_c(f') > v_c(f)$  that is not mutually interested in  $c$  under  $s(y)$  but under  $s(y')$ . Note that for any family that loses interest in  $c$  under  $s(y)$  there must exist such a unique family that replaces it and is preferred by  $c$ .

Since each child  $c$  is weakly more selective under  $s(y')$  than  $s(y)$ , we have for all  $f \in F$

$$T_f(y) = \delta_F y_f + \frac{1}{n} \sum_{c \in C} \mathbb{1}[\beta_{cf}(y)p(v_c(f) - \delta_C y_c) \geq \kappa_C] \left( \beta_{cf}(y)p(v_f(c) - \delta_F y_f) - \kappa_F \right)^+ \quad (17)$$

$$\geq \delta_F y'_f + \frac{1}{n} \sum_{c \in C} \mathbb{1}[\beta_{cf}(y')p(v_c(f) - \delta_C y'_c) \geq \kappa_C] \left( \beta_{cf}(y')p(v_f(c) - \delta_F y'_f) - \kappa_F \right)^+ \quad (18)$$

$$= T_f(y'). \quad (19)$$

Note that  $T$  maps elements from  $Y$  to  $Y$  and  $(Y, \leq_C)$  is a complete lattice. By Tarski's fixed point theorem, the claim follows.  $\square$

PROPOSITION 11. *The set  $Y^{CS*}$  is non-empty and  $(Y^{CS*}, \leq_C)$  forms a complete lattice.*

The proof of Proposition 11 is similar to the proof of Proposition 10 and can be found in the Appendix. The two propositions not only guarantee that equilibria always exist in both settings, they additionally highlight that there is a special ordering over equilibria: As in standard matching markets (Knuth 1976), there exists a child-optimal equilibrium that children unanimously prefer over all other equilibria, i.e., their utility is weakly higher compared to any other equilibrium. Similarly, there exists a family-optimal equilibrium that families prefer. From now on, we let  $s^{co-CS}$  denote the child-optimal CSE (co-CSE),  $s^{co-FS}$  the child-optimal FSE (co-FSE),  $s^{fo-CS}$  the family-optimal CSE (fo-CSE), and  $s^{fo-FS}$  the family-optimal FSE (fo-FSE).

### 3.4. Equilibrium Computation

The mapping  $T$  defined in the proof of Proposition 10 can also be used to find the child-optimal and family-optimal FSE. The following procedure converges to an equilibrium threshold profile: Start from the  $\leq_C$ -minimal ( $\leq_C$ -maximal) element in  $Y$  and recursively apply  $T$  to it. This produces a sequence  $y^0, y^1, y^2, \dots$  of threshold profiles, which converges to the fo-FSE (co-FSE). The same can be done for CS with the mapping from the proof of Proposition 11. However, these procedures are not guaranteed to terminate, as  $Y$  is not finite (Tarski 1955). We will use a slightly modified version of these procedures for the equilibrium computation in our numerical experiments in Section 5: In order to terminate after a finite number of steps, we force the procedure to stop once  $|y_i^k - y_i^{k+1}| \leq \epsilon$  for all  $i \in A$  for some previously chosen small parameter  $\epsilon > 0$ .

## 4. Comparison of FS and CS

In this section, we investigate the impact of the two search technologies on agents' average utilities in equilibrium. We find that no approach is always preferable for either children or families. Still, by avoiding wasted search efforts, CSEs can be a Pareto-improvement over FSEs. FSEs, on the other hand, can never Pareto-dominate CSEs, as any gains in utility for one agent can only arise if another agent lowered their standard. Further, we explore the impact of different model parameters on equilibrium outcomes.

### 4.1. No Approach Strictly Dominates the Other

In general, there can be more than one FSE or CSE for a fixed instance  $(v, \delta_C, \delta_F, \kappa_C, \kappa_F, p)$ . A CSE might be arbitrarily better (or worse) in terms of both child and family welfare compared to an FSE, as we now illustrate.



PROPOSITION 12. Let  $C = \{c_1, c_2\}$ ,  $F = \{f_1, f_2\}$ . For any  $\epsilon > 0$ , one can choose valuations and parameters, such that

1.  $s^{co}$  and  $s^{fo}$  are the child-optimal and family-optimal equilibria in both CS and FS,
2.  $\bar{u}_F(s^{co}) = \bar{u}_C(s^{fo}) = 0$  and  $\bar{u}_F(s^{fo}) = \bar{u}_C(s^{co}) \geq 1 - \epsilon$ .

*Proof.* Let  $C = \{c_1, c_2\}$ ,  $F = \{f_1, f_2\}$ . Agents' valuations are provided in Table 1.

Table 1

$v_c(f)$	$f_1$	$f_2$
$c_1$	1	$\kappa_C/p$
$c_2$	$\kappa_C/p$	1

$v_f(c)$	$f_1$	$f_2$
$c_1$	$\kappa_F/p$	1
$c_2$	1	$\kappa_F/p$

We have that  $S^{FS*} = S^{CS*} =: S^*$  and  $|S^*| = 2$ . In the child-optimal equilibrium  $s^{co}$ , children are only interested in their preferred choice (i.e., the agent type for which they have a match value of 1) and in the family-optimal equilibrium  $s^{fo}$  families are only interested in their preferred choice. Note that by Lemma 1,  $u_C^{CS}(s) = u_C^{FS}(s)$  and  $u_F^{CS}(s) = u_F^{FS}(s)$  for all  $s \in S^*$  since each agent is mutually interested in at most one agent. Children's (families') utilities under  $s^{fo}$  ( $s^{co}$ ) will be 0 while being positive and converging to 1 as  $\kappa_C, \kappa_F \rightarrow 0$  and  $p, \delta_F, \delta_C \rightarrow 1$  under  $s^{co}$  ( $s^{fo}$ ).  $\square$

Proposition 12 states that the utility gap between child-optimal and family-optimal equilibrium outcomes can be large in both FS and CS. Further, depending on which equilibria are realized, both approaches can be better for either side of the market.

The average utility on either side of the market can be lower in CS compared to FS even when each search technology only admits a single equilibrium.

PROPOSITION 13. *There exists an instance  $(v, \delta_C, \delta_F, \kappa_C, \kappa_F, p)$  where  $|S^{FS}| = |S^{CS}| = 1$  and  $\bar{u}_C(s^{CS}) < \bar{u}_C(s^{FS})$ .*

*Proof.* Let  $\epsilon > 0$  and assume there are two agent types on both sides. Valuations are according to Table 2:

Table 2

$v_c(f)$	$f_1$	$f_2$
$c_1$	1	$1 - \epsilon$
$c_2$	1	$1 - \epsilon$

$v_f(c)$	$f_1$	$f_2$
$c_1$	1	1
$c_2$	0	$\kappa_F/p + \epsilon$

If the match success probability is such that  $p(1 - p) < \kappa_F$ , then in the unique FSE  $s^{FS}$  only  $c_1$  and  $f_1$  will be mutually interested in each other and  $c_2$  and  $f_2$ . However, if  $\delta_F$  is

sufficiently large and  $\delta_C$  is sufficiently small, then the unique CSE matching correspondence is  $M(s^{CS}) = \{(c_1, f_1), (c_1, f_2)\}$ .  $c_2$ , the “low-type” child, will remain unmatched in CS.  $\square$

Proposition 13 highlights how the different structure of FS-TSs can be beneficial for some children: If matches are almost guaranteed to be successful, the costs a family  $f$  expects to pay in order to match with a child that prefers another, mutually interested family  $f'$  might make  $f$  shy away from being interested in  $c$  (regardless of how patient  $f$  is). Therefore,  $f$  might settle for another child type that it prefers less. The same does not hold for CS, however. If families are patient enough they might just wait until they get a chance of matching with their preferred choice from the set of children who are interested in them. Therefore, we can expect that the number of pairs with mutual interest in CS will usually be higher than in FS under equilibrium outcomes.

Similarly, we can show that families’ average utility can be lower in CS.

**PROPOSITION 14.** *There exists an instance  $(v, \delta_C, \delta_F, \kappa_C, \kappa_F, p)$  where  $|S^{FS}| = |S^{CS}| = 1$  and  $\bar{u}_F(s^{CS}) < \bar{u}_F(s^{FS})$ .*

*Proof.* Let  $\epsilon > 0$ ,  $C = \{c\}$ ,  $F = \{f_1, f_2, f_3\}$ , and valuations according to the following tables:

**Table 3**

$v_c(f)$	$f_1$	$f_2$	$f_3$	$v_f(c)$	$f_1$	$f_2$	$f_3$
$c$	1	$1 - \epsilon$	$1 - 2\epsilon$	$c$	1	$\kappa_F/p$	1

Assume that  $\kappa_F/p < 1$ . We can choose the remaining model parameters, such that we get the following: In the unique FSE  $s^{FS}$ , child  $c$  will be mutually interested in  $f_1$  and  $f_3$ . In the unique CSE, all agents will have mutual interest in each other, but  $f_2$ ’s utility remains 0 as under  $s^{FS}$ , while  $f_3$ ’s utility strictly decreases.  $\square$

Just as children can benefit from families that decide to settle for a less preferred child, so can other families. If family  $f$  is not interested in child  $c$  in an FSE because the associated expected costs would be too high, another family’s chance of matching  $c$  might go up and lead to utility gains for that family in FS.

Certain “high-type” agents, however, will never be worse off in CS in equilibrium: Call a child  $c$  *popular in FS* if he is the top choice of each family  $f$  in  $M_c(s^{co-FS})$ . Similarly, call family  $f$  *popular in FS* if the family is the top choice of each child  $c$  in  $M_f(s^{f^o-FS})$ .

PROPOSITION 15. *If  $c$  is popular in FS, then  $u_c(s^{co-FS}) \leq u_c(s)$  for all  $s \in S^{CS*}$ .*

*Proof.* Since  $c$  is popular in FS, any family  $f \in M_c(s^{co-FS})$  is also interested in  $c$  in CS under any strategy profile  $s \in S^{CS}$ . We now show that there exists a response  $s_c^*$  to  $s_{-c}$ , such that  $u_c(s^{co-FS}) \leq u_c((s_c^*, s_{-c}))$ . Since  $c$  plays a best response in  $s$ , this is sufficient for the proposition to hold. Let  $s = (s_c^{co-FS}(c), s_{-c})$ . Since each family  $f \in M_c(s^{co-FS})$  is willing to match with  $c$  we have that  $M_c(s) = M_c(s^{co-FS})$ . But since  $c$ 's expected costs are weakly less under strategy profile  $s$  in CS than under strategy profile  $s^{co-FS}$  in FS, we have that  $u_c(s^{co-FS}) \leq u_c(s)$ .  $\square$

PROPOSITION 16. *If  $f$  is popular in FS, then  $u_f(s^{fo-FS}) \leq u_f(s)$  for all  $s \in S^{CS*}$ .*

The proof is analogous to the proof of Proposition 15 and is omitted.

#### 4.2. Pareto-dominance Relationship Between FS and CS

Although we cannot say that one approach is always better in terms of welfare for all agents or just one side of the market as previously shown, we obtain a Pareto-dominance result for the two approaches. The following lemma is helpful to derive this result.

LEMMA 2. *Let  $s^{FS} \in S^{FS*}$ ,  $s^{CS} \in S^{CS*}$ , and  $c \in C$ . If  $M_c(s^{FS}) \subseteq M_c(s^{CS})$ , then  $u_c(s^{FS}) \leq u_c(s^{CS})$ .*

*Proof.* If  $M_c(s^{FS}) \subseteq M_c(s^{CS})$ , then any family that is interested in  $c$  under  $s^{FS}$  is also interested in  $c$  under  $s^{CS}$ . Thus, by responding to  $s_{-c}^{CS}$  with  $s_c^{FS}$ ,  $c$  would be mutually interested in the same families as under  $s^{FS}$ . Further,  $c$ 's expected costs are weakly lower in CS compared to FS. The fact that  $c$  plays a best response in  $s^{CS}$  completes the proof.  $\square$

In words, if each family  $f$  that is interested in  $c$  in FS is also interested in  $c$  in CS, then  $c$  must be weakly better off in CS as  $c$  can avoid additional search costs while achieving the same match value in expectation. Notice that in the example from the proof of Proposition 13, if  $\delta_C = \delta_F = 0$ , then CS Pareto-dominates FS. This is because (i) the matching correspondences of the unique FSE and CSE are identical, and (ii)  $f_2$  only incurs search costs if the match between  $f_1$  and  $c_1$  was unsuccessful.

In the remainder of this section, we establish the main theoretical result of our paper, namely that the opposite is not true; i.e., FS can never be a Pareto-improvement over CS in equilibrium.

**THEOREM 1.** *Let  $s^{FS} \in S^{FS*}$  and  $s^{CS} \in S^{CS*}$ . If one agent is strictly better off in FS under  $s^{FS}$  compared to  $s^{CS}$  in CS, then at least one agent is strictly worse off in FS under  $s^{FS}$  compared to  $s^{CS}$  in CS.*

*Proof.* The first lemma that we need for our theorem says that if there is a pair with mutual interest in FS that is not present in CS, then at least one agent must be strictly worse off in FS.

**LEMMA 3.** *Let  $s^{FS} \in S^{FS*}$  and  $s^{CS} \in S^{CS*}$ . If there exists  $c \in C$  and  $f \in F$ , such that  $(c, f) \in M(s^{FS})$  and  $(c, f) \notin M(s^{CS})$ , then either  $u_c(s^{FS}) < u_c(s^{CS})$  or  $u_f(s^{FS}) < u_f(s^{CS})$ .*

*Proof.* If  $(c, f) \in M(s^{FS})$  and  $(c, f) \notin M(s^{CS})$ , then

$$\beta_{cf}(s^{FS})p(v_c(f) - \delta_C u_c(s^{FS})) \geq \kappa_C \quad (20)$$

and

$$\beta_{cf}(s^{FS})p(v_f(c) - \delta_F u_f(s^{FS})) \geq \kappa_F. \quad (21)$$

Further, either  $p(v_c(f) - \delta_C u_c(s^{CS})) < \kappa_C$  or  $p(v_f(c) - \delta_F u_f(s^{CS})) < \kappa_F$ . If the former is true we have

$$\delta_C u_c(s^{FS}) \leq v_c(f) - \frac{\kappa_C}{\beta_{cf}(s^{FS})p} \leq v_c(f) - \frac{\kappa_C}{p} < \delta_C u_c(s^{CS}), \quad (22)$$

since  $0 < \beta_c(f, s^{FS}) \leq 1$ . Otherwise, we get

$$\delta_F u_f(s^{FS}) \leq v_f(c) - \frac{\kappa_F}{\beta_{cf}(s^{FS})p} \leq v_f(c) - \frac{\kappa_F}{p} < \delta_F u_f(s^{CS}). \quad (23)$$

□

Intuitively, if two agents are not mutually interested in each other in CS but are in FS, then at least one of them had to lower their standard in FS—which means that their optimal reservation utility is lower in CS. But since the optimal reservation utility corresponds to the once-discounted utility, this agent must be strictly worse off.

Lemma 4 shows that if a child is strictly better off in some FSE compared to some CSE, there must exist a family that is strictly worse off under that FSE compared to the same CSE. Similarly, Lemma 5 shows that if a child is strictly better off in some FSE compared to some CSE, there must exist another agent who is strictly worse off under that FSE compared to the same CSE.

LEMMA 4. *Let  $s^{FS} \in S^{FS*}$  and  $s^{CS} \in S^{CS*}$ . If there exists a child  $c \in C$ , such that  $u_c(s^{FS}) > u_c(s^{CS})$ , then there exists  $f \in F$  with  $u_f(s^{FS}) < u_f(s^{CS})$ .*

*Proof.* Assume  $u_c(s^{FS}) > u_c(s^{CS})$  for some  $c \in C$ . By Lemma 2 we have  $M_c(s^{FS}) \not\subseteq M_c(s^{CS})$ . Then, by Lemma 3, the claim immediately follows.  $\square$

LEMMA 5. *Let  $s^{FS} \in S^{FS*}$  and  $s^{CS} \in S^{CS*}$ . If  $u_f(s^{FS}) > u_f(s^{CS})$  for some  $f \in F$ , then there exists  $i \in A$  with  $u_i(s^{FS}) < u_i(s^{CS})$ .*

*Proof.* For the sake of contradiction, assume  $M_c(s^{FS}) \subseteq M_c(s^{CS})$  as otherwise by Lemma 3 the claim would immediately follow. Therefore,  $f$ 's increase in  $u_f(s^{FS})$  can only come from the fact that there exists a child  $c \in M_f(s^{FS})$  and another family  $f' \in F$  with  $v_c(f') > v_c(f)$  that is not interested in  $c$  under  $s^{FS}$  but under  $s^{CS}$ . Suppose  $c$  responds to  $s_{-c}^{CS}$  with  $s_c^{FS}$  in CS. By Lemma 2, this would imply  $u_c(s^{FS}) \leq u_c((s_c^{FS}, s_{-c}^{CS}))$ . However, note that  $c$ 's utility would strictly increase if  $c$  would be interested in  $f'$  instead of  $f$  since  $v_c(f') > v_c(f)$ . Hence,  $c$  does not play a best response in  $s^{CS}$ , a contradiction.  $\square$

Theorem 1 now immediately follows from Lemma 4 and Lemma 5.  $\square$

The intuition behind this result is that any overall utility gains of CS compared to FS are due to the fact that wasted search efforts are avoided. On the other hand, the only way an agent can be better off in FS compared to CS is that they have a higher chance of matching with someone they like. But this implies that some other agent had to lower their standards, which means that their utility decreased.

### 4.3. Influences of Model Parameters

In this section, we explore the effects of discounting, search costs, and match success probability on agents' search and matching behavior in equilibrium. For the remainder of this section, we assume children and families equally discount the future and have identical search costs, i.e.,  $\delta := \delta_C = \delta_F$  and  $\kappa := \kappa_C = \kappa_F$ .

**4.3.1. Search Costs** As search costs become negligible, the impact of wasted efforts disappears, and CS and FS become more and more alike.

PROPOSITION 17. *If  $\kappa > p\bar{v}$ , then no one will be mutually interested in anyone under any FSE or CSE. If  $\kappa = 0$ , then the games induced by CS and FS are identical, i.e.,  $u_i^{FS}(s) = u_i^{CS}(s)$  for all  $s \in S$ ,  $i \in A$ .*

*Proof.* Trivially, if  $\kappa > p\bar{v}$  search costs exceed the expected gain from being interested in anyone, and thus no matches will form. For any family  $f$  and any strategy profile  $s \in S$ , let

$$h^{FS}(f, s, z, \kappa) = \delta_F z + \frac{1}{n} \sum_{c \in M_f(s)} \left( \beta_{cf}(s) p(v_f(c) - \delta_F z) - \kappa \right) \quad (24)$$

and

$$h^{CS}(f, s, z, \kappa) = \delta_F z + \frac{1}{n} \sum_{c \in M_f(s)} \beta_{cf}(s) \left( p(v_f(c) - \delta_F z) - \kappa \right). \quad (25)$$

By definition,  $u_f^{CS}(s) = h^{CS}(f, s, u_f^{CS}(s), \kappa)$  and  $u_f^{FS}(s) = h^{FS}(f, s, u_f^{FS}(s), \kappa)$ . Further, we have that  $h^{FS}(f, s, z, 0) = h^{CS}(f, s, z, 0)$ . This concludes the proof for families. For children, the proof is analogous and omitted.  $\square$

As previously mentioned, the difference between FS and CS is that agents incur search costs for certain in FS while in CS they only have a positive probability of incurring these costs. Therefore, once search is free the two settings are the identical.

**4.3.2. Discounting** The case where  $\delta \rightarrow 1$  is particularly interesting. Here, we first need to revisit classical marriage markets. The marriage market (MM) *induced* by  $(v, \delta_C, \delta_F, \kappa_C, \kappa_F, p)$  is a tuple  $(C, F, \succ)$ , where  $f \succ_c f'$  if and only if  $v_c(f) > v_c(f')$  and  $c \succ_f c'$  if and only if  $v_f(c) > v_f(c')$ . Further,  $f \succ_c c$  if and only if  $p v_c(f) \geq \kappa_C$  and  $c \succ_f f$  if and only if  $p v_f(c) \geq \kappa_F$ .

**PROPOSITION 18.** *If  $\delta = 0$ , then  $S^{FS*}$  and  $S^{CS*}$  are singletons. There exists  $\bar{\delta} \in [0, 1)$ , such that for all  $\delta \in [\bar{\delta}, 1)$  the set of equilibrium matching correspondences is identical in FS and CS and coincides with the set of stable matchings in the induced marriage market.*

The intuition behind the proof, which can be found in the Appendix, is the following: Note that, if  $\delta = 0$ , there exists a unique FS-TS and a unique CS-TS for each agent, which implies the first part of Proposition 18. As  $\delta \rightarrow 1$ , each agent is willing to wait for the chance to match with the agent that yields the highest value and mutual interest, which can be interpreted as a stability criterion.

**4.3.3. Match Success Probability** For the match success probability we observe once more that in one extreme case FS and CS become equivalent in equilibrium.

**PROPOSITION 19.** *If  $p < \kappa/\bar{v}$ , then no one will be mutually interested in anyone under any FSE or CSE. As  $p \rightarrow 1$ ,  $|u_i^{FS}(s^{FS}(y)) - u_i^{CS}(s^{CS}(y))| \rightarrow 0$  for all  $y \in Y$ ,  $i \in A$ .*

The proof of Proposition 19 is in the Appendix. Again, the first part of the proposition is trivial. If  $p$  is too small, the expected value from being interested in any agent is not worth the cost. For the second part, notice the probability of child  $c$  matching with his first choice from  $M_c(s)$  goes to 1 as  $p \rightarrow 1$ . Therefore, the contribution of all other families goes to zero. But as only these first choices contribute to utilities, the difference between FS and CS again disappears.

## 5. Numerical Evaluation

In this section, we present numerical results related to the theory from Section 4. Section 5.1 describes how our numerical experiments are set up. In Section 5.2, we investigate equilibrium multiplicity and compare FS and CS in terms of welfare and Pareto-dominance. Finally, we look at the impact of search costs, discounting, and match success probability.

### 5.1. Setup

We fix the number of agent types on each side to be  $n = m = 50$ . Recall that in our model the number of agent types does not directly correspond to the number of agents because of the instant replacement assumption.

**5.1.1. Valuations** For the generation of agents' valuations we follow other approaches from the matching literature that have been used in the past (Abdulkadiroğlu et al. 2015, Mennle et al. 2015). Each agent  $i \in A$  is uniformly assigned a “quality”  $q_i$  at random from  $[0, 1]$ . Then, for each child-family pair  $(c, f) \in C \times F$  idiosyncratic values  $\hat{v}_c(f)$  and  $\hat{v}_f(c)$  are randomly drawn from  $[0, 1]$ . For a given value  $\lambda \in [0, 1]$ , we get valuations by first computing  $v'_c(f) = \lambda q_f + (1 - \lambda)\hat{v}_c(f)$  and  $v'_f(c) = \lambda q_c + (1 - \lambda)\hat{v}_f(c)$ . Note that as  $\lambda$  increases, agents' preferences become more similar and end up being identical (horizontal) for  $\lambda = 1$ . Final valuations  $v$  are obtained by normalizing  $v'$ , such that the minimal and maximal value that each agent has for a match is 0 and 1, respectively.

**5.1.2. Data** We generated 100 random quality-value pairs  $(q^{(1)}, \hat{v}^{(1)}), \dots, (q^{(100)}, \hat{v}^{(100)})$  as described in Section 5.1.1. For our base case, we set  $\delta_C = \delta_F = 0.99$ ,  $\kappa_C = \kappa_F = 0.02$ , and  $p = 0.5$ . For each pair  $(q^{(k)}, \hat{v}^{(k)})$ , we computed co-CSE, fo-CSE, co-FSE, and fo-FSE for each value of  $\lambda \in \{0, 0.25, 0.5, 0.75\}$ . Thus, we consider 400 different valuations and compute a total of 1600 equilibria. Equilibrium outcomes are computed using the procedure described in Section 3.3 where we set  $\epsilon = 10^{-10}$ .

## 5.2. Base Case Evaluation

**5.2.1. Multiplicity of Equilibria** The co-CSE is different from the fo-CSE in only 24/400 cases. Hence, in CS the equilibrium is unique in 376/400 cases. In FS, the co-FSE and fo-FSE are different in 36/400 cases. Interestingly, the matching correspondence of the co-CSE (fo-CSE) is never equal to the co-FSE (fo-FSE) matching correspondence.

**Table 4** Agents' average utilities with standard errors in fo-CSE and fo-FSE.

Search technology	Overall	Children	Families
CS	$0.445 \pm 0.003$	$0.556 \pm 0.002$	$0.334 \pm 0.005$
FS	$0.407 \pm 0.003$	$0.53 \pm 0.002$	$0.284 \pm 0.004$

**5.2.2. Average Utilities in FS and CS** Table 4 provides a summary of both approaches' performances in terms of average utilities when considering family-optimal equilibria.<sup>13</sup> The additional layer of competition for families becomes apparent when we compare the average utility of the two sides of the market. Children's utilities are significantly higher than families' utilities. Further, we can see that all agents are on average better off in CS.

**5.2.3. Pareto-dominance of CS over FS** As we would expect from Theorem 1, in no instance is  $s^{co-FS}$  or  $s^{fo-FS}$  a Pareto-improvement over  $s^{co-CS}$  or  $s^{fo-CS}$ . However,  $s^{fo-CS}$  are Pareto-improvements over  $s^{fo-FS}$  in 32/400 cases. The same holds for  $s^{co-CS}$  and  $s^{co-FS}$ .

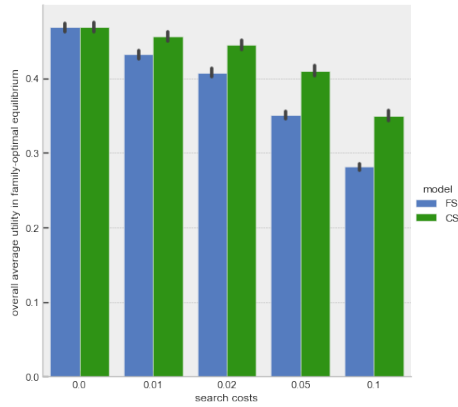
## 5.3. Comparative Statics

For the remainder of this section, we will consider only family-optimal equilibria in our analysis. As equilibria are usually unique within one search technology in our experiments, it is not surprising that our results are almost the same for child-optimal equilibria. To perform comparative statics we set each parameter to five different values while keeping the remaining parameters from our base case.

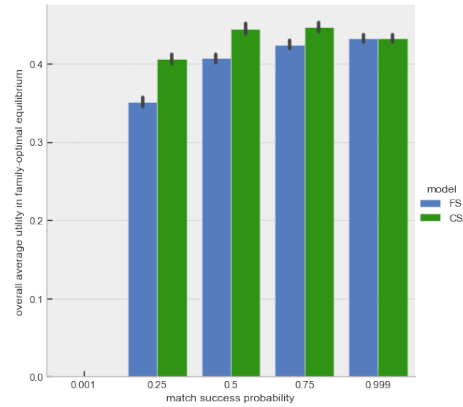
The influence of search costs on agents' utilities is illustrated in Figure 1. Black vertical lines indicate the 95%-bootstrapped confidence interval. When  $\kappa = 0$ , the performance of FS and CS becomes identical—as predicted by Proposition 17. As search costs become larger, the gap between CS and FS grows.

<sup>13</sup> A table with results for both child-optimal and family-optimal equilibria is included in the Appendix.

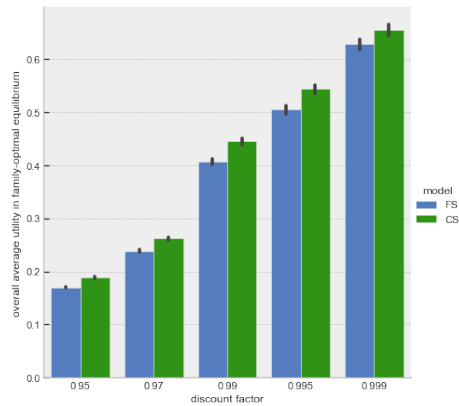




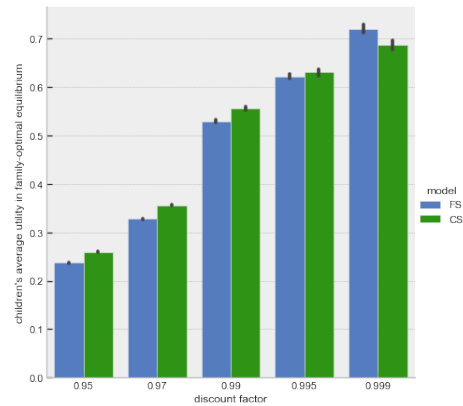
**Figure 1** Influence of search costs  $\kappa$  on overall average utility.



**Figure 2** Influence of match success probability  $p$  on overall average utility.



**Figure 3** Influence of discount factor  $\delta$  on overall average utility.



**Figure 4** Influence of discount factor  $\delta$  on children's average utility.

Similarly, Proposition 19 is confirmed by the results depicted in Figure 2. Related to this, we included another figure in the Appendix that illustrates how the number of pairs with mutual interest decreases more significantly in FS. If the probability of a match being successful is low, no agent has an incentive to invest in search efforts. As  $p \rightarrow 1$ , FS and CS become equal in equilibrium, as the first match attempt is almost always guaranteed to be successful.

For large  $\delta$ , we can observe something interesting when we look at children's and families' utilities separately. The corresponding plots can be found in the Appendix. For  $\delta = 0.999$ , we observe the only case where children are on average better off in FS. This is most likely due to the effect captured by Proposition 13. If families are very patient, they just wait in

CS until they get the chance to match with their preferred choice. This is to the disadvantage of the children that would otherwise get matched to those families. To see that FS and CS converge again, we would have to choose an even larger value for  $\delta$ . Unfortunately, the runtime of our procedure increases for larger values of  $\delta$ . For instances with  $n = m = 50$ , we could not observe the effect. However, we performed numerical experiments on smaller instances where the effect then appeared.

## 6. Discussion

Our results highlight the importance of search friction in adoption matching approaches. We found that CS is often more preferable for both children and families than FS because CS avoids some wasted search efforts. Our main theoretical contribution in this regard points out that CS can Pareto-dominate FS in equilibrium, while an FSE can never be a Pareto-improvement over a CSE. Furthermore, in our numerical evaluations, all agents are (on average) better off under CS for a wide variety of model parameter choices. The only case where children’s average utility in FS is higher than in CS is when agents are extremely patient. However, we conjecture families’ patience is limited in practice, as their wish to adopt a child is usually very strong.

For adoption agencies, our results suggest that they should consider using search technologies that allow caseworkers to perform a targeted search, rather than relying on the less targeted search processes by families. Adoption agency managers have indicated to us that practices resembling FS have been the predominant strategy, although some have switched to adopt a new technology resembling CS in recent years. Our analysis helps explain why such a change could be beneficial for both families and children.

To keep our model tractable, we had to make several assumptions. For example, we have assumed that exactly one family of each type and exactly one child is present in the system at any given time step. A natural extension of our model could allow for different distributions over agent types to control for market thickness.<sup>14</sup> The fact that a match is either successful (in which case agents receive the full value) or not is another simplification. Having more complex distributions over obtainable values from a match would be another interesting extension of our work.

We have highlighted the important role of caseworkers. It would be interesting to extend our model to capture heterogeneous caseworker skills and experience levels (indicating

<sup>14</sup>In our model, we can to some extent already control for this by introducing almost identical copies of agent types.

that some caseworkers are better at identifying promising matches). One way to model this could be by reducing uncertainty about matching outcomes on the caseworker side. Furthermore, in practice, caseworkers are usually responsible for multiple children. It is possible to extend our model to also capture this aspect, although we do not believe that this would significantly change our findings.

## 7. Conclusion

In this paper, we have performed an equilibrium analysis of two common approaches for matching children and prospective adoptive parents. We have developed a novel search and matching model for FS and CS that captures the most important, unique characteristics of adoption matching. We have shown that agents can always maximize their utility via optimal threshold strategies—except for families in FS. Further, equilibria always exist and form a complete lattice in both settings. Neither approach is guaranteed to always be better for children: average child utilities can be higher in either approach. The same holds for families. Still, we found that CS equilibrium outcomes can Pareto-dominate FS equilibrium outcomes, but that the converse does not hold. Importantly, none of these results assume any structure on agents’ preferences.

We see multiple interesting directions for future research on adoption matching. Very related to our work, one could investigate how to omit the instant replacement assumption and how the number of agents present in the system could be endogenized instead. In practice, adoption agencies often utilize multiple search strategies simultaneously (including photolisting or recruitment events). Another interesting topic for future work would be to study the economic effects of such *parallel* adoption matching approaches.

There is also potential for research on using machine learning algorithms as part of the software tools that caseworkers can use. Predicting more accurately which children and families form fruitful relationships could further improve overall welfare. Unfortunately, some families and children only find out that they are not compatible after an adoptive placement occurred. If a placement leads to the child returning to foster care instead of a finalized adoption, we speak of a *disruption*. This is a terrible experience for all parties involved. Thus, future work should investigate how data-driven systems can potentially reduce such disruption risks.

Recently, there has been an increased interest from market design and related areas regarding domains of historically underserved and disadvantaged communities (e.g., refugee

resettlement). We hope that adoption matching will similarly receive more attention in the future.

## Acknowledgments

This paper is part of a project that has received funding from the European Research Council (ERC) under the European Union's Horizon 2020 research and innovation programme (Grant agreement No. 805542).

## References

- Abdulkadiroğlu, Atila, Yeon-Koo Che, Yosuke Yasuda. 2015. Expanding "Choice" in School Choice. *American Economic Journal: Microeconomics* **7**(1) 1–42. doi:10.1257/mic.20120027. URL <https://www.aeaweb.org/articles?id=10.1257/mic.20120027>.
- Adachi, Hiroyuki. 2003. A search model of two-sided matching under nontransferable utility. *Journal of Economic Theory* **113**(2) 182–198. doi:10.1016/S0022-0531(03)00085-1. URL <https://linkinghub.elsevier.com/retrieve/pii/S0022053103000851>.
- Atakan, Alp E. 2006. Assortative matching with explicit search costs. *Econometrica* **74**(3) 667–680. URL <http://www.jstor.org/stable/4123098>.
- Avery, Rosemary J. 2000. Perceptions and practice: Agency efforts for the hardest-to-place children. *Children and Youth Services Review* **22**(6) 399–420.
- Barth, Richard P. 1990. On their own: The experiences of youth after foster care. *Child and Adolescent Social Work Journal* **7**(5) 419–440.
- Chade, Hector, Jan Eeckhout, Lones Smith. 2017. Sorting through Search and Matching Models in Economics. *Journal of Economic Literature* **55**(2) 493–544. doi:10.1257/jel.20150777. URL <http://pubs.aeaweb.org/doi/10.1257/jel.20150777>.
- Cheremukhin, Anton, Paulina Restrepo-Echavarría, Antonella Tutino. 2020. Targeted search in matching markets. *Journal of Economic Theory* **185** 104956. doi:10.1016/j.jet.2019.104956. URL <https://linkinghub.elsevier.com/retrieve/pii/S0022053119301061>.
- Children's Bureau. 2020. The AFCARS report: Preliminary FY2019 estimates.
- Courtney, Mark E, Amy Lynn Dworsky, JoAnn S Lee, Melissa Raap. 2010. *Midwest evaluation of the adult functioning of former foster youth: Outcomes at ages 23 and 24*. Chapin Hall at the University of Chicago Chicago.
- Eeckhout, Jan. 1999. Bilateral Search and Vertical Heterogeneity. *International Economic Review* **40**(4) 869–887. doi:10.1111/1468-2354.00045. URL <http://doi.wiley.com/10.1111/1468-2354.00045>.
- Hitsch, Günter J., Ali Hortaçsu, Dan Ariely. 2010a. What makes you click?—Mate preferences in online dating. *Quantitative Marketing and Economics* **8**(4) 393–427. doi:10.1007/s11129-010-9088-6. URL <http://link.springer.com/10.1007/s11129-010-9088-6>.

- Hitsch, Günter J, Ali Hortaçsu, Dan Ariely. 2010b. Matching and Sorting in Online Dating. *American Economic Review* **100**(1) 130–163. doi:10.1257/aer.100.1.130. URL <http://pubs.aeaweb.org/doi/10.1257/aer.100.1.130>.
- Knuth, D.E. 1976. *Mariages stables et leurs relations avec d'autres problèmes combinatoires: introduction à l'analyse mathématique des algorithmes*. Collection de la Chaire Aisenstadt, Presses de l'Université de Montréal. URL <https://books.google.ch/books?id=mevuAAAAMAAJ>.
- Lauermann, Stephan, Georg Nöldeke. 2014. Stable marriages and search frictions. *Journal of Economic Theory* **151** 163–195. doi:10.1016/j.jet.2013.11.001. URL <https://linkinghub.elsevier.com/retrieve/pii/S0022053113001816>.
- Ma, Hongyao, Fei Fang, David C. Parkes. 2020. Spatio-Temporal Pricing for Ridesharing Platforms. *arXiv:1801.04015 [cs]* URL <http://arxiv.org/abs/1801.04015>. ArXiv: 1801.04015.
- MacDonald, Diana E. 2019. Foster Care: A Dynamic Matching Approach. *Working Paper* .
- Mennle, Timo, Michael Weiss, Basil Philipp, Sven Seuken. 2015. The Power of Local Manipulation Strategies in Assignment Mechanisms. *Proceedings of the 24th International Conference on Artificial Intelligence. IJCAI'15, AAAI Press*, 82–89.
- Robinson-Cortés, Alejandro. 2019. Who Gets Placed Where and Why? An Empirical Framework for Foster Care Placement. *Working Paper* .
- Roth, Alvin E. 1984. The evolution of the labor market for medical interns and residents: A case study in game theory. *Journal of Political Economy* **92**(6) 991–1016. doi:10.1086/261272. URL <https://doi.org/10.1086/261272>.
- Roth, Alvin E. 1991. A natural experiment in the organization of entry-level labor markets: Regional markets for new physicians and surgeons in the united kingdom. *The American Economic Review* **81**(3) 415–440. URL <http://www.jstor.org/stable/2006511>.
- Shimer, Robert, Lones Smith. 2000. Assortative Matching and Search. *Econometrica* **68**(2) 343–369. doi:10.1111/1468-0262.00112. URL <http://doi.wiley.com/10.1111/1468-0262.00112>.
- Shimer, Robert, Lones Smith. 2001. Matching, Search, and Heterogeneity. *Advances in Macroeconomics* **1**(1). doi:10.2202/1534-6013.1010. URL <https://www.degruyter.com/view/j/bejm.2001.1.issue-1/bejm.2001.1.1.1010/bejm.2001.1.1.1010.xml>.
- Slaugh, Vincent W., Mustafa Akan, Onur Kesten, M. Utku Ünver. 2016. The Pennsylvania Adoption Exchange Improves Its Matching Process. *Interfaces* **46**(2) 133–153. doi:10.1287/inte.2015.0828. URL <http://pubsonline.informs.org/doi/10.1287/inte.2015.0828>.
- Tarski, Alfred. 1955. A lattice-theoretical fixpoint theorem and its applications. *Pacific Journal of Mathematics* **5**(2) 285–309. doi:10.2140/pjm.1955.5.285. URL <http://msp.org/pjm/1955/5-2/p11.xhtml>.
- Triseliotis, John. 2002. Long-term foster care or adoption? the evidence examined. *Child & Family Social Work* **7**(1) 23–33.

Weitzman, Martin L. 1979. Optimal Search for the Best Alternative. *Econometrica* **47**(3) 641. doi:10.2307/1910412. URL <https://www.jstor.org/stable/1910412?origin=crossref>.

## Appendix A: Remaining Proofs

### A.1. Proposition 20

PROPOSITION 20. *In CS,  $c$ 's utility is maximized if the caseworker processes families in decreasing order of  $v_c(f)$ .*

*Proof.* Assume child  $c$  is active at the current time step. Note that families without interest in  $c$  do not affect  $c$ 's utility in any way. For the remaining families,  $c$  faces a Pandora's box problem (Weitzman 1979) where  $c$  receives a payoff of  $v_c(f)$  with probability  $p$  and a payoff of 0 with probability  $1 - p$  when the box corresponding to family  $f$  is opened. Notice that the reservation value of the box corresponding to family  $f$  is higher than for family  $f'$  if and only if  $v_c(f) > v_c(f')$ .  $\square$

### A.2. Proof of Proposition 6

*Proof.* Let  $s^* = (s_f^*, s_{-f})$ . For all  $z \in \mathbb{R}$  and  $s_f$  it holds that

$$h(z, s) := \delta_F z + \frac{1}{n} \sum_{c \in C} s_c(f) s_f(c) \beta_{cf}(s) \left( p(v_f(c) - \delta_F z) - \kappa_F \right) \quad (26)$$

$$\leq \delta_F z + \frac{1}{n} \sum_{c \in C} s_c(f) \mathbb{1}[p(v_f(c) - \delta_F z) \geq \kappa_F] \left( p(v_f(c) - \delta_F z) - \kappa_F \right) \quad (27)$$

$$=: h(z, s^*), \quad (28)$$

since  $\beta_{cf}(s)$  does not depend on  $s_f$ . Because both  $h(z, s)$  and  $h(z, s^*)$  are monotonically increasing in  $z$ ,  $u_f(s) = h(u_f(s), s)$ , and  $u_f(s^*) = h(u_f(s^*), s^*)$ , the claim follows.  $\square$

### A.3. Proof of Proposition 8

*Proof.* Let  $s^* = (s_f^*, s_{-f})$ . For all  $z \in \mathbb{R}$  and  $s_f$  it holds that

$$h(z, s) := \delta_F z + \frac{1}{n} \sum_{c \in C} s_c(f) s_f(c) \left( \beta_{cf}(s) p(v_f(c) - \delta_F z) - \kappa_F \right) \quad (29)$$

$$\leq \delta_F z + \frac{1}{n} \sum_{c \in C} s_c(f) \mathbb{1}[\beta_{cf}(s) p(v_f(c) - \delta_F z) \geq \kappa_F] \left( \beta_{cf}(s) p(v_f(c) - \delta_F z) - \kappa_F \right) \quad (30)$$

$$=: h(z, s^*), \quad (31)$$

since  $\beta_{cf}(s)$  does not depend on  $s_f$ . Because both  $h(z, s)$  and  $h(z, s^*)$  are monotonically increasing in  $z$ ,  $u_f^{CS}(s) = h(u_f^{CS}(s), s)$ , and  $u_f^{CS}(s^*) = h(u_f^{CS}(s^*), s^*)$ , the claim follows.  $\square$

### A.4. Proof of Proposition 9

*Proof.* From Proposition 5 and Proposition 6 we immediately get the result for children and families in CS. For children in CS, note that  $\beta_{cf}(s) \geq \beta_{cf'}(s)$  if and only if  $v_c(f) \geq v_c(f')$  for all  $c \in C$ ,  $f \in F$ ,  $s \in S$ . Hence, for a CS-TS for children we also have that  $s_c^*(f) = \mathbb{1}[\beta_{cf}(s) p(v_c(f) - \delta_C y_c) \geq \kappa_C] = \mathbb{1}[v_c(f) \geq z]$  for some value  $z \in \mathbb{R}$ . For families in FS, consider the following example: Let  $\epsilon > 0$  and assume there are two agent types on both sides with valuations as described in the below tables. Suppose strategy profile  $s$  is such that  $s_c(f) = s_f(c) = 1$  for all  $c \in C$ ,  $f \in F$ . However, if  $(1 - p)p < \kappa_F$ , then it is optimal for  $f$  to only be interested in  $c_2$ , even though  $f$  strictly prefers  $c_1$ .  $\square$

Table 5

$v_c(f)$	$f_1$	$f_2$	$v_f(c)$	$f_1$	$f_2$
$c_1$	1	$1 - \epsilon$	$c_1$	1	1
$c_2$	1	$1 - \epsilon$	$c_2$	$1 - \epsilon$	$1 - \epsilon$

### A.5. Proof of Proposition 11

*Proof.* Define a mapping  $T : Y \rightarrow Y$  as follows:  $T = (T_i)_{i \in A}$ , where

$$T_c(y) = \delta_C y_c + \frac{1}{n} \sum_{f \in F} \mathbb{1}[p(v_f(c) - \delta_F y_f) \geq \kappa_F] \beta_{cf}(y) \left( p(v_c(f) - \delta_C y_c) - \kappa_C \right)^+ \quad (32)$$

for all  $c \in C$  and

$$T_f(y) = \delta_F y_f + \frac{1}{n} \sum_{c \in C} \mathbb{1}[p(v_c(f) - \delta_C y_c) \geq \kappa_C] \beta_{cf}(y) \left( p(v_f(c) - \delta_F y_f) - \kappa_F \right)^+. \quad (33)$$

for all  $f \in F$ . Note that any fixed point of  $T$  is an equilibrium threshold profile in CS. We now show that  $T$  is monotonically increasing according to  $\leq_C$ . Let  $c \in C$ ,  $y, y' \in Y$ , and  $y \leq_C y'$ . It holds that

$$T_c(y) = \delta_C y_c + \frac{1}{n} \sum_{f \in F} \mathbb{1}[p(v_f(c) - \delta_F y_f) \geq \kappa_F] \beta_{cf}(y) \left( p(v_c(f) - \delta_C y_c) - \kappa_C \right)^+ \quad (34)$$

$$\leq \delta_C y'_c + \frac{1}{n} \sum_{f \in F} \mathbb{1}[p(v_f(c) - \delta_F y'_f) \geq \kappa_F] \beta_{cf}(y') \left( p(v_c(f) - \delta_C y'_c) - \kappa_C \right)^+ \quad (35)$$

$$= T_c(y'), \quad (36)$$

because each family is weakly less selective under  $s(y')$  than  $s(y)$ .

Similarly, since each child is weakly more selective under  $s(y')$  than  $s(y)$ , we have for all  $f \in F$

$$T_f(y) = \delta_F y_f + \frac{1}{n} \sum_{c \in C} \mathbb{1}[p(v_c(f) - \delta_C y_c) \geq \kappa_C] \beta_{cf}(y) \left( p(v_f(c) - \delta_F y_f) - \kappa_F \right)^+ \quad (37)$$

$$\geq \delta_F y'_f + \frac{1}{n} \sum_{c \in C} \mathbb{1}[p(v_c(f) - \delta_C y_c) \geq \kappa_C] \beta_{cf}(y') \left( p(v_f(c) - \delta_F y'_f) - \kappa_F \right)^+ \quad (38)$$

$$= T_f(y'). \quad (39)$$

Note that  $T$  maps elements from  $Y$  to  $Y$  and  $(Y, \leq_C)$  is a complete lattice. By Tarski's fixed point theorem, the claim follows.  $\square$

### A.6. Proof of Proposition 18

Let  $(C, F, \succ)$  be a matching market (MM) where agents have strict preferences.

**DEFINITION 6.** A pair of functions  $g = (g_C, g_F)$  is called a *pre-matching* if  $g_C : C \rightarrow A$  and  $g_F : F \rightarrow A$ , such that if  $g_C(c) \neq c$  then  $g_C(c) \in F$  and if  $g_F(f) \neq f$  then  $g_F(f) \in C$ .

We say that a pre-matching  $g$  *induces* a matching  $w$  if the function  $w : A \rightarrow A$  defined by  $w(i) = g(i)$  is a matching. Consider the following set of equations:

$$g_C(c) = \max_{\succ_c} (\{f \in F \mid c \succeq_f g_F(f)\} \cup \{c\}), \quad c \in C, \quad (40)$$

$$g_F(f) = \max_{\succ_f} (\{c \in C \mid f \succeq_c g_C(c)\} \cup \{f\}), \quad f \in F, \quad (41)$$

where the maxima are taken with respect to agents' preferences.

LEMMA 6 (**Adachi (2003)**). *If a matching  $w$  is stable, then the pre-matching  $g$  defined by  $w$  solves the above equations. If a pre-matching  $g$  solves the above equations, then  $g$  induces a stable matching  $w$ .*

LEMMA 7. *There exists  $\bar{\delta} \in [0, 1)$ , such that for all  $\delta \in [\bar{\delta}, 1)$  the set of equilibrium matching correspondences are identical in FS and CS and coincide with the set of stable matchings in the induced marriage market.*

*Proof.* Let  $s \in S^{FS*}$  and  $c \in C$ .  $c$ 's utility under  $s$  is the unique value  $u_c^{FS}(s)$  that satisfies

$$u_c(s) = \delta u_c(s) + \frac{1}{n} \sum_{f \in F} s_f(c) \left( \beta_{cf}(s) p(v_f(c) - \delta u_c(s)) - \kappa_C \right)^+ \quad (42)$$

$$\iff (1 - \delta) u_c(s) = \frac{1}{n} \sum_{f \in F} s_f(c) \left( \beta_{cf}(s) p(v_f(c) - \delta u_c(s)) - \kappa_C \right)^+. \quad (43)$$

Therefore, as  $\delta \rightarrow 1$  we get

$$\frac{1}{n} \sum_{f \in F} s_f(c) \left( \beta_{cf}(s) p(v_f(c) - \delta u_c^{FS}(s)) - \kappa_C \right)^+ \rightarrow 0. \quad (44)$$

For the sake of contradiction, assume that  $|M_c(s)| \geq 2$ . Let  $f^* = \arg \max_{f \in F: s_{f^*}(c)=1} v_c(f)$  and  $f \in M_c(s) \setminus \{f^*\}$ . Because of Equation 44, it must hold that

$$\beta_{cf}(s) \left( v_c(f) - \delta u_c(s) - \kappa_C/p \right)^+ \rightarrow 0. \quad (45)$$

However, since  $v_c(f^*) > v_c(f)$  and  $\beta_{cf^*}(s) > \beta_{cf}(s)$  we get that

$$\beta_{cf^*}(s) \left( v_c(f^*) - \delta u_c(s) - \kappa_C/p \right)^+ \rightarrow \epsilon \quad (46)$$

for some  $\epsilon > 0$ , a contradiction. Hence,  $M_c(s) = \{f^*\}$  if  $p v_c(f^*) \geq 0$  or  $M_c(s) = \emptyset$  otherwise. Notice that this is equivalent to the expression of Equation 40. Now that we have established that children will be mutually interested in at most one family, the same can similarly be shown for families, which completes the proof for FS. The proof for CS is analogous and thus omitted.  $\square$

LEMMA 8. *If  $\delta = 0$ , then  $S^{FS}$  and  $S^{CS}$  are singletons.*

*Proof.* If  $\delta = 0$ , then we can see from the definitions of threshold strategies that there only exists one unique FS-TS and one unique CS-TS. Hence,  $S^{FS*}$  and  $S^{CS*}$  must be singletons.  $\square$

### A.7. Proof of Proposition 19

*Proof.* Trivially, if  $p < \kappa/\bar{v}$ , the expected gain from being interested in any agent is always negative, and thus every agent will remain unmatched in equilibrium.

For any family  $f$  and any threshold profile  $y \in Y$ , let

$$h^{FS}(f, y, z, p) = \delta_F z + \frac{1}{n} \sum_{c \in C} \mathbb{1}[\beta_{cf}^{FS}(y) p(v_c(f) - \delta_C y_c) \geq \kappa_C] \left( \beta_{cf}^{FS}(y) p(v_f(c) - \delta_F z) - \kappa_F \right)^+ \quad (47)$$

and

$$h^{CS}(f, y, z, p) = \delta_F z + \frac{1}{n} \sum_{c \in C} \mathbb{1}[\beta_{cf}^{CS}(y) p(v_c(f) - \delta_C y_c) \geq \kappa_C] \beta_{cf}^{CS}(y) \left( p(v_f(c) - \delta_F z) - \kappa_F \right)^+. \quad (48)$$



The threshold profile corresponding to the FSE (CSE) must be a fixed point of  $h^{FS}$  ( $h^{CS}$ ). For any  $y \in Y$

$$\lim_{p \rightarrow 1} \left( \delta_F z + \frac{1}{n} \sum_{c \in C} \mathbb{1}[\beta_{cf}^{FS}(y)p(v_c(f) - \delta_C y_c) \geq \kappa_C] \left( \beta_{cf}^{FS}(y)p(v_f(c) - \delta_F z) - \kappa_F \right)^+ \right) \quad (49)$$

$$= \delta_F z + \frac{1}{n} \max_{c \in M_f(s)} \left\{ \left( v_f(c) - \delta_F z - \kappa_F \right)^+ \right\} \quad (50)$$

$$= \lim_{p \rightarrow 1} \left( \delta_F z + \frac{1}{n} \sum_{c \in C} \mathbb{1}[\beta_{cf}^{CS}(y)p(v_c(f) - \delta_C y_c) \geq \kappa_C] \beta_{cf}^{CS}(y) \left( p(v_f(c) - \delta_F z) - \kappa_F \right)^+ \right) \quad (51)$$

and hence  $\lim_{p \rightarrow 1} |u_f(s^{FS}(y)) - u_f(s^{CS}(y))| = 0$ . This concludes the proof for families. For children, the proof is analogous and thus omitted.  $\square$

## Appendix B: Algorithm to Compute FS-TSs from Threshold Profiles

---

### Algorithm 1: FS-TS to strategy profile

---

**Input:**  $y \in \mathbb{R}^{n+m}$   
**Output:** Strategy profile  $s \in S^{FS}$   
 $s_c(f) := 0$  and  $s_f(c) := 0$  for all  $c \in C$ ,  $f \in F$   
**for**  $c \in C$  **do**  
     $U := F$   
    **while**  $U \neq \emptyset$  **do**  
         $f := \arg \max_{f' \in U} v_c(f')$   
        **if**  $\beta_{cf}(s)p(v_f(c) - \delta_F y_f) \geq \kappa_F$  **then**  
             $s_f(c) := 1$   
        **end**  
        **if**  $\beta_{cf}(s)p(v_c(f) - \delta_C y_c) \geq \kappa_C$  **then**  
             $s_c(f) := 1$   
        **end**  
         $U := U \setminus \{f\}$   
    **end**  
**end**

---

PROPOSITION 21. *In the strategy profile  $s^{FS}(y)$  produced by Algorithm 1, each agent plays an FS-TS.*

*Proof.* Since  $\beta_{cf}(s)$  only depends on families  $f' \in F$  with  $v_c(f') > v_c(f)$  and for each child families are processed in decreasing order of  $v_c(f)$ , the final strategy profile satisfies the equations from Proposition 7 and Proposition 8.  $\square$

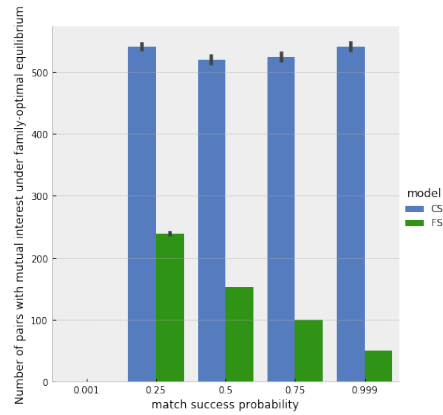
## Appendix C: Numerical Evaluation: Supplementary Material

### C.1. Welfare in Base Case

**Table 6** Agents' average utilities with standard errors in CS and FS.

Equilibrium	Overall	Children	Families
co-CSE	$0.445 \pm 0.003$	$0.556 \pm 0.002$	$0.334 \pm 0.005$
fo-CSE	$0.445 \pm 0.003$	$0.556 \pm 0.002$	$0.334 \pm 0.005$
co-FSE	$0.407 \pm 0.003$	$0.53 \pm 0.002$	$0.284 \pm 0.004$
fo-FSE	$0.407 \pm 0.003$	$0.53 \pm 0.002$	$0.284 \pm 0.004$

### C.2. Match Success Probability: Influence on Mutual Interest



**Figure 5** Influence of match success probability  $p$  on number of pairs with mutual interest.