

A graph theoretical approach to the firebreak locating problem*

Marc Demange¹, Alessia Di Fonso², Gabriele Di Stefano², and Pierpaolo Vittorini³

¹*School of Science, RMIT University, Melbourne, Australia*

²*Department of Information Engineering, Computer Science and Mathematics, University of L'Aquila, Italy*

³*Department of Life, Health and Environmental Sciences, University of L'Aquila, Italy*
 marc.demange@rmit.edu.au, alessia.difonso@graduate.univaq.it,
 gabriele.distefano@univaq.it, pierpaolo.vittorini@univaq.it

March 19, 2021

Abstract

In the last decade, wildfires have become wider and more destructive. The climate change and the growth of urban areas may further increase the probability of incidence of large-scale fires. The risk of fire can be lowered with preventive measures. Among them, firefighting lines are used to stop the fire from spreading beyond them. Due to high costs of installation and maintenance, their placement must be carefully planned. In this work, we address the wildfire management problem from a theoretical point of view and define a risk function to model the fire diffusion phenomena. The land is modeled by a mixed graph in which vertices are areas subject to fire with a certain probability while edges model the probability of fire spreading from one area to another. To reduce the risk, we introduce the FIREBREAK LOCATION problem that addresses the optimal positioning of firefighting lines under budget constraints. We study the complexity of the problem and prove its hardness even when the graph is planar, bipartite, with maximum degree four and the propagation probabilities are equal to one. We also show an efficient polynomial time algorithm for particular instances on trees.

Keywords: Firebreak location, restricted Planar Max 2-SAT, planar graphs, wildfire emergency management, risk management.

1 Introduction

1.1 Motivation

Wildfire incidence around the world has increased in the past several decades. The recent fires registered in Chile (2017), Portugal (2017), Greece (2018), California (2017, 2018, 2020), Oregon (2020), Australia (2009, 2019-2020), Sweden (2014, 2018) and UK (2018) are examples of that. The possible causes include the decline of traditional rural systems, the reduction of resources

*This work has been supported in part by the European project “Geospatial based Environment for Optimisation Systems Addressing Fire Emergencies” (GEO-SAFE), contract no. H2020-691161.

finalized to forest management [31], the increased number of citizens living in wildland-urban interfaces and unaware of the risk, the lack of proper wildfire protection measures [22] and the extreme weather events caused by global climate change [18]. These causes have led to larger wildfires, consequent conspicuous damages, that in turn caused broader social, economic and environmental impacts [29].

Technologies such as mathematical models predicting fire spread, resource allocation tools or infrastructure allocation decision support systems can be very helpful to support efficient and accurate decision-making [21]. In such a context, the paper focuses on problems related to the construction of fire-fighting lines, which is one of the most common preventive measures adopted to either isolate valuable areas or to provide opportunities for firefighters to face a wildfire [1, 23]. In particular, a *firebreak* is a fire-fighting line in which all the vegetation and organic matter are completely removed, that prevents a fire from feeding further and expand towards populated areas and important buildings. Firebreaks require annual maintenance: keeping the optimal functionality is very onerous since it requires maintaining the vegetation level as low as possible while it is known that they create favorable conditions for the growth of invasive vegetation [1, 23]. Because of such an economic, ecological and landscaped impact, it is impossible to create fire-fighting lines everywhere. So far, the installation of firebreaks remains empirical and based on the statistical analysis of past fires and on expert opinions.

1.2 Our contribution

In such a context, the paper focuses on some problems related to the optimal location of firebreaks in a territory, to minimize a risk function under a budget constraint.

The territory is modeled as a *mixed graph* where vertices correspond to areas subject to some fire outbreak and edges represent the possibility of fire spread from one area to another. The risk relies on ignition probabilities (that capture the possibility of fire outbreak from each area) and on spread probabilities (that capture the possibility of fire spread from one area to another), as well as on values assigned to each area. Directed edges represent situations where the fire can spread in one direction only or in both directions with different probabilities. This can result from the topography (in particular the slope) or/and the dominant wind directions during the year.

A firebreak corresponds to reducing the graph connectivity by edge removal. A cost is associated with each edge removal, and a budget constraint must be satisfied. Then, the FIREBREAK LOCATION problem aims to identifying the best positions for firebreaks to minimize the risk while respecting the budget.

The risk function and the firebreak location problem are related to similar approaches in the literature. For a better comparison among them, we firstly introduce our model. Then, we delve into the related works by comparing the risk function with the well-known *Independent Cascade model* [27] and the firebreak location problem with a selection of problems involving the removal of edges in a graph.

We then study the complexity of the problem showing, with two successive reductions, its hardness even when the graph is planar, bipartite, with maximum degree 4, and when vertex values, edge costs and the propagation probabilities are one. We also propose an efficient polynomial time algorithm for several cases on trees. Table 1 summarizes all the results presented in this paper. The meaning of the columns depend on the model that we introduce in the following section.

The paper is organized as follows. Section 2 introduces the main notations (Subsection 2.1), the general problem (Subsection 2.2) and summarizes the related work (Subsection 2.3). Section 3

FIREBREAK LOCATION									
$Graph (V, E)$	Δ	π_s	π_i	κ	φ	B	R	Complexity	Reference
general								NP-hard	Prop. 3.2

WINDY FIREBREAK LOCATION									
$Graph (V, E)$	Δ	π_s	π_i	κ	φ	B	R	Complexity	Reference
unit-disk		1	uniform		1			NP-C	[5]
star		1	0/1					NP-C	Prop. 3.2
bipartite planar	4	1		1	1			NP-C	Th. 3.1
subgrid	4	1		1	0/1			NP-C	Prop. 3.6
grid	4	1		0/1	0/1			NP-C	Prop. 3.6
trees (Algo.1)		1	0/1	1	1	poly	opt	$O(V \cdot B^2)$	Th. 4.1
trees		1	0/1	\mathbb{N}		poly	opt	$O(V \cdot B^2)$	Th. 4.2

Table 1: Results presented in this paper — Note: *poly* stands for $O(\text{Poly}(|V|))$, *opt* states that we find the minimum risk value, an empty column means that any value is acceptable

contains the main results concerning the computational complexity, whereas Section 4 studies some polynomially solvable cases on trees. A conclusive discussion is then included in Section 5.

2 Definitions and Model

2.1 Main notations

In this paper, all graphs are finite. Let $G = (V, E)$ be a directed graph (or digraph); a directed edge $e \in E$ between vertices $x, y \in V$ will be denoted $e = xy$.

A symmetric digraph is also called undirected graph where two edges xy, yx are replaced with a single undirected edge. When no ambiguity will occur, this undirected edge will be denoted xy (or yx). A mixed graph has directed and undirected edges. As a consequence, all graph notions not specifically restricted to directed or to undirected graphs will be defined for mixed graphs and then are valid for directed and for undirected graphs as well. In a mixed graph, a path needs to respect edge orientation if it includes directed edges.

Given a mixed graph $G = (V, E)$ and two vertices $u, v \in V$, $u \xrightarrow{G} v$ means that there is a path from u to v in G (we say that v is *reachable* from u in G). For any set of vertices $V' \subset V$, $r_G(V') = \{v \in V, \exists u \in V', u \xrightarrow{G} v\}$ is the set of vertices reachable from V' in G .

By $G' \leq G$ we will denote that $G' = (V, E')$, $E' \subset E$ is a partial graph of G . For any edge set $H \subset E$, we denote by $G \setminus H$ the partial graph $(V, E \setminus H)$ obtained from G by removing edges in H . Given a set $V' \subset V$, $G[V']$ denotes the subgraph induced by V' and any graph $G'' = (V'', E'')$, $V'' \subset V, E'' \subset E$ will be called partial subgraph of G .

For any $k \geq 2$, $P_k = a_1 \dots a_k$ is a path on k vertices a_1, \dots, a_k and edges $a_i a_{i+1}$, $i = 1, \dots, k-1$. P_2 is a single edge. The extremities of the path are the two vertices of degree 1. Paths can be either undirected or directed from a_1 to a_k . A cycle C_k is obtained from a P_k by adding an edge between its extremities; if it is directed, then the added edge is $a_k a_1$.

A mixed graph is called planar if it can be drawn in the 2-dimension plane without crossing edges. Such a drawing is called *planar embedding*. Given an undirected graph G , a subdivision of G is obtained by replacing edges uv by a path P_k , $k \geq 2$ (we add $k-2$ intermediate vertices). This transformation preserves planarity. K_p , $p \geq 1$ will denote an undirected clique on p vertices and

$K_{p,q}$, $p, q \geq 1$, will denote a complete bipartite graph with respectively p and q vertices on each side. It is well-known that $K_{3,3}$ is not planar and consequently, containing (as partial subgraph) a subdivision of $K_{3,3}$ is a certificate of non-planarity.

All graph-theoretical terms not defined here can be found in [7]. For complexity concepts we refer the reader to [10].

2.2 The FIREBREAK LOCATION Problem

The problem FIREBREAK LOCATION was introduced in [5] and discussed with firefighting agencies as part of the European project GEO-SAFE. To make this paper self contained, we give below the full description of FIREBREAK LOCATION and define the particular case WINDY FIREBREAK LOCATION.

We are given a mixed graph where vertices are subject to burn and edges represent potential fire spread from one vertex to an adjacent one. Fire ignitions may occur on some vertices. The objective will be to select a set of edges, called *cut system*, to be blocked (removed) within a budget constraint in order to reduce the induced risk, as described below.

When a link between two vertices is “treated” (blocked) (typically installing a fire break corridor) the fire is blocked in both directions. For this reason a treatment between vertices x and y is modeled as the removal of edges xy and yx , if existing. To this end, we define a subset H of E a *cut system* if:

$$H = H \cup \{yx \in E \mid xy \in H\}$$

An instance is defined by a mixed graph $G = (V, E)$; every edge $e = xy \in E$ is assigned a probability of spread (in one direction if the edge is directed) $\pi_s(e)$ and a cost $\kappa(e)$ seen as the cost to cut xy and yx in case both edges exist. In this case, it will be convenient in expressions to allocate half of the cost to xy and half to yx , making κ just a symmetric function.

Every vertex $v \in V$ is assigned a value $\varphi(v)$ and a probability of ignition $\pi_i(v)$. The total value $\varphi(V')$ of a subset $V' \subset V$ is defined in an additive way:

$$\varphi(V') = \sum_{v \in V'} \varphi(v) \quad (1)$$

The cost of $E' \subset E$ is:

$$\kappa(E') = \sum_{e \in E'} \kappa(e) \quad (2)$$

The global objective will be to select a *cut system* $H \subset E$ under a budget constraint: given a budget B , the constraint is $\kappa(H) \leq B$.

Given such a solution H , we will denote by G_H the partial graph $G_H = G \setminus H$ of G .

Given a partial graph $G_S \leq G$ (spreading graph) and a set $I \subset V$ of ignited vertices, the induced loss is:

$$\lambda(G_S, I) = \varphi(r_{G_S}(I)) \quad (3)$$

To evaluate the *risk* associated with H we consider the following two-phase system.

During a first phase we randomly select a set $I \subset V$ of vertices in the probability space $\mathcal{V} = (V, \pi_i)$ and a set $E_S \subset (E \setminus H)$ of edges (spreading edges) in the probability space $\mathcal{E}_H = (E \setminus H, \pi_s)$, thus defining a random graph $G_S = (V, E_S) \leq G_H$. Both random choices are independent.

The probability of a set $I \subset V$ is:

$$\pi_i(I) = \prod_{v \in I} \pi_i(v) \times \prod_{v \notin I} (1 - \pi_i(v)) \quad (4)$$

Similarly the probability of G_S is:

$$\pi_s(G_S) = \prod_{e \in E_S} \pi_s(e) \times \prod_{e \notin E_S} (1 - \pi_s(e)) \quad (5)$$

The second phase then associates with the *cut system* H the *risk* $\rho(G_H)$ as follows:

$$\rho(G_H) = \sum_{I \subset V} \sum_{G_S \leq G_H} \pi_i(I) \pi_s(G_S) \lambda(G_S, I) \quad (6)$$

FIREBREAK LOCATION

Instance: a mixed graph $G = (V, E)$; for every edge $e \in E$ a probability of spread $\pi_s(e)$ and a cost $\kappa(e)$ (if xy and yx are in E , then $\kappa(xy) = \kappa(yx)$); for every vertex $v \in V$, a value $\varphi(v)$ and a probability of ignition $\pi_i(v)$. A total budget B and a total risk R .

Question: is there a *cut system* $H \subset E$ such that $\kappa(H) \leq B$ and $\rho(G_H) \leq R$?

We will denote such an instance $(G, \pi_s, \pi_i, \kappa, \varphi, B, R)$.

If we consider the optimization version instead of the decision version, then the threshold R is not part of the instance but becomes the objective to minimize. The particular case where all probabilities of spread are equal to 1 is called **WINDY FIREBREAK LOCATION**. In this case, the definition of the problem can be simplified: we can directly define it on a mixed graph, stating that, two opposite edges xy and yx are always seen as an undirected edge. Then, the cost $\kappa(e)$ to remove an undirected edge $e = xy$ corresponds to the cost to remove xy and yx .

The following lemma simplifies Relation 6 in the case of **WINDY FIREBREAK LOCATION**. Let us consider an instance of **WINDY FIREBREAK LOCATION**: a digraph $G = (V, E)$ with ignition probabilities on vertices and probability of spread equal to 1 for each edge. For a vertex $x \in V$ we denote p_x the probability that x burns. For any cut system H , we denote $U_{x,H} = \{t \in V, t \xrightarrow{G_H} x\}$ be the set of vertices t such that there is, in G_H , a path from t to x . Note that $x \in U_{x,H}$.

Lemma 2.1 *Let us consider an instance G of **WINDY FIREBREAK LOCATION**, a cut system H and a vertex x ; then:*

$$p_x = 1 - \prod_{t \in U_{x,H}} (1 - \pi_i(t)) \text{ and } \rho(G_H) = \sum_{x \in G_H} p_x \cdot \varphi(x).$$

Proof.

Using Relation 5 we have $\pi_s(G_H) = 1$ and $\forall G_S \leq G_H, G_S \neq G_H, \pi_s(G_S) = 0$. The expression of p_x is then a direct application of Relations 4 and 5 taking into account that the fire certainly spreads through connected components. Then, the expression of $\rho(G_H)$ is an immediate consequence of Relation 6 taking into account that, in the second sum, only the terms with $G_S = G_H$ are not null.

■

Note that, in general, $\rho(G_H)$ is not polynomial to compute as outlined in the Subsection 2.3 and, as a consequence, FIREBREAK LOCATION is not necessarily in NP. Lemma 2.1 implies that the objective value of WINDY FIREBREAK LOCATION can be computed in polynomial time. Let us remark that $\rho(G)$ is calculable in polynomial time when $k \log \Delta \in O(\log \log n)$, where k is the maximum length of a path between two vertices and Δ is the maximum vertex degree in the graph. Under these conditions, the number of nodes that can affect the probability that a node can burn is $O(\Delta^k)$. The number of edges involved is therefore $O(\Delta^{2k})$ and a brute-force algorithm has to test $O(2^{\Delta^{2k}})$ realizations of the fire propagation on the subgraph, for each burning node of the graph. Imposing a polynomial time for this operation, we obtain $2^{\Delta^{2k}} \in O(n^t)$, for a constant t , and hence – applying two times the logarithmic operator – we have $k \log \Delta \in O(\log \log n)$.

2.3 Related Work

2.3.1 The risk function and the Independent Cascade model

The risk $\rho(G_H)$ is related to the well-known Independent Cascade model (IC) [27].

The IC model was initially adopted to model the interaction between particle systems [8], then investigated in the context of marketing [12], and also used to model the spread of influence in social networks [14] or the spread of a disease [30].

The IC model corresponds to the propagation process we have modeled for the case of fire. It is commonly adopted in various contexts where something (let us call it the *object*) is spread across a network. Affected vertices are called *activated*, which in our case corresponds to be on fire. The model uses discrete time: neighbors of activated vertices are randomly activated using transmission probabilities on links. The only difference with our model is the notion of ignition probabilities while in the usual IC model one single vertex or a set of vertices are initially activated. Nevertheless, we could easily remove ignition probabilities by (i) introducing in our model a vertex f (i.e., the fire) with $\varphi(f) = 0$, (ii) adding for each vertex $v \in V$ an edge $e = fv$ with $\pi_s(e) = \pi_i(v)$ and $\kappa(e) = \infty$, and then (iii) removing the ignition probabilities. However, such a transformation does not necessarily preserve structural properties of the network, in particular planarity that plays an important role in our study.

Computing the risk $\rho(G_H)$ was shown #P-hard in general graphs [2] and #P-complete in planar graphs [24], even with binary ignition probabilities. Approximating $\rho(G_H)$ in the unweighted case is discussed in [14], where an ε -approximation (approximation schema) is provided under some assumptions. To our knowledge, the possibility to compute an approximated value in the general case is still open. Efficient ways to compute the exact value of $\rho(G_H)$ are also discussed in [19]. In some contexts and in particular for the spread of an information in a social network, the so-called Linear Threshold (LT) model [27] is preferred to the IC model. Instead of activating a vertex when the object is transmitted from a neighbor, a given vertex needs to receive a fixed amount of activation from the neighborhood to be itself activated.

2.3.2 Close optimization problems in other contexts.

Graph optimization has been used to control the spread of an unwanted object in a network and an extended literature has been developed on this problem. Most models address the spread of false information in social networks or the spread of a disease in the graph of contacts associated with a population.

In these contexts, let us outline two problems, the `CUTTINGEDGE` problem [15] and the `CONTAMINATION MINIMIZATION` problem [16]. Both problems have very similar objectives as `FIREBREAK LOCATION` and consists in removing a fixed number of edges to minimize the risk, seen as the expected number of activated vertices. The former problem uses the LT model while the latter uses the IC model.

A greedy approach is known to guarantee a constant approximation ratio for the `CUTTINGEDGE` problem [15]. In [16], some greedy heuristics are considered for `CONTAMINATION MINIMIZATION` problem and, to our knowledge, no constant approximation is known.

Apart from the diffusion model - LT or IC -, the main differences with `FIREBREAK LOCATION` are as follows:

1. these two problems are unweighted in the sense that all activation probabilities are supposed equal, there is no value associated with vertices and no cost associated with edges.
2. the most important is the edge removal process: both problems consider removing directed edges while, in `FIREBREAK LOCATION`, removing one directed edge automatically removes the inverse edge if it exists.

Finally, a slightly different approach is proposed in [28]. Based on the assumption that the risk of spread is linked to the largest eigenvalue of the adjacency graph, they consider the problem of removing a fixed number of edges to minimize the maximum eigenvalue in the resulting graph. They prove the NP-hardness and propose an heuristic for this problem.

Note that in most studies aiming to control the spread of information through a social network or the spread of a disease across a population, the underlying graph is dense and the natural topologies of the network are totally different than for our problem. In particular, planarity is not relevant for these networks while it is very natural in our case and is central in our work.

2.3.3 Close problems in fire emergency management

We conclude this section by mentioning a few problems in fire emergency management that are naturally posed on the fire spread graph and consequently, for which planar instances are relevant. The same ignition and propagation model as ours has been used on a directed graph to model and simulate fire spread in a building [3] or on a landscape [25]. These papers refer to the Bayesian networks terminology with the restriction that the graph of spread has no directed cycle (directed acyclic graph). A similar approach is used in [20]. However, in these papers, the model allows to simulate the spread and then, is used as a decision tool to evaluate scenarios. Here, we use it to analytically define the objective value of our minimization problem. Also, in practice, the case of directed acyclic graphs of spread is satisfactory when considering a specific fire with, in particular, specific wind directions, but becomes restrictive when considering all possible fire scenarios. The problem we address, in prevention, requires considering all possible scenarios during a long period (typically several years).

In [26], the terrain is modeled as a lattice (obtained by tessellation), where each node is susceptible to burn, and the fire propagation is represented as a random walk from a starting vertex on fire. Centrality statistics on the adjacency matrix is used for the identification of nodes that contribute the most to the fire spread through the network. These vertices are marked as the places where to build fuel breaks.

The difference with our model is twofold: first, firebreaks are meant to be placed on vertices and not on edges; this changes the combinatorial structure of the problem. Their model could

be transformed into our setup transforming every node x with two nodes x^+, x^- linked by one directed edge from x^+ to x^- in such a way that all other edges adjacent to x^+ (resp., x^-) are entering (resp., exiting) edges. Cost system could impose that only these edges can be part of a cut. On the other hand, in the undirected case, our model could be expressed as a node-based model in the line graph with node set the edges of the original graph and edges between two nodes representing adjacent edges. However, in this case, the spread of fire in the original network cannot be easily represented with the spread in the obtained network. Secondly, the objective function in [26] is not directly linked to the risk we use in this work.

A few other combinatorial problems have been studied on a similar fire-spread graph in a wild fire management context. In particular, the FUEL MANAGEMENT problem aims to schedule fuel reduction in the landscape in order to reduce the risk of spread. The instance is similar as for FIREBREAK LOCATION. The main difference is that treating a zone (prescribed fire or harvesting) corresponds to removing all edges adjacent to the related vertex, which, again, makes this problem vertex-based. A second difference is that a vertex removed from the graph may reappear after a few years with the natural growth of the vegetation. The objective is to schedule preventive treatments over a long period. To our knowledge, most approaches to solve FUEL MANAGEMENT use integer linear formulations for which it is hard to exploit planarity. In [6] however, a multi-period FUEL MANAGEMENT problem is considered from a graph optimization perspective. The problem is reduced to a VERTEX COVER problem and is shown hard on planar graphs. Planarity is then exploited to derive an asymptotic approximation schema.

Finally, we have introduced the problem FIREBREAK LOCATION in [5]. We have proved in particular that WINDY FIREBREAK LOCATION is hard in unit-disk graphs (intersection graph of disks of fixed radius), as explained in Section 3. This class of graphs is natural when considering embers-based fire spread. We have proposed as well a heuristic for this problem and some generalizations. We have implemented and tested it as part of web-application developed in collaboration with a fire agency in Corsica (France). First results are very encouraging.

3 Complexity results for planar instances

In [5], we noticed that, if all ignition probabilities are equal, then WINDY FIREBREAK LOCATION in an undirected graph can be reduced to the k -GRAPH PARTITION problem that consists in removing a fixed number of edges to split a graph in k connected components of balanced size. This argument allows to prove the hardness of WINDY FIREBREAK LOCATION in any class of graph where k -GRAPH PARTITION is hard and in particular [9] in unit-disk graphs. To our knowledge, the complexity of k -GRAPH PARTITION is not known in restricted classes of planar graphs that are the most natural case for our problem in the context of wildfire management.

3.1 A restricted version of PLANAR MAX 2SAT

To establish Proposition 3.1, one of the main results of this section, we will need a restricted version of MAX 2SAT, the Maximum 2-Satisfiability problem (see [10]).

A SAT instance Φ is defined as a set X of n boolean variables and a set C of m clauses, each defined as a set of literals: every variable x corresponds to two literals x (the positive form) and \bar{x} (the negative form). A k -clause, $k \geq 1$, is a clause containing exactly k literals, all different. To simplify the notations we will denote by (ℓ_1, \dots, ℓ_k) the k -clause with literals $\ell_i, i = 1, \dots, k$, without distinction between the orders in which they are listed. A truth assignment assigns a boolean

value (True or False) to each variable corresponding to a truth assignment of opposite values for the two literals x and \bar{x} : \bar{x} is True if and only if x is False. For a literal $\ell \in \{x, \bar{x}\}$ we denote by $\bar{\ell}$ its negation: $\bar{\ell} = \bar{x}$ if $\ell = x$ and $\bar{\ell} = x$ if $\ell = \bar{x}$. A clause is satisfied if at least one of its literals is satisfied. The usual SAT problem asks whether there is a truth assignment satisfying all clauses and 3SAT is the restriction where Φ contains only 3-clauses. In what follows, we will assume that no clause contains two opposite literals (x and \bar{x}), in which case the clause would be always satisfied.

A MAX 2SAT instance is a SAT instance Φ with only 2-clauses but this time the aim is to find a truth assignment on X maximizing the number of clauses that are satisfied.

In planar versions of SAT problems one usually considers the bipartite graph $G_\Phi = (X \cup C, E)$ with an edge $xc \in E$ between a variable vertex x and a clause vertex c if either x or \bar{x} appears in the clause c . PLANAR MAX 2SAT will be the restricted version of MAX 2SAT when the graph G_Φ is planar. Edges of G_Φ can be labelled with literals with all edges incident to a variable vertex associated with variable x are labelled either with x or with \bar{x} .

Here, we will need a restricted condition of planarity, called *strong planarity*, ensuring that there is a planar embedding of G_Φ such that, for every variable vertex x , all the edges incident to x and with the same label can be “grouped” on the same side given an orientation of the 2 dimensional plane. More formally we use the graph \tilde{G}_Φ obtained from G_Φ by replacing variable vertices by a path P_3 as follows:

- Every variable x is associated with a path P_3 $xx'\bar{x}$ with vertices x, x', \bar{x} and edges $xx', x'\bar{x}$.
- Every clause c is associated with a vertex c .
- There is an edge cx (resp. $c\bar{x}$) if the literal x (resp. \bar{x}) appears in the clause c .

A SAT instance Φ will be called *strongly planar* if \tilde{G}_Φ is planar.

Note that \tilde{G}_Φ is still bipartite; moreover if \tilde{G}_Φ is planar, then G_Φ is also planar but the converse is not true. Consider for instance the instance Φ_0 with variables $X_0 = \{x, a, b, c, d\}$ and clauses $C_0 = \{(x, a), (x, c), (\bar{x}, b), (\bar{x}, d), (a, b), (b, c), (c, d), (a, d)\}$ (see Figure 1). G_{Φ_0} is planar since it is a subdivision of the graph obtained from a C_4 $abcd$ by adding a universal vertex x (a wheel on five vertices). However, \tilde{G}_{Φ_0} is not planar since it contains a subdivision of the complete bipartite graph $K_{3,3}$ which is not planar.

STRONG PLANAR MAX 2SAT is defined as the restriction of MAX 2SAT for which \tilde{G}_Φ is planar; it is a restricted case of PLANAR MAX 2SAT. We then consider the RESTRICTED STRONG PLANAR MAX 2SAT defined as follows (decision version):

RESTRICTED STRONG PLANAR MAX 2SAT

Instance: a MAX 2SAT instance $\Phi = (X, C)$ defined by a set of boolean variables X and a set of 2-clauses C as well as an integer $K \leq |C|$ with the following restrictions:

- (i): \tilde{G}_Φ is planar;
- (ii): each literal appears in at most four clauses (So, \tilde{G}_Φ is of maximum degree 5).

Question: is there a truth assignment of variables such that at least K clauses are satisfied?

We will denote such an instance (Φ, K) or (X, C, K) .

We are now ready to establish the following proposition used in the next section. The decision version of MAX 2SAT is known to be NP-complete [11] and moreover, in [13] it is noticed that the

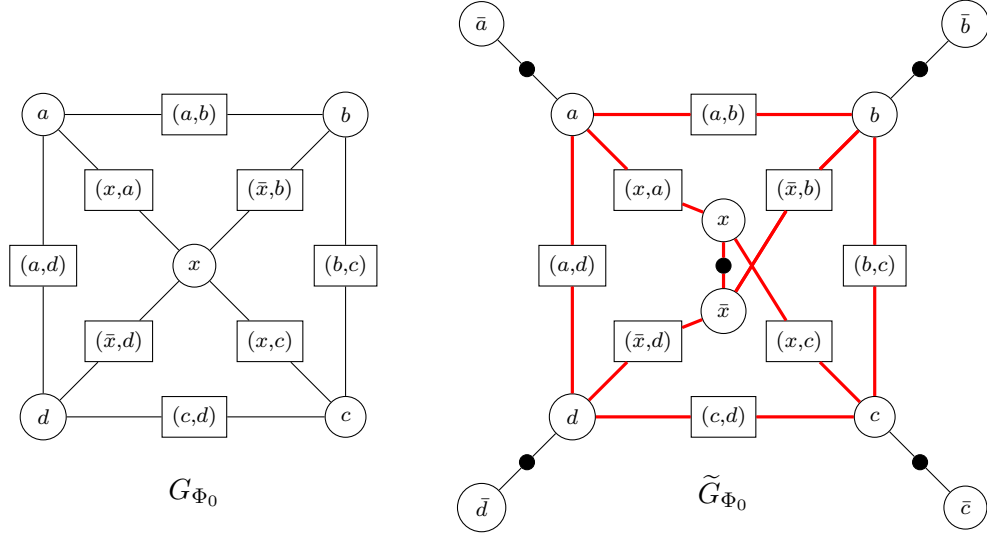


Figure 1: An example of 2-SAT instance $\Phi_0 = (X_0, C_0)$ that is planar but not strongly planar. $X_0 = \{x, a, b, c, d\}$ and $C_0 = \{(x, a), (x, c), (\bar{x}, b), (\bar{x}, d), (a, b), (b, c), (c, d), (a, d)\}$. A planar embedding of G_{Φ_0} (left) and in \tilde{G}_{Φ_0} (right), the edges of the subdivision of $K_{3,3}$ are highlighted in red. To simplify the figure, vertices x', a', b', c' and d' are represented by a black vertex without label.

reduction preserves planarity, thus inducing that the decision version of PLANAR MAX 2SAT is NP-complete using PLANAR 3SAT [17]. Unfortunately, the reduction given in [11] does not preserve the strong planarity property and we will need to slightly modify and rewrite the argument given in [13].

Proposition 3.1 RESTRICTED STRONG PLANAR MAX 2SAT is NP-complete.

Proof. Given a truth assignment one can decide in $O(m + n)$ whether it satisfies at least K clauses and consequently the problem is in NP. We will now show that a restricted version of PLANAR 3SAT, shown as NP-complete in [4], polynomially reduces to RESTRICTED STRONG PLANAR MAX 2SAT. In [4], it is proved that the following problem is NP-complete:

An instance Φ is defined as a set X of boolean variables and a set C of 2-clauses and 3-clauses. The graph G_Φ is planar and every variable x appears in exactly two 2-clauses and one 3-clause. Moreover, x appears once in positive form (literal x) and once in negative form (literal \bar{x}) in the 2-clauses.

Consider now such an instance $\Phi = (X, C)$. Denote $C = C_2 \cup C_3$ where C_2 is the set of 2-clauses and C_3 the set of 3-clauses. Since every variable appears in exactly three clauses, if G_Φ is planar, so does \tilde{G}_Φ . We describe below how to build from $\Phi = (X, C)$ an instance $(\Phi^*, K) = (X^*, C^*, K)$ of RESTRICTED STRONG PLANAR MAX 2SAT such that Φ is satisfiable if and only if (Φ^*, K) is satisfiable.

Case of 3-clauses:

For every 3-clause $c = (\ell_1, \ell_2, \ell_3)$, where ℓ_i , $i = 1, 2, 3$ are literals associated with variables in X , we introduce a new variable a_c and replace c with six 2-clauses and four 1-clauses (1-clauses will be replaced later by two 2-clauses): c is replaced by the set of ten clauses $\mathcal{C}_c = \{(\ell_1, \ell_2), (\ell_1, \ell_3), (\ell_2, \ell_3), (\ell_1, a_c), (\ell_2, a_c), (\ell_3, a_c), (\bar{\ell}_1), (\bar{\ell}_2), (\bar{\ell}_3), (\bar{a}_c)\}$ (see Figure 2).

We then emphasize the following property:

Claim 3.1 *For every $c \in C_3$, at most seven clauses in \mathcal{C}_c can be simultaneously satisfied.*

Proof. Suppose a_c is False, then at most three clauses among $(\ell_1, a_c), (\ell_2, a_c), (\ell_3, a_c), (\bar{\ell}_1), (\bar{\ell}_2)$ and $(\bar{\ell}_3)$ can be True simultaneously, thus at least three clauses are False. If a_c is True and at least two literals among ℓ_1, ℓ_2, ℓ_3 are True, then at least two clauses among $(\bar{\ell}_1), (\bar{\ell}_2), (\bar{\ell}_3)$ are False; with (\bar{a}_c) , it makes at least three unsatisfied clauses. Finally if a_c is True and at least two literals among ℓ_1, ℓ_2, ℓ_3 - say without loss of generality ℓ_1, ℓ_2 - are False, then the clause (ℓ_1, ℓ_2) is False and the three remaining clauses $(\ell_1, \ell_3), (\ell_2, \ell_3), (\bar{\ell}_3)$ cannot be simultaneously satisfied, leaving at least three unsatisfied clauses in \mathcal{C}_c . ■

Claim 3.2 *For every $c \in C_3$, given any truth assignment of literals ℓ_1, ℓ_2, ℓ_3 , if c is not satisfied then at most six clauses in \mathcal{C}_c can be simultaneously satisfied. If c is satisfied, then there is a truth assignment of variable a_c such that seven clauses in \mathcal{C}_c are satisfied.*

Proof. Suppose c is not satisfied, then either a_c is True and the four clauses $(\ell_1, \ell_2), (\ell_1, \ell_3), (\ell_2, \ell_3), (\bar{a}_c)$ are unsatisfied or a_c is False and the six clauses $(\ell_1, \ell_2), (\ell_1, \ell_3), (\ell_2, \ell_3), (\ell_1, a_c), (\ell_2, a_c), (\ell_3, a_c)$ are unsatisfied.

Suppose now one literal - say ℓ_1 - is True while ℓ_2, ℓ_3 are False, then choosing a_c True leaves only three unsatisfied clauses $(\bar{\ell}_1), (\ell_2, \ell_3)$ and (\bar{a}_c) .

Suppose now that ℓ_1, ℓ_2 are True while ℓ_3 is False, then any truth value for a_c leaves only three unsatisfied clauses, $(\bar{\ell}_1), (\bar{\ell}_2)$ and either (ℓ_3, a_c) or (\bar{a}_c) .

Finally if the three literals ℓ_1, ℓ_2, ℓ_3 are True, then choosing a_c False leaves only three unsatisfied clauses, $(\bar{\ell}_1), (\bar{\ell}_2)$ and $(\bar{\ell}_3)$.

All other configurations are symmetrical. ■

As a consequence of Claims 3.1 and 3.2, any satisfied clause in C_3 will generate seven satisfied clauses in the new instance while unsatisfied clauses in C will generate at most six satisfied clauses in the new instance. We need a similar property for 2-clauses. To this aim, we add for such a clause a system of 2-clauses on new variables with always exactly six clauses simultaneously satisfied.

Case of 2-clauses:

For every 2-clause $c = (\ell_1, \ell_2)$, where ℓ_i , $i = 1, 2$ are literals associated with variables in X , we introduce three new variables x_c, y_c, z_c and we add the set of eight 2-clauses $\mathcal{C}_c = \{(x_c, y_c), (x_c, \bar{y}_c), (x_c, z_c), (x_c, \bar{z}_c), (\bar{x}_c, y_c), (\bar{x}_c, \bar{y}_c), (\bar{x}_c, z_c), (\bar{x}_c, \bar{z}_c)\}$ (see Figure 3).

Claim 3.3 *For every $c \in C_2$, for all truth assignments for variables x_c, y_c, z_c , exactly six clauses in \mathcal{C}_c are satisfied.*

Proof. Suppose x_c is True, then the four clauses including x_c are True and exactly two clauses among $(\bar{x}_c, y_c), (\bar{x}_c, \bar{y}_c), (\bar{x}_c, z_c), (\bar{x}_c, \bar{z}_c)$ are satisfied. Symmetrically, if x_c is False we have exactly six satisfied clauses in \mathcal{C}_c . ■

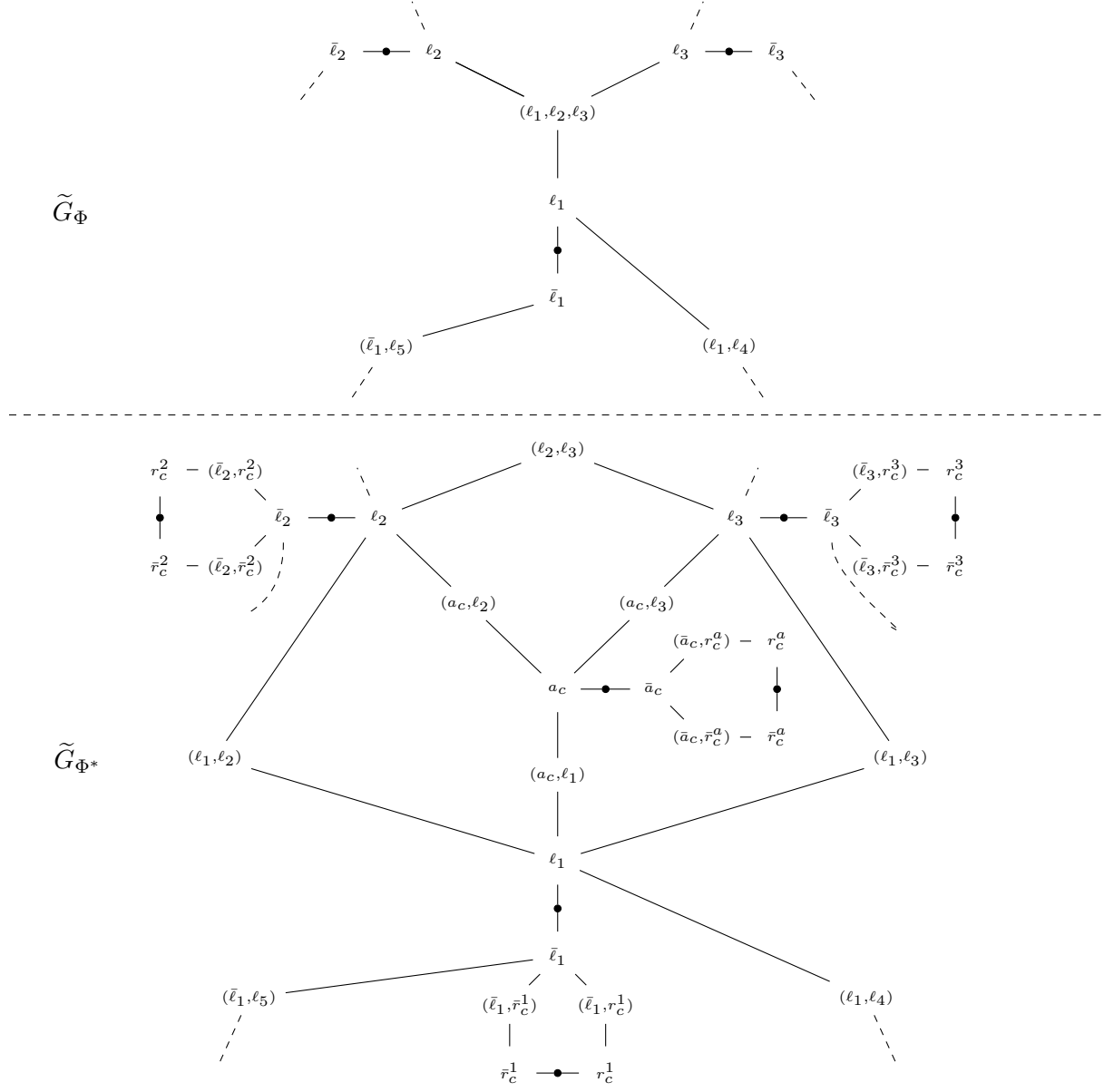


Figure 2: Gadget associated with the 3-clause $c = (\ell_1, \ell_2, \ell_3)$ in \tilde{G}_Φ (up) and \tilde{G}_{Φ^*} (bottom). The literal ℓ_1 appears in one 3-clause (ℓ_1, ℓ_2, ℓ_3) and one 2-clause (ℓ_1, ℓ_4) while $\bar{\ell}_1$ appears in one 2-clause $(\bar{\ell}_1, \ell_5)$. Black vertices correspond to x' -vertices for variables in X^* .

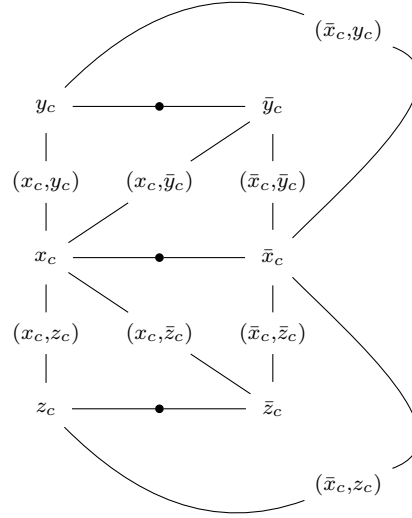


Figure 3: Gadget H_c associated with a 2-clause $c \in C_2$.

Denote by X' the new set of variables and by C' the new set of clauses, we then have:

Claim 3.4 *There is a truth assignment for variables in X' satisfying at least $7|C|$ clauses in C' if and only if there is a truth assignment for variables in X satisfying all clauses in C . Moreover at most $7|C|$ clauses in C' can be simultaneously satisfied.*

Proof. Suppose there is a truth assignment of variables in X satisfying all clauses in C . Claims 3.1, 3.2 and 3.3 ensure that there is a truth assignment of variables in X' satisfying exactly $7|C|$ clauses in C' . Conversely, consider a truth assignment of variables in X' ; it defines a truth assignment of variable in X since $X \subset X'$ (we keep the same values). Suppose this truth assignment does not satisfy a clause in C ; then Claims 3.1, 3.2 and 3.3 ensure that at most $7(|C| - 1) + 6 = 7|C| - 1$ clauses of C' are satisfied. ■

To conclude the reduction we need to describe how to manage 1-clauses introduced when replacing 3-clauses in C_3 :

Case of 1-clauses:

For any 1-clause $c = (\ell)$, where ℓ is a literal corresponding to a variable in X' , we add a new variable r_c and replace the clause (ℓ) by the set of two 2-clauses $C_c^1 = \{(\ell, r_c), (\ell, \bar{r}_c)\}$. If ℓ is True then these two new clauses are satisfied while if ℓ is False any truth alignment for r_c satisfies only one of the two clauses in C_c^1 .

Let C'_1 be the set of 1-clauses in C' : $|C'_1| = 4|C_3|$. We replace each clause in C'_1 by two 2-clauses as described above and denote by X^* and C^* the new set of variables and clauses.

The instance (Φ^*, K) :

Putting all together, if R denotes the set of variables r_c added for each 1-clause $c \in C'_1$, we have:

$$\begin{aligned}
X^* &= X \cup \{a_c \mid c \in C_3\} \cup \{u_c, v_c, w_c \mid c \in C_2\} \cup R \\
C^* &= \left(\bigcup_{c \in C} C_c \right) \setminus C'_1 \cup \bigcup_{c \in C'_1} C_c^1
\end{aligned} \tag{7}$$

To finalize the reduction, we set $K = 7|C| + 4|C_3|$. X^*, C^*, K define the instance (Φ^*, K) . We will show later that it is an instance of RESTRICTED STRONG PLANAR MAX 2SAT. The above discussion immediately shows:

Claim 3.5 *There is a truth assignment of variables in X satisfying all clauses in C if and only if there is a truth assignment of variables in X^* satisfying at least K clauses in C^* .*

Proof.

Assume first there is a truth assignment of variables in X satisfying all clauses in C . We have seen that for each satisfied 3-clause $c \in C_3$ there is a truth assignment for the related variable a_c inducing 7 satisfied clauses in C' . Moreover, each clause of the four related 1-clauses $c_1 \in C'_1$ induces two clauses in $C_{c_1}^1$ both satisfied if c_1 is satisfied and only one satisfied otherwise, for any truth assignment of the related variables in R . Furthermore, for every satisfied 2-clause $c \in C_2$ and for all truth assignments of variables u_c, v_c, w_c, c as well as the six 2-clauses in C_c are satisfied. In all it makes at least $7|C| + 4|C_3| = K$ satisfied clauses in C^* .

Conversely, consider a truth assignment of variables in X^* such that at least K clauses are satisfied and consider the induced truth assignment for variables in $X \subset X^*$. If one clause $c_0 \in C$ is not satisfied, then we have seen that at most $7|C| - 1$ clauses in C' are satisfied and even with the last $4|C_3|$ clauses in $X^* \setminus C'$ it would make at most $K - 1$ satisfied clauses in C^* . So, all clauses in C are satisfied by this truth assignment. ■

Moreover Relation 7 guarantees that the construction from (X, C) to (X^*, C^*, K) can be performed in polynomial time. So, to conclude the proof we need to show that $(X^*, C^*, K) = (\Phi^*, K)$ is an instance of RESTRICTED STRONG PLANAR MAX 2SAT.

(Φ^*, K) is an instance of RESTRICTED STRONG PLANAR MAX 2SAT:

Let us justify that every literal in Φ^* appears in at most four clauses. Consider first a variable $x \in X$. In C each of the two relative literals x and \bar{x} appears in one 2-clause in C_2 : $c_{2,x}$ and $c_{2,\bar{x}}$, respectively, and either x or \bar{x} - say without loss of generality x - appears in one 3-clause $c_{3,x} \in C_3$. Then, in C^* , x will appear in the clause $c_{2,x}$ as well as in three 2-clauses in $C_{c_{3,x}}$ while \bar{x} appears in three clauses of C^* : the clause $c_{2,\bar{x}}$ as well as two clauses $(\bar{x}, r(\bar{x})), (\bar{x}, \bar{r}(\bar{x}))$ associated with the 1-clause $(\bar{x}) \in C_{c_{3,x}}$.

Consider now a variable $a_c, c \in C_3$: the literal a_c appears in three 2-clauses of C_c while \bar{a}_c appears in the two clauses $(\bar{a}_c, r(\bar{a}_c)), (\bar{a}_c, \bar{r}(\bar{a}_c))$ associated with the 1-clause $(\bar{a}_c) \in C_c$.

For every 2-clause $c \in C_2$, the literals u_c and \bar{u}_c both appear in four clauses in C_c while $v_c, \bar{v}_c, w_c, \bar{w}_c$ appear in only two clauses in C_c . Finally, each literal among r_c and $\bar{r}_c, c \in C'_1$, corresponding to variables in R appears in a single 2-clause in C^* .

To conclude the proof, note that \tilde{G}_{Φ^*} is of maximum degree 5 and we need to show that it is planar. As mentioned previously since every variable appears in three clauses in Φ , \tilde{G}_{Φ} is planar. \tilde{G}_{Φ^*} is obtained from \tilde{G}_{Φ} in three steps, each preserving planarity.

First consider a 3-clause $c = (\ell_1, \ell_2, \ell_3)$ in C and assume for instance that the literal ℓ_1 appears in the 2-clause (ℓ_1, ℓ_4) while $\bar{\ell}_1$ appears in the 2-clause $(\bar{\ell}_1, \ell_5)$. We modify \tilde{G}_Φ as follows. Remove from \tilde{G}_Φ the clause-vertex (ℓ_1, ℓ_2, ℓ_3) and its three incident edges towards the literal-vertices ℓ_1, ℓ_2 and ℓ_3 ; add a path $a_c a'_c \bar{a}_c$, new clause vertices $(a_c, \ell_1), (a_c, \ell_2), (a_c, \ell_3)$ and the six edges $a_c(a_c, \ell_i), (a_c, \ell_i)\ell_i, i = 1, 2, 3$. Add the three clause-vertices $(\ell_1, \ell_2), (\ell_1, \ell_3)$ and (ℓ_2, ℓ_3) , respectively and add the six edges $(\ell_i, \ell_j)\ell_i, (\ell_i, \ell_j)\ell_j, 1 \leq i < j \leq 3$. Then, consider the 1-clauses $(\ell) \in C'_1$ added for the clause $c = (\ell_1, \ell_2, \ell_3)$: $\ell \in \{\bar{\ell}_1, \bar{\ell}_2, \bar{\ell}_3, \bar{a}_c\}$. Denote $r_c^i, i = 1, 2, 3$ the r -variable associated with the 1-clause $(\bar{\ell}_i), i = 1, 2, 3$ and r_c^a the r -variable associated with the 1-clause (\bar{a}_c) . Add in \tilde{G}_Φ a cycle on 6 vertices for each of these 1-clauses: $\bar{\ell}_i - (\bar{\ell}_i, r_c^i) - r_c^i - r_c^i - \bar{r}_c^i - (\bar{\ell}_i, \bar{r}_c^i) - \bar{\ell}_i$ for $i = 1, 2, 3$ and $\bar{a}_c - (\bar{a}_c, r_c^a) - r_c^a - r_c^a - \bar{r}_c^a - (\bar{a}_c, \bar{r}_c^a) - \bar{a}_c$. (see Figure 2). As illustrated in the figure, this transformation preserves planarity since the added gadget is planar and all dashed edges linking it to the rest of the graph can be preserved without crossing other edges.

Second, for every 2-clause $c \in C_2$ we add in \tilde{G}_{Φ^*} an independent copy of the planar graph H_c associated with variables x_c, y_c, z_c and depicted in Figure 3. All graphs $H_c, c \in C_2$ are isomorphic. They are planar as a subdivision of the graph obtained from two copies of a clique K_4 glued by identifying one edge.

Since all these two transformations preserve planarity and since \tilde{G}_Φ is planar, \tilde{G}_{Φ^*} is planar, which completes the proof of Proposition 3.1. ■

3.2 Hardness of WINDY FIREBREAK LOCATION in planar graphs

In what follows, we consider WINDY FIREBREAK LOCATION. We recall it is defined on a mixed graph and corresponds to the case where all spread probabilities are 1. Since WINDY FIREBREAK LOCATION is a particular case of FIREBREAK LOCATION, all hardness results for the former apply to the latter.

Note first that the computation of ρ is in general $\#P$ -hard [2], but when the probability of spread is set to 1 for each edge, $\rho(G_H)$ is given in Lemma 2.1. Clearly, this calculation can be performed in polynomial time. This means that, given a cut system H we can check in polynomial time if it is a solution. As a consequence, contrary to FIREBREAK LOCATION, WINDY FIREBREAK LOCATION is in NP.

Lemma 3.1 WINDY FIREBREAK LOCATION is in NP.

Let us also note that, if we allow any value for edge costs and vertex values, then a simple reduction from PARTITION shows that WINDY FIREBREAK LOCATION is NP-complete on stars:

Proposition 3.2 WINDY FIREBREAK LOCATION is NP-complete on stars.

Proof. Lemma 3.1 shows it is in NP. Consider an instance of PARTITION consisting of n integers s_1, \dots, s_n with $\sum_{i=1}^n s_i = 2S$ for an integer S . The question is whether there is a subset $A \subset \{1, \dots, n\}$ such that $\sum_{i \in A} s_i = S$. PARTITION is known to be NP-complete [10].

We build an instance of WINDY FIREBREAK LOCATION as follows: consider, as G , a star with a center o and n leaves ℓ_1, \dots, ℓ_n . The values are defined as follows: $\varphi(o) = 0$ and $\varphi(\ell_i) = s_i, i = 1, \dots, n$ and the costs of edges are given by $\kappa(o\ell_i) = s_i, i = 1, \dots, n$. Finally o has ignition probability 1 and other vertices have a probability of ignition 0. We choose $B = R = S$.

With this set-up, a cut system H is defined as $H = \{ol_i, i \in A \subset \{1, \dots, n\}\}$, $\kappa(H) = \sum_{i \in A} s_i$ and $\rho(G_H) = \sum_{i \notin A} s_i$. This instance of WINDY FIREBREAK LOCATION is a yes-instance if and only if there is a set $A \subset \{1, \dots, n\}$ such that $\sum_{i \in A} s_i \leq S$ and $\sum_{i \notin A} s_i \leq S$. Since $\sum_{i \notin A} s_i + \sum_{i \in A} s_i = 2S$, the instance of WINDY FIREBREAK LOCATION is a yes-instance if and only if the instance of PARTITION is a yes-instance. This completes the proof. ■

Since PARTITION is weakly NP-complete, the previous reduction does not give any information about complexity when edge costs and vertex values are polynomially bounded. In what follows, we focus on this case for the WINDY FIREBREAK LOCATION problem. In Proposition 3.3, we establish its NP-completeness in bipartite planar graphs with polynomially bounded edge costs and vertex values. The proof is based on a polynomial time reduction from RESTRICTED STRONG PLANAR MAX 2SAT.

An immediate consequence of Proposition 3.2 is that FIREBREAK LOCATION is NP-hard.

Lemma 3.2 *Let $G = (V, E)$ be a graph consisting in two components isomorphic to P_3 . For each $u \in V$, let $\varphi(u) = \nu$ and $\pi_i(u) = p$ if $\deg(u) = 1$, otherwise $\pi_i(u) = q$ if $\deg(u) = 2$. Let $\pi_s(e) = 1$ for each $e \in E$. Let H_1 be a cut system consisting of two edges from the same component and let H_2 be a cut system of two edges one from each component. Then $\rho(G_{H_2}) < \rho(G_{H_1})$ if $0 < p < \frac{2}{3}$, $0 \leq q < 1$, and $\rho(G_{H_1}) - \rho(G_{H_2}) = p(2 - 3p)(1 - q)\nu$.*

Proof. The initial graph G and the two graphs resulting from the application of the cut systems H_1 and H_2 are depicted in Figure 4. Let us calculate the risks $\rho(G_{H_1})$ and $\rho(G_{H_2})$, as a direct application of Lemma 2.1:

$$\begin{aligned}\rho(G_{H_1}) &= \nu(2p + q) + 3\nu(1 - (1 - p)^2(1 - q)) \\ \rho(G_{H_2}) &= 2\nu(p + 2(1 - (1 - p)(1 - q)))\end{aligned}$$

By dividing the risks by the node value ν and then expanding the equations, we obtain:

$$\begin{aligned}\frac{\rho(G_{H_1})}{\nu} &= 2p + q + 3(2p + q - p^2 - 2pq + p^2q) = 8p + 4q - 3p^2 - 6pq + 3p^2q \\ \frac{\rho(G_{H_2})}{\nu} &= 2(p + 2(p + q - pq)) = 6p + 4q - 4pq\end{aligned}$$

The difference between the two risks, normalized by ν , is then:

$$\frac{\rho(G_{H_1})}{\nu} - \frac{\rho(G_{H_2})}{\nu} = 2p - 3p^2 - 2pq + 3p^2q = p(2 - 3p)(1 - q)$$

Such a difference is strictly positive and therefore $\rho(G_{H_2}) < \rho(G_{H_1})$ when:

$$\begin{aligned}0 &< p < \frac{2}{3} \\ 0 &\leq q < 1\end{aligned}$$

■

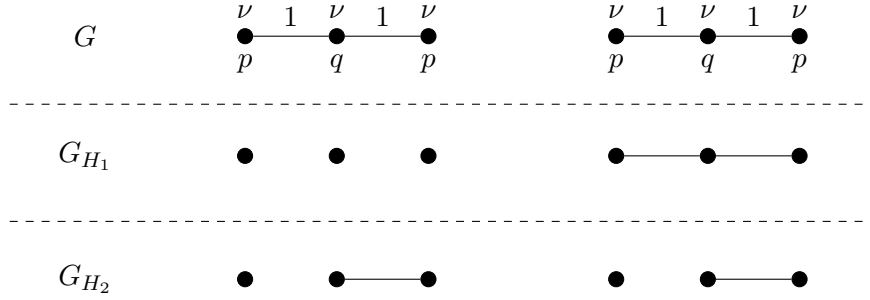


Figure 4: Graphs G , G_{H_1} and G_{H_2} . Vertices in G (up) are indicated with their probability of ignition (below) and their value (above).



(a) Variable P_3
Vertices have value ν and edges cost s

(b) Clause P_3
Vertices have value ω and edges cost 1

Figure 5: Representation of (a) a variable x and (b) a clause $c = (l_x^c, l_y^c)$ in an instance of WINDY FIREBREAK LOCATION.

Proposition 3.3 WINDY FIREBREAK LOCATION is NP-complete on bipartite planar graphs of maximum degree 5 and with polynomially bounded vertex values and edge costs.

Proof. WINDY FIREBREAK LOCATION is in NP according to Lemma 3.1.

In the figures given in this proof, vertices are labeled with their name (unless unnecessary for a good understanding) and the related ignition probability, when this information is useful. Edges will be labeled with the related probability of spread, when useful. To simplify the figures, the values of vertices and the costs of edges are not reported but directly indicated in the text, when relevant. Finally, for a variable z , $l_z \in \{z, \bar{z}\}$ will denote a literal on z .

Let $I = (\Phi, K)$, with $\Phi = (X, C)$, be an instance of RESTRICTED STRONG PLANAR MAX 2SAT with n variables and m 2-clauses.

We build an instance $(\Gamma^I, \mathbb{1}, \pi_i, \kappa, \varphi, B, R)$ of WINDY FIREBREAK LOCATION, starting from (Φ, K) and the related graph \tilde{G}_Φ , as follows.

Variables In Γ^I , each variable x is represented in \tilde{G}_Φ by a path P_3 $xx'\bar{x}$ (see Figure 5-a). For each vertex u of these P_3 s, we set $\pi_i(u) = \frac{1}{2}$ and $\varphi(u) = \nu$. For each edge e of these P_3 s, we set $\pi_s(e) = 1$ and $\kappa(e) = s$. As in \tilde{G}_Φ , for each variable $x \in X$, the external vertices of the corresponding P_3 represent the literals x and \bar{x} . We will refer to these paths as *variable P_3 s*.

Clauses As for the clauses, for each vertex c of \tilde{G}_Φ representing a clause $c = (l_x^c, l_y^c) \in C$, there is a path P_3 $l_x^c c' l_y^c$ in Γ^I whose external vertices represent the literals l_x^c and l_y^c (see Figure 5-b).

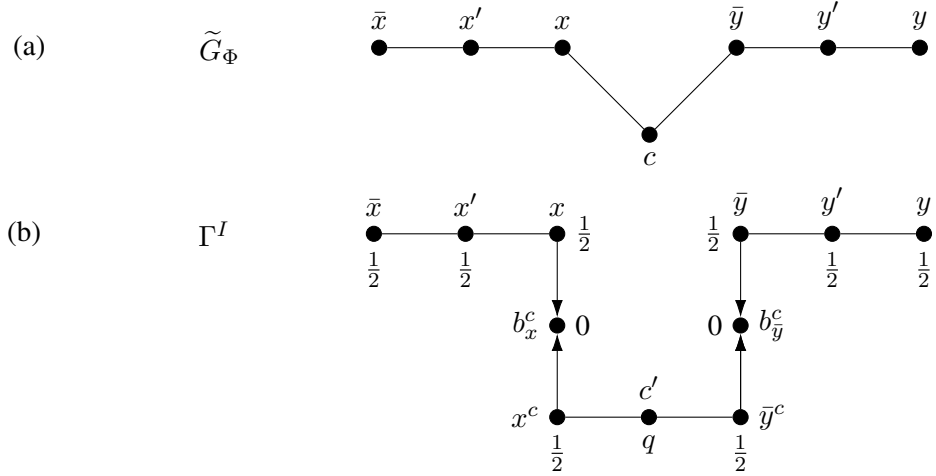


Figure 6: Representation of clause (x, \bar{y}) in \tilde{G}_Φ (a) and the corresponding Γ^I (b). Ignition probabilities of vertices are indicated on Γ^I . Probabilities of spread are all 1, $\varphi(b_x^c) = \varphi(b_{\bar{y}}^c) = 1$ and $\kappa(xb_x^c) = \kappa(x^c b_x^c) = \kappa(\bar{y}b_{\bar{y}}^c) = \kappa(\bar{y}^c b_{\bar{y}}^c) = B + 1$. All other vertex values and edge costs in Γ^I are as in Figure 5.

For each vertex u of these P_3 s we define $\varphi(u) = \omega$, whereas $\pi_i(u) = \frac{1}{2}$ if u is an external vertex of the corresponding P_3 , $\pi_i(u) = q$ otherwise. For each edge e of these P_3 s, we set $\pi_s(e) = 1$ and $\kappa(e) = 1$. We will denote these paths *clause* P_3 s.

Connection between literals and clauses. Variables and clauses are then connected as follows. For each edge cl_x in \tilde{G}_Φ , where $l_x \in \{x, \bar{x}\}$ is a literal appearing in c , we introduce a *binding* vertex $b_{l_x}^c$ in Γ^I such that $\pi_i(b_{l_x}^c) = 0$ and $\varphi(b_{l_x}^c) = 1$. Then, for each binding vertex $b_{l_x}^c$, with $l_x \in \{x, \bar{x}\}$, there are two directed edges $e_1 = l_x b_{l_x}^c$ and $e_2 = l_x^c b_{l_x}^c$ in Γ^I such that $\pi_s(e_1) = \pi_s(e_2) = 1$ and $\kappa(e_1) = \kappa(e_2) = B + 1$. See Figure 6 for an example of graphs \tilde{G}_Φ and Γ^I when C includes only the clause $c = (x, \bar{y})$. Note that all the probabilities of spread are set to 1 and then the built instance is a WINDY FIREBREAK LOCATION instance. Note that the related graph is planar and bipartite of maximum degree 5.

To conclude the transformation, we set $B = ns + m$ and $R = 2n\nu + m\omega \left(\frac{3}{2} + q\right) + m \left(\frac{7}{4} + \frac{q}{8}\right) - \frac{K}{8}$. Note that, since $K \leq m$, we have $R > 0$.

We now show that, for certain values of the parameters s, ν, ω and q , I is satisfiable if and only if there is a cut system H for Γ^I such that $\kappa(H) \leq B$ and $\rho(\Gamma_H^I) \leq R$.

First, we choose $s = m + 1$; this way, any cut system for Γ^I can have at most n edges from P_3 s representing the variables. This is due to the choice of B : a cut system with $n + 1$ cuts on the P_3 s representing the variables has a total cost of $(n + 1)s$, but this is impossible since $(n + 1)s = ns + s > ns + m = B$.

Second, we choose the value of ν in such a way that n cuts on the P_3 s representing the variables are necessary to keep the total risk below R .

To this end, we assume that n_i variable P_3 s have i cuts for $i = 0, 1, 2$: $n_0 + n_1 + n_2 = n$ and the related number of cuts is $n_1 + 2n_2$. If at most n cuts are performed on variable P_3 s, then $n_2 \leq n_0$

and then, Lemma 3.2 ensures that, while $n_2 > 0$, pairing one P_3 with two cuts with one with no cut and transferring one cut from the former to the latter allows to reduce the risk without changing the number of cuts used on the n variable P_3 s.

Assume first that no more than $n - 1$ cuts are performed on those P_3 s. Then, $n_0 \geq n_2 + 1$ and the smallest contribution to the total risk induced by vertices from those P_3 s is obtained for $n_2 = 0$, with still $n_0 \geq 1$. Then, Lemma 2.1 ensures that the related contribution to the risk is $(n - n_0)\nu \left(\frac{1}{2} + 2\left(1 - \left(\frac{1}{2}\right)^2\right)\right) = 2\nu(n - n_0)$ for the $(n - n_0)$ variable P_3 s with one cut and a contribution of $3n_0\nu\left(1 - \left(\frac{1}{2}\right)^3\right) = \frac{21}{8}n_0\nu$ for the n_0 remaining uncut paths. So, in summary, since $n_0 \geq 1$, the contribution to the total risk induced by the variable P_3 s is at least $(2(n - 1) + \frac{21}{8}) \cdot \nu$. Let us choose the value of ν such that

$$\left(2(n - 1) + \frac{21}{8}\right) \cdot \nu \geq 2n\nu + m\omega \left(\frac{3}{2} + 1\right) + 2m. \quad (8)$$

Since $2n\nu + m\omega\left(\frac{3}{2} + 1\right) + 2m > 2n\nu + m\omega\left(\frac{3}{2} + q\right) + m\left(\frac{7}{4} + \frac{q}{8}\right) - \frac{K}{8} = R$, Equation 8 will then imply $(2(n - 1) + \frac{21}{8}) \cdot \nu > R$.

To satisfy Equation 8 we have:

$$\begin{aligned} & \left(2(n - 1) + \frac{21}{8}\right) \cdot \nu \geq 2n\nu + m\omega \left(\frac{3}{2} + 1\right) + 2m \\ \Leftrightarrow & \quad 2n\nu + \frac{5}{8}\nu \geq 2n\nu + \frac{5}{2}m\omega + 2m \\ \Leftrightarrow & \quad \frac{5}{8}\nu \geq m \left(\frac{5}{2}\omega + 2\right) \\ \Leftrightarrow & \quad \nu \geq \frac{8}{5}m \left(\frac{5}{2}\omega + 2\right) = 4m \left(\omega + \frac{4}{5}\right) \end{aligned}$$

By setting $\nu = 4m \left(\omega + \frac{4}{5}\right)$, we are guaranteed that any positive solution of FIREBREAK LOCATION uses exactly n cuts on the P_3 s representing the variables in Γ^I .

We now need to guarantee that the n cuts are distributed exactly as one for each P_3 . We now have $n_0 = n_2$ and Lemma 3.2 shows that the risk induced by the variable P_3 s decreases with n_0 . If $n_0 = 1$, then Lemma 2.1 shows that this risk is $2\nu n + \frac{1}{2} \left(2 - 3\frac{1}{2}\right) \left(1 - \frac{1}{2}\right) \nu = 2n\nu + \frac{\nu}{8}$. Similarly as we did before, we choose ν such that this expression is greater than R :

$$\begin{aligned} & 2n\nu + \frac{\nu}{8} \geq 2n\nu + m\omega \left(\frac{3}{2} + 1\right) + 2m \\ \Leftrightarrow & \quad \frac{\nu}{8} \geq m \left(\frac{5}{2}\omega + 2\right) \\ \Leftrightarrow & \quad \nu \geq 8m \left(\frac{5}{2}\omega + 2\right) \end{aligned}$$

Since $8m \left(\frac{5}{2}\omega + 2\right) \geq 4m \left(\omega + \frac{4}{5}\right)$ for each positive ω , we can set:

$$\nu = 8m \left(\frac{5}{2}\omega + 2\right)$$

In summary, with the aforementioned choices of s and ν , any cut system H for Γ^I such that $\kappa(H) \leq B$ and $\rho(\Gamma_H^I) \leq R$ uses n cuts on the edges of the variables, one for each variable. The related induced cost is ns and the induced risk is $2n\nu$.

Then, the remaining budget m can be used for m cuts on the edges of the clauses, to maintain the total risk under $R - 2n\nu$. We want to force one cut for each clause P_3 .

As before, we denote m_i the number of clause P_3 s with i cuts, $i = 0, 1, 2$. We have $m_2 = m_0$ and Lemma 3.2 guarantees that, if $m_2 > 0$, then we can reduce the risk by replacing one clause P_3 with two cuts and one with no cut by two clause P_3 s with one cut each. Thus, the minimum risk induced by clause P_3 s with $m_2 > 0$ is obtained for $m_2 = m_0 = 1$. Using Lemma 2.1, the risk induced when all m clause P_3 s have a single cut is $m\omega(\frac{1}{2} + 2(\frac{1}{2} + q - \frac{1}{2}q)) = m\omega(\frac{3}{2} + q)$. Using Lemma 3.2, if two clause P_3 s with one cut are replaced by one with two cuts and one without any cut, then the risk increase is $\frac{1}{2}(2 - 3\frac{1}{2})(1 - q)\omega = \frac{\omega}{4}(1 - q)$.

We choose the value of ω in such a way that $\frac{\omega}{4}(1 - q) \geq 2m \Leftrightarrow \omega \geq 2m\frac{4}{1-q}$ since in this case we will have:

$$m\omega\left(\frac{3}{2} + q\right) + \frac{\omega}{4}(1 - q) \geq m\omega\left(\frac{3}{2} + q\right) + 2m > R - 2n\nu \quad (9)$$

Then, choosing $\omega = \frac{8m}{1-q}$ (the value of q will be defined at the end of the proof) in addition to the previous choices of s and ν , we are ensured that any cut system H for Γ^I such that $\kappa(H) \leq B$ and $\rho(\Gamma_H^I) \leq R$ uses one cut per variable P_3 and one per clause P_3 .

Let us now assume that the instance I of RESTRICTED STRONG PLANAR MAX 2SAT is satisfiable, i.e., the instance I given by (X, C, K) , has an assignment for the variables in X such that at least K clauses are satisfied. Then, we prove that there exists a cut system H for Γ^I such that $\kappa(H) \leq B$ and $\rho(\Gamma_H^I) \leq R$.

With the aforementioned choices of s, ν and ω , any cut system for Γ^I has n cuts on the variable edges (one for each path representing a variable) and m cuts on the clause edges (one for each path representing a clause). Note that no cut is possible for the incoming edges of any binding vertex since their cost is larger than the budget B .

The sought cut system H cuts each P_3 associated with a variable on the side of the true literal. With this assumption, we evaluate now the induced risk on the binding vertices.

We denote with K_i the number of clauses with i satisfied literals, $i = 0, 1, 2$. Then $K_1 + K_2 \geq K$ and $K_0 + K_1 + K_2 = m$.

Let ρ_i be the induced risk on the binding vertices, for all clauses with i true literals. Then the total induced risk on the binding vertices is $\rho = \rho_0 + \rho_1 + \rho_2$. The subgraphs of Γ_H^I representing a clause $c = (l_x, l_y)$ for all the possible assignments to l_x and l_y are shown in Figures 7, 8, and 9. Note that a cut on a clause P_3 can be on any of the two edges. When l_x and l_y have the same assignment, the subgraphs resulting by cutting the clause P_3 either on the left-hand side or on the right-side are isomorphic (see Figures 7 and 9), whereas, if l_x is False and l_y is True, i.e., the clause has only one satisfied literal, then the two possible subgraphs, depending on which edge of the clause P_3 is cut, are not isomorphic (see Figure 8).

When l_x and l_y are both False (see Figure 7), the risk for the binding vertex on the left is $1 - (1 - 1/2)(1 - 1/2)(1 - 1/2) = 7/8$, whereas, for the vertex on the right it is $1 - (1 - 1/2)(1 - 1/2)(1 - 1/2)(1 - q) = 1 - 1/8 + q/8 = 7/8 + q/8$. In total, we have $7/4 + q/8$. Then:

$$\rho_0 = (7/4 + q/8) \cdot K_0 \quad (10)$$

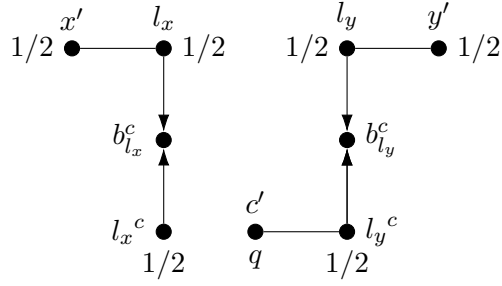
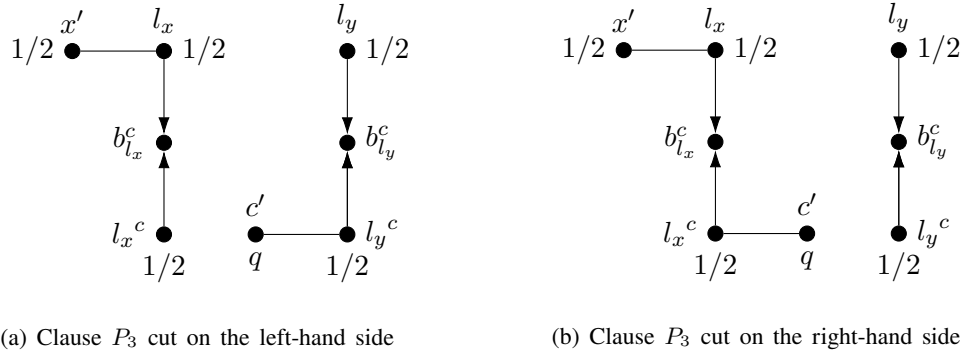


Figure 7: Clause $c = (l_x, l_y)$, $l_x = \text{False}$, $l_y = \text{False}$. Example where the clause P_3 is cut on the left-hand side.



(a) Clause P_3 cut on the left-hand side

(b) Clause P_3 cut on the right-hand side

Figure 8: Clause $c = (l_x, l_y)$, $l_x = \text{False}$, $l_y = \text{True}$

When l_x and l_y are both True (see Figure 9), the risk for the binding vertex on the left is $1 - (1 - 1/2)(1 - 1/2) = 3/4$, whereas, for the vertex on the right it is $1 - (1 - 1/2)(1 - 1/2)(1 - q) = 1 - 1/4 + q/4 = 3/4 + q/4$. In total, we have $3/2 + q/4$. Then:

$$\rho_2 = (3/2 + q/4) \cdot K_2 \quad (11)$$

When l_x is False and l_y is True, we have two cases, as depicted in Figure 8-a and Figure 8-b. In the first case (Figure 8-a): the risk for the binding vertex on the left is $1 - (1 - 1/2)(1 - 1/2)(1 - 1/2) = 7/8$, whereas, for the vertex on the right it is $1 - (1 - 1/2)(1 - 1/2)(1 - q) = 1 - 1/4 + q/4 = 3/4 + q/4$, and in total we have $13/8 + q/4$. In the second case (Figure 8-b): the risk for the binding vertex on the left is $1 - (1 - 1/2)(1 - 1/2)(1 - 1/2)(1 - q) = 1 - 1/8 + q/8 = 7/8 + q/8$, whereas, for the vertex on the right it is $1 - (1 - 1/2)(1 - 1/2) = 3/4$, and in total we have $13/8 + q/8$. Then, by choosing opportunely the cut that minimizes these two values on the P_3 path representing the clause (l_x, l_y) , we have:

$$\rho_1 = (13/8 + q/8) \cdot K_1 \quad (12)$$

Since $K_0 = m - (K_1 + K_2)$, we deduce from Relations 10, 11, and 12:

$$\begin{aligned} \rho = \rho_0 + \rho_1 + \rho_2 &= m\left(\frac{7}{4} + \frac{q}{8}\right) - (K_1 + K_2)\left(\frac{7}{4} + \frac{q}{8}\right) + \left(\frac{13}{8} + \frac{q}{8}\right)K_1 + \left(\frac{3}{2} + \frac{q}{4}\right)K_2 \\ &= m\left(\frac{7}{4} + \frac{q}{8}\right) - \frac{K_1}{8} + \left(-\frac{1}{4} + \frac{q}{8}\right)K_2. \end{aligned} \quad (13)$$

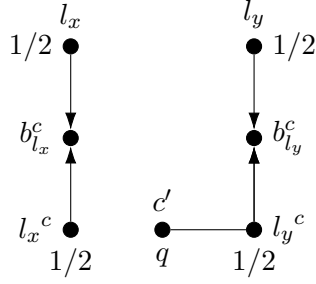


Figure 9: Clause $c = (l_x, l_y)$, $l_x = \text{True}$, $l_y = \text{True}$. Example where the clause P_3 is cut on the left-hand side.

Since $q \leq 1$, $\rho \leq m\left(\frac{7}{4} + \frac{q}{8}\right) - \frac{(K_1+K_2)}{8} \leq m\left(\frac{7}{4} + \frac{q}{8}\right) - \frac{K}{8}$.

Then, by recalling that the total induced risk on variable vertices is $2n\nu$ and the one on clause vertices is $m\omega\left(\frac{3}{2} + q\right)$, we have a total risk

$$\rho(\Gamma_H^I) = 2n\nu + m\omega\left(\frac{3}{2} + q\right) + \rho \leq 2n\nu + m\omega\left(\frac{3}{2} + q\right) + m\left(\frac{7}{4} + \frac{q}{8}\right) - \frac{K}{8} = R.$$

Conversely, let us assume that the instance $(\Gamma^I, \mathbb{1}, \pi_i, \kappa, \varphi, B, R)$ of WINDY FIREBREAK LOCATION admits a cut system H for Γ^I such that $\kappa(H) \leq B$ and $\rho(\Gamma_H^I) \leq R$. Then we prove that the instance $I = (X, C, K)$ of RESTRICTED STRONG PLANAR MAX 2SAT, has an assignment for the variables in X such that at least K clauses are satisfied.

As already noticed, H has necessarily one cut in each P_3 representing variables in X and one cut in each P_3 representing clauses in C . The induced risk of the vertices in variable P_3 s is $2n\nu$, while the induced risk of the vertices in clause P_3 s is $m\omega\left(\frac{3}{2} + q\right)$. Since the total risk is less than R , the risk ρ' induced on the binding vertices satisfies

$$\rho' \leq m\left(\frac{7}{4} + \frac{q}{8}\right) - \frac{K}{8}. \quad (14)$$

By using the same notations K_0, K_1, K_2 as above and since Relation 13 gives the minimum possible risk for fixed K_0, K_1, K_2 , we deduce

$$\begin{aligned} \rho' &\geq m\left(\frac{7}{4} + \frac{q}{8}\right) - \frac{K_1}{8} + \left(-\frac{2}{8} + \frac{q}{8}\right)K_2 \\ &\geq m\left(\frac{7}{4} + \frac{q}{8}\right) - \frac{K_1 + (2-q)K_2}{8} \\ &\geq m\left(\frac{7}{4} + \frac{q}{8}\right) - (2-q)\frac{K_1+K_2}{8}. \end{aligned} \quad (15)$$

We deduce from Relations 14 and 15 that $m\left(\frac{7}{4} + \frac{q}{8}\right) - \frac{K_1+K_2}{8}(2-q) \leq m\left(\frac{7}{4} + \frac{q}{8}\right) - \frac{K}{8}$, which implies:

$$K_1 + K_2 \geq \frac{K}{2-q}. \quad (16)$$

We chose: $q = 1 - \frac{1}{2K-1}$. This implies:

$$q = 2 - \frac{K}{K - \frac{1}{2}} \Leftrightarrow \frac{K}{2-q} = K - \frac{1}{2}$$

Then, Relation 16 implies $K_1 + K_2 \geq K - \frac{1}{2}$. Since K, K_1, K_2 are integers, this implies $K_1 + K_2 \geq K$ and thus, I is a positive instance.

Note finally that the edge costs in the reduction are 1 or s and the vertex values are 1, ν or ω . All these values are integral and polynomially bounded with respect to n and m and thus, to the size of the WINDY FIREBREAK LOCATION instance. Indeed, $s = m + 1$, $\omega = \frac{8m}{1-q}$ and with $q = 1 - \frac{1}{2K-1}$, we get $\omega = 8m(2K - 1)$. Note that $K \leq m$. Then, $\nu = 8m \left(\frac{5}{2}\omega + 2\right) = 20m\omega + 16m$. This concludes the proof.

■

The proof of Proposition 3.3 is written using different values on vertices to keep it as simple as we could. In what follows, we make a simple remark that if values are integral and polynomially bounded, then a simple transformation reduces the problem to the case where all vertices have the same value 1.

Proposition 3.4 *For any graph class \mathcal{C} closed under subdivision of edges, WINDY FIREBREAK LOCATION with polynomially bounded vertex values and for graphs in \mathcal{C} polynomially reduces to its particular case where all vertices have value 1. The transformation preserves the maximum degree.*

Proof. Consider an instance $I = (\Gamma, \mathbb{1}, \pi_i, \kappa, \varphi, B, R)$ of WINDY FIREBREAK LOCATION, where $\Gamma = (V, E) \in \mathcal{C}$ and we assume that there is a polynomial P such that $\forall v \in V, \varphi(v) \leq P(|V|)$. We build in polynomial time an instance $I' = (\Gamma', \mathbb{1}, \pi'_i, \kappa', \varphi_{\mathbb{1}}, B, R)$ with $\Gamma' = (V', E') \in \mathcal{C}$, $\varphi_{\mathbb{1}}$ is the constant function on V' that maps any vertex to 1 and I' is positive if and only if I is positive. The budget and the risk threshold remain unchanged.

For every vertex $v \in V$ of degree d , we denote u_1, \dots, u_d the neighbors of v and insert $\mu_i \geq 0$ vertices on the edge vu_i , $i = 1, \dots, d$ such that $1 + \sum_{i=1, \dots, d} \mu_i = \varphi(v)$. We denote $X(v)$ the

set of new vertices; all edges between two vertices in $\{v\} \cup X(v)$ are non-directed and have the same cost $B + 1$. Vertices in $X(v)$ have an ignition probability 0 while the ignition probability of v is unchanged: $\pi'_i(v) = \pi_i(v)$. The edge vu_i is replaced by the edge $z_i^v u_i$, where z_i^v is the vertex inserted on vu_i that is linked to u_i (could be v if $\mu_i = 0$). If vu_i is directed, then $z_i^v u_i$ is directed with the same orientation. If we perform this transformation for every vertex, then we get an instance I' in a graph $\Gamma' = (V', E') \in \mathcal{C}$, where all vertices have the same value 1. We can see V and E as subsets of V' and E' , respectively and there is a one to one correspondence between edges of cost at most B in Γ and in $\Gamma' = (V', E')$ and the cost is preserved by this correspondence. In particular, any cut system $H \subset E$ in Γ such that $\kappa(H) \leq B$ can be seen as a cut system in Γ' with the same cost. It is straightforward that $\rho(\Gamma_H) = \rho(\Gamma'_H)$. Indeed, if a vertex v burns with some probability in Γ_H , then, in Γ'_H the $\varphi(v)$ vertices in $\{v\} \cup X(v)$ will burn with the same probability. Since the transformation can be performed in polynomial time, the proof is complete.

■

The transformation in Proposition 3.4 preserves planarity and the maximum degree. However, it does not necessarily preserve bipartite graphs. Note however that bipartiteness can easily be imposed. First, we notice that multiplying all vertex values by the same number just induces multiplying the risk of any solution by this constant; so, it does not change the problem. Then, we propose a first transformation ensuring that all vertices have an odd degree. First multiply all vertex values as well as the risk threshold by 2 to ensure all values are at least 2. If a vertex v has an even degree, then add a pending vertex of value 1 and probability of ignition 0, reduce the value of v by 1 and define the cost of the related edge as $B + 1$. This defines an equivalent instance where

all vertices have an odd degree. In addition if the maximum degree is odd, this operation does not change it, else it adds 1 to the maximum degree. Denote now by Δ the maximum degree in the new graph and multiply all vertex values as well as the risk threshold by 2Δ to obtain an equivalent instance where each vertex has an even value greater than its degree. In this case, we can always perform the transformation in Proposition 3.4 ensuring that all μ_i s are odd. For instance, chose all μ_i s but one equal to 1. This ensures the new graph Γ' is bipartite. Note finally that all edges in Γ are preserved with their cost and the new edges have the cost $B + 1$. Without loss of generality we can assume $B \leq \sum_{e \in E} \kappa(e)$ and consequently, if all edge costs are polynomially bounded in Γ , so are they in Γ' . Using this argument we deduce the following corollary:

Corollary 3.1 WINDY FIREBREAK LOCATION *remains NP-complete in bipartite planar graphs of maximum degree 5 when all the vertices' values are 1 and edge costs are polynomially bounded.*

A natural question is whether we can add the constraint that edge costs are all 1. A first answer is that replacing an edge of cost c by c parallel edges, each of cost 1, makes the problem equivalent. The transformation preserves planarity and bipartiteness but it does not preserve low degree. In what follows, we sketch a polynomial reduction that allows to maintain the degree bounded.

Proposition 3.5 WINDY FIREBREAK LOCATION *with polynomially bounded edge costs, all vertex values 1 and a rational probability system with a polynomial least common multiple, polynomially reduces to WINDY FIREBREAK LOCATION with all edge costs and vertex values equal to 1 in a graph of maximum degree 4.*

Proof.

Consider an instance $I = (\Gamma, \mathbb{1}, \pi_i, \kappa, \mathbb{1}, B, R)$ of WINDY FIREBREAK LOCATION with all vertex values equal to 1. We assume $\Gamma = (V, E)$ with $n = |V|$, edge costs are integers and probabilities are all rational. We also assume there is a polynomial integral function f such that $\forall e \in E, \kappa(e) \leq f(n)$ and $\forall x \in V, f(n)\pi_i(x) \in \mathbb{N}$. This last relation ensures that for all cut system H in Γ , $f(n)\rho(\Gamma_H) \in \mathbb{N}$. To simplify further expressions, we define $C = \lceil \frac{B}{2} \rceil$. The construction depends on a value M , polynomially bounded, chosen as follows:

$$M = \max \left(1 + C \left\lceil \sqrt{2Rf(n) + 1} \right\rceil, |E|f(n) \right) \quad (17)$$

We build an instance $I' = (\Gamma', \mathbb{1}, \pi'_i, \mathbb{1}, \mathbb{1}, B', R')$ with all edge cost equal to 1 such that I' is positive if and only if I is positive. In addition Γ' has maximum degree 4. Γ' is obtained from Γ by replacing each vertex x with a $(M \times M)$ non-directed square grid Q_x with M^2 vertices. Edges of $Q_x, x \in V$ are called Q -edges in Γ' . Each edge (x, y) of cost $\kappa((x, y))$ is replaced with a set $J_{(x, y)}$ of $\kappa((x, y))$ edges, each of cost 1; such edges will be called *joining edges* in Γ' . All edges incident to x in Γ correspond, in Γ' , to $\sum_{(x, y) \in E} \kappa((x, y))$ joining edges incident to the perimeter of Q_x and with extremities equally spread along this perimeter. Since $M \geq |E|f(n) \geq \sum_{e \in E} \kappa(e)$, the perimeter of Q_x is long enough. All vertices in Q_x have the same ignition probability of $1 - (1 - \pi_x)^{\frac{1}{M^2}}$, where $0^{\frac{1}{M^2}} = 0$. Finally, we define $B' = B$ and $R' = M^2R$. Note that the maximum degree of Γ' is 4 and that the construction can be performed in polynomial time.

Assume first that I has a cut system $H \subset E$ such that $\kappa(H) \leq B$ and $\rho(G_H) \leq R$. We then define a cut system $H' = \bigcup_{(x,y) \in H} J_{(x,y)}$ in Γ' . With the edge costs in Γ and Γ' we have $\kappa'(H') = \kappa(H) \leq B$.

It is straightforward to verify that $\rho(\Gamma'_{H'}) = M^2 \rho(\Gamma_H)$ since Q_x 's probability of burning in $\Gamma'_{H'}$ is exactly the probability that x burns in Γ_H and $\varphi'(Q_x) = M^2 \varphi(x)$. So, I' is positive.

Conversely, assume I' is positive and let H' be a cut system satisfying $\kappa'(H') \leq B$ and $\rho(\Gamma'_{H'}) \leq M^2 R$.

For a vertex $x \in V$, a *connected component* of $\Gamma'_{H'}[Q_x]$ is called *small* if its size is at most C^2 and it is *large* instead. Relation 17 implies in particular $M > B$. We establish few claims:

Claim 3.6 $\forall x \in V, \Gamma'_{H'}[Q_x]$ has exactly one large component.

Proof. Since all edge costs in I' are 1, we have $|H'| \leq B$. Since $M > B$, removing B edges from the $M \times M$ grid Q_x allows to disconnect at most C^2 vertices from the rest of the grid (this maximum is obtained if removed edges disconnect a corner $C \times C$ of the grid Q_x). Relation 17 implies $M^2 - C^2 > C^2$ and consequently the remaining vertices in Q_x constitute a large component. This concludes the proof of the claim. ■

The same argument allows to show:

Claim 3.7 The total size of all small components in $\Gamma'_{H'}$ is at most C^2 .

To derive from H' a cut system in Γ , we first transform H' into H'' that only includes joining edges:

- Any joining edge in H' is added to H'' ;
- Any joining edge adjacent to a small component of $\Gamma'_{H'}[Q_x]$ for some $x \in V$ is added to H'' ;

Note that a similar argument as in the previous claim shows that the number of Q -edges in H' is at least equal to the number of joining edges adjacent to a small component of $\Gamma'_{H'}[Q_x]$. As a consequence, $|H''| \leq |H'|$.

We denote V_Q the set of vertices of small components in $\Gamma'_{H'}$ and consider the graph $\Gamma'' = \Gamma'[V \setminus V_Q]$.

Claim 3.8 $\rho(\Gamma''_{H''}) \leq \rho(\Gamma'_{H'})$.

Proof. Connected components of $\Gamma''_{H''}$ are contained in connected components of $\Gamma'_{H'}$. ■

We now define a cut system H in Γ as follows: for every edge $e \in E$, add it in H if and only if $J_e \subset H''$. It is straightforward to show that $\kappa(H) \leq |H''|$.

Claim 3.9 $\rho(\Gamma_H) \leq \frac{\rho(\Gamma''_{H''})}{M^2 - 2C^2}$

Proof.

Since all vertices have value 1, we deduce from Lemma 2.1 that $\rho(\Gamma_H) = \sum_{x \in G_H} p_x$. Consider a vertex $x \in V$ and the related vertex set $Q_x \setminus V_Q$ in Γ'' . All vertices in $Q_x \setminus V_Q$ are connected in $\Gamma''_{H''}$ due to Claim 3.6.

Consider an edge (y, x) in Γ_H , by definition of H , there is at least one edge from $Q_y \setminus V_Q$ to $Q_x \setminus V_Q$. So, let $z_x \in Q_x \setminus V_Q$, $y \in U_{x,H}$ in Γ and $z_y \in Q_y \setminus V_Q$, we have $z_y \in U_{z_x, H''}$ in Γ'' . Conversely, if $z_y \in U_{z_x, H''}$ in Γ'' with $z_x \in Q_x \setminus V_Q$ and $z_y \in Q_y \setminus V_Q$, then $y \in U_{x,H}$ in Γ . If we call p''_{z_x} the probability that $z_x \in Q_x \setminus V_Q$ burns in $\Gamma''_{H''}$, we have:

$$\begin{aligned} 1 - p''_{z_x} &= \prod_{t \in U_{z_x, H''}} (1 - \pi_i(t)) \\ &\leq \prod_{y \in U_{x, H}} (1 - \pi_i(y))^{\frac{M^2 - C^2}{M^2}} \\ &= (1 - p_x)^{\frac{M^2 - C^2}{M^2}} \end{aligned}$$

If $p_x < 1$, we consider the real function $h : z \mapsto (1 - p_x)^z = e^{z \log(1 - p_x)}$. It is decreasing and convex. As a consequence, on the interval $[0, 1]$, h is bounded above by the linear function equal to $h(0) = 1$ for $z = 0$ and equal to $h(1) = (1 - p_x)$ for $z = 1$. So, $\forall 0 \leq z \leq 1$, $(1 - p_x)^z \leq 1 - zp_x$. If $p_x = 1$, then the inequality also holds.

Since, for any vertex $x \in V$ in Γ , the large component associated with x in Γ'' includes at least $M^2 - C^2$ vertices, we have:

$$\begin{aligned} \rho(\Gamma''_{H''}) &\geq (M^2 - C^2) \sum_{x \in V} \left(1 - (1 - p_x)^{\frac{M^2 - C^2}{M^2}} \right) \\ &\geq (M^2 - C^2) \sum_{x \in V} \left((1 - \frac{C^2}{M^2}) p_x \right) \\ &\geq (M^2 - C^2) (1 - \frac{C^2}{M^2}) \rho(\Gamma_H) \\ &\geq (M^2 - 2C^2) \rho(\Gamma_H) \end{aligned}$$

We deduce:

$$\rho(\Gamma_H) \leq \frac{\rho(\Gamma''_{H''})}{M^2 - 2C^2}$$

which completes the proof of the claim. ■

Using Claim 3.8, Claim 3.9 and $\rho(\Gamma'_{H'}) \leq M^2 R$ we deduce:

$$\begin{aligned} \rho(\Gamma_H) &\leq \frac{M^2 R}{M^2 - 2C^2} \\ &\leq R + \frac{2C^2 R}{M^2 - 2C^2} \end{aligned} \tag{18}$$

Relation 17 implies $\frac{2C^2 R}{M^2 - 2C^2} < \frac{1}{f(n)}$. So, Relation 18 implies that $\rho(\Gamma_H) < R + \frac{1}{f(n)}$. Since $f(n)\rho(\Gamma_H) \in \mathbb{N}$, we deduce $\rho(\Gamma_H) \leq R$, and consequently I is positive, which completes the proof of Proposition 3.5. ■

The transformation in Proposition 3.5 preserves planarity. We can easily ensure it preserves bipartiteness. Assume indeed that the original graph $\Gamma = (V, E)$ is bipartite with two parts black and white and consider for instance a black vertex $x \in V$. We then consider any black and white partition of the grid Q_x and branch joining edges along the perimeter of Q_x only on black vertices. Doing it for any x will ensure that Γ' is bipartite. Since $M \geq \sum_{e \in E} \kappa(e)$, the perimeter is long enough.

In the proof of Proposition 3.3, the reduction involves a class of WINDY FIREBREAK LOCATION instances with only three different ignition probabilities, 0 , $\frac{1}{2}$ and $q = 1 - \frac{1}{2K-1}$, where K can

be chosen not greater than the number of clauses which is less than the number of vertices in the instance of WINDY FIREBREAK LOCATION. Edge costs are either 1, $m + 1$ or $(n + 1)(m + 1)$, where both n and m are less than the number of vertices in the instance of WINDY FIREBREAK LOCATION. So, we can choose $f(n) = 2(2K - 1)(n + 1)(m + 1)$ that satisfies all requirements of Proposition 3.5. Applying successively the reductions in Proposition 3.3, Corollary 3.1 and Proposition 3.5 from an instance (Φ, K) of RESTRICTED STRONG PLANAR MAX 2SAT allows to prove the following Theorem that constitutes the main result of this section:

Theorem 3.1 *WINDY FIREBREAK LOCATION is NP-complete in bipartite planar of maximum degree 4 and all vertex values and edges costs are 1.*

Note that, in Proposition 3.5 the probability system π'_i for the WINDY FIREBREAK LOCATION with all edge costs and vertex values equal to 1, in a graph of maximum degree 4, is not necessarily rational neither polynomially bounded. We let as an open problem the complexity of WINDY FIREBREAK LOCATION in bipartite planar graphs with all vertex values and edges costs equal to 1 and rational and polynomially bounded ignition probabilities.

We conclude this section with a remark about the complexity in grid graphs that are natural when considering an homogeneous landscape divided into regular square-like areas. A planar graph of maximum degree 4 can be embedded in polynomial time into a grid [32] in such a way that vertices map to vertices in the grid and edges map to non-crossing paths in the grid. We can also easily ensure that the embedding is a subgraph of the grid, also called a *subgrid*. In other words, there is a subdivision of the original graph that is a subgrid and the construction can be performed in polynomial time. If the new vertices (produced in the subdivision) are all of value 0 and all edges have the same cost 1, then WINDY FIREBREAK LOCATION in this subgrid is equivalent to WINDY FIREBREAK LOCATION in the original graph. Now, if we consider any grid that contains the subgrid as a subgraph, assign the value 1 and the ignition probability $\pi_i = 0$ to the added vertices and the cost 0 to the added edges, then WINDY FIREBREAK LOCATION in this grid is equivalent to WINDY FIREBREAK LOCATION in the subgrid since we can cut any edge of value 0 without changing the total cost. As a result, we immediately deduce:

Proposition 3.6 *WINDY FIREBREAK LOCATION is NP-complete if:*

- *the graph is a subgrid with binary vertex values and unitary edge costs;*
- *the graph is a grid with binary vertex values and edge costs.*

The case with binary ignition probabilities would be as well an interesting open case. In the next section, we identify a polynomial problem for this case.

4 WINDY FIREBREAK LOCATION in Trees

The hardness results in the previous section motivate the question of identifying some polynomial cases for FIREBREAK LOCATION. Since WINDY FIREBREAK LOCATION revealed to be hard in restricted cases and since the complexity of WINDY FIREBREAK LOCATION with binary ignition probabilities is still open, it seemed to us relevant to start with this cases. We propose a polynomial time algorithm in trees with vertex values and edge cost equal to 1 and ignition probabilities are binary.

As seen in Proposition 3.2, WINDY FIREBREAK LOCATION is hard on trees (even on stars) if edge costs and vertex values can be any integer.

In this section, we present a polynomial algorithm that solves WINDY FIREBREAK LOCATION with all edge costs and vertex values equal to 1 in a general tree with a subset of burning vertices. The algorithm outputs the maximum number of savable vertices and the corresponding cut system.

Given a tree $T = (V, E)$, we consider an instance $(T, \pi_s, \pi_i, \kappa, \varphi, B)$ of the FIREBREAK LOCATION problem (optimization version) where:

- $\pi_s(e) = 1$, for each $e \in E$ (this is an instance of WINDY FIREBREAK LOCATION);
- $\pi_i(v) = 1$, for $v \in V' \subseteq V$; and $\pi_i(v) = 0$ for $v \in V \setminus V'$;
- $\kappa(e) = 1$, for each $e \in E$;
- $\varphi(v) = 1$, for each $v \in V$;
- a given budget B .

We devise a polynomial time algorithm that computes a *cut system* $H \subset E$ such that $\kappa(H) \leq B$ minimizing the risk, which is equivalent to maximizing the number of saved vertices.

Given an instance $(T, \pi_s = \mathbb{1}, \pi_i, \kappa, \varphi, B)$ of the optimization version of WINDY FIREBREAK LOCATION, where T is a tree, we choose a vertex as the root, we orient edges from the root to the leaves, for every vertex, we define an order of its children and then we number the vertices $v_0, \dots, v_{|V|-1}$ in post order. Let T_i be the subtree rooted in the vertex v_i that includes only vertices that are descendant of v_i in T . By property of the post order, if T_i is a subtree of T_j , then $i < j$. Given a cut system H , we denote with $\pi_o(v)$ the probability, in G_H , that a vertex burns in the final setting. $\pi_o(v) = 0$ if the vertex v does not burn in the solution or $\pi_o(v) = 1$ if the vertex v burns in the final setting.

Input: A tree T , a set of vertices $V' \subset V$ such that $\pi_i(v) = 1$ for $v \in V'$, $\pi_i(v) = 0$ for $v \notin V'$ and a budget B .

Output: A *cut system* $H \subset E$ of cost at most the given budget B and maximizing the number of vertices v such that $\pi_o(v) = 0$.

4.1 Algorithm Description

The algorithm computes an optimal solution using a double dynamic programming process. The main dynamic programming process computes an optimal solution for each subtree starting from the leaves and following a post-order visit. At each step, the algorithm computes an optimal solution for a subtree T_i using solutions for the subtrees induced by the children of v_i (already computed due to the post-order visit), using a second dynamic programming process. The procedure continues until an optimal solution is computed for the whole tree.

In a more formal way, given the tree $T = (V, E)$ and a vertex r as the root, the algorithm visits and numbers the vertices in post-order from v_0 to $v_{|V|-1}$ ($v_{|V|-1} \equiv r$). Given a vertex v_i , we denote with v_{i_j} the j -th children of v_i (in the chosen ordering of children of each vertex) and, by definition of the post-order, if $j < j'$, then $i_j < i_{j'} < i$.

The algorithm then builds two tables (see Figure 10). For both tables, rows and columns are numbered starting from zero.

Algorithm 1 Optimal Tree Cut

Input: instance $I = (T, \mathbb{1}, \pi_i, \kappa, \varphi, B)$ of WINDY FIREBREAK LOCATION with $\pi_i(v) \in \{1, 0\}$.

Output: (optimal cut system H , the number of saved vertices)

```
1: procedure TABLEA( $I$ )
2:   pick a vertex  $r$  as the root
3:   let  $v_0, v_1, \dots, r = v_{|V|-1}$  the vertices of  $T$  visited in post-order from  $r$ 
4:   for  $i = 0, 1, \dots, |V| - 1$  do
5:      $A_i \leftarrow$  TABLEST( $T, A, v_i, B$ )
6:   if  $A_{|V|-1, B, f^-} > A_{|V|-1, B, f^+}$  then
7:     return ( $A_{|V|-1, B, H^-}, A_{|V|-1, B, f^-}$ )
8:   else
9:     return ( $A_{|V|-1, B, H^+}, A_{|V|-1, B, f^+}$ )
```

Table A:

Table A (main dynamic programming process) has $|V|$ rows and $B + 1$ columns. It contains, for each row i and each budget $b \in \{0, \dots, B\}$, the number of vertices of T_i that can be saved for two different scenarios - if v_i burns and if v_i does not burn - in the final setting, and, for each case, a corresponding cut system of b edges in T_i . If $v_i \in V'$, then only the case where v_i burns is taken into account. So, every entry in the table is a 4-tuple $A_{i,b} = (f^+, f^-, H^+, H^-)$ related to the subtree T_i , rooted in v_i and for a given budget b . f^+ is the optimal value when vertex v_i burns (i.e., $\pi_o(v_i) = 1$), f^- is the optimal value when vertex v_i is not burning in the final setting (i.e., $\pi_o(v_i) = 0$), H^+ and H^- are optimal cut systems associated to f^+ and f^- , respectively. In what follows, we will respectively denote A_{i,b,f^+} , A_{i,b,f^-} , A_{i,b,H^+} , and A_{i,b,H^-} the four components of $A_{i,b}$.

Algorithm 1 builds Table A. It is straightforward: a root is chosen at line 2, a post order visit is executed at line 3, each row of Table A is filled using procedure TableST (see Algorithm 2 described below) at lines 4–5. Once the values for Table A are computed for all the subtrees T_i , the element in the last row and column contains an optimal solution for both possible states of the root r (i.e., burns or does not burn).

An optimal solution for the problem is then the maximum between these two values, with the corresponding cut system. It is returned at lines 6–9.

Table ST:

Table ST (auxiliary dynamic programming process) is built for each subtree T_i rooted in v_i in order to compute the i -th row of Table A using the row $i - 1$. Each row of Table ST stores, for each possible budget $b \in \{0, \dots, B\}$, solutions (value and cut system) for some subtrees of T_i if v_i burns and, when $v_i \notin V'$, if it does not burn. Table ST has $k + 1$ rows, where k is the number of children of v_i , and $B + 1$ columns. The first row stores solutions (optimal value and a related cut system) for the root v_i without descendants (so, a single vertex). If $k > 0$, then each row $j > 0$ is filled with solutions for the subtree T_i^j obtained by connecting to v_i the subtrees T_{i_1}, \dots, T_{i_j} . The last row then corresponds to T_i . Each column b of Table ST corresponds to the budget used for the related subtree. Note that the last row of Table ST for vertex i is the i -th row of Table A. Like in Table A, every entry in Table ST is a 4-tuple $ST_{j,b} = (f^+, f^-, H^+, H^-)$, for subtree T_i^j and budget b . We use the same abbreviated notations as for Table A, respectively denoting ST_{j,b,f^+} , ST_{j,b,f^-} , ST_{j,b,H^+} , and ST_{j,b,H^-} the four components of $ST_{j,b}$.

Algorithm 2 Subprocedure for table ST

Input: Tree T , table A , vertex v_i and budget B **Output:** optimal solutions for the subtree T_i , for each budget b up to B

```
1: procedure TABLEST( $T, A, v_i, B$ )
2:   let ( $v_{i_1}, v_{i_2}, \dots, v_{i_k}$ ) be the children of vertex  $v_i$ 
3:   if  $\pi_i(v_i)=1$  then
4:      $ST_{0,b} \leftarrow (0, -\infty, \emptyset, \emptyset) \quad \forall b \in \{0, 1, \dots, B\}$ 
5:   else
6:      $ST_{0,b} \leftarrow (0, 1, \emptyset, \emptyset) \quad \forall b \in \{0, 1, \dots, B\}$ 
7:   for  $j = 1, 2, \dots, k$  do
8:     for  $b = 0, 1, \dots, B$  do
9:        $z \leftarrow \arg \max_{x \in \{0, \dots, b\}} \{ST_{j-1, x, f^+} + A_{i_j, b-x, f^+}\} \quad \triangleright v_{i_j}$  and  $v_i$  both burn
10:       $ST_{j, b, f^+} \leftarrow ST_{j-1, z, f^+} + A_{i_j, b-z, f^+}$ 
11:       $ST_{j, b, H^+} \leftarrow ST_{j-1, z, H^+} \cup A_{i_j, b-z, H^+}$ 
12:      if ( $\pi_i(v_{i_j}) = 0$ )  $\wedge$  ( $b \geq 1$ ) then  $\triangleright v_i$  burns,  $v_{i_j}$  not, budget  $\geq 1$ 
13:         $z' \leftarrow \arg \max_{x \in \{0, \dots, b-1\}} \{ST_{j-1, x, f^+} + A_{i_j, b-1-x, f^-}\}$ 
14:         $m' \leftarrow ST_{j-1, z', f^+} + A_{i_j, b-1-z', f^-}$ 
15:        if  $m' \geq ST_{j, b, f^+}$  then
16:           $ST_{j, b, f^+} \leftarrow m'$ 
17:           $ST_{j, b, H^+} \leftarrow ST_{j-1, z', H^+} \cup A_{i_j, b-1-z', H^-} \cup \{(v_i, v_{i_j})\}$ 
18:      if  $\pi_i(v_i) = 0$  then  $\triangleright v_i$  does not burn
19:        if  $b \geq 1$  then  $\triangleright v_{i_j}$  burns, budget  $\geq 1$ 
20:           $z \leftarrow \arg \max_{x \in (0, \dots, b)} \{ST_{j-1, x, f^-} + A_{i_j, b-1-x, f^+}\}$ 
21:           $ST_{j, b, f^-} \leftarrow ST_{j-1, z, f^-} + A_{i_j, b-1-z, f^+}$ 
22:           $ST_{j, b, H^-} \leftarrow ST_{j-1, z, H^+} \cup A_{i_j, b-1-z, H^+} \cup \{(v_i, v_{i_j})\}$ 
23:          if  $\pi_i(v_{i_j}) = 0$  then  $\triangleright v_{i_j}$  does not burn
24:             $z' \leftarrow \arg \max_{x \in (0, \dots, b)} \{ST_{j-1, x, f^-} + A_{i_j, b-x, f^-}\}$ 
25:             $m' \leftarrow ST_{j-1, z', f^-} + A_{i_j, b-z', f^-}$ 
26:            if  $m' \geq ST_{j, b, f^-}$  then
27:               $ST_{j, b, f^-} \leftarrow m'$ 
28:               $ST_{j, b, H^-} \leftarrow ST_{j-1, z', H^-} \cup A_{i_j, b-z, H^-}$ 
29:   return  $ST_k$ 
```

The values of row $j > 0$ of Table ST for subtree T_i are computed as follows. The root v_i of subtree T_i can either burn or not if $v_i \notin V'$ and certainly burns if $v_i \in V'$, and the same occurs for vertex v_{i_j} , root of T_{i_j} . So, when completing the j -th row of Table ST for T_i , we have at most four possible combinations. The case where a vertex does not burn is only considered if this vertex has a probability of ignition 0 (i.e., it is not in V').

Two of these cases are concordant (i.e., v_i and v_{i_j} both burn or both do not burn), and then no cut is needed between them, and two of them are discordant (one of v_i and v_{i_j} is burning and one is not) and in this case the edge connecting them must be cut in any feasible solution. Note that $-\infty$ is used as value to state that there is no related feasible solution. This is the case when v_i is in V' and is stated not burning in the combination under analysis.

More precisely, Algorithm 2 implements the procedure for Table ST. For each budget $b \in \{0, \dots, B\}$, the first row is filled with values $(0, 1, \emptyset, \emptyset)$ if $\pi_i(v_i) = 0$ (i.e., v_i is not burning) and $(0, -\infty, \emptyset, \emptyset)$ if $\pi_i(v_i) = 1$ (i.e., v_i is burning).

If v_i is not a leaf, then the subsequent rows are computed considering the edge between vertex v_i and the latest added vertex v_{i_j} . To compute $ST_{j,b,f+}$ (v_i burns in the final setting), for budget b , we consider the latest added vertex v_{i_j} and distinguishing the two possible cases whether v_{i_j} burns or not.

1. *both v_i and v_{i_j} burn.* The algorithm finds the maximum value obtained by allocating x and $b - x$ budget on T_i^{j-1} and T_{i_j} for $x \in \{0 \dots b\}$ and summing the values of $ST_{j-1,b,f+}$ with $A_{i_j,b,f+}$ (lines 9–11).
2. *v_i burns and v_{i_j} does not burn.* In any feasible solution, we must cut the edge $v_i v_{i_j}$ and allocate the remaining $b - 1$ budget on the two subtrees. So, we distribute x and $b - x - 1$ budget on the two subtrees and pick the maximum values between the sums of $ST_{j-1,b,f+}$ with $A_{i_j,b-1-x,f-}$ (lines 13–14). If the value computed in this case is greater than the value computed in the previous one, then the solution is updated and edge $v_i v_{i_j}$ is added to the cut-system H^+ (lines 15–17).

The best value obtained in cases 1 and 2 corresponds to the correct value for $ST_{j,b,f+}$ assuming that values of $ST_{j-1,b,f+}$, $A_{i_j,b,f+}$ and $A_{i_j,b,f-}$ are correct.

To compute $ST_{j,b,f-}$ now, the algorithm evaluates the two cases in which v_i does not burn in the final setting and v_{i_j} either burns or not. This case is similar to the previous one with the possible outputs computed at lines 20–22 for the discordant case, lines 23–28 for the concordant one.

When table ST is completed, the last row contains the values of the solution for subtree T_i , for all varying budgets (line 29).

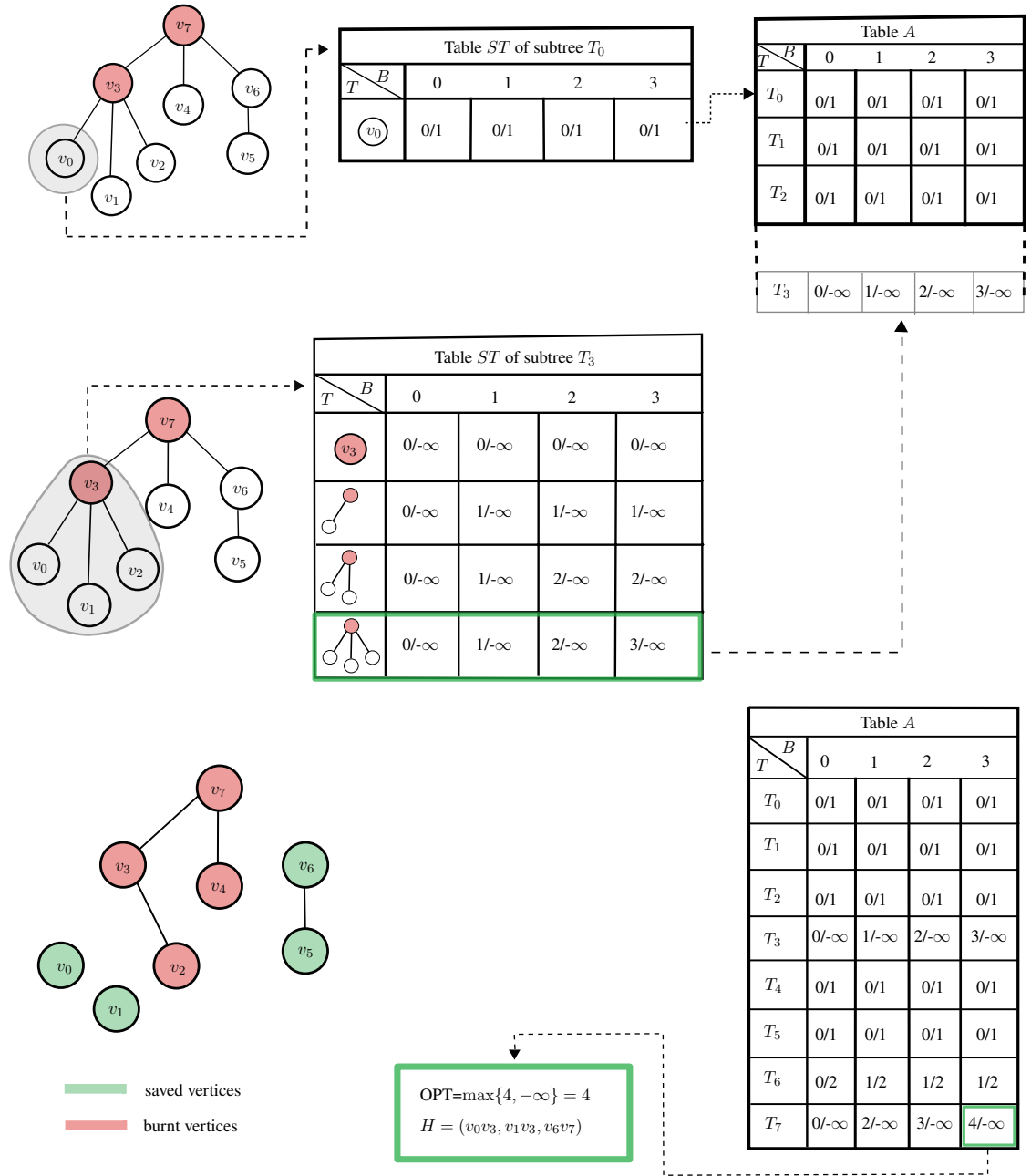


Figure 10: Computation of an optimal cut system H for the tree T with $\pi_i(3) = \pi_i(7) = 1$ and a budget $B=3$

Figure 10 shows an example of a tree with eight vertices, two of them burning (vertices 3 and 7). For simplicity, the tables do not include the related cut systems, but only the number of saved vertices. The top table depicts the solutions computed for T_0 , for each possible budget, as stored in Table ST. The values 0 and 1 in “0/1” correspond to the number of vertices saved when vertex v_0 burns and does not burn, respectively. Note that these values are not affected by the budget because they refer to a leaf of T (and consequently, the related subtree has no edge). These values fill the first row of Table A. The center of Figure 10 shows Table ST for the subtree T_3 : all possible subtrees to inspect are in the first column, the solutions – for all budget values – are in the subsequent columns. When Table ST is complete, its last row represents an optimal solution for T_i^k , i.e., the whole subtree T_i , for the possible states of v_i , and then this row is copied into Table A at row i . Finally, the bottom of Figure 10 corresponds to the Table A, which shows that the optimal value is the maximum between 4 and $-\infty$. The value 4 then states that four vertices can be saved by applying the associated cut system (i.e., that cuts the edges v_3v_0 , v_3v_1 , and v_7v_6).

4.2 Algorithm correctness and computational complexity

Theorem 4.1 *Algorithm 1 correctly computes an optimal solution for an instance $I = (T, \mathbb{1}, \pi_i, \mathbb{1}, \mathbb{1}, B)$ of WINDY FIREBREAK LOCATION where $T = (V, E)$ is a tree and $\pi_i(v) \in \{1, 0\}$. The computational time is $O(|V| \cdot B^2)$.*

Proof. We prove the correctness by induction on the rank in post order. For each leaf v_i of T , Algorithm 1 correctly computes the values of A_i by calling Algorithm 2, where the only instructions executed are from line 3 to line 6, since v_i has no children. This proves the base step but also, later in the algorithm, the correctness of the values $A_{i,b}$ for any leaf v_i .

Now, given a vertex v_i that is not a leaf (in particular $i > 0$, we assume by induction hypothesis that an optimal solution is computed for each subtree T_{i_1}, \dots, T_{i_k} rooted at vertices v_{i_1}, \dots, v_{i_k} , children of v_i and for each budget $b = 0, \dots, B$. These values are stored in A_{i_j} , for each $j = 1, \dots, k$ (in particular in each row i_j of Table A). We prove by induction on $j = 0, \dots, k$ that the values $ST_{j,b,f^+}, b = 0, \dots, k$ are correct.

For T_i^0 , that is the subtree consisting of vertex v_i only, an optimal solution for each possible budget $b = 0, \dots, B$ is computed from line 3 to line 6, and stored in $ST_{0,b}$. Now, assume that $ST_{j-1,b} = (f^+, f^-, H^+, H^-)$ is correctly computed for the subtree T_i^{j-1} , for each possible b and $j \in \{1, \dots, k\}$. The discussion in Section 4.1 justifies that the line j of Table ST is then properly filled-in. By induction, it shows that the line k of Table ST will be properly filled-in by Algorithm 2. Since T_i^k is the subtree T_i , it completes the proof of the induction step that Algorithm 1 correctly fills Table A in. This completes the proof of the correctness.

Regarding the computational complexity, the execution time of Algorithm 2 is dominated by the instruction at line 9 that requires $O(B)$ time. Since it is repeated $k(B + 1)$ times, Algorithm 2 requires $O(k \cdot B^2)$ time, where k is the number of children for the node into consideration. Algorithm 2 is called for each node of the tree by Algorithm 1, then the overall computational complexity of Algorithm 1 is $O(|E| \cdot B^2)$ and since T is a tree, $O(|E|) = O(|V|)$, the complexity is $O(|V| \cdot B^2)$, which completes the proof. ■

We can assume $B \leq n - 2$ since for larger budget we can cut all edges. So, the complexity of Algorithm 1 is dominated by $O(n^3)$.

For simplicity of the presentation we have described Algorithm 2 with unitary edge costs and vertex values. However, it can easily be generalized to take into account the vertices’ weights and

the edges' costs as follows.

Note first that Proposition 3.4 could be applied directly to take into account polynomially bounded vertex values since the class of trees is stable by subdivision of edges. However, a direct generalization of Algorithm 2 does not require the polynomially bounded condition for vertex values. In addition, Proposition 3.5 cannot be applied since the related transformation does not preserve the class of trees.

In case of generic vertices' weights, Algorithm 2 has to calculate the sum of the weights of the vertices that do not burn, instead of the number of saved vertices, for each subtree. The only required change is in line 6, where $ST_{0,b}$ should be initialized to $(0, \varphi(v_i), \emptyset, \emptyset)$.

With respect to the edges' costs, the Algorithms can be generalized if costs are integer. To this aim, Algorithm 2 should be changed when a cut is needed on the edge e , between v_i and the root of T_{i_j} . If the cost is $c = \kappa(e)$, then the Algorithm should calculate the optimal solutions for a remaining budget $b - c$ (instead of $b - 1$), if $b \geq c$. For instance, the condition in line 12 should be changed to $(\pi_i(v_{i_j}) = 0) \wedge (b \geq c)$, and line 13 to $z' \leftarrow \arg \max_{x \in \{0, \dots, b-c\}} \{ST_{j-1, x, f^+} + A_{i_j, b-c-x, f^-}\}$. Similar changes should be applied to lines 14, 17, 19–22.

Algorithm 1 remains unchanged and the overall complexity $O(|V| \cdot B^2)$ is the same but, this time, we can only assume $B < \sum \kappa(e)$ for integral values of edge costs. So, the overall process is polynomial only for polynomially bounded integral edge costs and pseudo polynomial else.

These considerations lead to the following theorem.

Theorem 4.2 *There exists an algorithm that correctly computes an optimal solution for an instance $I = (T = (V, E), \mathbb{1}, \pi_i, \kappa, \varphi, B)$ of WINDY FIREBREAK LOCATION where T is a tree, $\kappa(e) \in \mathbb{N}$, $\forall e \in E$ and $\pi_i(v) \in \{1, 0\}$. Its computational complexity is polynomial in $|V|$ if $B = O(\text{Poly}(|V|))$ or $\kappa(e) = O(\text{Poly}(|V|))$.*

5 Conclusions

In this work, we study the computational complexity of FIREBREAK LOCATION, introduced in [5] and the restricted version WINDY FIREBREAK LOCATION. Both problems are motivated by a wild fire management context. We focus on specific instances, in particular low degree planar graphs, since they make sense for the application under consideration. We prove the NP-completeness of WINDY FIREBREAK LOCATION in planar bipartite graphs using a new restricted version of Planar Max 2-SAT. Using two successive reductions, we even show that it is still NP-complete in bipartite planar graphs of maximum degree 4 and unitary vertex values and edge costs. On the other hand, we proved that WINDY FIREBREAK LOCATION is polynomial on trees with polynomially bounded edge costs and binary ignition probabilities.

Our investigations so far still leave a significant gap between the best hardness result and this polynomial case. This motivates some open questions. The main open cases we want to outline are as follows:

- Determine the complexity of WINDY FIREBREAK LOCATION in subgrids or even in grids, for unitary vertex values and edge costs.
- Determine the complexity of WINDY FIREBREAK LOCATION in planar bipartite graphs for unitary vertex values and edge costs and polynomially bounded rational ignition probabilities.

- Determine the complexity of WINDY FIREBREAK LOCATION for binary ignition probabilities. This case is purely combinatorial in the sense that the objective value is directly expressed as the number of vertices achievable from burning vertices in the graph obtained after removing a cut system.

The hardness results we obtained motivate the study of the approximation properties of the problem and identifying new classes of instances solvable in polynomial time. All together these results would help better understanding the problem. In [5], we proposed and implemented a heuristic for a generalisation of FIREBREAK LOCATION. Approximation results and new polynomial cases would give keys to improve this heuristic for a practical use.

Finally, an interesting generalisation of FIREBREAK LOCATION is to take into account the spread of fire by embers. From a graph theory's point of view, it corresponds to adding some edges that cannot be part of cut system (ember edges) and the graph obtained by removing all these ember edges is planar.

References

- [1] C. Blasi, G. Bovio, P. M. Corona, M. Marchetti, A. Maturani, and others. *Incendi e complessità ecosistemica. Dalla pianificazione forestale al recupero ambientale*. Ministero dell'ambiente e della tutela del territorio. SBI, 2004.
- [2] W. Chen, C. Wang, and Y. Wang. Scalable influence maximization for prevalent viral marketing in large-scale social networks. *Proceedings of the 16th ACM SIGKDD international conference - KDD '10*, 25(3):1029, 2010.
- [3] H. Cheng and G. V. Hadjisophocleous. The modeling of fire spread in buildings by bayesian network. *Fire Safety Journal*, 44(6):901–908, 2009.
- [4] E. Dahlhaus, D. S. Johnson, C. H. Papadimitriou, P. D. Seymour, and M. Yannakakis. The complexity of multiterminal cuts. *SIAM Journal on Computing*, 23(4):864–894, 1994.
- [5] M. Demange, A. Di Fonso, G. Di Stefano, and P. Vittorini. Network theory applied to preparedness problems in wildfire management. 2021. Submitted manuscript. Under review.
- [6] M. Demange and C. Tanasescu. A multi-period vertex cover problem and application to fuel management. In B. Vitoriano, G. H. Parlier, and D. de Werra, editors, *Proceedings of 5th the International Conference on Operations Research and Enterprise Systems (ICORES 2016), Rome, Italy, February 23-25, 2016*, pages 51–57. SciTePress, 2016.
- [7] R. Diestel. *Graph theory*. Springer Publishing Company, Incorporated, 2018.
- [8] R. Durrett. *Lecture notes on particle systems and percolation*. Wadsworth & Brooks/Cole Advanced Books & Software, 1988.
- [9] J. Díaz and G. Mertzios. Minimum bisection is np-hard on unit disk graphs. volume 8635, 03 2014.
- [10] M. R. Garey and D. S. Johnson. *Computers and intractability : a guide to the theory of NP-completeness*. W.H. Freeman, 1979.

- [11] M. R. Garey, D. S. Johnson, and L. Stockmeyer. Some simplified NP-complete graph problems. *Theoretical Computer Science*, 1(3):237–267, 2 1976.
- [12] J. Goldenberg, L. Barak, and E. Muller. Using Complex Systems Analysis to Advance Marketing Theory Development : Modeling Heterogeneity Effects on New Product Growth through Stochastic Cellular Automata. *Academy of Marketing Science Review*, 2001.
- [13] L. J. Guibas, J. E. Hershberger, J. S. Mitchell, and J. S. Snoeyink. Approximating Polygons and Subdivisions with Minimum-Link Paths. *International Journal of Computational Geometry & Applications*, 03(04):383–415, 12 1993.
- [14] D. Kempe, J. Kleinberg, and E. Tardos. Maximizing the Spread of Influence through a Social Network. *Theory of Computing*, 11(1):105–147, 2015.
- [15] E. Khalil, B. Dilkina, and L. Song. CuttingEdge: influence minimization in networks. In *Proceedings of Workshop on Frontiers of Network Analysis: Methods, Models, and Applications at NIPS*, 2013.
- [16] M. Kimura, K. Saito, and H. Motoda. Blocking links to minimize contamination spread in a social network. *ACM Transactions on Knowledge Discovery from Data*, 3(2):1–23, 4 2009.
- [17] D. Lichtenstein. Planar formulae and their uses. *SIAM journal on computing*, 11(2):329–343, 1982.
- [18] T. Lung, C. Lavalle, R. Hiederer, A. Dosio, and L. M. Bouwer. A multi-hazard regional level impact assessment for Europe combining indicators of climatic and non-climatic change. *Global Environmental Change*, 23(2):522–536, 4 2013.
- [19] T. Maehara, H. Suzuki, and M. Ishihata. Exact Computation of Influence Spread by Binary Decision Diagrams. In *Proceedings of the 26th International Conference on World Wide Web - WWW '17*, pages 947–956, New York, New York, USA, 2017. ACM Press.
- [20] H. Mahmoud and A. Chulahwat. Unraveling the Complexity of Wildland Urban Interface Fires. *Scientific Reports*, 8(1):9315, 12 2018.
- [21] D. Martell and D. Martell. The development and implementation of forest and wildland fire management decision support systems: reflections on past practices and emerging needs and challenges. *Mathematical and Computational Forestry & Natural-Resource Sciences (MCFNS)*, 3(1):18–26, 2 2011.
- [22] T. B. Paveglio, C. Moseley, M. S. Carroll, D. R. Williams, E. J. Davis, and A. P. Fischer. Categorizing the Social Context of the Wildland Urban Interface: Adaptive Capacity for Wildfire and Community “Archetypes”. *Forest Science*, 61(2):298–310, 4 2015.
- [23] Préfet de Corse. Plan de protection des forêts et des espaces naturels. Technical report, PRÉFET DE CORSE, 2013, <http://www.corse-du-sud.gouv.fr/le-ppfeni-en-corse-a373.html>.
- [24] J. S. Provan. The Complexity of Reliability Computations in Planar and Acyclic Graphs. *SIAM Journal on Computing*, 15(3):694–702, 8 1986.

- [25] A. Rodríguez and B. Vitoriano. Probability-based wildfire risk measure for decision-making. *Mathematics*, 8:557, 04 2020.
- [26] L. Russo, P. Russo, and C. I. Siettos. A Complex Network Theory Approach for the Spatial Distribution of Fire Breaks in Heterogeneous Forest Landscapes for the Control of Wildland Fires. *PLOS ONE*, 11(10):e0163226, 10 2016.
- [27] P. Shakarian, A. Bhatnagar, A. Aleali, E. Shaabani, and R. Guo. The independent cascade and linear threshold models. In *SpringerBriefs in Computer Science*, pages 35–48. Springer, 2015.
- [28] H. Tong, B. Prakash, T. Eliassi-Rad, M. Faloutsos, and C. Faloutsos. Gelling, and melting, large graphs by edge manipulation. pages 245–254, 10 2012.
- [29] M. Turco, S. Jerez, F. J. Doblas-Reyes, A. Aghakouchak, M. C. Llasat, and A. Provenzale. Skilful forecasting of global fire activity using seasonal climate predictions. *Nature Communications*, 9(1):1–9, 12 2018.
- [30] P. Vittorini, A. Villani, and F. Di Orio. An individual-based networked model with probabilistic relocation of people and vectors among locations for simulating the spread of infectious diseases. *Journal of Biological Systems*, 18(4), 2010.
- [31] J. Whittaker, J. Handmer, and D. Mercer. Vulnerability to bushfires in rural Australia: A case study from East Gippsland, Victoria. *Journal of Rural Studies*, 28(2):161–173, 4 2012.
- [32] L. Yanpei, A. Morgana, and B. Simeone. General theoretical results on rectilinear embedability of graphs. *Acta Mathematicae Applicatae Sinica*, 7:187–192, 1991.