

Approximation for Probability Distributions by Wasserstein GAN *

Yihang Gao[†], Michael K. Ng[‡], and Mingjie Zhou[§]

Abstract. In this paper, we study Wasserstein Generative Adversarial Networks (WGAN) using GroupSort neural networks as discriminators. We show that the error bound of the approximation for the target distribution depends on both the width/depth (capacity) of generators and discriminators, as well as the number of samples in training. A quantified generalization bound is established for Wasserstein distance between the generated distribution and the target distribution. According to our theoretical results, WGAN has higher requirement for the capacity of discriminators than that of generators, which is consistent with some existing theories. More importantly, overly deep and wide (high capacity) generators may cause worse results than low capacity generators if discriminators are not strong enough. Moreover, we further develop a generalization error bound, which is free from curse of dimensionality w.r.t. numbers of training data. It reduces from $\tilde{O}(m^{-1/r} + n^{-1/d})$ to $\tilde{O}(\text{Pdim}(\mathcal{F} \circ \mathcal{G}) \cdot m^{-1/2} + \text{Pdim}(\mathcal{F}) \cdot n^{-1/2})$. However, the latter seems to contradict to numerical observations. Compared with existing results, our results are suitable for general GroupSort WGAN without special architectures. Finally, numerical results on swiss roll and MNIST data sets confirm our theoretical results.

Key words. Wasserstein GAN; GroupSort neural networks; Approximation; Generalization Error; Capacity

MSC codes. 68Q32, 68T15, 68W40

1. Introduction. Generative Adversarial Networks (GANs), first proposed by Goodfellow et al. [15], have become popular in recent years for their remarkable abilities to approximate various kinds of distributions, e.g., common probability distributions in statistics, distributions for pixels of images [15, 24], and for the natural language [8]. Although empirical results have shown the success of GANs, theoretical understandings of GANs are still not sufficient. Even if the discriminator is fooled and the generator wins the game in training, we usually cannot answer whether the generated distribution \mathcal{D} is close enough to the target distribution \mathcal{D}_{target} . Arora et al. [4] found that if the discriminator is not strong enough (with a fixed architecture and constrained parameters), the generated distribution \mathcal{D} can be far away from the target distribution \mathcal{D}_{target} , even though the learning has great generalization properties (i.e., the empirical loss is small). Bai et al. [5] designed some special discriminators with restricted approximability to let the trained generator approximate the target distribution in statistical metrics, i.e., Wasserstein distance. However, their design of discriminators are not applicable enough because it can only be applied to some specific statistical distributions (e.g., exponential families) as well as invertible or injective generators. Liang [20] proposed a kind of oracle inequality to develop the generalization error of GANs' learning in TV distance. Several assumptions (e.g., special design for both generators and discriminators, and the

*Preprint version.

Funding: This work was funded by HKRGC GRF 12300519, 17201020 and 17300021, HKRGC CRF C1013-21GF and C7004-21GF, and Joint NSFC and RGC N-HKU769/21.

[†]Department of Mathematics, The University of Hong Kong, Pokfulam, Hong Kong (gaoyh@connect.hku.hk).

[‡]Department of Mathematics, The University of Hong Kong, Pokfulam, Hong Kong (mng@maths.hku.hk)

[§]Department of Mathematics, The University of Hong Kong, Pokfulam, Hong Kong (mjzhou@connect.hku.hk)

realization of generators for the target distribution) are required and KL divergence is adopted to measure the distance between distributions. However, KL divergence may be inappropriate in generalization (convergence) analysis of GANs because many distributions in natural cases lie on low dimensional manifolds. The support of the generated distribution must coincide well with that of the target distribution, otherwise, the KL divergence between these two are infinite, which may be not helpful in generalization analysis. After all, error bounds are usually much more strict than the exact errors. Bai et al. [5] and Liang [20] showed the effectiveness of GANs in approximating probability distributions to some extent, although their results are for some special cases.

Neural networks are proven to have extraordinary expressive power. Two-layer neural networks with sufficiently large width can approximate any continuous function on compact sets [16, 10, 22]. Deep neural networks are capable of approximating wider ranges of functions [29, 30]. After wide applications of deep generative models, e.g. VAEs and GANs, researchers began to study the capacity of deep generative networks for approximating distributions. Yang et al. [28] recently showed that neural networks with sufficiently large width and depth can generate a distribution that is arbitrarily close to a high-dimensional target distribution in Wasserstein distance, by inputting only a one-dimensional source distribution (it leads to the similar conclusion for multi-dimensional source distributions).

Although deep generative networks have capacities to approximate distributions, discriminators play an especially important role in GANs. If the discriminator is not strong enough (e.g. ReLU neural networks with fixed architectures and constrained parameters), it can easily be fooled by an imperfect generator. Fortunately, both empirical and theoretical results show that GroupSort neural networks [26, 1], which are stronger than ReLU neural networks, can approximate any 1-Lipschitz function arbitrarily close in a compact set with large enough width and depth. Therefore, in our generalization analysis of WGAN, we adopt GroupSort neural networks as discriminators.

1.1. Our Contributions. Motivated by the above mentioned research works, in this paper, we study the approximation for distributions by (GroupSort) WGAN. Our contributions are given as follows.

(i) We connect the capacity of deep generative networks and GroupSort networks to derive a generalization bound for WGAN with finite samples. It implies that with sufficient training samples, WGAN with proper choice of width and depth for generators and discriminators can approximate distributions well. To the best of our knowledge, this is the first paper deriving the generalization bound in Wasserstein distance for WGAN in terms of the depth/width of the generators (ReLU deep neural networks) and discriminators (GroupSort neural networks), as well as the number of training samples. Compared with existing results [5, 20], our results are suitable for general GroupSort WGAN without special architectures.

(ii) We analyse the importance for both generators and discriminators in WGAN. We show that for nonparametric discriminators (discriminators are strong enough), the generalization is easier to be obtained while the WGAN with GroupSort neural networks (as discriminators) has higher requirement for the capability of discriminators than that of generators according to our derived generalization bound. In other words, overly deep and wide (high capacity) generators (without regularization) may cause worse results than low capacity generators if

discriminators are not strong enough.

(iii) To overcome the undesired curse of dimensionality $\tilde{\mathcal{O}}(m^{-1/r} + n^{-1/d})$, we develop another version of generalization error bound based on techniques in deep learning literature. Interestingly, although the new derived error bound is of $\tilde{\mathcal{O}}(\text{Pdim}(\mathcal{F} \circ \mathcal{G}) \cdot m^{-1/2} + \text{Pdim}(\mathcal{F}) \cdot n^{-1/2})$, it contradicts to numerical observations that the capacity of discriminators contributes to lower generalization error.

The outline of the paper is given as follows. In [section 2](#), we give notations and mathematical preliminaries. In [section 3](#), we study generalization analysis for GroupSort WGAN (by two different techniques) and show the above theoretical results. Numerical experiments are displayed in [section 4](#) to further verify our theoretical results. Finally, some concluding remarks are given in [section 5](#).

2. Notations and Preliminaries.

2.1. Notations. Throughout the paper, we use ν , π and μ_θ to denote the target distribution, the source distribution (as an input to the generator) and the generated distribution (with θ as the set of parameters for the generator) respectively. More concretely, μ_θ is the distribution of $g_\theta(Z)$, where $Z \sim \pi$ and $g_\theta(\cdot)$ is the generator. The source distribution π lies on \mathbb{R}^r , and both the target and the generated distribution are defined on \mathbb{R}^d , where r and d are the numbers of dimensions. In [section 3](#), we use m for the number of generated samples from μ_θ (the same number for samples from the source distribution π) and n for the number of real data from the target distribution ν . The symbol \lesssim is used to hide some unimportant constant factors. For two functions ℓ, h of a number n , $\ell \lesssim h$ indicates $\ell \leq C \cdot h$ for a non-negative constant C , and equivalently, $\ell = \mathcal{O}(h)$. We adopt $\tilde{\mathcal{O}}(\cdot)$ to omit poly-logarithmic terms. For two positive real numbers or functions A and B , the term $A \vee B$ is equivalent to $\max\{A, B\}$ and $A \wedge B$ is equivalent to $\min\{A, B\}$. For a matrix $\mathbf{V} = (\mathbf{V}_{i,j})$ of size $p \times q$, we let $\|\mathbf{V}\|_\infty = \sup_{\|x\|_\infty=1} \|\mathbf{V}x\|_\infty$. We may also use the $(2, \infty)$ norm of \mathbf{V} , i.e. $\|\mathbf{V}\|_{2,\infty} = \sup_{\|x\|_2=1} \|\mathbf{V}x\|_\infty$.

2.2. Wasserstein Distance and Wasserstein GAN. Several kinds of probability metrics are available to measure the distance between two distributions. It has been stated above that KL divergence and JS divergence (a special case of KL divergence) are not suitable for generalization (convergence) analysis of GANs due to low dimensional properties of distributions as well as the non-convergence property [3]. Wasserstein distance is a more relaxed and flexible metric and can generalize with some mild conditions (finite 3-Moment for the distribution). In our analysis, we adopt Wasserstein-1 distance (**Wass**₁) as the evaluation metric between the generated and the target distributions. The Wasserstein- p distance ($p \geq 1$) between two distributions μ and ν is defined as

$$\mathbf{Wass}_p(\mu, \nu) = \inf_{\gamma \in \Gamma(\mu, \nu)} \int \|x - y\|^p d(\gamma(x, y)),$$

where $\Gamma(\mu, \nu)$ denotes the set of all joint distributions $\gamma(x, y)$ whose marginals are μ and ν respectively. When $p = 1$, Kantorovich-Rubinstein duality [27] gives an alternative definition of **Wass**₁:

$$(2.1) \quad \mathbf{Wass}_1(\mu, \nu) = \sup_{\|f\|_{\text{Lip}} \leq 1} |\mathbb{E}_{X \sim \mu} f(X) - \mathbb{E}_{X \sim \nu} f(X)| = \sup_{\|f\|_{\text{Lip}} \leq 1} \mathbb{E}_{X \sim \mu} f(X) - \mathbb{E}_{X \sim \nu} f(X),$$

where the last equation holds because of the symmetry ($\|f\|_{\text{Lip}} = \|-f\|_{\text{Lip}}$).

Different from the original model in [15], GANs is usually formulated in a more general form:

$$(2.2) \quad \min_{g_\theta \in \mathcal{G}} \max_{f \in \mathcal{F}} \mathbb{E}_{Z \sim \pi} f(g_\theta(Z)) - \mathbb{E}_{X \sim \nu} f(X),$$

where \mathcal{G} and \mathcal{F} are the generator and the discriminator class, respectively. Here we assume that our pre-defined discriminator class is symmetric, i.e., $f \in \mathcal{F}$ and $-f \in \mathcal{F}$. The symmetry condition is easy to be satisfied, e.g., feed-forward neural networks without activation functions in the last layer. Intuitively, the capacity of generator class \mathcal{G} determines the highest quality of generated distributions and the discriminator class \mathcal{F} guides the learning process, pushing the learned parameters to be close to the optimal one. In practise, we can only access finite numbers of samples from the target distribution; besides, only finitely many generated data is considered due to limited computing power. Empirically, instead of dealing with (2.2), we need to solve the following adversarial problem and obtain estimated parameters for the generator:

$$(2.3) \quad \hat{\theta}_{m,n} = \arg \min_{g_\theta \in \mathcal{G}} \max_{f \in \mathcal{F}} \{\hat{\mathbb{E}}_{Z \sim \pi}^m f(g_\theta(Z)) - \hat{\mathbb{E}}_{X \sim \nu}^n f(X)\},$$

where $\hat{\mathbb{E}}_{Z \sim \pi}^m$ (resp. $\hat{\mathbb{E}}_{X \sim \nu}^n$) denotes the expectation on the empirical distribution of m (resp. n) i.i.d. samples of random variables Z (resp. X) from π (resp. ν). Therefore, the output generator $g_{\hat{\theta}_{m,n}}$ is obtained by solving (2.3).

Suppose that we have the following generator class \mathcal{G} :

$$(2.4) \quad \mathcal{G} = \{g_\theta(\mathbf{x}) = \text{NN}(\mathbf{x}|W_g, D_g, \theta) : g_\theta(\mathbf{x}) \text{ is L-Lipschitz and } \|g_\theta(0)\|_2 \leq M, \theta = \{\mathbf{W}_i, \mathbf{b}_i\}_{i=1}^{D_g}\},$$

where $\text{NN}(\mathbf{x}|W_g, D_g, \theta)$ denotes neural networks with D_g layers (depth), W_g neurons in each layer (width), and θ as the set of parameters. Here, we require the neural networks to be L-Lipschitz and with bounded bias, which are very common in practise. Actually, some of the numerical tricks, e.g., L_2 regularization and data (or batch) normalization, which stabilize the training, accounts for the reasonableness of Lipschitzness and boundedness requirements. We use \mathbf{W}_i to represent the matrix of linear transform between $(i-1)$ -th and i -th layer. Here, we adopt ReLU as the activation function σ . The architecture of the neural networks is formulated as

$$\text{NN}(\mathbf{x}|W_g, D_g, \theta) = \mathbf{W}_{D_g} \cdot \sigma(\mathbf{W}_{D_g-1} \cdot \sigma(\cdots \sigma(\mathbf{W}_1 \cdot \mathbf{x} + \mathbf{b}_1) + \cdots) + \mathbf{b}_{D_g-1}) + \mathbf{b}_{D_g}.$$

For Wasserstein GANs [3], the discriminator class \mathcal{F}_W is

$$(2.5) \quad \mathcal{F}_W = \{f : \|f\|_{\text{Lip}} \leq 1\},$$

where $\|f\|_{\text{Lip}}$ denotes the Lipschitz constant of f . In subsection 3.1, we analyze the generalization of WGAN with \mathcal{F}_W as the discriminator class. However, the discriminator class \mathcal{F}_W is empirically impractical. In practice, several strategies are adopted to approximate \mathcal{F}_W in WGAN. Most of works adopt ReLU (or LeakyReLU) neural networks with 1-Lipschitz constraints on parameters as a surrogate to \mathcal{F}_W . Note that Yarotsky [29] showed that ReLU neural networks can approximate any 1-Lipschitz function on a compact set arbitrarily close

if width and depth are large enough, where their weights cannot be constrained. In other words, the approximation capabilities of ReLU neural networks to 1-Lipschitz functions are not theoretically guaranteed if their weights are constrained (we usually do so in practise). The work by Huster et al. [17] further validates that the approximation capabilities of ReLU neural networks are destroyed if with constrained weights and they even cannot represent some simplest functions, e.g., the absolute function. Recently, Anil et al. [1] and Tanielian et al. [26] pointed out that GroupSort neural networks, whose activation functions are norm preserving, have stronger approximation capabilities to 1-Lipschitz functions compared with ReLU and LeakyReLU neural networks with constrained weights. Based on this, we aim to theoretically and numerically analyze the generalization properties of GroupSort WGAN.

2.3. GroupSort Wasserstein GAN. A GroupSort neural network [1, 26] is defined as

$$(2.6) \quad \text{GS}(\mathbf{x}|W_f, D_f, \alpha) = \mathbf{V}_{D_f} \cdot \sigma_k(\mathbf{V}_{D_f-1} \cdot \sigma_k(\cdots \sigma_k(\mathbf{V}_1 \cdot \mathbf{x} + \mathbf{c}_1) + \cdots) + \mathbf{c}_{D_f-1}) + \mathbf{c}_{D_f},$$

with constraints

$$(2.7) \quad \|\mathbf{V}_1\|_{2,\infty} \leq 1 \quad \text{and} \quad \max(\|\mathbf{V}_2\|_\infty, \dots, \|\mathbf{V}_{D_f}\|_\infty) \leq 1,$$

where $\alpha = \{\mathbf{V}_i, \mathbf{c}_i\}_{i=1}^{D_f}$ denotes parameters of the GroupSort neural network, W_f is the width of each layer, D_f is the depth (number of layers) and σ_k is the GroupSort activation function with grouping size k . When applying GroupSort activation function σ_k , we first split W_f neurons into p different groups where $p = W_f/k$, and k elements in each group: $G_1 = \{x_1, \dots, x_k\}, \dots, G_p = \{x_{pk-(k-1)}, \dots, x_{pk}\}$, and then sort the elements in each group by decreasing order. In the paper, we set $k = 2$ and choose GroupSort neural networks as the discriminator class, where

$$(2.8) \quad \mathcal{F}_{\text{GS}} = \{f_\alpha(\mathbf{x}) = \text{GS}(\mathbf{x}|W_f, D_f, \alpha) : \text{GS}(\mathbf{x}|W_f, D_f, \alpha) \text{ is a neural network of form (2.6)}\}.$$

For more details about grouping size for GroupSort neural networks, please refer to [Appendix A](#).

In the next part, we study how well the obtained generator (the solution of (2.3)) is, with respect to its \mathbf{Wass}_1 distance to the target distribution ν (i.e., $\mathbf{Wass}_1(\mu_{\hat{\theta}_{m,n}}, \nu)$) given the pre-defined generator class \mathcal{G} , the discriminator class \mathcal{F} and (m, n) samples for training.

3. Generalization Analysis for Wasserstein GAN. In [subsection 3.1](#), we analyze the generalization error bound for WGAN with nonparametric discriminators $\mathcal{F} = \mathcal{F}_W$. In practise, GroupSort neural networks \mathcal{F}_{GS} is adopted as a surrogate to \mathcal{F}_W and the corresponding generalization analysis is conducted in [subsection 3.2](#). Furthermore, we derive two generalization error bounds for GroupSort WGAN based on different techniques (in optimal transport and in deep learning respectively). We discuss some theoretical insights and observations from the error bound. An interesting contradiction of theory and numerical results is discovered.

3.1. Nonparametric Discriminators. We first study the generalization properties of WGAN with nonparametric discriminators. Here the discriminator class \mathcal{F} for (2.3) is set to be the class of all 1-Lipschitz functions, i.e., $\mathcal{F} = \mathcal{F}_W$. Combining with [Lemma 3.12](#), the following assumption guarantees that with sufficiently many samples, the empirical distributions $\hat{\nu}$

and $\hat{\pi}$ are close (convergent) to ν and π in \mathbf{Wass}_1 distance, respectively. The convergence requirements for both the source and the target distributions are essential because they are fundamental for convergence of GANs. If their empirical distributions are not convergent, let alone distributions for obtained generators. That's the main reason for the difficulties of generalization analysis for vanilla GAN.

Assumption 3.1. *Both the d dimensional target distribution ν and the r dimensional source distribution π have finite 3-moment, i.e. $M_3(\nu) = \mathbb{E}_{X \sim \nu} \|X\|^3 < \infty$ and $M_3(\pi) = \mathbb{E}_{Z \sim \pi} \|Z\|^3 < \infty$.*

Theorem 3.2 (Generalization of WGAN with nonparametric discriminators). *Suppose that Assumption 3.1 holds for the target distribution ν (lies on \mathbb{R}^d) and the source distribution π (lies on \mathbb{R}^r). For GANs, the generator class \mathcal{G} is defined in (2.4) and the discriminator class $\mathcal{F} = \mathcal{F}_W$ (defined in (2.5)), i.e., WGAN. If the set of parameters $\hat{\theta}_{m,n}$ is obtained from (2.3), then the following holds,*

$$(3.1) \quad \mathbb{E} \mathbf{Wass}_1(\mu_{\hat{\theta}_{m,n}}, \nu) \leq \min_{g_\theta \in \mathcal{G}} \mathbf{Wass}_1(\mu_\theta, \nu) + C_1 \cdot L \cdot \begin{cases} m^{-1/2}, & r = 1 \\ m^{-1/2} \log m, & r = 2 \\ m^{-1/r}, & r \geq 3 \end{cases} + C_2 \cdot \begin{cases} n^{-1/2}, & d = 1 \\ n^{-1/2} \log n, & d = 2 \\ n^{-1/d}, & d \geq 3 \end{cases}$$

where constants C_1 and C_2 depends only on $M_3(\pi)$ and $M_3(\nu)$ respectively.

The main technique for proof consists of some well known inequalities and the convergence property of \mathbf{Wass}_1 in optimal transport. Full proof of Theorem 3.2 can be found in subsection 3.3. The following useful lemma we state here contributes to the estimate for $\min_{g_\theta \in \mathcal{G}} \mathbf{Wass}_1(\mu_\theta, \nu)$.

Lemma 3.3 (Capacity of deep generative networks to approximate distributions [28]). *Let $p \in [1, \infty)$ and π be an absolutely continuous probability distribution on \mathbb{R}^r . Assume that the target distribution ν is on \mathbb{R}^d with finite absolute q -moment $M_q(\nu) < \infty$ for some $q > p$. Suppose that $W_g \geq 7d + 1$ and $D_g \geq 2$. Then there exists a neural network $g_\theta(\mathbf{x}) = NN(\mathbf{x}|W_g, D_g, \theta)$ such that the generated distribution μ_θ of $g_\theta(Z)$ with $Z \sim \pi$ has the following property:*

$$\mathbf{Wass}_p(\mu_\theta, \nu) \leq C \cdot (M_q^q(\nu) + 1)^{1/p} \begin{cases} (W_g^2 D_g)^{-1/d}, & q > p + p/d \\ (W_g^2 D_g)^{-1/d} (\log_2 W_g^2 D_g)^{1/d}, & p < q \leq p + p/d \end{cases}$$

where C is a constant depending only on p, q and d .

Although Yang et al. [28] proved Lemma 3.3 for 1-dimensional source distribution ($r = 1$), the result can be easily extended to high dimensional absolutely continuous source distributions simply by linear projections. In other words, linear combinations of absolutely continuous distributions are still absolutely continuous.

Based on Lemma 3.3, we set $p = 1$ and $q = 3$, then there exists a generative net that transforms the source distribution π to a distribution that is close to the target distribution ν in \mathbf{Wass}_1 distance. Letting W_g, D_g, L and M be large enough, $\min_{g_\theta \in \mathcal{G}} \mathbf{Wass}_1(\mu_\theta, \nu)$ can be arbitrarily small, i.e., with sufficiently large W_g, D_g, L and M ,

$$\min_{g_\theta \in \mathcal{G}} \mathbf{Wass}_1(\mu_\theta, \nu) \approx 0.$$

Furthermore, if we fix the generator class \mathcal{G} (W_g , D_g , L and M are fixed) and let m and n to be large enough, by (3.1) we have

$$\mathbb{E}\mathbf{Wass}_1(\mu_{\hat{\theta}_{m,n}}, \nu) \approx \min_{g\theta \in \mathcal{G}} \mathbf{W}_1(\mu_\theta, \nu) \approx 0.$$

Because $\mathbf{Wass}_1(\mu_{\hat{\theta}_{m,n}}, \nu) \geq 0$, we deduce that

$$\mathbf{Wass}_1(\mu_{\hat{\theta}_{m,n}}, \nu) \approx 0, \text{ for most of the cases.}$$

Lemma 3.3 provides an estimation for $\min_{g\theta \in \mathcal{G}} \mathbf{Wass}_1(\mu_\theta, \nu)$, however, for a concrete bound of $\mathbb{E}\mathbf{Wass}_1(\mu_{\hat{\theta}_{m,n}}, \nu)$, we need further assumptions because the generator class in **Lemma 3.3** is not bounded (i.e., L and M are infinite). For a fixed target distribution ν and the source distribution π , it's reasonable to assume that **Lemma 3.3** holds for the generator class with bounded Lipschitzness and bias. In other words, there exist large enough L and M such that **Lemma 3.3** holds for generators defined in (2.4) for all large enough D_g and W_g . More details are illustrated in the **Assumption 3.4**.

Assumption 3.4. Suppose that for the fixed target distribution ν and the source distribution π , there exist large enough Lipschitz constant $L > 0$ and bias $M > 0$, such that **Lemma 3.3** holds for the generator class defined in (2.4).

For target distributions with large mean (bias), we usually first preprocess the data by zero-mean or normalization. Therefore, the requirement of bounded bias for generators does not influence their approximation capabilities. Furthermore, the assumption of bounded Lipschitzness for neural networks is common and natural in convergence and generalization analysis [4, 5]. If the optimal transport from the source distribution to the target distribution in \mathbf{Wass}_1 is Lipschitz continuous with high probabilities, then we expect neural networks (generators) with bounded Lipschitzness (L is large enough) to approximate the implicit optimal transport well. Also, bounded Lipschitzness contributes to the stable training of deep learning models, not only for GANs [25, 12]. The above analysis accounts for the reasonableness of **Assumption 3.4**. Combining with **Assumption 3.4**, **Theorem 3.2** is rewritten as the following **Theorem 3.5**.

Theorem 3.5 (Generalization bound for WGAN with nonparametric discriminators). Suppose that **Assumption 3.1** holds for the target distribution ν (lies on \mathbb{R}^d) and the source distribution π (lies on \mathbb{R}^r). For GANs, the generator class \mathcal{G} is defined in (2.4) and the discriminator class $\mathcal{F} = \mathcal{F}_W$ (defined in (2.5)), i.e., WGAN. Further assume that **Assumption 3.4** holds for generators defined in (2.4) with large enough $L > 0$ and $M > 0$. If the set of parameters $\hat{\theta}_{m,n}$ is obtained from (2.3), then the following holds,

$$(3.2) \quad \mathbb{E}\mathbf{Wass}_1(\mu_{\hat{\theta}_{m,n}}, \nu) \leq C \cdot W_g^{-2/d} D_g^{-1/d} + C_1 \cdot L \cdot \begin{cases} m^{-1/2}, & r = 1 \\ m^{-1/2} \log m, & r = 2 \\ m^{-1/r}, & r \geq 3 \end{cases} + C_2 \cdot \begin{cases} n^{-1/2}, & d = 1 \\ n^{-1/2} \log n, & d = 2 \\ n^{-1/d}, & d \geq 3 \end{cases}$$

for large enough m and n , where constant C depends on $M_3(\nu)$ and d ; constants C_1 and C_2 depends only on $M_3(\pi)$ and $M_3(\nu)$ respectively..

Proof. Based on the above **Theorem 3.2** and **Assumption 3.4**, (3.2) can be easily obtained. ■

In summary, [Theorem 3.5](#) implies that with sufficient training data (m and n are sufficiently large), the obtained generated distribution $\mu_{\hat{\theta}_{m,n}}$ is close to the target distribution ν in \mathbf{Wass}_1 distance, if the generator class \mathcal{G} defined in [\(2.4\)](#) are of large capacities (W_g and D_g are large enough).

3.2. Parametric Discriminators (GroupSort Neural Networks). We cannot adopt \mathcal{F}_W as the discriminator class of WGAN, because it's difficult to handle the whole class of 1-Lipschitz functions in practise. As is mentioned in [subsection 2.2](#), both theoretical and numerical results (see in [\[1, 26\]](#)) show that GroupSort neural networks are stronger than ReLU or LeakyReLU neural networks in approximating 1-Lipschitz functions. Here, we adopt GroupSort neural networks as the discriminator class, i.e. $\mathcal{F} = \mathcal{F}_{\text{GS}}$. In this section, we let the discriminator class \mathcal{F}_{GS} as a surrogate to \mathcal{F}_W (defined in [\(2.5\)](#)) and the estimated generator $g_{\hat{\theta}_{m,n}}$ is obtained from [\(2.3\)](#). The following [Assumption 3.6](#) guarantees that all GroupSort neural networks in \mathcal{F}_{GS} are 1-Lipschitz since GroupSort activation function is norm-preserving.

Assumption 3.6. For all $\alpha = (\mathbf{V}_1, \dots, \mathbf{V}_{D_f}, \mathbf{c}_1, \dots, \mathbf{c}_{D_f})$,

$$\|\mathbf{V}_1\|_{2,\infty} \leq 1 \quad \text{and} \quad \max(\|\mathbf{V}_2\|_\infty, \dots, \|\mathbf{V}_{D_f}\|_\infty) \leq 1.$$

Next, we require (polynomial) decaying conditions for both the generated distribution and the target distribution. More precisely, tails of the generated distribution and the target distribution are at least polynomially decaying. Note that the tail of the generated distribution, mapped by L -Lipschitz functions (generators), retains the shape of the source distribution [\[18\]](#).

Assumption 3.7 (Decaying condition). Suppose that for a large enough number \widetilde{M} and $s \geq 2$, there exists a constant C such that

$$\mathbb{P}\left(\|g_\theta(Z)\|_2 \geq \widetilde{M}\right) \leq C \cdot L^s \widetilde{M}^{-s} \quad \text{and} \quad \mathbb{P}\left(\|X\|_2 \geq \widetilde{M}\right) \leq C \cdot \widetilde{M}^{-s}$$

hold for $X \sim \nu$ and all $g_\theta \in \mathcal{G}$ with $Z \sim \pi$. Here, we require $\widetilde{M} \geq 2M$ and $\widetilde{M} \geq L$; the constant C depends only on two distributions ν and π .

The decaying conditions for the target distribution and the generated distribution are mild. In practise, we can verify that the data bias M is usually very close to zero after data normalization (i.e., data preprocessing, which is essential in deep learning). In image generation, image data is bounded and is usually scaled to $[-1, 1]$. Even for social network data which is heavy-tailed (e.g., Wikipedia Web traffic and SNAP LiveJournal [\[19\]](#)), it still follows polynomial decay. As for the generated distribution, if the source distribution $Z \sim \pi$ is standard Gaussian $\mathcal{N}(\mathbf{0}, \mathbf{I}_r)$ (one of the most accepted source distributions in GANs), then for all $g_\theta \in \mathcal{G}$ (which is L -Lipschitz and with bias M), $g_\theta(Z)$ is sub-Gaussian. It further validates the conclusion that L -Lipschitz mappings do not change the shape of distribution tails. More concretely, for any $g_\theta \in \mathcal{G}$, we have

$$\|g_\theta(Z)\|_2 \leq L\|Z\|_2 + M,$$

therefore,

$$(3.3) \quad \mathbb{P}\left(\|g_\theta(Z)\|_2 \geq \widetilde{M}\right) \leq \mathbb{P}\left(\|Z\|_2 \geq L^{-1}(\widetilde{M} - M)\right) \leq \mathbb{P}\left(\|Z\|_2 \geq \frac{1}{2}L^{-1}\widetilde{M}\right)$$

when $\widetilde{M} \geq 2M$. The inequality (3.3) implies the same tail shapes of $g_\theta(Z)$ and Z . If Z is from standard Gaussian distribution, then there exists a universal constant C dependent on L and M , such that

$$\mathbb{P}\left(\|Z\|_2 \geq \frac{1}{2}L^{-1}\widetilde{M}\right) \leq C \cdot L^s \widetilde{M}^{-s},$$

because $\mathbb{P}\left(\|Z\|_2 \geq \widetilde{M}\right) \lesssim \exp(-\widetilde{M}^2/2r)$. Any bounded distribution (i.e., the random variables are bounded almost everywhere) apparently satisfies the above assumption. Moreover, if the decaying condition holds with $s > 3$, then Assumption 3.1 for the finite 3-moment of the target distribution ν and the source distribution π is automatically satisfied.

Theorem 3.8 (Generalization bound for GroupSort WGAN in approximating distributions).

Suppose that Assumption 3.1 holds for the target distribution ν (lies on \mathbb{R}^d) and the source distribution π (lies on \mathbb{R}^r). For GANs, the generator class \mathcal{G} is defined in (2.4) and the discriminator class $\mathcal{F} = \mathcal{F}_{GS}$ (defined in (2.8) and satisfying Assumption 3.6), i.e., GroupSort WGAN. Further assume that Assumption 3.4 holds for the generator class \mathcal{G} and Assumption 3.7 holds for $s = 2$ and $\widetilde{M} = L \cdot (2^{D_f/(2d^2)} \wedge W_f^{1/(2d^2)})$. If the set of parameters $\hat{\theta}_{m,n}$ is obtained from (2.3), then we have the following generalization bound for the generated distribution $\mu_{\hat{\theta}_{m,n}}$,

$$(3.4) \quad \begin{aligned} \mathbb{E}W_{\text{ass}_1}(\mu_{\hat{\theta}_{m,n}}, \nu) &\lesssim W_g^{-2/d} D_g^{-1/d} + L \cdot (m^{-1/2} \log m \vee m^{-1/r}) + (n^{-1/2} \log n \vee n^{-1/d}) \\ &\quad + L \cdot (2^{-D_f/(2d^2)} \vee W_f^{-1/(2d^2)}), \end{aligned}$$

when m, n, D_f and W_f are sufficiently large. Here, \lesssim hides unimportant parameters related to $d, r, M_3(\nu)$ and $M_3(\pi)$ but independent of the model architecture.

Sketch of proof: The generalization error bound is separated into four parts, e.g., the approximation error of deep generative networks, convergence of generated samples, convergence of samples from target distributions as well as the approximation capabilities of GroupSort neural networks to 1-Lipschitz functions. Detailed proof is available in subsection 3.4. The first term in the right hand side of (3.4) represents the expressive power of generators. If we constrain the Lipschitzness and bias of generators (L and M are large enough), then the capacity of generators improves with increasing width and depth (with Assumption 3.4). The second term is the generalization error of generators with only finite number of generated samples. As we can see that this term is actually related to the diversity of generators, that's why we constrain the Lipschitzness of generators. The third term denotes the generalization error from the target distribution due to the limited number of observed data. And the last term comes from the approximation of GroupSort neural networks to 1-Lipschitz functions. The generalization error is small if the width and depth of discriminators are large enough (the error decays exponentially and polynomially with depth and width, respectively), which implies the contribution of capacities of discriminators to generation quality.

There are several ways to constrain the Lipschitzness of neural networks in deep learning applications. L_2 regularization is one of the most common and popular methods. Mathematically, there exists $\Gamma > 0$ such that $\sum_{i=1}^{D_g} \|\mathbf{W}_i\|_F^2 \leq \Gamma$. Therefore, we have $\sum_{i=1}^{D_g} \|\mathbf{W}_i\|_2^2 \leq \Gamma$ and $\prod_{i=1}^{D_g} \|\mathbf{W}_i\|_2 \leq \sqrt{\left(\frac{\Gamma}{D_g}\right)^{D_g}}$ by Cauchy-Schwarz inequality. Here, the upper bound for the

Lipschitzness of generators satisfies $L \leq \prod_{i=1}^{D_g} \|\mathbf{W}_i\|_2 \leq \sqrt{\left(\frac{\Gamma}{D_g}\right)^{D_g}} \rightarrow 0$ when $D_g \rightarrow \infty$, which implies that we allow larger Γ when neural networks are deeper. Similarly, to stabilize GANs training, Brock et al. [9] suggested to use orthonormal regularization $\sum_{i=1}^{D_g} (\|\mathbf{W}_i^T \mathbf{W}_i - \mathbf{I}\|_F^2)$ for generators to softly constrain the Lipschitzness of neural networks. The selection of hyperparameters for L_2 regularization and orthonormal regularization is tricky and depends on the problem itself. However, Assumption 3.4 may not hold if with strict regularization on generators. Therefore, we have to not only control the Lipschitzness of neural networks for stable training but also maintain their expressive power.

If without any regularization, the generator class \mathcal{G} in (2.4) is approximately represented as

$$(3.5) \quad \mathcal{G} = \{g_\theta(\mathbf{x}) = \text{NN}(\mathbf{x}|W_g, D_g, \theta) : \|\mathbf{W}_i\|_{\max} \leq \Gamma \text{ and } \|\mathbf{b}_i\|_{\max} \leq \Gamma, \theta = \{\mathbf{W}_i, \mathbf{b}_i\}_{i=1}^{D_g}\},$$

since the maximal value (i.e., $\|\cdot\|_{\max}$) of weights and bias are small for neural networks by initialization strategies [14] and tiny learning rates [3, 1]. Then the Lipschitzness of the generator satisfies $L = (W_g \cdot \Gamma)^{D_g}$ is polynomially and exponentially increasing w.r.t. the width W_g and the depth D_g respectively. Hence, the generalization error bound (3.6) further implies that $L = (W_g \cdot \Gamma)^{D_g} \ll m^{1/r}$ and $L = (W_g \cdot \Gamma)^{D_g} \ll (2^{D_f/(2d^2)} \wedge W_f^{1/(2d^2)})$. Without regularizations on the parameters of generators, the capacity of generator grows with depth and width. Although wider and deeper generators lower the approximation error $W_g^{-2/f} D_g^{-1/d}$, the second and the last term dominate the generalization error bound due to the limited numbers of training data and weak discriminators. In the sense, the last term further shows that the discriminators should be stronger than generators in WGAN, consistent with some existing numerical observations [4, 3]. In the experimental part, we conduct some numerical experiments to test the behavior of width/depth of generators and discriminators in GroupSort WGAN. Experimental results further validate the derived generalization error bound (3.6) and our analysis here.

Corollary 3.9 (Generalization bound for GroupSort WGAN in approximating bounded distributions). *Suppose that both the target distribution and the generated distribution are bounded by $B > 0$. The generator class is defined as*

$$\mathcal{G} = \{g_\theta = \text{NN}(W_g, D_g, \theta) : \|g_\theta\|_2 \leq B, \theta = \{\mathbf{W}_i, \mathbf{b}_i\}_{i=1}^{D_g}\},$$

while discriminators are GroupSort neural networks (i.e., $\mathcal{F} = \mathcal{F}_{GS}$) in the form of (2.6) with constraints (2.7). Further assume that Assumption 3.4 holds for the generator class \mathcal{G} . If the set of parameters $\hat{\theta}_{m,n}$ is obtained from (2.3), then we have the following generalization bound for the generated distribution $\mu_{\hat{\theta}_{m,n}}$,

$$(3.6) \quad \begin{aligned} \mathbb{E} \text{Wass}_1(\mu_{\hat{\theta}_{m,n}}, \nu) &\lesssim W_g^{-2/d} D_g^{-1/d} + B \cdot (m^{-1/2} \log m \vee m^{-1/r}) + B \cdot (n^{-1/2} \log n \vee n^{-1/d}) \\ &\quad + B \cdot (2^{-D_f/(2d^2)} \vee W_f^{-1/(2d^2)}). \end{aligned}$$

Here, \lesssim hides unimportant parameters related to d and r , but independent of the model architecture.

Proof. Similar proof as that for [Theorem 3.8](#) in [subsection 3.4](#). Just let $\widetilde{M} = B$, then we have

$$\mathbb{P}(\|g_\theta(Z)\|_2 \geq \widetilde{M}) = 0 \quad \text{and} \quad \mathbb{P}(\|X\|_2 \geq \widetilde{M}) = 0.$$

Therefore, I_4 in [\(3.16\)](#) is replaced by

$$I_4 \lesssim B \cdot (2^{-D_f/(2d^2)} \vee W_f^{-1/(2d^2)}).$$

In [Theorem 3.8](#), the error bound is undesirable and not strict in the sense of convergence for the numbers of training data m and n , where it suffers from curse of dimensionality. We prefer generalization error bound w.r.t. m and n with $\tilde{\mathcal{O}}(m^{-1/2})$ and $\tilde{\mathcal{O}}(n^{-1/2})$, in deep learning theory literature, while we achieve $\mathcal{O}(m^{-1/r})$ and $\mathcal{O}(n^{-1/d})$ which are undesirable. In the next theorem, we derive a new generalization error bound which is of $\tilde{\mathcal{O}}(m^{-1/2})$ and $\tilde{\mathcal{O}}(n^{-1/2})$, for the obtained generated distribution $\mu_{\hat{\theta}_{m,n}}$. However, we found an interesting phenomenon, we will discuss it just followed by the theorem.

Definition 3.10. For n independent and identically distributed variables X_1, \dots, X_n from ν , the function $F(\nu, n)$ is defined as the expectation of maximal values over those variables. Mathematically,

$$(3.7) \quad F(\nu, n) = \mathbb{E}_{X_1, \dots, X_n \sim \nu} \max\{\|X_1\|_2, \dots, \|X_n\|_2\}.$$

For a bounded distribution ν , $F(\nu, n)$ is bounded and irrelevant with n . If the distribution ν tail decays exponentially, $F(\nu, n)$ is proportional to $\log(n)$. For example, if $\nu = \text{Unif}([0, 1]^r)$, then $F(\nu, n) \leq \sqrt{r}$; for standard gaussian distribution $\nu = \mathcal{N}(\mathbf{0}, \mathbf{I}_r)$, we have $F(\nu, n) \leq \sqrt{2r \cdot \log(2n)}$.

Theorem 3.11 (Generalization bound for GroupSort WGAN in approximating distributions).

Suppose that [Assumption 3.1](#) holds for the target distribution ν (lies on \mathbb{R}^d) and the source distribution π (lies on \mathbb{R}^r). For GANs, the generator class \mathcal{G} is defined in [\(2.4\)](#) while discriminators are GroupSort neural networks (i.e., $\mathcal{F} = \mathcal{F}_{GS}$) in the form of [\(2.6\)](#) with constraints [\(2.7\)](#), i.e., GroupSort WGAN. Further assume that [Assumption 3.4](#) holds for the generator class \mathcal{G} and [Assumption 3.7](#) holds for $s = 2$ and $\widetilde{M} = L \cdot (2^{D_f/(2d^2)} \wedge W_f^{1/(2d^2)})$. If the set of parameters $\hat{\theta}_{m,n}$ is obtained from [\(2.3\)](#), then we have the following generalization bound for the generated distribution $\mu_{\hat{\theta}_{m,n}}$,

$$(3.8) \quad \begin{aligned} \mathbb{E} \text{Wass}_1(\mu_{\hat{\theta}_{m,n}}, \nu) &\lesssim W_g^{-2/d} D_g^{-1/d} + (L \cdot F(\pi, m) + M) \cdot \sqrt{Pdim(\mathcal{F}_{GS} \circ \mathcal{G}) \cdot \frac{\log m}{m}} \\ &\quad + F(\nu, n) \cdot \sqrt{Pdim(\mathcal{F}_{GS}) \cdot \frac{\log n}{n}} + L \cdot (2^{-D_f/(2d^2)} \vee W_f^{-1/(2d^2)}). \end{aligned}$$

Here, \lesssim hides parameters related to d, r and some unimportant universal constants.

Sketch of proof: similar to the proof structure of [Theorem 3.8](#), the generalization error bound is separated into four parts: the approximation error of deep generative networks, convergence of generated samples, convergence of samples from target distributions as well as the approximation of GroupSort neural networks to 1-Lipschitz functions. The first and the

last term are difficult to be improved based on the state of the art results for approximation capabilities of deep generative models and GroupSort neural networks. For the convergence of generated and target samples, [Theorem 3.8](#) utilizes the convergence properties of \mathbf{Wass}_1 in optimal transport while here we adopt the universal convergence for a class of functions in deep learning theory literature. The universal convergence is developed by covering the class by finitely many balls. The techniques, e.g., covering numbers, Rademacher complexity, pseudo-dimension and Dudley's theorem etc. are necessary. For more details, please refer to [subsection 3.5](#).

Note that if the source and the target distributions are bounded or sub-Gaussian, then we have $F(\pi, m) \leq \mathcal{O}(\log m)$ and $F(\nu, n) \leq \mathcal{O}(\log n)$, and thus the generalization error bound is of $\tilde{\mathcal{O}}(m^{-1/2})$ and $\tilde{\mathcal{O}}(n^{-1/2})$ w.r.t. m and n . Although the derived error bound is within our expectation, it is monotonically increasing with pseudo-dimension of \mathcal{F}_{GS} and $\mathcal{F}_{\text{GS}} \circ \mathcal{G}$, which are proportional to the width and depth of neural networks. Interestingly, [\(3.8\)](#) seems to be a contradiction to works from Arora et al. [\[4\]](#) that the quality of generation is improved with stronger discriminators. When discriminators from $\mathcal{F} = \mathcal{F}_{\text{GS}}$ are deep and wide (which implies that $\text{Pdim}(\mathcal{F}_{\text{GS}})$ and $\text{Pdim}(\mathcal{F}_{\text{GS}} \circ \mathcal{G})$ are large), then \mathcal{F}_{GS} is close to the class of 1-Lipschitz functions \mathcal{F}_W and thus [\(3.4\)](#) is a stricter upper bound because it is derived by regarding \mathcal{F}_{GS} as a subset of \mathcal{F}_W . Conversely, if the discriminator is weak, then [\(3.8\)](#) is preferred where the error bound is developed without the 1-Lipschitzness of \mathcal{F}_{GS} because it differs distinctly from \mathcal{F}_W . After all, the derived upper bound does not explicitly represent all behaviors of the exact generalization error with respect to m and n . Similarly, we can extend the Theorem to bounded distributions.

3.3. Proof of Theorem 3.2. For any $\hat{\theta}_{m,n}$ obtained from [\(2.3\)](#), we have

$$\begin{aligned}
& \mathbf{Wass}_1(\mu_{\hat{\theta}_{m,n}}, \nu) \\
&= \sup_{\|f\|_{\text{Lip}} \leq 1} \{ \mathbb{E}_{Z \sim \pi} f(g_{\hat{\theta}_{m,n}}(Z)) - \mathbb{E}_{X \sim \nu} f(X) \} \\
&\leq \sup_{\|f\|_{\text{Lip}} \leq 1} \{ \mathbb{E}_{Z \sim \pi} f(g_{\hat{\theta}_{m,n}}(Z)) - \hat{\mathbb{E}}_{X \sim \nu}^n f(X) \} + \sup_{\|f\|_{\text{Lip}} \leq 1} \{ \hat{\mathbb{E}}_{X \sim \nu}^n f(X) - \mathbb{E}_{X \sim \nu} f(X) \} \\
&\leq \sup_{\|f\|_{\text{Lip}} \leq 1} \{ \mathbb{E}_{Z \sim \pi} f(g_{\hat{\theta}_{m,n}}(Z)) - \hat{\mathbb{E}}_{Z \sim \pi}^m f(g_{\hat{\theta}_{m,n}}(Z)) \} + \sup_{\|f\|_{\text{Lip}} \leq 1} \{ \hat{\mathbb{E}}_{Z \sim \pi}^m f(g_{\hat{\theta}_{m,n}}(Z)) - \hat{\mathbb{E}}_{X \sim \nu}^n f(X) \} \\
&\quad + \sup_{\|f\|_{\text{Lip}} \leq 1} \{ \hat{\mathbb{E}}_{X \sim \nu}^n f(X) - \mathbb{E}_{X \sim \nu} f(X) \} \\
&\leq \sup_{\|f\|_{\text{Lip}} \leq 1} \{ \mathbb{E}_{Z \sim \pi} f(g_{\hat{\theta}_{m,n}}(Z)) - \hat{\mathbb{E}}_{Z \sim \pi}^m f(g_{\hat{\theta}_{m,n}}(Z)) \} + \sup_{\|f\|_{\text{Lip}} \leq 1} \{ \hat{\mathbb{E}}_{Z \sim \pi}^m f(g_{\theta}(Z)) - \hat{\mathbb{E}}_{X \sim \nu}^n f(X) \} \\
&\quad + \sup_{\|f\|_{\text{Lip}} \leq 1} \{ \hat{\mathbb{E}}_{X \sim \nu}^n f(X) - \mathbb{E}_{X \sim \nu} f(X) \} \quad \text{it holds for any } g_{\theta} \in \mathcal{G} \text{ due to } \textcolor{teal}{(2.3)}. \\
&\leq \sup_{\|f\|_{\text{Lip}} \leq 1} \{ \mathbb{E}_{Z \sim \pi} f(g_{\hat{\theta}_{m,n}}(Z)) - \hat{\mathbb{E}}_{Z \sim \pi}^m f(g_{\hat{\theta}_{m,n}}(Z)) \} + \sup_{\|f\|_{\text{Lip}} \leq 1} \{ \hat{\mathbb{E}}_{Z \sim \pi}^m f(g_{\theta}(Z)) - \mathbb{E}_{Z \sim \pi} f(g_{\theta}(Z)) \} \\
&\quad + \sup_{\|f\|_{\text{Lip}} \leq 1} \{ \mathbb{E}_{Z \sim \pi} f(g_{\theta}(Z)) - \mathbb{E}_{X \sim \nu} f(X) \} + 2 \sup_{\|f\|_{\text{Lip}} \leq 1} \{ \mathbb{E}_{X \sim \nu} f(X) - \hat{\mathbb{E}}_{X \sim \nu}^n f(X) \}.
\end{aligned}$$

Note that

$$\begin{aligned}
\mathbf{Wass}_1(\mu_{\hat{\theta}_{m,n}}, \hat{\mu}_{\hat{\theta}_{m,n}}^m) &= \sup_{\|f\|_{\text{Lip}} \leq 1} \{ \mathbb{E}_{Z \sim \pi} f(g_{\hat{\theta}_{m,n}}(Z)) - \hat{\mathbb{E}}_{Z \sim \pi}^m f(g_{\hat{\theta}_{m,n}}(Z)) \}, \\
\mathbf{Wass}_1(\mu_{\theta}, \hat{\mu}_{\theta}^m) &= \sup_{\|f\|_{\text{Lip}} \leq 1} \{ \hat{\mathbb{E}}_{Z \sim \pi}^m f(g_{\theta}(Z)) - \mathbb{E}_{Z \sim \pi} f(g_{\theta}(Z)) \}, \\
\mathbf{Wass}_1(\mu_{\theta}, \nu) &= \sup_{\|f\|_{\text{Lip}} \leq 1} \{ \mathbb{E}_{Z \sim \pi} f(g_{\theta}(Z)) - \mathbb{E}_{X \sim \nu} f(X) \}, \\
\mathbf{Wass}_1(\nu, \hat{\nu}^n) &= \sup_{\|f\|_{\text{Lip}} \leq 1} \{ \mathbb{E}_{X \sim \nu} f(X) - \hat{\mathbb{E}}_{X \sim \nu}^n f(X) \},
\end{aligned}$$

where $\hat{\mu}_{\theta}^m$ (resp. $\hat{\nu}^n$) is an empirical distribution of m (resp. n) i.i.d. samples from μ_{θ} (resp. ν).

Furthermore, since the inequality holds for any $g_{\theta} \in \mathcal{G}$, we have

$$\begin{aligned}
\mathbf{Wass}_1(\mu_{\hat{\theta}_{m,n}}, \nu) &\leq \mathbf{Wass}_1(\mu_{\hat{\theta}_{m,n}}, \hat{\mu}_{\hat{\theta}_{m,n}}^m) + \min_{g_{\theta} \in \mathcal{G}} \{ \mathbf{Wass}_1(\mu_{\theta}, \hat{\mu}_{\theta}^m) + \mathbf{Wass}_1(\mu_{\theta}, \nu) \} + 2\mathbf{Wass}_1(\nu, \hat{\nu}^n) \\
&\leq \max_{g_{\theta} \in \mathcal{G}} \mathbf{Wass}_1(\mu_{\theta}, \hat{\mu}_{\theta}^m) + \min_{g_{\theta} \in \mathcal{G}} \{ \mathbf{Wass}_1(\mu_{\theta}, \hat{\mu}_{\theta}^m) + \mathbf{Wass}_1(\mu_{\theta}, \nu) \} + 2\mathbf{Wass}_1(\nu, \hat{\nu}^n). \blacksquare
\end{aligned}$$

Taking expectations on both m i.i.d. samples of Z from π and n i.i.d. samples of X from ν , we have

$$\begin{aligned}
(3.9) \quad &\mathbb{E} \mathbf{Wass}_1(\mu_{\hat{\theta}_{m,n}}, \nu) \\
&\leq \mathbb{E} \max_{g_{\theta} \in \mathcal{G}} \mathbf{Wass}_1(\mu_{\theta}, \hat{\mu}_{\theta}^m) + \mathbb{E} \min_{g_{\theta} \in \mathcal{G}} \{ \mathbf{Wass}_1(\mu_{\theta}, \hat{\mu}_{\theta}^m) + \mathbf{Wass}_1(\mu_{\theta}, \nu) \} + 2\mathbb{E} \mathbf{Wass}_1(\nu, \hat{\nu}^n) \\
&\leq \mathbb{E} \max_{g_{\theta} \in \mathcal{G}} \mathbf{Wass}_1(\mu_{\theta}, \hat{\mu}_{\theta}^m) + \min_{g_{\theta} \in \mathcal{G}} \{ \mathbb{E} \mathbf{W}_1(\mu_{\theta}, \hat{\mu}_{\theta}^m) + \mathbf{Wass}_1(\mu_{\theta}, \nu) \} + 2\mathbb{E} \mathbf{Wass}_1(\nu, \hat{\nu}^n) \\
&\leq \mathbb{E} \max_{g_{\theta} \in \mathcal{G}} \mathbf{Wass}_1(\mu_{\theta}, \hat{\mu}_{\theta}^m) + \min_{g_{\theta} \in \mathcal{G}} \mathbf{Wass}_1(\mu_{\theta}, \nu) + \max_{g_{\theta} \in \mathcal{G}} \{ \mathbb{E} \mathbf{Wass}_1(\mu_{\theta}, \hat{\mu}_{\theta}^m) \} + 2\mathbb{E} \mathbf{Wass}_1(\nu, \hat{\nu}^n).
\end{aligned}$$

The last inequality holds since

$$\min_{g_{\theta} \in \mathcal{G}} \{ \mathbb{E} \mathbf{Wass}_1(\mu_{\theta}, \hat{\mu}_{\theta}^m) + \mathbf{Wass}_1(\mu_{\theta}, \nu) \} \leq \min_{g_{\theta} \in \mathcal{G}} \mathbf{Wass}_1(\mu_{\theta}, \nu) + \max_{g_{\theta} \in \mathcal{G}} \{ \mathbb{E} \mathbf{Wass}_1(\mu_{\theta}, \hat{\mu}_{\theta}^m) \}.$$

Lemma 3.12 (Convergence in \mathbf{Wass}_1 distance [21]). Consider $\mathcal{F} = \{f : \mathbb{R}^d \rightarrow \mathbb{R} : \|f\|_{\text{Lip}} \leq 1\}$. Assume that the distribution ν satisfies that $M_3 = \mathbb{E}_{X \sim \nu} |X|^3 < \infty$. Then there exists a constant C depending only on M_3 such that

$$\mathbb{E} \mathbf{Wass}_1(\nu, \hat{\nu}^n) \leq C \cdot \begin{cases} n^{-1/2}, & d = 1, \\ n^{-1/2} \log n, & d = 2, \\ n^{-1/d}, & d \geq 3. \end{cases}$$

From Lemma 3.12 and Assumption 3.1, we have that

$$(3.10) \quad \mathbb{E} \mathbf{Wass}_1(\nu, \hat{\nu}^n) \leq C_1 \cdot \begin{cases} n^{-1/2}, & d = 1, \\ n^{-1/2} \log n, & d = 2, \\ n^{-1/d}, & d \geq 3, \end{cases}$$

where constant C_1 depends only on 3-Moment of the target distribution ν (i.e., $M_3(\nu)$), irrelevant to the number of samples and the model architecture.

For any $g_\theta \in \mathcal{G}$, we have

$$\begin{aligned}
 \mathbf{Wass}_1(\mu_\theta, \hat{\mu}_\theta^m) &= \sup_{\|f\|_{\text{Lip}} \leq 1} \{ \mathbb{E}_{Z \in \pi} f(g_\theta(Z)) - \hat{\mathbb{E}}_{Z \in \pi}^m f(g_\theta(Z)) \} \\
 (3.11) \quad &\leq \sup_{\|f\|_{\text{Lip}} \leq L} \{ \mathbb{E}_{Z \in \pi} f(Z) - \hat{\mathbb{E}}_{Z \in \pi}^m f(Z) \} \\
 &= L \cdot \mathbf{Wass}_1(\pi, \hat{\pi}^m).
 \end{aligned}$$

The inequality holds because for any $g_\theta \in \mathcal{G}$, $\|g_\theta\|_{\text{Lip}} \leq L$, then $f \circ g_\theta$ is also L -Lipschitz given that f is 1-Lipschitz. Similarly, we have

$$(3.12) \quad \mathbb{E} \mathbf{Wass}_1(\pi, \hat{\pi}^m) \leq C_2 \cdot \begin{cases} m^{-1/2}, & r = 1, \\ m^{-1/2} \log m, & r = 2, \\ m^{-1/r}, & r \geq 3, \end{cases}$$

where constant C_2 depends only on 3-Moment of the target distribution π (i.e., $M_3(\pi)$), irrelevant to the number of samples. Combining (3.9), (3.10), (3.11) and (3.12), we complete the proof of Theorem 3.2.

3.4. Proof of Theorem 3.8.

Proposition 3.13 (Lemma 1, [26]). *Assume that Assumption 3.6 is satisfied. Then, for any $k \geq 2$ (k is the group size for GroupSort activation functions in (2.6)), \mathcal{F}_{GS} defined in (2.8) is a subset of 1-Lipschitz functions defined on \mathbb{R}^d , i.e. $\mathcal{F}_{GS} \subseteq \mathcal{F}_W$.*

For any $f \in \mathcal{F}_W = \{f : \|f\|_{\text{Lip}} \leq 1\}$, suppose that $g_{\hat{\theta}_{m,n}}$ is obtained from (2.3), we have

$$\begin{aligned}
 &\mathbb{E}_{Z \sim \pi} f(g_{\hat{\theta}_{m,n}}(Z)) - \mathbb{E}_{X \sim \nu} f(X) \\
 &= \mathbb{E}_{Z \sim \pi} f(g_{\hat{\theta}_{m,n}}(Z)) - \mathbb{E}_{Z \sim \pi} f_\alpha(g_{\hat{\theta}_{m,n}}(Z)) + \mathbb{E}_{Z \sim \pi} f_\alpha(g_{\hat{\theta}_{m,n}}(Z)) - \hat{\mathbb{E}}_{Z \sim \pi}^m f_\alpha(g_{\hat{\theta}_{m,n}}(Z)) \\
 &\quad + \hat{\mathbb{E}}_{Z \sim \pi}^m f_\alpha(g_{\hat{\theta}_{m,n}}(Z)) - \hat{\mathbb{E}}_{X \sim \nu}^n f_\alpha(X) + \hat{\mathbb{E}}_{X \sim \nu}^n f_\alpha(X) - \mathbb{E}_{X \sim \nu} f_\alpha(X) + \mathbb{E}_{X \sim \nu} f_\alpha(X) - \mathbb{E}_{X \sim \nu} f(X) \\
 &\leq \min_{f_\alpha \in \mathcal{F}} \left\{ \mathbb{E}_{Z \sim \pi} f(g_{\hat{\theta}_{m,n}}(Z)) - \mathbb{E}_{Z \sim \pi} f_\alpha(g_{\hat{\theta}_{m,n}}(Z)) + \mathbb{E}_{X \sim \nu} f_\alpha(X) - \mathbb{E}_{X \sim \nu} f(X) \right\} \\
 &\quad + \max_{f_\alpha \in \mathcal{F}} \left\{ \mathbb{E}_{Z \sim \pi} f_\alpha(g_{\hat{\theta}_{m,n}}(Z)) - \hat{\mathbb{E}}_{Z \sim \pi}^m f_\alpha(g_{\hat{\theta}_{m,n}}(Z)) + \hat{\mathbb{E}}_{X \sim \nu}^n f_\alpha(X) - \mathbb{E}_{X \sim \nu} f_\alpha(X) \right\} \\
 &\quad + \max_{f_\alpha \in \mathcal{F}} \left\{ \hat{\mathbb{E}}_{Z \sim \pi}^m f_\alpha(g_{\hat{\theta}_{m,n}}(Z)) - \hat{\mathbb{E}}_{X \sim \nu}^n f_\alpha(X) \right\} \\
 &\leq \max_{f_\alpha \in \mathcal{F}} \left\{ \mathbb{E}_{Z \sim \pi} f_\alpha(g_{\hat{\theta}_{m,n}}(Z)) - \hat{\mathbb{E}}_{Z \sim \pi}^m f_\alpha(g_{\hat{\theta}_{m,n}}(Z)) \right\} + \max_{f_\alpha \in \mathcal{F}} \left\{ \hat{\mathbb{E}}_{X \sim \nu}^n f_\alpha(X) - \mathbb{E}_{X \sim \nu} f_\alpha(X) \right\} \\
 &\quad + \max_{f_\alpha \in \mathcal{F}} \left\{ \hat{\mathbb{E}}_{Z \sim \pi}^m f_\alpha(g_{\hat{\theta}_{m,n}}(Z)) - \hat{\mathbb{E}}_{X \sim \nu}^n f_\alpha(X) \right\} \\
 &\quad + \min_{f_\alpha \in \mathcal{F}} \left\{ \mathbb{E}_{Z \sim \pi} f(g_{\hat{\theta}_{m,n}}(Z)) - \mathbb{E}_{Z \sim \pi} f_\alpha(g_{\hat{\theta}_{m,n}}(Z)) + \mathbb{E}_{X \sim \nu} f_\alpha(X) - \mathbb{E}_{X \sim \nu} f(X) \right\} \\
 &=: I_1 + I_2 + I_3 + I_4,
 \end{aligned}$$

$$\begin{aligned}
I_1 &\leq \mathbf{Wass}_1(\mu_{\hat{\theta}_{m,n}}, \hat{\mu}_{\hat{\theta}_{m,n}}^m) \leq \max_{g_\theta \in \mathcal{G}} \mathbf{Wass}_1(\mu_\theta, \hat{\mu}_\theta^m), \\
I_2 &\leq \mathbf{Wass}_1(\nu, \hat{\nu}^n), \\
I_3 &= \max_{f_\alpha \in \mathcal{F}} \{ \hat{\mathbb{E}}_{Z \sim \pi}^m f_\alpha(g_{\hat{\theta}_{m,n}}(Z)) - \hat{\mathbb{E}}_{X \sim \nu}^n f_\alpha(X) \} \\
&\leq \max_{f_\alpha \in \mathcal{F}} \{ \hat{\mathbb{E}}_{Z \sim \pi}^m f_\alpha(g_\theta(Z)) - \hat{\mathbb{E}}_{X \sim \nu}^n f_\alpha(X) \} \quad \text{it holds for all } g_\theta \in \mathcal{G} \\
&\leq \max_{f_\alpha \in \mathcal{F}} \{ \hat{\mathbb{E}}_{Z \sim \pi}^m f_\alpha(g_\theta(Z)) - \mathbb{E}_{Z \sim \pi} f_\alpha(g_\theta(Z)) + \mathbb{E}_{Z \sim \pi} f_\alpha(g_\theta(Z)) - \mathbb{E}_{X \sim \nu} f_\alpha(X) \\
&\quad + \mathbb{E}_{X \sim \nu} f_\alpha(X) - \hat{\mathbb{E}}_{X \sim \nu}^n f_\alpha(X) \},
\end{aligned}$$

\Rightarrow

$$\begin{aligned}
I_3 &\leq \min_{g_\theta \in \mathcal{G}} \sup_{\|f\|_{\text{Lip}} \leq 1} \{ \hat{\mathbb{E}}_{Z \sim \pi}^m f(g_\theta(Z)) - \mathbb{E}_{Z \sim \pi} f(g_\theta(Z)) + \mathbb{E}_{Z \sim \pi} f(g_\theta(Z)) - \mathbb{E}_{X \sim \nu} f(X) \} + \mathbf{Wass}_1(\nu, \hat{\nu}^n) \\
&\leq \min_{g_\theta \in \mathcal{G}} \mathbf{Wass}_1(\mu_\theta, \nu) + \max_{g_\theta \in \mathcal{G}} \mathbf{Wass}_1(\mu_\theta, \hat{\mu}_\theta^m) + \mathbf{Wass}_1(\nu, \hat{\nu}^n), \\
I_4 &= \min_{f_\alpha \in \mathcal{F}} \left\{ \mathbb{E}_{Z \sim \pi} f(g_{\hat{\theta}_{m,n}}(Z)) - \mathbb{E}_{Z \sim \pi} f_\alpha(g_{\hat{\theta}_{m,n}}(Z)) + \mathbb{E}_{X \sim \nu} f_\alpha(X) - \mathbb{E}_{X \sim \nu} f(X) \right\} \\
&\leq \min_{f_\alpha \in \mathcal{F}} \left\{ \|f - f_\alpha\|_{L^\infty([- \widetilde{M}, \widetilde{M}]^d)} \cdot \left(\mathbb{P} \left(\|g_{\hat{\theta}_{m,n}}(Z)\|_2 \leq \widetilde{M} \right) + \mathbb{P} \left(\|X\|_2 \leq \widetilde{M} \right) \right) \right. \\
&\quad + \mathbb{E}_{Z \sim \pi} [(f(g_{\hat{\theta}_{m,n}}(Z)) - f_\alpha(g_{\hat{\theta}_{m,n}}(Z))) \cdot \mathbb{I}(\|g_{\hat{\theta}_{m,n}}(Z)\|_2 \geq \widetilde{M})] \\
&\quad \left. + \mathbb{E}_{X \sim \nu} [f_\alpha(X) - f(X)] \cdot \mathbb{I}(\|X\|_2 \leq \widetilde{M}) \right\},
\end{aligned}$$

where $\mathbb{I}(\cdot)$ is an indicator function. For a fixed $f \in \{f : \|f\|_{\text{Lip}} \leq 1\}$, suppose that $\min_{f_\alpha \in \mathcal{F}} \|f - f_\alpha\|_{L^\infty([- \widetilde{M}, \widetilde{M}])} \leq 1$. If $f(0) = 0$ and is a 1-Lipschitz function, then we have $|f_\alpha(0)| \leq 1$ and

$$\begin{aligned}
\|f(X)\|_\infty &\leq \|X\|_2, \\
\|f_\alpha(X)\|_\infty &\leq \|X\|_2 + |f_\alpha(0)| \leq \|X\|_2 + 1.
\end{aligned}$$

Based on [Assumption 3.7](#), we have

$$\begin{aligned}
(3.13) \quad &\mathbb{E}_{Z \sim \pi} [(f(g_{\hat{\theta}_{m,n}}(Z)) - f_\alpha(g_{\hat{\theta}_{m,n}}(Z))) \cdot \mathbb{I}(\|g_{\hat{\theta}_{m,n}}(Z)\|_2 \geq \widetilde{M})] + \mathbb{E}_{X \sim \nu} [f_\alpha(X) - f(X)] \cdot \mathbb{I}(\|X\|_2 \geq \widetilde{M}) \\
&\lesssim L^s \widetilde{M}^{-s+1},
\end{aligned}$$

where \lesssim hides unimportant constant parameters. The next Lemma mainly discuss the approximation capabilities of GroupSort neural networks to 1-Lipschitz functions. The GroupSort neural network can approximate any 1-Lipschitz functions arbitrarily well on a compact set, if it is wide and deep enough.

Lemma 3.14 (Theorem 2, [26]). *Let $d \geq 2$, and the group size $k = 2$. For any 1-Lipschitz function f defined on $[-\widetilde{M}, \widetilde{M}]^d$, there exists a GroupSort neural network f_α of form (2.6) with depth D_f and width W_f such that*

$$(3.14) \quad \|f - f_\alpha\|_{L^\infty([-\widetilde{M}, \widetilde{M}]^d)} \lesssim \widetilde{M} \cdot \sqrt{d} \cdot (2^{-D_f/(d^2)} \vee W_f^{-1/d^2}).$$

Proof. For any 1-Lipschitz function f defined on $[-\widetilde{M}, \widetilde{M}]^d$, we can find a 1-Lipschitz function h defined on $[0, 1]^d$ satisfying

$$f(x) = 2\widetilde{M} \cdot h\left(\frac{x}{2\widetilde{M}} + \frac{1}{2}\right).$$

By Theorem 2 in [26], there exists a GroupSort neural network h_α of form (2.6) such that

$$\|h_\alpha - h\|_{L^\infty([0, 1]^d)} \leq \sqrt{d} \cdot (2^{-D_f/(d^2)} \vee W_f^{-1/d^2}).$$

Let

$$f_\alpha = 2\widetilde{M} \cdot h_\alpha\left(\frac{x}{2\widetilde{M}} + \frac{1}{2}\right) \in \mathcal{F}_{GS}.$$

Therefore,

$$\|f - f_\alpha\|_{L^\infty([-\widetilde{M}, \widetilde{M}]^d)} \leq 2\widetilde{M} \cdot \|h - h_\alpha\|_{L^\infty([0, 1]^d)} \lesssim \widetilde{M} \cdot \sqrt{d} \cdot (2^{-D_f/d^2} \vee W_f^{-1/d^2}).$$

Since the probability is less than or equal to 1, for the above f , we have

$$(3.15) \quad I_4 \lesssim \widetilde{M} \cdot (2^{-D_f/(Cd^2)} \vee W_f^{-1/d^2}) + L^s \widetilde{M}^{-(s-1)}.$$

Here, we omit unimportant parameters related to d . Letting $\widetilde{M} = L \cdot (2^{D_f/(sd^2)} \wedge W_f^{1/sd^2})$ and $s = 2$, we have

$$(3.16) \quad I_4 \lesssim L \cdot (2^{-D_f/(2d^2)} \vee W_f^{-1/(2d^2)}).$$

Then,

$$(3.17) \quad \begin{aligned} & \mathbf{Wass}_1(\mu_{\hat{\theta}_{m,n}}, \nu) \\ &= \sup_{\|f\|_{\text{Lip}} \leq 1} \{\mathbb{E}_{Z \sim \pi} f(g_{\hat{\theta}_{m,n}}(Z)) - \mathbb{E}_{X \sim \nu} f(X)\} \leq I_1 + I_2 + I_3 + I_4 \\ &\leq \min_{g_\theta \in \mathcal{G}} \mathbf{Wass}_1(\mu_\theta, \nu) + 2 \max_{g_\theta \in \mathcal{G}} \mathbf{Wass}_1(\mu_\theta, \hat{\mu}_\theta^m) + 2\mathbf{Wass}_1(\nu, \hat{\nu}^n) + I_4 \end{aligned}$$

To make use of the bound (3.16) for I_4 , we need to prove that there exists a 1-Lipschitz function f with $f(0) = 0$ that maximizes the term $\mathbb{E}_{Z \sim \pi} f(g_{\hat{\theta}_{m,n}}(Z)) - \mathbb{E}_{X \sim \nu} f(X)$. Suppose that f' is one of the maximizers, then $f' - f'(0)$ also maximizes $\mathbb{E}_{Z \sim \pi} f(g_{\hat{\theta}_{m,n}}(Z)) - \mathbb{E}_{X \sim \nu} f(X)$ and this finishes the proof.

Taking expectations on two sides of (3.17) and combining it with (3.9), (3.10), (3.11), (3.12) and (3.16), we obtain (3.4).

Remark 3.15. The above analysis implies that

$$\sup_{\|f\|_{\text{Lip}} \leq 1} \mathbb{E}_{Z \sim \pi} f(g_\theta(Z)) - \mathbb{E}_{X \sim \nu} f(X) = \sup_{\|f\|_{\text{Lip}} \leq 1, f(0)=0} \mathbb{E}_{Z \sim \pi} f(g_\theta(Z)) - \mathbb{E}_{X \sim \nu} f(X).$$

If f is 1-Lipschitz and $f(0) = 0$, then $\|f(X)\|_2 \leq \sqrt{d} \cdot \widetilde{M}$ on $[-\widetilde{M}, \widetilde{M}]^d$. The bounded function class defined on the compact domain $[-\widetilde{M}, \widetilde{M}]^d$ is more easier to be approximated.

3.5. Proof of Theorem 3.11. The proof for Theorem 3.11 mainly consists of deriving new error bounds for I_1 and I_2 due to the finite capacity of \mathcal{F}_{GS} . To fully understand the details, some definitions (e.g., covering balls, covering numbers, Rademacher complexity, pseudo-dimension, etc.) and theorems (e.g., Dudley's theorem, etc.) are required. Please refer to [23] for details of these basic tools.

We use $\mathcal{R}_{\mathcal{S}}(\mathcal{F})$ and $\mathcal{R}_n(\mathcal{F})$ to denote the empirical Rademacher complexity of the function space \mathcal{F} on the independent and identically distributed data $\mathcal{S} = \{X_1, \dots, X_n\}$ and the corresponding Rademacher complexity with $\mathcal{R}_n(\mathcal{F}) = \mathbb{E}_{\mathcal{S}} \mathcal{R}_{\mathcal{S}}(\mathcal{F})$ respectively. Here, the empirical Rademacher complexity is defined as

$$\mathcal{R}_{\mathcal{S}}(\mathcal{F}) := \mathbb{E}_{\epsilon} \sup_{f \in \mathcal{F}} \frac{1}{n} \sum_{i=1}^n \epsilon_i f(X_i),$$

where $\epsilon = (\epsilon_1, \dots, \epsilon_n)$ are i.i.d. Rademacher random variables. The next three lemmas show that the generalization error is bounded by the Rademacher complexity of the function class and then is further controlled by the pseudo-dimension.

Lemma 3.16 (Translating the generalization error to the Rademacher complexity). *Let $\mathcal{S} = \{X_1, \dots, X_n\}$ be a set of n i.i.d. samples, then we have*

$$\mathbb{E}_{\mathcal{S}} \left[\sup_{f \in \mathcal{F}} \left[\frac{1}{n} \sum_{i=1}^n f(X_i) - \mathbb{E}_X [f(X)] \right] \right] \leq 2\mathcal{R}_n(\mathcal{F}).$$

For more details of Lemma 3.16, please see Theorem 4.13 in [23]. The following Dudley's Theorem (Theorem 4.26 in [23]) is useful in deep learning theory literature that it connects the covering number to the Rademacher complexity.

Lemma 3.17 (Translating the Rademacher complexity to the covering number, Dudley's Theorem). *If \mathcal{F} is a function class from $\mathcal{X} \rightarrow \mathbb{R}$, where \mathcal{S} is sampled from \mathcal{X} . For $B > 0$, we assume that $\max_i |f(X_i)| \leq B$ for all $f \in \mathcal{F}$. Then,*

$$(3.18) \quad R_{\mathcal{S}}(\mathcal{F}) \leq 12 \int_0^B \sqrt{\frac{\log N(\epsilon, \mathcal{F}, \|\cdot\|_{2,n})}{n}} d\epsilon,$$

where $\|f\|_n = \sqrt{\frac{1}{n} \sum_{i=1}^n (f(X_i))^2}$ and $N(\epsilon, \mathcal{F}, \|\cdot\|_{2,n})$ is the covering number for \mathcal{F} with radius ϵ and metric $\|\cdot\|_{2,n}$.

Lemma 3.18 (Translating the covering number to the pseudo-dimension [2]). *For $B > 0$, assume that for all $f \in \mathcal{F}$, we have $\max_i |f(X_i)| \leq B$. Define the metric $\|\cdot\|_{\infty,n}$ as $\|f\|_{\infty,n} = \max_{i \in \{1, \dots, n\}} |f(X_i)|$. Then,*

$$(3.19) \quad N(\epsilon, \mathcal{F}, \|\cdot\|_{\infty,n}) \leq \left(\frac{2eB \cdot n}{\epsilon \cdot \text{Pdim}(\mathcal{F})} \right)^{\text{Pdim}(\mathcal{F})}$$

for any $\epsilon > 0$, where $\text{Pdim}(\mathcal{F})$ denotes the pseudo-dimension of \mathcal{F} and $N(\epsilon, \mathcal{F}, \|\cdot\|_{\infty,n})$ is the covering number for \mathcal{F} with radius ϵ and metric $\|\cdot\|_{\infty,n}$.

Obviously $N(\epsilon, \mathcal{F}, \|\cdot\|_{2,n}) \leq N(\epsilon, \mathcal{F}, \|\cdot\|_{\infty,n})$, since $\|f\|_{2,n} \leq \|f\|_{\infty,n}$ for all $f \in \mathcal{F}$. Therefore,

$$(3.20) \quad \log N(\epsilon, \mathcal{F}, \|\cdot\|_{2,n}) \leq \text{Pdim}(\mathcal{F}) \cdot \log \left(\frac{2eB \cdot n}{\epsilon \cdot \text{Pdim}(\mathcal{F})} \right) \leq \text{Pdim}(\mathcal{F}) \cdot \log \left(\frac{2eB \cdot n}{\epsilon} \right),$$

where the last inequality comes from $\text{Pdim}(\mathcal{F}) \geq 1$.

Combining with (3.18) and (3.20), we have

$$\begin{aligned} R_S(\mathcal{F}) &\leq 12 \int_0^B \sqrt{\frac{\text{Pdim}(\mathcal{F})}{n} \cdot \log \left(\frac{2eB \cdot n}{\epsilon} \right)} d\epsilon \leq 12B \int_0^1 \sqrt{\frac{\text{Pdim}(\mathcal{F})}{n} \cdot \log \left(\frac{2e \cdot n}{\epsilon} \right)} d\epsilon \\ &\leq 12B \int_0^1 \sqrt{\frac{\text{Pdim}(\mathcal{F})}{n}} \cdot \left(\sqrt{\log(2e) + \log n} + \sqrt{\log \left(\frac{1}{\epsilon} \right)} \right) d\epsilon \\ &\leq 12B \int_0^1 \sqrt{\frac{\text{Pdim}(\mathcal{F})}{n}} \cdot \left(\sqrt{\log(2e) + \log n} + 1 \right) d\epsilon \\ &\leq 12BC_0 \cdot \sqrt{\frac{\text{Pdim}(\mathcal{F}) \cdot \log n}{n}}, \end{aligned}$$

where the constant C_0 satisfies $\sqrt{\log(2e) + \log n} + 1 \leq C_0 \cdot \sqrt{\log n}$ and $C_0 \approx 1$ if $\log n \gg 1$. Equipped with those results, we have

$$\begin{aligned} \mathbb{E}I_1 &= \mathbb{E} \max_{f_\alpha \in \mathcal{F}_{\text{GS}}} \left\{ \mathbb{E}_{Z \sim \pi} f(g_{\hat{\theta}_{m,n}}(Z)) - \hat{\mathbb{E}}_{Z \sim \pi}^m f(g_{\hat{\theta}_{m,n}}(Z)) \right\} \\ (3.21) \quad &\leq \mathbb{E} \max_{f_\alpha, g_\theta \in \mathcal{F}_{\text{GS}} \circ \mathcal{G}} \left\{ \mathbb{E}_{Z \sim \pi} f(g_\theta(Z)) - \hat{\mathbb{E}}_{Z \sim \pi}^m f(g_\theta(Z)) \right\} \leq 2\mathcal{R}_m(\mathcal{F}_{\text{GS}} \circ \mathcal{G}) \\ &\leq 24C_0 \cdot (L \cdot F(\pi, m) + M) \cdot \sqrt{\frac{\text{Pdim}(\mathcal{F}_{\text{GS}} \circ \mathcal{G}) \cdot \log m}{m}}. \end{aligned}$$

Similarly,

$$\begin{aligned} \mathbb{E}I_2 &= \mathbb{E} \max_{f_\alpha \in \mathcal{F}} \left\{ \hat{\mathbb{E}}_{X \sim \nu}^n f(X) - \mathbb{E}_{X \sim \nu} f(X) \right\} \leq 2\mathcal{R}_n(\mathcal{F}_{\text{GS}}) \\ (3.22) \quad &\leq 24C_0 \cdot F(\nu, n) \cdot \sqrt{\frac{\text{Pdim}(\mathcal{F}_{\text{GS}}) \cdot \log n}{n}}, \end{aligned}$$

which completes the proof.

4. Experiments. Our theoretical analysis in Section 3 conveys that with sufficient training data as well as the proper choice of depth and width of generators and discriminators, WGAN can approximate target distributions in Wasserstein-1 distance. In this section, both synthetic (Swiss roll) and actual (MNIST) datasets are utilized to verify our theoretical results. Although we derive the upper bound for $\mathbf{Wass}_1(\mu_{\hat{\theta}_{m,n}}, \nu)$, numerical experiments confirm the consistence between the upper bounds and the actual Wasserstein-1 distances, at least in the trend.

The estimated Wasserstein distances between the target distributions and the generated distributions are computed by POT package [13] on 10,000 samples. For each experiment, we repeat six times and calculate the averaged Wasserstein distance to represent the expected value. For computational efficiency, mini-batch SGD is adopted rather than updating on the whole dataset. Moreover, we generate noise at each iteration step because of its availability and cheapness. The features of our interest are the number of training data (denoted as n , consistent with those in theoretical analysis), as well as width (W_g and W_f , respectively) and depth (D_g and D_f , respectively) of both the generator and the discriminator. A relaxed (proximal) constraints on the parameters are adopted [1, 26]. Similarly, we use the Bjorck orthonormalization method to constrain parameters to be unit in $\|\cdot\|_2$ norm. For more details of Bjorck orthonormalization, please refer to [7, 1].

4.1. Synthetic Dataset (Swiss Roll). To show the approximation of WGAN to data lying on low dimensional manifolds, we adopt the 2-dimensional swiss roll (lies on an 1-dimensional manifold) as synthetic data in this subsection. Swiss roll curve are sampled from $(x, y) \sim (z \cdot \cos(4\pi z), z \cdot \sin(4\pi z))$; $z \sim \text{Uniform}([0.25, 1])$.

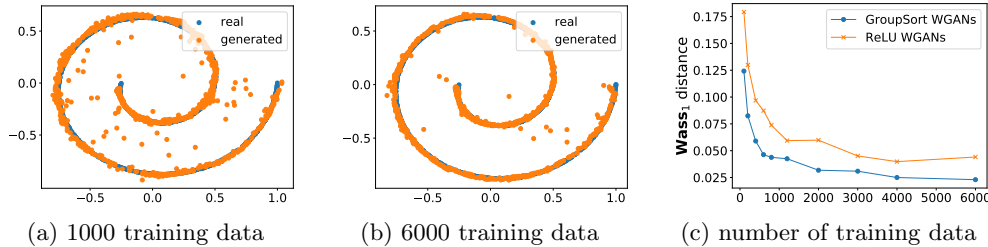


Figure 1: (GroupSort Neural Network as a Discriminator) Visualized real data and generated data with (a) 1000 and (b) 6000 samples for training respectively; (c) The \mathbf{Wass}_1 distance between the generated distribution and the real distribution with different numbers of training data. Both the generator and the discriminator are fixed of width 30 and depth 2.

To improve the convergence and stability of the generator and the discriminator, they are trained by Adam with default hyperparameters (listed in Table 1 in Appendix B) for 50 thousand iterations. For each iteration, we first update the discriminator for 5 times and then update the generator only once. Figure 1 shows the relation between the approximation of the generated distribution and the number of training data. Trained on 1000 synthetic samples, the generator is able to generate fake data that are close enough to the real data. Moreover,

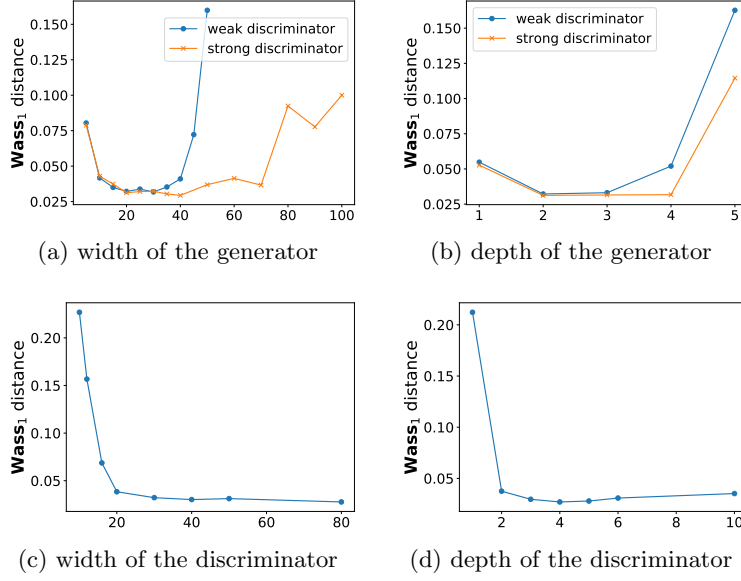


Figure 2: (GroupSort Neural Network as a Discriminator) The W_{ass}_1 distance between the generated distributions and the real distributions with respect to (a) W_g using a strong discriminator $(D_f, W_f) = (2, 50)$ and a weak discriminator $(D_f, W_f) = (2, 30)$; (b) D_g using a strong discriminator $(D_f, W_f) = (2, 50)$ and a weak discriminator $(D_f, W_f) = (2, 30)$; (c) W_f using a generator $(D_g, W_g) = (2, 20)$; (d) D_f using a generator $(D_g, W_g) = (2, 20)$.

with more training data (e.g., 6000 samples), the generated distribution approximates the target distribution better. Only very rare generated points stay away from the swiss roll curve. The curve in Figure 1c suggests that the approximation of the generated distribution improves with increasing number of training data. When $n = 100$, the training is unstable and fails as in this case $W_{ass}_1(\hat{\nu}, \nu)$ dominates the total error and its variance (is of $O(\frac{1}{n})$ [11, 6]) causes the instability of numerical results. When $n \geq 2000$, the estimated W_{ass}_1 distance moves smoothly due to the fact that dominant terms of the error come from the generator and the discriminator.

In Figure 2, we investigate the effect of width and depth of the generator and discriminator on learning target distribution. Here the number of training data are fixed at $n = 2000$. In Figure 2a, we observe that when the width of the generator increases, the W_{ass}_1 distance first decreases, keep about the same in a flat region, and then increases again. The capacity of the generator cannot improve the approximation results where the dominant error comes from the capacity of the discriminator and the limited number of training data. It is interesting to note that the W_{ass}_1 distance increases significantly when a weak discriminator is used. It also illustrates the importance and high requirements of the discriminator in GANs. In Figure 2b, similar results are also achieved that overly deep generators will cause worse approximation. Combining with Figure 2a and Figure 2b, they confirmed our conclusion that overly deep and wide (high capacity) generators may cause worse results (after training) than low capacity

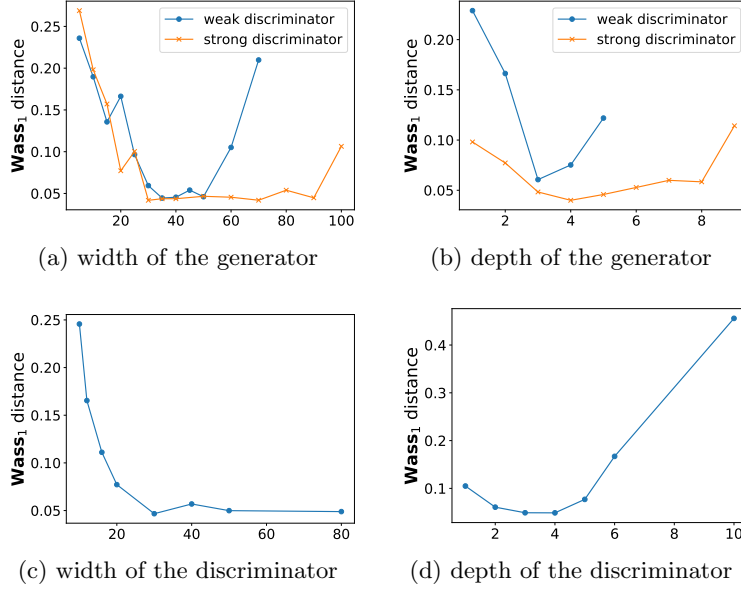


Figure 3: (ReLU Neural Network as a Discriminator) The W_{ass_1} distance between the generated distribution and the real distribution with respect to (a) different numbers of training data; (b) W_g using a strong discriminator $(D_f, W_f) = (2, 50)$ and a weak discriminator $(D_f, W_f) = (2, 30)$; (c) D_g using a strong discriminator $(D_f, W_f) = (2, 50)$ and a weak discriminator $(D_f, W_f) = (2, 30)$; (d) W_f using a generator $(D_g, W_g) = (2, 20)$; (e) D_f using a generator $(D_g, W_g) = (2, 20)$.

generators if discriminators are not strong enough. In Figure 2c and Figure 2d, we fix a generator with $(W_g, D_g) = (20, 2)$. It is clear that the growing capacity of the discriminator improves the approximation of WGAN which is consistent with our theoretical error bound results.

Figure 3 shows the experimental results for ReLU WGAN with clipping (original WGAN). The experimental setting is the same as in Figure 1 and Figure 2. Hyperparameters are listed in Table 2 in Appendix B. We see from Figure 3 that the results are similar to Figure 1 and Figure 2. However, we have the following observations from Figure 1(c) and Figure 3. (i) The W_{ass_1} distance by using GroupSort neural network is smaller than that by using ReLU neural network. (ii) Similar to the results in Figure 2a, the capacity of the generator cannot improve the approximation results, and overly deep and wide (high capacity) generators cause worse results (after training) than low capacity generators if discriminators are not strong enough. (iii) One striking difference lies in the results of varying depth of the discriminator. Deep ReLU discriminators lead to training failure. It can be explained by the results in [29] that although ReLU feed-forward neural networks can approximate any 1-Lipschitz functions, their parameters cannot be constrained. More precisely, the clipping operation which constrains the norm of parameters breaks the capacity of the ReLU discriminator whose activation

functions do not preserve norms. That is one of the main reasons why the convergence and generalization of WGAN with ReLU activation functions have not been proven before. The main contribution of this paper is to overcome this problem and establish generalization and convergence properties of WGAN with Groupsort neural networks under mild conditions.

4.2. MNIST Dataset. Although there are no explicit probability distributions defined on MNIST data, empirical results show the consistency between our theory and the practise on MNIST dataset. The MNIST data consisting of 60,000 images are defined on $[-1,1]$ after scaling, meaning that they come from a bounded distribution. Therefore, [Assumption 3.7](#) for the target distribution is automatically satisfied. For image data, we apply tanh activation function to the output layer for its ability of monotonically mapping real numbers to $[-1, 1]$. The selections of hyperparameters are listed in [Table 3](#) in [Appendix B](#). We use PCA to reduce the dimension of the image data (to 50 dimension) and then calculate the \mathbf{Wass}_1 distance. As are shown in [Figure 4](#), the numerical results on MNIST dataset are similar to that of on synthetic dataset (Swiss Roll). The rise of \mathbf{Wass}_1 distance in [Figure 4a](#) and [Figure 4b](#) may be mainly due to the violation of the assumption $L = (W_g \cdot \Gamma)^{D_g} \ll m^{1/r}$ and $L = (W_g \cdot \Gamma)^{D_g} \ll (2^{D_f/(2d^2)} \wedge W_f^{1/(2d^2)})$. It implies that overly deep and wide (high capacity) generators cause worse results (after training) than low capacity generators if discriminators are not strong enough. Some visualized results are placed in [Appendix C](#).

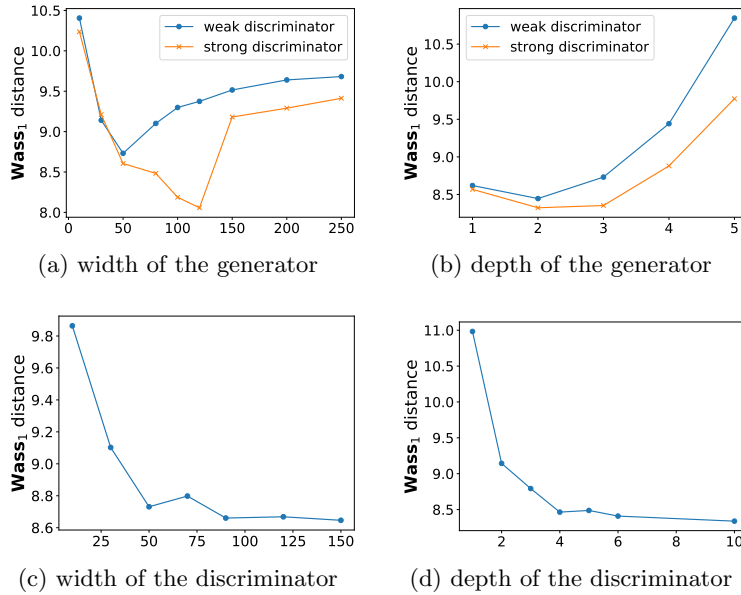


Figure 4: (GroupSort Neural Network as a Discriminator) The \mathbf{Wass}_1 distance between the generated distributions and the real distributions with respect to (a) W_g using a strong discriminator $(D_f, W_f) = (3, 100)$ and a weak discriminator $(D_f, W_f) = (3, 50)$; (b) D_g using a strong discriminator $(D_f, W_f) = (3, 50)$ and a weak discriminator $(D_f, W_f) = (4, 100)$; (c) W_f using a generator $(D_g, W_g) = (3, 50)$; (d) D_f using a generator $(D_g, W_g) = (3, 50)$.

5. Conclusion. We present an explicit error bound for the approximation of WGAN (with GroupSort neural networks as discriminators) in Wasserstein distance. We show that with sufficient training samples, for generators and discriminators with proper choice of width and depth (satisfying conditions in [Theorem 3.8](#)), the GroupSort WGAN can approximate distributions well. The error comes from finite number of samples, the capacity of generators as well as the approximation of discriminators to 1-Lipschitz functions. It shows strict requirements for the capacity of discriminators, especially for their width. More importantly, overly deep and wide (high capacity) generators may cause worse results than low capacity generators if discriminators are not strong enough. Numerical results shown in [section 4](#) further confirm our theoretical analysis.

The theoretical results also provide some numerical insights. Without considering the computation power, large numbers of training data, strong discriminators and generators are desired in training GANs. Moreover, proper regularizations for generators are necessary.

Appendix A. Grouping Size of GroupSort Neural Networks. Here, we extend the Theorem 2 and 3 in [\[26\]](#) to the following Theorem to show that group size contributes to approximation capabilities of group sort neural networks theoretically.

Theorem A.1 (Approximation of GroupSort neural networks to 1-Lipschitz functions). *For any 1-Lipschitz function f defined on $[-M_u, M_u]^d$, there exists $f_\alpha \in \mathcal{F}_{GS}$ with grouping size k , $D_f = n + 1$ and $W_f = k^n$, such that $\|f_\alpha - f\|_{L^\infty([-M_u, M_u]^d)} \leq 2M_u \cdot \epsilon$, where $\epsilon = 2\sqrt{d} \cdot W_f^{-1/d^2}$. Furthermore, let $k = \sqrt{W_f}$ and $D_f = 3$, then $\|f_\alpha - f\|_{L^\infty([-M_u, M_u]^d)} \leq 2M_u \cdot \epsilon$.*

Note the the error $\epsilon = \mathcal{O}(W_f^{-1/d^2})$ with group size $k = \sqrt{W_f}$ and $\epsilon = \mathcal{O}(2^{-D_f/d^2} \vee W_f^{-1/d^2})$ with $k = 2$ theoretically imply that large group size cannot reduce the error to be lower than $\mathcal{O}(W_f^{-1/d^2})$ for deep group sort neural networks. Although theoretical results recommend to use larger group size in group sort neural networks, empirical results in [\[1\]](#) show slight improvement of group sort neural networks with larger group sizes and they exactly outperform ReLU neural networks by a large margin. Group sort neural networks work well with group size of 2 and group size is not that essential empirically. Moreover, it is more convenient to fix the group size to be 2 since width W_f must be a multiple of the group size.

Appendix B. Hyperparameters for Numerical Experiments. Here, we provide detailed hyperparameters in numerical experiments.

Table 1: Hyperparameters used for training (GroupSort) WGANs on the Synthetic Dataset (Swiss Roll).

Operation	Features
Generator Discriminator	the architecture is changing in each experiments
Bjorck iteration steps	5
Bjorck order	2
Optimizer	Adam: $\beta_1 = 0.9, \beta_2 = 0.99$
Learning rate (for both the generator and the discriminator)	1E-04
Batch size	100
Noise	2-dimensional standard Gaussian noise, $\mathcal{N}(0, I_2)$

Table 2: Hyperparameters used for training (ReLU) WGANs on the Synthetic Dataset (Swiss Roll).

Operation	Features
Generator Discriminator	the architecture is changing in each experiments
Optimizer	RMSPProp: $\rho = 0.9$
Learning rate (for both the generator and the discriminator)	5E-05
Batch size	100
Noise	2-dimensional standard Gaussian noise, $\mathcal{N}(0, I_2)$

Appendix C. Visualized Numerical Results. In Figure 5, we display some generated data (trained on MNIST data) with different experimental settings.

Acknowledgments. We would like to thank all editors and reviewers for their spending time on reviewing this paper.

REFERENCES

- [1] C. ANIL, J. LUCAS, AND R. GROSSE, *Sorting out lipschitz function approximation*, in International Conference on Machine Learning, PMLR, 2019, pp. 291–301.
- [2] M. ANTHONY, P. L. BARTLETT, P. L. BARTLETT, ET AL., *Neural network learning: Theoretical foundations*, vol. 9, Cambridge University Press, 1999.
- [3] M. ARJOVSKY, S. CHINTALA, AND L. BOTTOU, *Wasserstein generative adversarial networks*, in International Conference on Machine Learning, PMLR, 2017, pp. 214–223.
- [4] S. ARORA, R. GE, Y. LIANG, T. MA, AND Y. ZHANG, *Generalization and equilibrium in generative adversarial nets (gans)*, in International Conference on Machine Learning, PMLR, 2017, pp. 224–232.
- [5] Y. BAI, T. MA, AND A. RISTESKI, *Approximability of discriminators implies diversity in GANs*, in International Conference on Learning Representations, 2019.
- [6] E. BERNTON, P. E. JACOB, M. GERBER, AND C. P. ROBERT, *On parameter estimation with the wasserstein distance*, Information and Inference: A Journal of the IMA, 8 (2019), pp. 657–676.
- [7] Å. BJÖRCK AND C. BOWIE, *An iterative algorithm for computing the best estimate of an orthogonal*


Table 3: Hyperparameters used for training (GroupSort) WGANs on the actual Dataset (MNIST).

Operation	Features
Generator	the architecture is changing in each experiments
Discriminator	
Bjorck iteration steps	5
Bjorck order	2
Optimizer	Adam: $\beta_1 = 0.5$, $\beta_2 = 0.99$
Learning rate (for the generator)	5E-04
Learning rate (for the discriminator)	1E-03
Batch size	512
noise	50-dimensional standard Gaussian noise, $\mathcal{N}(0, I_{50})$


matrix, SIAM Journal on Numerical Analysis, 8 (1971), pp. 358–364.

- [8] S. R. BOWMAN, L. VILNIS, O. VINYALS, A. DAI, R. JOZEFOWICZ, AND S. BENGIO, *Generating sentences from a continuous space*, in Proceedings of The 20th SIGNLL Conference on Computational Natural Language Learning, Berlin, Germany, Aug. 2016, Association for Computational Linguistics, pp. 10–21.
- [9] A. BROCK, T. LIM, J. M. RITCHIE, AND N. WESTON, *Neural photo editing with introspective adversarial networks*, International Conference on Learning Representations, (2016).
- [10] G. CYBENKO, *Approximation by superpositions of a sigmoidal function*, Mathematics of Control, Signals and Systems, 2 (1989), pp. 303–314.
- [11] E. DEL BARRIO, J.-M. LOUBES, ET AL., *Central limit theorems for empirical transportation cost in general dimension*, The Annals of Probability, 47 (2019), pp. 926–951.
- [12] N. B. ERICHSON, O. AZENCOT, A. QUEIRUGA, L. HODGKINSON, AND M. W. MAHONEY, *Lipschitz recurrent neural networks*, in International Conference on Learning Representations, 2021.
- [13] R. FLAMARY, N. COURTY, A. GRAMFORT, M. Z. ALAYA, A. BOISBUNON, S. CHAMBON, L. CHAPEL, A. CORENFLOS, K. FATRAS, N. FOURNIER, L. GAUTHERON, N. T. GAYRAUD, H. JANATI, A. RAKOTOMAMONJY, I. REDKO, A. ROLET, A. SCHUTZ, V. SEGUY, D. J. SUTHERLAND, R. TAVENARD, A. TONG, AND T. VAYER, *Pot: Python optimal transport*, Journal of Machine Learning Research, 22 (2021), pp. 1–8.
- [14] X. GLOROT AND Y. BENGIO, *Understanding the difficulty of training deep feedforward neural networks*, in Proceedings of the Thirteenth International Conference on Artificial Intelligence and Statistics, JMLR Workshop and Conference Proceedings, 2010, pp. 249–256.
- [15] I. GOODFELLOW, J. POUGET-ABADIE, M. MIRZA, B. XU, D. WARDE-FARLEY, S. OZAIR, A. COURVILLE, AND Y. BENGIO, *Generative adversarial nets*, in Advances in Neural Information Processing Systems, vol. 27, Curran Associates, Inc., 2014.
- [16] K. HORNIK, *Approximation capabilities of multilayer feedforward networks*, Neural Networks, 4 (1991), pp. 251–257.
- [17] T. HUSTER, C.-Y. J. CHIANG, AND R. CHADHA, *Limitations of the lipschitz constant as a defense against adversarial examples*, in Joint European Conference on Machine Learning and Knowledge Discovery in Databases, Springer, 2018, pp. 16–29.
- [18] T. HUSTER, J. COHEN, Z. LIN, K. CHAN, C. KAMHOUA, N. O. LESLIE, C.-Y. J. CHIANG, AND V. SEKAR, *Pareto gan: Extending the representational power of gans to heavy-tailed distributions*, in International Conference on Machine Learning, PMLR, 2021, pp. 4523–4532.
- [19] J. LESKOVEC, K. J. LANG, A. DASGUPTA, AND M. W. MAHONEY, *Community structure in large networks: Natural cluster sizes and the absence of large well-defined clusters*, Internet Mathematics, 6 (2009), pp. 29–123.
- [20] T. LIANG, *How well generative adversarial networks learn distributions*, Journal of Machine Learning


- Research, 22 (2021), pp. 1–41.
- [21] Y. LU AND J. LU, *A universal approximation theorem of deep neural networks for expressing probability distributions*, in Advances in Neural Information Processing Systems, vol. 33, Curran Associates, Inc., 2020, pp. 3094–3105.
 - [22] T. LUO AND H. YANG, *Two-layer neural networks for partial differential equations: Optimization and generalization theory*, arXiv preprint arXiv:2006.15733, (2020).
 - [23] T. MA, *Lecture notes for machine learning theory*, 2021.
 - [24] A. ODENA, C. OLAH, AND J. SHLENS, *Conditional image synthesis with auxiliary classifier gans*, in International Conference on Machine Learning, PMLR, 2017, pp. 2642–2651.
 - [25] P. PAULI, A. KOCH, J. BERBERICH, P. KOHLER, AND F. ALLGÖWER, *Training robust neural networks using lipschitz bounds*, IEEE Control Systems Letters, 6 (2021), pp. 121–126.
 - [26] U. TANIELIAN AND G. BIAU, *Approximating lipschitz continuous functions with groupsort neural networks*, in International Conference on Artificial Intelligence and Statistics, PMLR, 2021, pp. 442–450.
 - [27] C. VILLANI, *Optimal Transport: Old and New*, vol. 338 of Grundlehren der mathematischen Wissenschaften, Springer Berlin Heidelberg, Berlin, Heidelberg, 2008.
 - [28] Y. YANG, Z. LI, AND Y. WANG, *On the capacity of deep generative networks for approximating distributions*, Neural Networks, 145 (2022), pp. 144–154.
 - [29] D. YAROTSKY, *Error bounds for approximations with deep relu networks*, Neural Networks, 94 (2017), pp. 103–114.
 - [30] D. YAROTSKY, *Optimal approximation of continuous functions by very deep relu networks*, in Conference on Learning Theory, PMLR, 2018, pp. 639–649.




(a) $(D_g, W_g) = (3, 10)$,
 $(D_f, W_f) = (3, 50)$;
 $W_1 = 10.40$.




(b) $(D_g, W_g) = (3, 50)$,
 $(D_f, W_f) = (3, 50)$;
 $W_1 = 8.73$.




(c) $(D_g, W_g) = (3, 200)$,
 $(D_f, W_f) = (3, 50)$;
 $W_1 = 9.64$.




(d) $(D_g, W_g) = (3, 120)$,
 $(D_f, W_f) = (3, 100)$;
 $W_1 = 8.06$.




(e) $(D_g, W_g) = (1, 50)$,
 $(D_f, W_f) = (3, 50)$;
 $W_1 = 8.62$.




(f) $(D_g, W_g) = (5, 50)$,
 $(D_f, W_f) = (3, 50)$;
 $W_1 = 10.85$.



(g) $(D_g, W_g) = (3, 50)$,
 $(D_f, W_f) = (3, 150)$;
 $W_1 = 8.65$.



(h) $(D_g, W_g) = (3, 50)$,
 $(D_f, W_f) = (10, 70)$;
 $W_1 = 8.33$.



(i) $(D_g, W_g) = (3, 200)$,
 $(D_f, W_f) = (5, 300)$;
 $W_1 = 7.58$.

Figure 5: Visualized Results.