

A new parameter free partially penalized immersed finite element and the optimal convergence analysis

Haifeng Ji · Feng Wang · Jinru Chen · Zhilin Li

Received: date / Accepted: date

Abstract This paper presents a new parameter free partially penalized immersed finite element method and convergence analysis for solving second order elliptic interface problems. The optimal approximation capabilities of the immersed finite element space is proved via a novel new approach that is much simpler than that in the literature. A new trace inequality which is necessary to prove the optimal convergence of immersed finite element methods is established on interface elements. Optimal error estimates are derived rigorously even though the curved interface is approximated by line segments. The new method and analysis have also been extended to problems with variable coefficients. Numerical examples are also provided to confirm the theoretical analysis and efficiency of the new method.

Keywords interface problem · partially penalized immersed finite element · unfitted mesh · trace inequality · optimal error estimates of IFEM

Mathematics Subject Classification (2010) 65N15 · 65N30 · 35J60

H. Ji is partially supported by the National Natural Science Foundation of China (Grants Nos. 11701291 and 11801281) and the Natural Science Foundation of Jiangsu Province (Grant No. BK20200848); F. Wang is partially supported by the National Natural Science Foundation of China (Grant Nos. 12071227 and 11871281) and the Natural Science Foundation of the Jiangsu Higher Education Institutions of China (Grant No. 20KJA110001); J. Chen is partially supported by the National Natural Science Foundation of China (Grant Nos. 11871281, 11731007 and 12071227); Z. Li is partially supported by partially supported by a Simon grant (No. 633724).

Haifeng Ji

School of Science, Nanjing University of Posts and Telecommunications, Nanjing, Jiangsu 210023, China
E-mail: hfji@njupt.edu.cn

Feng Wang

Jiangsu Key Laboratory for NSLSCS, School of Mathematical Sciences, Nanjing Normal University, Nanjing 210023, China
E-mail: fwang@njnu.edu.cn

Jinru Chen

Jiangsu Key Laboratory for NSLSCS, School of Mathematical Sciences, Nanjing Normal University, Nanjing 210023, China
E-mail: jrchen@njnu.edu.cn

Zhilin Li

Department of Mathematics, North Carolina State University, Raleigh, NC 27695, USA
E-mail: zhilin.li@gmail.com

1 Introduction

In this paper we consider immersed finite element (IFE) methods for solving the following second-order elliptic interface problem

$$-\nabla \cdot (\beta(x) \nabla u(x)) = f(x) \quad \text{in } \Omega \setminus \Gamma, \quad (1.1)$$

$$[u]_{\Gamma}(x) = 0 \quad \text{on } \Gamma, \quad (1.2)$$

$$[\beta \nabla u \cdot \mathbf{n}]_{\Gamma}(x) = 0 \quad \text{on } \Gamma, \quad (1.3)$$

$$u(x) = 0 \quad \text{on } \partial\Omega, \quad (1.4)$$

where $f \in L^2(\Omega)$, $\Omega \subset \mathbb{R}^2$ is a convex polygonal domain and Γ is a C^2 -smooth interface immersed in Ω . The interface Γ divides Ω into two disjoint sub-domains Ω^+ and Ω^- . Without loss of generality, we assume that Ω^- lies strictly inside Ω , see Figure 1 for an illustration.

For clarity, we first consider the coefficient is a piecewise positive constant, i.e.,

$$\beta(x) = \beta^+ > 0 \text{ if } x \in \Omega^+ \text{ and } \beta(x) = \beta^- > 0 \text{ if } x \in \Omega^- \quad (1.5)$$

and the extension to variable coefficients is presented in Section 5. The jump conditions on the interface Γ are defined as

$$[u]_{\Gamma}(x) := u^+(x) - u^-(x), \quad (1.6)$$

$$[\beta \nabla u \cdot \mathbf{n}]_{\Gamma}(x) := \beta^+ \nabla u^+(x) \cdot \mathbf{n}(x) - \beta^- \nabla u^-(x) \cdot \mathbf{n}(x), \quad (1.7)$$

where $u^{\pm} = u|_{\Omega^{\pm}}$ and $\mathbf{n}(x)$ is the unit normal vector of the interface Γ at $x \in \Gamma$ pointing toward Ω^+ .

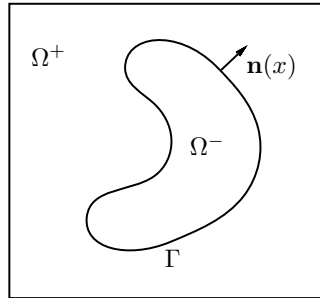


Fig. 1 A diagram of the geometries of an interface problem.

It is well known that the optimal convergence can be achieved by standard finite element methods if interface-fitted meshes are used, see for example [3, 6, 39]. However, for a moving interface, it may be time consuming to obtain an interface-fitted mesh at different time levels. IFE methods are designed to solve interface problems using unfitted meshes that are not necessarily aligned with interfaces. An unfitted mesh is generated independent of the interface and allows the interface cut elements. IFE methods are often coupled with structured meshes and can utilize fast Poisson solvers and other efficient software packages. Peskin's immersed boundary method [35] is one of successful examples using unfitted meshes. We refer the readers to [30] for a brief review of various unfitted mesh methods for interface problems.

Traditional finite element methods using unfitted meshes only achieve sub-optimal convergence (i.e., $O(h^{1/2})$ in the H^1 norm and $O(h)$ in the L^2 norm) no matter how high degree of the polynomial is used, see [1, 8]. The sub-optimal convergence is due to the interface condition (1.3) that leads to discontinuous normal derivative across the interface in general if $\beta^+ \neq \beta^-$. Thus, the regularity of the solution is low on interface elements which the interface cuts and smooth polynomials cannot approximate the solution well enough on these elements. For finite element methods, roughly speaking, there are two approaches to recover the optimal convergence. The first one is to enrich the standard finite element space by augmenting extra degrees of freedom on interface elements and if necessary add some integral terms into the variational form to weakly enforce interface conditions, for example, the extended finite element method [9], the unfitted

Nitsche's method [17, 37, 38, 5] and the enriched finite element method [36]. The other approach is to modify the traditional finite element space on interface elements according to interface conditions to achieve the optimal approximation, while keeping the degrees of freedom and the structure unchanged, for example, the multiscale finite method [7] and the IFE method [29, 32, 31, 19, 18, 14, 15] that we utilize in this paper.

The key idea of the original IFE in [32] is to use a piecewise linear function as the basis function over an interface element so that the continuity condition can be satisfied both for the function and the flux along the line segment approximating the interface. It has been shown that the modified finite element space (called the IFE space) exists and has the optimal approximation capability. However, one trade-off is that the finite element basis may be discontinuous across interface edges on interface elements. In [21, 20], a Petrov-Galerkin finite element method is proposed, in which the IFE space is used as the trial function space while the standard conforming linear finite element space is chosen as the test function space. However, the coefficient matrix of the resulting linear system of equations is non-symmetric and the convergence proof is still an open challenge except for the one dimensional case [27]. Another approach is to add the contributions from the line integrals due to the discontinuities in the basis functions in deriving the weak form as in the symmetric and consistent IFE method in [24]. However, the coercivity was only verified by numerical examples in [24]. The partially penalized immersed finite element (PPIFE) method developed in [33] includes some terms only on interface edges to penalize the discontinuity, which can guarantee the optimal convergence if the penalty parameter is larger enough and the solution is in the piecewise H^3 space. The error estimate in the L^2 norm cannot be obtained by the standard duality argument due to the requirement of the higher regularity. The PPIFE method is then extended to the second-order elliptic interface problem with non-homogeneous jump conditions in [26], and other types of interface problems in [34, 23].

In this paper, we develop and analyze a parameter free PPIFE method based on a special designed lifting operator defined locally on interface elements. The new method avoids the limitation of the PPIFE in [33] in choosing the stabilization parameter that may depends on β^\pm . We show that the lifting operator can be expressed explicitly and the penalty term in the original PPIFE [33] does not need to be included since basis functions in the IFE space are continuous at nodal points. Furthermore, our method maintains the optimal convergence even though the interface is approximated by a line segment in interface triangles, which makes the implementation simpler. To our best knowledge, this is the first work on IFE methods to take into consideration the errors in approximating the interface by line segments. We prove optimal error estimates of the new method in the H^1 and L^2 norms rigorously with usual piecewise H^2 regularity assumptions. In addition, we also show that our method and the analysis can be easily extended to interface problems with variable coefficients.

There are two major contributions in the theoretical analysis for IFE methods in this paper. First, we present a novel and simple way to prove the optimal interpolation error estimates in the H^1 and L^2 norms for the linear IFE space originally developed in [32]. The first proof of this result was presented in [31] based on the multipoint Taylor expansion and the piecewise C^2 assumption. Thus, the proof is long and tedious with the stronger than necessary regularity assumption. Recently, Guo and Lin [11] presented a unified multipoint Taylor expansion procedure for proving the optimal approximation capability of a group of IFE spaces where the finite element function is a piecewise polynomial on subelements formed by the interface itself instead of its line approximation. For high-contrast interface problems, Guzmán et al. [16] proposed a finite element method where the shape functions on interface elements are also defined with subelements formed by the interface. Note that the finite element functions in [16] are discontinuous on boundaries of interface elements. Therefore the finite element space has more degrees of freedom than that of IFE methods. Higher order methods are developed and analyzed in [12]. The key of the analysis technique developed in [16] is to use a patch around the interface element to deal with possible small triangles cut by the interface. Using the patch idea, Guo and Lin [13] proposed a framework to analyze IFEs and proved the optimal approximation capability of an IFE space in three dimensions. In this paper, we have developed another analysis technique for the interpolation error for IFE spaces without using patches. The core ingredient of the analysis is to introduce some auxiliary functions on interface elements and then to carry out the analysis (see Lemma 6 in Section 4.1). The idea using the auxiliary functions is inspired from early works on the augmented IFE method [25].

Note that some IFE methods use the exact interface information on interface triangles. The downside of this approach is that the IFE shape functions often are discontinuous for curved interfaces. Other IFE methods use the line segments to approximate the interface so that the IFE shape functions are continuous in the interior of interface triangles. In this paper, we use the second approach (line segments) and we have a new convergence proof that shows the optimal convergence rate for the interpolation function. We note that the existing error analysis on the mismatch of the actual interface and the approximated interface for approximation capabilities of IFE spaces is based on the argument in [6]. Thus, there will be a factor $|\log h|$ in those interpolation error estimates. In this paper, we use a technique from [2] so that we can actually remove the $|\log h|$ factor in the optimal interpolation error estimates.

The second major contribution of this paper is a new trace inequality (see Lemma 9 in Section 4.2) on interface elements, which is key in proving the optimal convergence of IFE methods under a standard piecewise H^2 regularity assumption. The new developed trace inequality can be applied to improve the error analysis of the PPIFE method developed in [33]. The proof of the new trace inequality is based on the decomposition of functions along the normal and tangent directions of interfaces, and the fact that the IFE shape function and its flux are continuous across the approximated interface simultaneously.

The rest of the paper is organized as follows. In Section 2, we introduce notations, and the linear IFE space. In Section 3, we define the local lifting operator and explain the new parameter free PPIFE method. The main theoretical results of this paper are presented in Section 4, where we give a new proof of the optimal interpolation error estimates for the linear IFE space; establish a new trace inequality for broken spaces; and prove the optimal convergence of the new developed parameter free PPIFE method in the H^1 and L^2 norms under the standard piecewise H^2 regularity assumption. In Section 5, we extend the method and analysis to the interface problem with variable coefficients. Section 6 presents some numerical examples to confirm the theoretical analysis. We conclude in the last section.

2 Notations and the IFE space

Throughout the paper we adopt the standard notation $W_p^k(\Lambda)$ for Sobolev spaces on a domain Λ with the norm $\|\cdot\|_{W_p^k(\Lambda)}$ and the seminorm $|\cdot|_{W_p^k(\Lambda)}$. Specially, we denote $W_2^k(\Lambda)$ by $H^k(\Lambda)$ with the norm $\|\cdot\|_{H^k(\Lambda)}$ and the semi-norm $|\cdot|_{H^k(\Lambda)}$. As usual $H_0^1(\Lambda) = \{v \in H^1(\Lambda) : v = 0 \text{ on } \partial\Lambda\}$. Furthermore, for a domain Λ , we define

$$\Lambda^+ := \Lambda \cap \Omega^+, \quad \Lambda^- := \Lambda \cap \Omega^-,$$

and the space

$$\tilde{H}^2(\Lambda) := \{v \in H^1(\Lambda) : v|_{\Lambda^\pm} \in H^2(\Lambda^\pm), [v]_{\Gamma \cap \Lambda} = 0, [\beta \nabla v \cdot n]_{\Gamma \cap \Lambda} = 0\} \quad (2.1)$$

equipped with the norm and semi-norm

$$\|\cdot\|_{H^2(\Lambda^+ \cup \Lambda^-)}^2 = \|\cdot\|_{H^2(\Lambda^+)}^2 + \|\cdot\|_{H^2(\Lambda^-)}^2, \quad |\cdot|_{H^2(\Lambda^+ \cup \Lambda^-)}^2 = |\cdot|_{H^2(\Lambda^+)}^2 + |\cdot|_{H^2(\Lambda^-)}^2.$$

We have the following regularity theorem for the interface problem, see [22] and [7].

Theorem 1 *If Ω is convex and polygonal, the interface Γ is C^2 , and $f \in L^2(\Omega)$, then the interface problem (1.1)-(1.7) has a unique solution $u \in \tilde{H}^2(\Omega)$ satisfied*

$$\|u\|_{H^2(\Omega^+ \cup \Omega^-)} \leq C \|f\|_{L^2(\Omega)},$$

where C is a constant.

Let $\{\mathcal{T}_h\}_{h>0}$ be a family of triangulations of Ω such that no vertex of any element lies in the interior of an edge of another element. We use h_T to denote the diameter of $T \in \mathcal{T}_h$ and define the mesh-size of the triangulation by $h = \max_{T \in \mathcal{T}_h} h_T$. We assume that \mathcal{T}_h is quasi-uniform, i.e., for every T , there exist positive constants κ_1 and κ_2 such that $\kappa_1 h \leq h_T \leq \kappa_2 \rho_T$ where ρ_T is the diameter of the largest circle inscribed in T . Let \mathcal{E}_h be the set of edges and \mathcal{N}_h be the set of vertices of the triangulation. We adopt the convention

that elements $T \in \mathcal{T}_h$ and edges $e \in \mathcal{E}_h$ are open sets. The sets of interface elements and interface edges are defined as

$$\mathcal{T}_h^\Gamma := \{T \in \mathcal{T}_h : T \cap \Gamma \neq \emptyset\} \quad \text{and} \quad \mathcal{E}_h^\Gamma := \{e \in \mathcal{E}_h : e \cap \Gamma \neq \emptyset\}.$$

The set of non-interface elements is defined by $\mathcal{T}_h^{\text{non}} = \mathcal{T}_h \setminus \mathcal{T}_h^\Gamma$.

Assumption A. The interface Γ does not intersect the boundary of any interface element at more than two points. The interface Γ does not intersect \bar{e} for any $e \in \mathcal{E}_h$ at more than one point.

We can always refine the mesh near the interface with large curvature until Assumption A is satisfied. As a common practice, we approximate the interface Γ by Γ_h that is composed of all the line segments connecting the intersection points of boundaries of interface elements $T \in \mathcal{T}_h^\Gamma$ and the interface Γ . The approximated Γ_h divides Ω into two disjoint sub-domains Ω_h^+ and Ω_h^- . For convenience we approximate the coefficient $\beta(x)$ as

$$\beta_h(x) = \beta^+ \text{ if } x \in \Omega_h^+ \quad \text{and} \quad \beta_h(x) = \beta^- \text{ if } x \in \Omega_h^-. \quad (2.2)$$

We will show that the approximation of the interface by Γ_h does not affect second order convergence when the interface Γ is in C^2 . Let $\mathbf{n}_h(x)$ be the unit normal vector of Γ_h pointing toward Ω_h^+ . The unit tangent vector $\mathbf{t}_h(x)$ is obtained by a 90° clockwise rotation of $\mathbf{n}_h(x)$. We note that $\mathbf{n}_h(x)$ and $\mathbf{t}_h(x)$ are viewed as piecewise constant vector-valued functions defined on all interface elements.

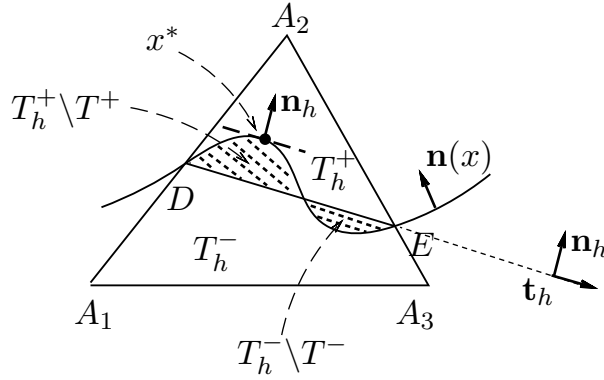


Fig. 2 An interface element where the interface is approximated by the line segment.

Linear IFE shape function space. For any interface element $T \in \mathcal{T}_h^\Gamma$, we denote the intersection points of Γ and ∂T by D and E . The straight line DE divides T into $T_h^+ = T \cap \Omega_h^+$ and $T_h^- = T \cap \Omega_h^-$, see Figure 2. The linear IFE shape function on an interface element $T \in \mathcal{T}_h^\Gamma$ is defined as

$$\phi(x) := \begin{cases} \phi^+ = a^+ + b^+ x_1 + c^+ x_2, & x = (x_1, x_2) \in T_h^+, \\ \phi^- = a^- + b^- x_1 + c^- x_2, & x = (x_1, x_2) \in T_h^-, \end{cases} \quad (2.3)$$

in which the coefficients are chosen so that the following conditions are satisfied

$$\phi^+(D) = \phi^-(D), \quad \phi^+(E) = \phi^-(E), \quad \beta^+ \nabla \phi^+ \cdot \mathbf{n}_h = \beta^- \nabla \phi^- \cdot \mathbf{n}_h. \quad (2.4)$$

The linear IFE shape function space $S_h(T)$ is defined as the set of functions in (2.3). It is obvious that IFE shape function $\phi \in S_h(T)$ and its flux are continuous across $\Gamma_h \cap T$ simultaneously, i.e.,

$$[\phi]_{\Gamma_h \cap T} = 0 \quad \text{and} \quad [\beta_h \nabla \phi \cdot \mathbf{n}_h]_{\Gamma_h \cap T} = 0 \quad \text{on } \Gamma_h \cap T. \quad (2.5)$$

Lemma 1 Let A_i , $i = 1, 2, 3$ be vertices of an interface element $T \in \mathcal{T}_h^\Gamma$ and α_{\max} be the maximum angle of the interface element T . If $\alpha_{\max} \leq \pi/2$, then the function $\phi \in S_h(T)$ defined in (2.3)-(2.4) is uniquely determined by $\phi(A_i)$, $i = 1, 2, 3$.

Proof : See Proof of Lemma 1 in Appendix A. □

Linear IFE. On an interface element $T \in \mathcal{T}_h^I$, we define the immersed finite element as $(T, S_h(T), \Pi_T)$, where

$$\Pi_T = \{N_1, N_2, N_3\}, \quad N_i(\phi) = \phi(A_i), \quad i = 1, 2, 3.$$

On a non-interface element $T \in \mathcal{T}_h^{non}$, we denote the set of linear functions by $\mathbb{P}_1(T)$. Then, the IFE space V_h^{IFE} can be defined as the set of all functions satisfying

$$\begin{cases} \phi|_T \in S_h(T), \quad \forall T \in \mathcal{T}_h^I, \\ \phi|_T \in \mathbb{P}_1(T), \quad \forall T \in \mathcal{T}_h^{non}, \\ \phi \text{ is continuous at every vertices } x_i \in \mathcal{N}_h. \end{cases}$$

The IFE space V_h^{IFE} is a modification to the standard linear conforming finite element space to recover the optimal approximation capability. If $\beta^+ = \beta^-$, the IFE space V_h^{IFE} becomes the standard linear conforming finite element space. We also need the following space for homogeneous boundary condition

$$V_{h,0}^{IFE} = \{v \in V_h^{IFE} : v(x_b) = 0, \quad \forall x_b \in \mathcal{N}_h \text{ and } x_b \in \partial\Omega\}.$$

3 The parameter free PPIFE method

To present the new method, we first need a local lifting operator. On each interface element $T \in \mathcal{T}_h^I$, we define

$$W_h(T) := \{w_h \in (L^2(T))^2 : w_h|_{T_h^+} = \mathbf{c}t_h + \beta^- d\mathbf{n}_h, \quad w_h|_{T_h^-} = \mathbf{c}t_h + \beta^+ d\mathbf{n}_h, \quad \forall c \in \mathbb{R}, \quad \forall d \in \mathbb{R}\},$$

where \mathbf{t}_h and \mathbf{n}_h denote the unit normal and tangent vector of $\Gamma_h \cap T$, respectively. It is obvious that

$$\nabla v_h|_T \in W_h(T), \quad \forall v_h \in V_h^{IFE}. \quad (3.1)$$

Let $e \in \mathcal{E}_h^I$ be an interface edge shared by two interface elements T_1 and T_2 such that $e = \overline{T_1} \cap \overline{T_2}$. We define a space associated with the edge e as

$$W_e := \{w_h \in (L^2(\Omega))^2 : w_h|_{T_1} \in W_h(T_1), \quad w_h|_{T_2} \in W_h(T_2), \quad w_h|_{\Omega \setminus (T_1 \cup T_2)} = 0\}. \quad (3.2)$$

Given a scalar or vector function, the jump and average across the edge e are denoted by

$$[v]_e \mathbf{n}_e := (v|_{T_1} - v|_{T_2}) \mathbf{n}_e, \quad \{v\}_e := \frac{1}{2}(v|_{T_1} + v|_{T_2}),$$

where \mathbf{n}_e is the unit normal of e pointing from T_1 to T_2 .

We introduce a local *lifting operator* $r_e : L^2(e) \rightarrow W_e$ for each $e \in \mathcal{E}_h^I$, which is defined as a functional $r_e(\varphi) \in W_e$ such that for all $\varphi \in L^2(e)$,

$$\int_{\Omega} \beta_h(x) r_e(\varphi) \cdot w_h dx = \int_e \{\beta_h w_h \cdot \mathbf{n}_e\}_e \varphi ds, \quad \forall w_h \in W_e, \quad (3.3)$$

where \mathbf{n}_e is the unit normal of the edge e . Since $w_h|_{\Omega \setminus (T_1 \cup T_2)} = 0$ for all $w_h \in W_e$, we know that r_e is a local lifting operator.

From (3.1), we have $\nabla v_h|_{T_i} \in W_h(T_i)$, $i = 1, 2$ for all $v_h \in V_h^{IFE}$. Thus, choosing $w_h = \nabla v_h$ in (3.3) and using $r_e(\varphi)|_{\Omega \setminus (T_1 \cup T_2)} = 0$, we obtain

$$\sum_{i=1,2} \int_{T_i} \beta_h(x) r_e(\varphi) \cdot \nabla v_h dx = \int_e \{\beta_h \nabla v_h \cdot \mathbf{n}_e\}_e \varphi ds, \quad \forall v_h \in V_h^{IFE}. \quad (3.4)$$

The parameter free PPIFE method: find $u_h \in V_{h,0}^{IFE}$ such that

$$A_h(u_h, v_h) := a_h(u_h, v_h) + s_h(u_h, v_h) = \int_{\Omega} f v_h dx, \quad \forall v_h \in V_{h,0}^{IFE}, \quad (3.5)$$

where

$$a_h(u_h, v_h) := \sum_{T \in \mathcal{T}_h} \int_T \beta_h(x) \nabla u_h \cdot \nabla v_h dx - \sum_{e \in \mathcal{E}_h^I} \int_e (\{\beta_h \nabla u_h \cdot \mathbf{n}_e\}_e [v_h]_e + \{\beta_h \nabla v_h \cdot \mathbf{n}_e\}_e [u_h]_e) ds \quad (3.6)$$

and

$$s_h(u_h, v_h) := 4 \sum_{e \in \mathcal{E}_h^I} \int_{\Omega} \beta_h(x) r_e([u_h]_e) \cdot r_e([v_h]_e) dx. \quad (3.7)$$

Remark 1

(1) The second term of the bilinear form $a_h(\cdot, \cdot)$ and the stability term $s_h(\cdot, \cdot)$ are added to offset the errors from the discontinuities of IFE functions across interface edges. Those terms are zero if $\beta^+ = \beta^-$ and the method becomes the standard linear conforming finite element method.

(2) In practical implementation, these additional terms are only evaluated on interface edges and interface elements. Thus the extra computational cost in computing those terms is not significant in general.

(3) Different from parameter free discontinuous Galerkin methods, we do not need to include the term $\sum_{e \in \mathcal{E}_h^I} h^{-1} \int_e [u_h]_e [v_h]_e ds$ in the bilinear form since functions in the IFE space are continuous at vertices of the triangulation.

Remark 2 The local lifting operator r_e needed in the parameter free penalty term $s_h(u_h, v_h)$ is easy to be computed. Let T_1 and T_2 be two interface elements sharing the edge e . Given a function $\varphi \in L^2(e)$, from the definition (3.3), we know that the support of $r_e(\varphi)$ is $T_1 \cup T_2$ and $r_e(\varphi)$ has the following form

$$r_e(\varphi)|_{T_i} = \begin{cases} c_i \mathbf{t}_{i,h} + \beta^- d_i \mathbf{n}_{i,h} & \text{in } T_{i,h}^+, \\ c_i \mathbf{t}_{i,h} + \beta^+ d_i \mathbf{n}_{i,h} & \text{in } T_{i,h}^-, \end{cases} \quad i = 1, 2, \quad (3.8)$$

where $T_{i,h}^\pm = T_i \cap \Omega_h^\pm$, $\mathbf{n}_{i,h} = \mathbf{n}_h|_{T_i}$ and $\mathbf{t}_{i,h} = \mathbf{t}_h|_{T_i}$, $i = 1, 2$. We show that the coefficients c_1, d_1, c_2, d_2 can be expressed explicitly. Choosing basis functions of W_e as the test function w_h in (3.3), for example,

$$\omega_1(x) = \begin{cases} \mathbf{t}_{1,h} & \text{if } x \in T_1 \\ 0 & \text{otherwise} \end{cases}, \quad \omega_2(x) = \begin{cases} \beta^- \mathbf{n}_{1,h} & \text{if } x \in T_{1,h}^+ \\ \beta^+ \mathbf{n}_{1,h} & \text{if } x \in T_{1,h}^- \\ 0 & \text{otherwise} \end{cases} \quad (3.9)$$

we obtain

$$c_1 = \frac{\mathbf{t}_{1,h} \cdot \mathbf{n}_e \int_e \beta_h \varphi ds}{2(\beta^+ |T_{1,h}^+| + \beta^- |T_{1,h}^-|)}, \quad d_1 = \frac{\mathbf{n}_{1,h} \cdot \mathbf{n}_e \int_e \varphi ds}{2(\beta^- |T_{1,h}^+| + \beta^+ |T_{1,h}^-|)}. \quad (3.10)$$

Similarly, we have

$$c_2 = \frac{\mathbf{t}_{2,h} \cdot \mathbf{n}_e \int_e \beta_h \varphi ds}{2(\beta^+ |T_{2,h}^+| + \beta^- |T_{2,h}^-|)}, \quad d_2 = \frac{\mathbf{n}_{2,h} \cdot \mathbf{n}_e \int_e \varphi ds}{2(\beta^- |T_{2,h}^+| + \beta^+ |T_{2,h}^-|)}. \quad (3.11)$$

4 The error analysis

In the analysis, we use C to denote a generic error constant that is independent of h and the interface location relative to the mesh but may depend on the coefficients β^\pm . The independence of the interface location relative to the mesh means that the constant C is independent of how small $T \cap \Omega^+$ or $T \cap \Omega^-$ might be.

Denote $\text{dist}(x, \Gamma)$ as the distance between a point x and the interface Γ , and $N(\Gamma, \delta) = \{x \in \mathbb{R}^2 : \text{dist}(x, \Gamma) < \delta\}$ as the neighborhood of Γ of thickness δ . Define a signed distance function near the interface as

$$\rho(x) = \begin{cases} \text{dist}(x, \Gamma), & x \in \Omega^+ \cap N(\Gamma, \delta_0), \\ -\text{dist}(x, \Gamma), & x \in \Omega^- \cap N(\Gamma, \delta_0). \end{cases}$$

Assumption B. We assume that there exists a constant $\delta_0 > 0$ such that the signed distance function $\rho(x)$ is well-defined in $N(\Gamma, \delta_0)$ and $\rho(x) \in C^2(N(\Gamma, \delta_0))$.

The assumption is reasonable since the interface Γ is in C^2 . Now the unit normal and tangent vectors of the interface can be evaluated as $\mathbf{n}(x) = \nabla \rho$ and $\mathbf{t}(x) = \left(\frac{\partial \rho}{\partial x_2}, -\frac{\partial \rho}{\partial x_1} \right)^T$, and these functions $\mathbf{n}(x)$ and $\mathbf{t}(x)$ are defined in $N(\Gamma, \delta_0)$.

Assumption C. We assume that $h < \delta_0$ so that $T \subset N(\Gamma, \delta_0)$ for all interface elements $T \in \mathcal{T}_h^\Gamma$.

Since $\rho(x) \in C^2(N(\Gamma, \delta_0))$, we have

$$\mathbf{n}(x) \in \left(C^1(\overline{T}) \right)^2 \quad \text{and} \quad \mathbf{t}(x) \in \left(C^1(\overline{T}) \right)^2, \quad \forall T \in \mathcal{T}_h^\Gamma. \quad (4.1)$$

For any interface element $T \in \mathcal{T}_h^\Gamma$, by Rolle's Theorem, there exists at least one point $x^* \in \Gamma \cap T$, see Figure 2, such that

$$\mathbf{n}(x^*) = \mathbf{n}_h(x^*) \quad \text{and} \quad \mathbf{t}(x^*) = \mathbf{t}_h(x^*). \quad (4.2)$$

By using Taylor's expansion at x^* , we further have

$$\|\mathbf{n} - \mathbf{n}_h\|_{L^\infty(T)} \leq Ch \quad \text{and} \quad \|\mathbf{t} - \mathbf{t}_h\|_{L^\infty(T)} \leq Ch, \quad \forall T \in \mathcal{T}_h^\Gamma. \quad (4.3)$$

In the following lemma, we present a δ -strip argument that will be used for the error estimate in the region near the interface (see the third inequality in Lemma 2.1 in [28]).

Lemma 2 *Let δ be sufficiently small. For any $v \in H^1(\Omega)$ with $v|_\Gamma = 0$, there holds*

$$\|v\|_{L^2(N(\Gamma, \delta))} \leq C\delta \|\nabla v\|_{L^2(N(\Gamma, \delta))}.$$

We need the following well-known extension result (see [10]).

Lemma 3 *Assume that $u^\pm \in H^2(\Omega^\pm)$. Then there exist extensions $\mathbb{E}^\pm u^\pm \in H^2(\Omega)$ such that*

$$(\mathbb{E}^\pm u^\pm)|_{\Omega^\pm} = u^\pm \quad \text{and} \quad |\mathbb{E}^\pm u|_{H^i(\Omega)} \leq C|u^\pm|_{H^i(\Omega^\pm)}, \quad i = 0, 1, 2,$$

for a constant $C > 0$ depending only on Ω^\pm .

Recalling $T^\pm = T \cap \Omega^\pm$, $T_h^\pm = T \cap \Omega_h^\pm$ for all $T \in \mathcal{T}_h$, we define

$$T^\Delta := (T_h^+ \setminus T^+) \cup (T_h^- \setminus T^-). \quad (4.4)$$

Since Γ is in C^2 , we have $|T^\Delta| \leq Ch^3$ for all $T \in \mathcal{T}_h^\Gamma$. We shall need the following estimate on the region T^Δ (see Lemma 2 in [2]).

Lemma 4 *Assume that $w \in H^1(T)$ and $T \in \mathcal{T}_h^\Gamma$. Then there is a constant C , independent of h and w , such that*

$$\|w\|_{L^2(T^\Delta)}^2 \leq C(h^2\|w\|_{L^2(\Gamma \cap T)}^2 + h^4\|\nabla w\|_{L^2(T^\Delta)}^2).$$

4.1 Approximation properties of the linear IFE space

We introduce an *interpolation operator* $I_h^{IFE} : C^0(\overline{\Omega}) \rightarrow V_h^{IFE}$ such that

$$(I_h^{IFE} v)(x_i) = v(x_i), \quad \forall x_i \in \mathcal{N}_h, \quad \forall v \in C^0(\overline{\Omega}).$$

To simplify the notation, for a function $v \in \tilde{H}^2(\Omega)$, we define

$$v^i(x) := v|_{\Omega^i}, \quad \forall x \in \Omega^i, \quad i = +, -,$$

and for a function $v_h \in V_h^{IFE}$ and an interface element $T \in \mathcal{T}_h^\Gamma$,

$$v_h^i(x) := (\mathbb{E}^{poly} v_h|_{T_h^i})(x), \quad \forall x \in T, \quad i = +, -.$$

Here $\mathbb{E}^{poly} : \mathbb{P}_1(T_h^i) \rightarrow \mathbb{P}_1(T)$ is a polynomial extension operator such that $(\mathbb{E}^{poly}w)|_{T_h^i} = w$ for all $w \in \mathbb{P}_1(T_h^i)$, $i = +, -$, where $\mathbb{P}_1(\Lambda)$ denotes the set of linear functions defined on a domain Λ . We also define an operator \mathbb{E}_h such that, for all $v \in \tilde{H}^2(\Omega)$,

$$(\mathbb{E}_h v)(x) = \begin{cases} \mathbb{E}^+ v^+ & \text{if } x \in \Omega_h^+, \\ \mathbb{E}^- v^- & \text{if } x \in \Omega_h^-. \end{cases} \quad (4.5)$$

Let V_h be the standard linear conforming finite element space associated with \mathcal{T}_h . Define the corresponding nodal interpolation operator $I_h : C^0(\overline{\Omega}) \rightarrow V_h$ such that

$$(I_h v)(x_i) = v(x_i), \quad \forall x_i \in \mathcal{N}_h, \quad \forall v \in C^0(\overline{\Omega}).$$

To approximate the broken function $\mathbb{E}_h v$ with $v \in \tilde{H}^2(\Omega)$, we introduce a new interpolation operator I_h^{BK} on interface elements such that

$$(I_h^{BK} v)|_{T_h^i} = I_h \mathbb{E}^i v^i, \quad i = +, -, \quad \forall T \in \mathcal{T}_h^\Gamma, \quad \forall v \in \tilde{H}^2(\Omega). \quad (4.6)$$

On an interface element $T \in \mathcal{T}_h^\Gamma$, for a function $v \in \tilde{H}^2(\Omega)$, we define

$$\begin{aligned} \llbracket v \rrbracket(x) &:= \mathbb{E}^+ v^+(x) - \mathbb{E}^- v^-(x), & \forall x \in T, \\ \llbracket \beta \nabla v \cdot \mathbf{n} \rrbracket(x) &:= \beta^+ \nabla(\mathbb{E}^+ v^+) \cdot \mathbf{n}(x) - \beta^- \nabla(\mathbb{E}^- v^-) \cdot \mathbf{n}(x), & \forall x \in T, \\ \llbracket I_h^{BK} v \rrbracket(x) &:= (I_h \mathbb{E}^+ v^+)(x) - (I_h \mathbb{E}^- v^-)(x), & \forall x \in T, \\ \llbracket \beta \nabla(I_h^{BK} v) \cdot \mathbf{n} \rrbracket(x) &:= \beta^+ \nabla I_h(\mathbb{E}^+ v^+) \cdot \mathbf{n}(x) - \beta^- \nabla I_h(\mathbb{E}^- v^-) \cdot \mathbf{n}(x), & \forall x \in T, \end{aligned} \quad (4.7)$$

and for a function $v_h \in V_h^{IFE}$,

$$\begin{aligned} \llbracket v_h \rrbracket(x) &:= v_h^+(x) - v_h^-(x), & \forall x \in T, \\ \llbracket \beta \nabla v_h \cdot \mathbf{n} \rrbracket(x) &:= \beta^+ \nabla v_h^+ \cdot \mathbf{n}(x) - \beta^- \nabla v_h^- \cdot \mathbf{n}(x), & \forall x \in T. \end{aligned} \quad (4.8)$$

Note that the difference between $\llbracket \cdot \rrbracket(x)$ and $[\cdot]_\Gamma(x)$ is the range of x .

We introduce *auxiliary functions* on each interface element $T \in \mathcal{T}_h^\Gamma$. Recalling that D and E are intersection points of Γ and ∂T , we define auxiliary functions $\Upsilon(x)$, $\Psi_D(x)$ and $\Psi_E(x)$ as

$$\Upsilon(x) := \begin{cases} \Upsilon^+ = a^+ + b^+ x_1 + c^+ x_2, & x = (x_1, x_2) \in T_h^+, \\ \Upsilon^- = a^- + b^- x_1 + c^- x_2, & x = (x_1, x_2) \in T_h^-, \end{cases} \quad (4.9)$$

such that

$$\begin{aligned} \Upsilon(A_j) &= 0, \quad j = 1, 2, 3, \\ \Upsilon^+(D) &= \Upsilon^-(D), \quad \Upsilon^+(E) = \Upsilon^-(E), \quad \beta^+ \nabla \Upsilon^+ \cdot \mathbf{n}_h - \beta^- \nabla \Upsilon^- \cdot \mathbf{n}_h = 1, \end{aligned} \quad (4.10)$$

and

$$\Psi_i(x) := \begin{cases} \Psi_i^+ = a^+ + b^+ x_1 + c^+ x_2, & x = (x_1, x_2) \in T_h^+, \\ \Psi_i^- = a^- + b^- x_1 + c^- x_2, & x = (x_1, x_2) \in T_h^-, \end{cases} \quad i = D, E, \quad (4.11)$$

such that

$$\begin{aligned} \Psi_i(A_j) &= 0, \quad j = 1, 2, 3, \quad i = D, E, \\ \beta^+ \nabla \Psi_i^+ \cdot \mathbf{n}_h &= \beta^- \nabla \Psi_i^- \cdot \mathbf{n}_h, \quad i = D, E, \\ \Psi_D^+(D) - \Psi_D^-(D) &= 1, \quad \Psi_D^+(E) - \Psi_D^-(E) = 0, \\ \Psi_E^+(D) - \Psi_E^-(D) &= 0, \quad \Psi_E^+(E) - \Psi_E^-(E) = 1. \end{aligned} \quad (4.12)$$

Remark 3 The functions Υ , Ψ_D and Ψ_E defined above exist and are unique. The justification is that the coefficient matrix is the same as that for determining the IFE shape functions in the space $S_h(T)$ if we write a linear system for the unknown coefficients a^\pm, b^\pm and c^\pm .

Lemma 5 On each interface element $T \in \mathcal{T}_h^\Gamma$, let $\llbracket I_h^{BK} v \rrbracket$ and $\llbracket \beta \nabla(I_h^{BK} v) \cdot \mathbf{n} \rrbracket$ be define in (4.7). Then the following identity holds

$$I_h^{BK} v - I_h^{IFE} v = \llbracket I_h^{BK} v \rrbracket(D) \Psi_D(x) + \llbracket I_h^{BK} v \rrbracket(E) \Psi_E(x) + \llbracket \beta \nabla(I_h^{BK} v) \cdot \mathbf{n} \rrbracket(x^*) \Upsilon(x). \quad (4.13)$$

Proof : Let $w_h = I_h^{BK}v - I_h^{IFE}v$. It is easy to verify that $w_h(A_i) = 0, i = 1, 2, 3$ and $w_h|_{T_h^\pm}$ are linear functions. Define another piecewise linear function v_h as

$$v_h(x) := \llbracket w_h \rrbracket(D)\Psi_D(x) + \llbracket w_h \rrbracket(E)\Psi_E(x) + \llbracket \beta \nabla w_h \cdot \mathbf{n}_h \rrbracket \Upsilon(x).$$

Next, we prove $w_h = v_h$. From the definition (4.9)-(4.12), we have

$$\llbracket v_h \rrbracket(D) = \llbracket w_h \rrbracket(D), \llbracket v_h \rrbracket(E) = \llbracket w_h \rrbracket(E), \llbracket \beta \nabla v_h \cdot \mathbf{n}_h \rrbracket = \llbracket \beta \nabla w_h \cdot \mathbf{n}_h \rrbracket, v_h(A_i) = 0, i = 1, 2, 3,$$

which implies $w_h(x) - v_h(x) \in S_h(T)$ and $(w_h - v_h)(A_i) = 0, i = 1, 2, 3$. From Lemma 1, we know that the function $w_h - v_h$ is unique and $w_h - v_h = 0$ through a simple verification. Now, we get the decomposition

$$w_h(x) = v_h(x) = \llbracket w_h \rrbracket(D)\Psi_D(x) + \llbracket w_h \rrbracket(E)\Psi_E(x) + \llbracket \beta \nabla w_h \cdot \mathbf{n}_h \rrbracket \Upsilon(x). \quad (4.14)$$

From (2.5), (4.2) and the definition (4.8), we find

$$\begin{aligned} \llbracket w_h \rrbracket(x_p) &= \llbracket I_h^{BK}v \rrbracket(x_p) - \llbracket I_h^{IFE}v \rrbracket(x_p) = \llbracket I_h^{BK}v \rrbracket(x_p), \quad x_p = D, E, \\ \llbracket \beta \nabla w_h \cdot \mathbf{n}_h \rrbracket &= \llbracket \beta(\nabla I_h^{BK}v) \cdot \mathbf{n}_h \rrbracket - \llbracket \beta(\nabla I_h^{IFE}v) \cdot \mathbf{n}_h \rrbracket = \llbracket \beta(\nabla I_h^{BK}v) \cdot \mathbf{n} \rrbracket(x^*). \end{aligned}$$

The above identities combined with (4.14) lead to (4.13). \square

Lemma 6 For each interface element $T \in \mathcal{T}_h^\Gamma$, let $\Psi_D(x)$, $\Psi_E(x)$ and $\Upsilon(x)$ be defined in (4.9)-(4.12), then

$$\begin{aligned} \|\Psi_i\|_{L^2(T)}^2 &\leq Ch^2, \quad |\Psi_i|_{H^1(T_h^+ \cup T_h^-)}^2 \leq C, \quad i = D, E, \\ \|\Upsilon\|_{L^2(T)}^2 &\leq Ch^4, \quad |\Upsilon|_{H^1(T_h^+ \cup T_h^-)}^2 \leq Ch^2, \end{aligned}$$

where the constant C only depends on β^\pm and the shape regular parameter κ_2 .

Proof : See Proof of Lemma 6 in Appendix A. \square

The following lemma provides a relation between $\mathbb{E}_h v$ and $I_h^{IFE}v$ for all $v \in \tilde{H}^2(\Omega)$.

Lemma 7 For any $v \in \tilde{H}^2(\Omega)$, there exists a constant C independent of h and the interface location relative to the mesh such that

$$\sum_{T \in \mathcal{T}_h^\Gamma} |\mathbb{E}_h v - I_h^{IFE}v|_{W_2^m(T_h^+ \cup T_h^-)}^2 \leq Ch^{4-2m} \|v\|_{H^2(\Omega \cup \Omega^-)}^2, \quad m = 0, 1.$$

Proof : For each interface element $T \in \mathcal{T}_h^\Gamma$, by the triangle inequality, we have

$$|\mathbb{E}_h v - I_h^{IFE}v|_{W_2^m(T_h^+ \cup T_h^-)} \leq |\mathbb{E}_h v - I_h^{BK}v|_{W_2^m(T_h^+ \cup T_h^-)} + |I_h^{BK}v - I_h^{IFE}v|_{W_2^m(T_h^+ \cup T_h^-)}. \quad (4.15)$$

From (4.5) and (4.6), the estimate of the first term is the standard

$$\begin{aligned} |\mathbb{E}_h v - I_h^{BK}v|_{W_2^m(T_h^+ \cup T_h^-)}^2 &= (|\mathbb{E}^+ v^+ - I_h \mathbb{E}^+ v^+|_{W_2^m(T_h^+)}^2 + |\mathbb{E}^- v^- - I_h \mathbb{E}^- v^-|_{W_2^m(T_h^-)}^2) \\ &\leq Ch^{4-2m} (|\mathbb{E}^+ v^+|_{H^2(T)}^2 + |\mathbb{E}^- v^-|_{H^2(T)}^2). \end{aligned} \quad (4.16)$$

For the second term on the right-hand side of (4.15), from Lemma 5 and Lemma 6, we have

$$\begin{aligned} |I_h^{BK}v - I_h^{IFE}v|_{W_2^m(T_h^+ \cup T_h^-)}^2 &\leq 3 \sum_{x_p=D, E} \llbracket I_h^{BK}v \rrbracket^2(x_p) |\Psi_{x_p}(x)|_{W_2^m(T_h^+ \cup T_h^-)}^2 \\ &\quad + 3 \llbracket \beta \nabla(I_h^{BK}v) \cdot \mathbf{n} \rrbracket^2(x^*) |\Upsilon(x)|_{W_2^m(T_h^+ \cup T_h^-)}^2 \\ &\leq Ch^{2-2m} \sum_{x_p=D, E} \llbracket I_h^{BK}v \rrbracket^2(x_p) + Ch^{4-2m} \llbracket \beta \nabla(I_h^{BK}v) \cdot \mathbf{n} \rrbracket^2(x^*). \end{aligned} \quad (4.17)$$

Since $v \in \tilde{H}^2(\Omega)$, we have $\llbracket v \rrbracket^2(D) = \llbracket v \rrbracket^2(E) = 0$, which leads to

$$\begin{aligned} \sum_{x_p=D, E} \llbracket I_h^{BK}v \rrbracket^2(x_p) &= \sum_{x_p=D, E} \llbracket I_h^{BK}v - v \rrbracket^2(x_p) \leq C \|\llbracket I_h^{BK}v - v \rrbracket\|_{L^\infty(T)}^2 \\ &\leq C \|I_h \mathbb{E}^+ v^+ - \mathbb{E}^+ v^+\|_{L^\infty(T)}^2 + C \|I_h \mathbb{E}^- v^- - \mathbb{E}^- v^-\|_{L^\infty(T)}^2 \\ &\leq Ch^2 (|\mathbb{E}^+ v^+|_{H^2(T)}^2 + |\mathbb{E}^- v^-|_{H^2(T)}^2), \end{aligned} \quad (4.18)$$

where we have used the standard interpolation error estimate in the last inequality, see Theorem 4.4.20 in [4].

The remaining term $[\![\beta \nabla(I_h^{BK} v) \cdot \mathbf{n}]\!](x^*)$ in (4.17) cannot be treated as (4.18) because $\nabla u \cdot \mathbf{n}$ is not well-defined at the point x^* when $u \in \tilde{H}^2(\Omega)$. Using the standard inverse inequality, (4.3) and the relation $\mathbf{n}(x^*) = \mathbf{n}_h$, we can derive

$$\begin{aligned} |[\![\beta \nabla(I_h^{BK} v) \cdot \mathbf{n}]\!](x^*)|^2 &\leq \|[\![\beta \nabla(I_h^{BK} v) \cdot \mathbf{n}_h]\!]\|_{L^\infty(T)}^2 \leq Ch^{-2} \|[\![\beta \nabla(I_h^{BK} v) \cdot \mathbf{n}_h]\!]\|_{L^2(T)}^2 \\ &\leq Ch^{-2} \left(\|[\![\beta \nabla(I_h^{BK} v) \cdot \mathbf{n}_h - \beta \nabla v \cdot \mathbf{n}_h]\!]\|_{L^2(T)}^2 + \|[\![\beta \nabla v \cdot (\mathbf{n} + \mathbf{n}_h - \mathbf{n})]\!]\|_{L^2(T)}^2 \right) \\ &\leq C \sum_{i=\pm} |\mathbb{E}^i v^i|_{H^2(T)}^2 + Ch^{-2} \left(\|[\![\beta \nabla v \cdot \mathbf{n}]\!]\|_{L^2(T)}^2 + \|\mathbf{n}_h - \mathbf{n}\|_{L^\infty(T)}^2 \|[\![\beta \nabla v]\!]\|_{L^2(T)}^2 \right) \\ &\leq C \sum_{i=\pm} \left(|\mathbb{E}^i v^i|_{H^2(T)}^2 + |\mathbb{E}^i v^i|_{H^1(T)}^2 \right) + Ch^{-2} \|[\![\beta \nabla v \cdot \mathbf{n}]\!]\|_{L^2(T)}^2, \end{aligned} \quad (4.19)$$

where $[\![\beta \nabla v \cdot \mathbf{n}]\!]$ represents the jump of the flux of $\mathbb{E}^\pm v^\pm$, see (4.7) for the definition of the notation $[\![\cdot]\!]$. We combine (4.15)-(4.19) to obtain the error estimate on the interface element

$$|\mathbb{E}_h v - I_h^{IFE} v|_{W_2^m(T_h^+ \cup T_h^-)}^2 \leq Ch^{4-2m} \sum_{i=\pm} \|\mathbb{E}^i v^i\|_{H^2(T)}^2 + Ch^{2-2m} \|[\![\beta \nabla v \cdot \mathbf{n}]\!]\|_{L^2(T)}^2.$$

Summing up and using Lemma 3, we get

$$\sum_{T \in \mathcal{T}_h^\Gamma} |\mathbb{E}_h v - I_h^{IFE} v|_{W_2^m(T_h^+ \cup T_h^-)}^2 \leq Ch^{4-2m} \|v\|_{H^2(\Omega^+ \cup \Omega^-)}^2 + Ch^{2-2m} \sum_{T \in \mathcal{T}_h^\Gamma} \|[\![\beta \nabla v \cdot \mathbf{n}]\!]\|_{L^2(T)}^2. \quad (4.20)$$

Since $v \in \tilde{H}^2(\Omega)$, from the definition (2.1) we know that $[\![\beta \nabla v \cdot \mathbf{n}]\!] = 0$ on Γ . Thus, by Lemma 2 and $\mathbf{n}(x) \in (C^1(N(\Gamma, \delta_0)))^2$, we have

$$\begin{aligned} \sum_{T \in \mathcal{T}_h^\Gamma} \|[\![\beta \nabla v \cdot \mathbf{n}]\!]\|_{L^2(T)}^2 &\leq \|[\![\beta \nabla v \cdot \mathbf{n}]\!]\|_{L^2(N(\Gamma, h))}^2 \leq Ch^2 \|[\![\beta \nabla v \cdot \mathbf{n}]\!]\|_{H^1(N(\Gamma, h))}^2 \\ &\leq Ch^2 (\|\mathbb{E}^+ v^+\|_{H^2(N(\Gamma, h))}^2 + \|\mathbb{E}^- v^-\|_{H^2(N(\Gamma, h))}^2) \leq Ch^2 \|v\|_{H^2(\Omega^+ \cup \Omega^-)}^2. \end{aligned} \quad (4.21)$$

Finally, substituting this into (4.20) we complete the proof of the lemma. \square

Now we are ready to prove the optimal approximation properties of the linear IFE space.

Theorem 2 *For any $v \in \tilde{H}^2(\Omega)$, there exists a constant C independent of h and the interface location relative to the mesh such that*

$$\|v - I_h^{IFE} v\|_{L^2(\Omega)} + h \left(\sum_{T \in \mathcal{T}_h} |v - I_h^{IFE} v|_{H^1(T)}^2 \right)^{1/2} \leq Ch^2 \|v\|_{H^2(\Omega^+ \cup \Omega^-)}. \quad (4.22)$$

Proof : On each non-interface element $T \in \mathcal{T}_h^{non}$, we have the standard estimate

$$\|v - I_h^{IFE} v\|_{L^2(T)} + h |v - I_h^{IFE} v|_{H^1(T)} \leq Ch^2 \|v\|_{H^2(T)}. \quad (4.23)$$

On each interface element $T \in \mathcal{T}_h^\Gamma$, by the triangle inequality, we have

$$|v - I_h^{IFE} v|_{W_2^m(T)}^2 \leq 2 |\mathbb{E}_h v - I_h^{IFE} v|_{W_2^m(T_h^+ \cup T_h^-)}^2 + 2 |v - \mathbb{E}_h v|_{W_2^m(T_h^+ \cup T_h^-)}^2, \quad m = 1, 2. \quad (4.24)$$

The first term on the right hand-side can be estimated by Lemma 7.

Next, we try to estimate the second term on the right-hand side of (4.24). From (4.5), we know that $\mathbb{E}_h v = \mathbb{E}^+ v^+$ on T_h^+ , which together with the fact $\mathbb{E}^+ v^+ = v^+ = v$ on $T_h^+ \cap T^+$ implies

$$|\mathbb{E}_h v - v|_{W_2^m(T_h^+)}^2 = |\mathbb{E}^+ v^+ - v|_{W_2^m(T_h^+)}^2 = |\mathbb{E}^+ v^+ - v^-|_{W_2^m(T_h^+ \setminus T^+)}^2, \quad m = 1, 2. \quad (4.25)$$

Since $T_h^+ \setminus T^+ \subset T^\Delta$, $T_h^+ \setminus T^+ \subset \Omega^-$ and $\mathbb{E}^+ v^+ = \mathbb{E}^- v^-$ on Γ , it follows from Lemma 4 that

$$\begin{aligned} \|\mathbb{E}^+ v^+ - v^-\|_{L^2(T_h^+ \setminus T^+)}^2 &\leq Ch^4 \|\mathbb{E}^+ v^+ - \mathbb{E}^- v^-\|_{H^1(T^\Delta)}^2 \leq Ch^4 \sum_{i=\pm} |\mathbb{E}^i v^i|_{H^1(T)}^2, \\ \|\nabla(\mathbb{E}^+ v - v^-)\|_{L^2(T_h^+ \setminus T^+)}^2 &\leq C \left(h^2 \|\nabla(v^+ - v^-)\|_{L^2(\Gamma \cap T)}^2 + h^4 \|\mathbb{E}^+ v - \mathbb{E}^- v^-\|_{H^2(T^\Delta)}^2 \right) \\ &\leq Ch^2 \sum_{i=\pm} \|\nabla v^i\|_{L^2(\Gamma \cap T)}^2 + Ch^4 \sum_{i=\pm} |\mathbb{E}^i v^i|_{H^2(T)}^2. \end{aligned} \quad (4.26)$$

From (4.25) and (4.26), we get, for $m = 0, 1$,

$$|v - \mathbb{E}_h v|_{W_2^m(T_h^+)}^2 \leq Ch^{4-2m} \sum_{i=\pm} \|\nabla v^i\|_{L^2(\Gamma \cap T)}^2 + Ch^4 \sum_{i=\pm} \|\mathbb{E}^i v^i\|_{H^2(T)}^2. \quad (4.27)$$

Analogously, we have the following result on T_h^- ,

$$|v - \mathbb{E}_h v|_{W_2^m(T_h^-)}^2 \leq Ch^{4-2m} \sum_{i=\pm} \|\nabla v^i\|_{L^2(\Gamma \cap T)}^2 + Ch^4 \sum_{i=\pm} \|\mathbb{E}^i v^i\|_{H^2(T)}^2. \quad (4.28)$$

Combining (4.23), (4.24), (4.27), (4.28) and Lemma 7, we have

$$\sum_{T \in \mathcal{T}_h} |v - I_h^{IFE} v|_{W_2^m(T)}^2 \leq Ch^{4-2m} \left(\|v\|_{H^2(\Omega^+ \cup \Omega^-)}^2 + \sum_{i=\pm} \|\nabla v^i\|_{L^2(\Gamma)}^2 \right) + Ch^4 \sum_{i=\pm} \|\mathbb{E}^i v^i\|_{H^2(\Omega)}^2, \quad (4.29)$$

which together with the global trace inequality on Ω^\pm

$$\sum_{i=\pm} \|\nabla v^i\|_{L^2(\Gamma)}^2 \leq C(\|v\|_{H^2(\Omega^-)}^2 + \|v\|_{H^2(\Omega^+)}^2) \quad (4.30)$$

and the continuity of the extension (see Lemma 3)

$$\|\mathbb{E}^+ v^+\|_{H^2(\Omega)}^2 + \|\mathbb{E}^- v^-\|_{H^2(\Omega)}^2 \leq C(\|v\|_{H^2(\Omega^+)}^2 + \|v\|_{H^2(\Omega^-)}^2) \quad (4.31)$$

implies the estimate (4.22). \square

4.2 The trace inequality for the space $\tilde{H}^2(T) + S_h(T)$

Assume $v \in \tilde{H}^2(T)$ and $w_h \in S_h(T)$, the standard trace inequality cannot be applied to $\nabla(v - w_h)$ because $v - w_h \notin H^2(T)$. To establish the trace inequality for the broken space, we first need the following trace lemma for the space $\tilde{H}^2(T)$.

Lemma 8 Assume $v \in \tilde{H}^2(T)$, there exists a constant C independent of h and the interface location relative to the mesh such that

$$\|\nabla v\|_{L^2(\partial T)} \leq C(h^{-\frac{1}{2}} \|\nabla v\|_{L^2(T)} + h^{\frac{1}{2}} |v|_{H^2(T^+ \cup T^-)}).$$

Proof : Since $v \in \tilde{H}^2(T)$, we have $\nabla v^\pm \in (H^1(T^\pm))^2$ with $T^\pm = \Omega^\pm \cap T$. By (4.1), we obtain

$$\nabla v^\pm \cdot \mathbf{t}(x) \in H^1(T^\pm) \quad \text{and} \quad \beta^\pm \nabla v^\pm \cdot \mathbf{n}(x) \in H^1(T^\pm).$$

Using the condition $[v]_{\Gamma \cap T} = [\beta \nabla v \cdot \mathbf{n}]_{\Gamma \cap T} = 0$ in the definition (2.1), we have

$$\nabla v \cdot \mathbf{t}(x) \in H^1(T) \quad \text{and} \quad \beta(x) \nabla v \cdot \mathbf{n}(x) \in H^1(T). \quad (4.32)$$

By the standard trace inequality, we get

$$\begin{aligned} \|\nabla v \cdot \mathbf{t}\|_{L^2(\partial T)} &\leq C(h^{-\frac{1}{2}} \|\nabla v \cdot \mathbf{t}\|_{L^2(T)} + h^{\frac{1}{2}} |\nabla v \cdot \mathbf{t}|_{H^1(T)}), \\ \|\beta \nabla v \cdot \mathbf{n}\|_{L^2(\partial T)} &\leq C(h^{-\frac{1}{2}} \|\beta \nabla v \cdot \mathbf{n}\|_{L^2(T)} + h^{\frac{1}{2}} |\beta \nabla v \cdot \mathbf{n}|_{H^1(T)}). \end{aligned}$$

Hence, we finally conclude

$$\begin{aligned} \|\nabla v\|_{L^2(\partial T)} &\leq C(\|\nabla v \cdot \mathbf{t}\|_{L^2(\partial T)} + \|\beta \nabla v \cdot \mathbf{n}\|_{L^2(\partial T)}) \\ &\leq Ch^{-\frac{1}{2}} (\|\nabla v \cdot \mathbf{t}\|_{L^2(T)} + \|\beta \nabla v \cdot \mathbf{n}\|_{L^2(T)}) + Ch^{\frac{1}{2}} (|\nabla v \cdot \mathbf{t}|_{H^1(T)} + |\beta \nabla v \cdot \mathbf{n}|_{H^1(T)}) \\ &\leq C(h^{-\frac{1}{2}} \|\nabla v\|_{L^2(T)} + h^{\frac{1}{2}} |v|_{H^2(T^+ \cup T^-)}). \end{aligned}$$

\square

The following trace inequality for the spaces $\tilde{H}^2(T) + S_h(T)$ is important in the convergence proof.

Lemma 9 *Let $T \in \mathcal{T}_h^I$ be an interface element and $S_h(T)$ be the linear IFE shape function space. For any $v \in \tilde{H}^2(T)$ and any $w_h \in S_h(T)$, there exists a constant C independent of h and the interface location relative to the mesh such that*

$$\|\nabla(v - w_h)\|_{L^2(\partial T)} \leq Ch^{-\frac{1}{2}}\|\nabla(v - w_h)\|_{L^2(T)} + Ch^{\frac{1}{2}}(|v|_{H^2(T^+ \cup T^-)} + |v|_{H^1(T)}). \quad (4.33)$$

Proof : First we split the left hand-side of the inequality as

$$\begin{aligned} \|\nabla(v - w_h)\|_{L^2(\partial T)} &\leq C\|\nabla(v - w_h) \cdot \mathbf{t}_h\|_{L^2(\partial T)} + C\|\beta\nabla(v - w_h) \cdot \mathbf{n}_h\|_{L^2(\partial T)} \\ &\leq C(\|\nabla v \cdot \mathbf{t} - \nabla w_h \cdot \mathbf{t}_h\|_{L^2(\partial T)} + \|\nabla v \cdot (\mathbf{t} - \mathbf{t}_h)\|_{L^2(\partial T)} \\ &\quad + \|\beta\nabla v \cdot \mathbf{n} - \beta_h\nabla w_h \cdot \mathbf{n}_h\|_{L^2(\partial T)} + \|\beta\nabla v \cdot (\mathbf{n} - \mathbf{n}_h)\|_{L^2(\partial T)}), \end{aligned} \quad (4.34)$$

where we have used the fact $\beta = \beta_h$ on the boundary ∂T .

Next, we estimate the first and the third terms on the right-hand side of (4.34). From (2.5), we have

$$\nabla w_h \cdot \mathbf{t}_h(x) \in H^1(T), \quad (4.35)$$

which together with (4.32) implies

$$\nabla v \cdot \mathbf{t} - \nabla w_h \cdot \mathbf{t}_h \in H^1(T).$$

Thus, by the standard trace inequality, the first term on the right-hand side of (4.34) can be estimated as

$$\begin{aligned} \|\nabla v \cdot \mathbf{t} - \nabla w_h \cdot \mathbf{t}_h\|_{L^2(\partial T)} &\leq C\left(h^{-\frac{1}{2}}\|\nabla v \cdot \mathbf{t} - \nabla w_h \cdot \mathbf{t}_h\|_{L^2(T)} + h^{\frac{1}{2}}|\nabla v \cdot \mathbf{t} - \nabla w_h \cdot \mathbf{t}_h|_{H^1(T)}\right) \\ &\leq Ch^{-\frac{1}{2}}(\|\nabla v \cdot \mathbf{t}_h - \nabla w_h \cdot \mathbf{t}_h\|_{L^2(T)} + \|\nabla v \cdot (\mathbf{t} - \mathbf{t}_h)\|_{L^2(T)}) + Ch^{\frac{1}{2}}|v|_{H^2(T^+ \cup T^-)} \\ &\leq Ch^{-\frac{1}{2}}(\|\nabla(v - w_h)\|_{L^2(T)} + \|\nabla v \cdot (\mathbf{t} - \mathbf{t}_h)\|_{L^2(T)}) + Ch^{\frac{1}{2}}|v|_{H^2(T^+ \cup T^-)}. \end{aligned} \quad (4.36)$$

For the third term on the right-hand side of (4.34), from (2.5), we also we have

$$\beta_h(x)\nabla w_h \cdot \mathbf{n}_h \in H^1(T). \quad (4.37)$$

Thus, it follows from (4.32) that

$$\beta\nabla v \cdot \mathbf{n} - \beta_h\nabla w_h \cdot \mathbf{n}_h \in H^1(T). \quad (4.38)$$

Similar to (4.36), by the standard trace inequality, we obtain

$$\begin{aligned} \|\beta\nabla v \cdot \mathbf{n} - \beta_h\nabla w_h \cdot \mathbf{n}_h\|_{L^2(\partial T)} &\leq Ch^{-\frac{1}{2}}(\|\nabla(v - w_h)\|_{L^2(T)} + \|\nabla v \cdot (\mathbf{n} - \mathbf{n}_h)\|_{L^2(T)}) \\ &\quad + Ch^{\frac{1}{2}}|v|_{H^2(T^+ \cup T^-)}. \end{aligned} \quad (4.39)$$

Combining (4.34), (4.36) and (4.39), we obtain

$$\begin{aligned} \|\nabla(v - w_h)\|_{L^2(\partial T)} &\leq Ch^{-\frac{1}{2}}\|\nabla(v - w_h)\|_{L^2(T)} + Ch^{\frac{1}{2}}|v|_{H^2(T^+ \cup T^-)} \\ &\quad + Ch^{-\frac{1}{2}}(\|\nabla v \cdot (\mathbf{n} - \mathbf{n}_h)\|_{L^2(T)} + \|\nabla v \cdot (\mathbf{t} - \mathbf{t}_h)\|_{L^2(T)}) \\ &\quad + C(\|\nabla v \cdot (\mathbf{t} - \mathbf{t}_h)\|_{L^2(\partial T)} + \|\nabla v \cdot (\mathbf{n} - \mathbf{n}_h)\|_{L^2(\partial T)}). \end{aligned}$$

Using (4.3), we further get

$$\begin{aligned} \|\nabla(v - w_h)\|_{L^2(\partial T)} &\leq Ch^{-\frac{1}{2}}\|\nabla(v - w_h)\|_{L^2(T)} + Ch^{\frac{1}{2}}|v|_{H^2(T^+ \cup T^-)} \\ &\quad + Ch^{\frac{1}{2}}\|\nabla v\|_{L^2(T)} + Ch\|\nabla v\|_{L^2(\partial T)}, \end{aligned}$$

which, together with Lemma 8, completes the proof. \square

4.3 The stability analysis of the local lifting operator

Lemma 10 *There exists a constant C independent of h and the interface location relative to the mesh such that*

$$\|r_e(\varphi)\|_{L^2(\Omega)} \leq Ch^{-\frac{1}{2}} \|\varphi\|_{L^2(e)}, \quad \forall \varphi \in L^2(e), \quad \forall e \in \mathcal{E}_h^\Gamma.$$

Proof : Let T_1 and T_2 be the interface elements sharing the edge e , i.e., $\overline{T_1} \cap \overline{T_2} = \overline{e}$ and $T_1, T_2 \in \mathcal{T}_h^\Gamma$. Then the support of $r_e(\varphi)$ is $T_1 \cup T_2$. Taking $w_h = r_e(\varphi)$ in (3.3), we have

$$\begin{aligned} \|r_e(\varphi)\|_{L^2(\Omega)}^2 &\leq C \|\beta_h^{1/2} r_e(\varphi)\|_{L^2(T_1 \cup T_2)}^2 = C \int_e \{\beta_h r_e(\varphi) \cdot \mathbf{n}_e\}_e \varphi ds \\ &\leq C \|\{\beta_h r_e(\varphi)\}_e\|_{L^2(e)} \|\varphi\|_{L^2(e)} \leq C \|\varphi\|_{L^2(e)} \sum_{i=1,2} \|r_e(\varphi)|_{T_i}\|_{L^2(e)}. \end{aligned} \quad (4.40)$$

In order to use the trace inequality (4.33), we need to prove that there exists a function $v_h \in S_h(T_1)$ such that $\nabla v_h = r_e(\varphi)|_{T_1}$. Since $r_e(\varphi)|_{T_1 \cap \Omega_h^-}$ is a constant vector, there exists a linear function v_h^- such that $\nabla v_h^- = r_e(\varphi)|_{T_1 \cap \Omega^-}$. Let D and E be intersection points of Γ and ∂T_1 . For any point $x \in T_1 \cap \Omega_h^+$, we define

$$v_h^+(x) = v_h^-(x_\perp) + |xx_\perp| \frac{\beta^-}{\beta^+} \nabla v_h^- \cdot \mathbf{n}_h,$$

where x_\perp is the orthogonal projection of the point x onto the line DE and $|xx_\perp|$ is the distance between the points x and x_\perp . Now we define $v_h|_{T_1 \cap \Omega_h^\pm} = v_h^\pm$. It is easy to verify that $\nabla v_h = r_e(\varphi)|_{T_1}$ and $v_h \in S_h(T_1)$.

By choosing $v = 0$ and $w_h = v_h$ in Lemma 9, we have

$$\|r_e(\varphi)|_{T_1}\|_{L^2(e)} = \|\nabla v_h\|_{L^2(e)} \leq Ch^{-\frac{1}{2}} \|\nabla v_h\|_{L^2(T)} = Ch^{-\frac{1}{2}} \|r_e(\varphi)|_{T_1}\|_{L^2(T_1)}. \quad (4.41)$$

Similarly, on the element T_2 , we also have the estimate

$$\|r_e(\varphi)|_{T_2}\|_{L^2(e)} \leq Ch^{-\frac{1}{2}} \|r_e(\varphi)|_{T_2}\|_{L^2(T_2)}. \quad (4.42)$$

The lemma follows from (4.40), (4.41) and (4.42). □

4.4 The optimal convergence analysis of the parameter free PPIFE method

For all $v \in (H_0^1(\Omega) \cap \tilde{H}^2(\Omega)) + V_h^{IFE}$, we define the following mesh-dependent norms

$$\|v\|_h^2 = \sum_{T \in \mathcal{T}_h} \|\sqrt{\beta_h} \nabla v\|_{L^2(T)}^2$$

and

$$|||v|||_h^2 = \|v\|_h^2 + \sum_{e \in \mathcal{E}_h^\Gamma} h \|\{\beta_h \nabla v\}_e\|_{L^2(e)}^2 + \sum_{e \in \mathcal{E}_h^\Gamma} h^{-1} \|[v]_e\|_{L^2(e)}^2 + s_h(v, v). \quad (4.43)$$

Note that $\|\cdot\|_h$ is indeed a norm because $\|v\|_h = 0$ implies v is a piecewise constant, which together with the zero boundary condition and the continuity at Γ_h and nodal points implies $v = 0$.

It follows from the Cauchy-Schwarz inequality that

$$|A_h(w, v)| \leq |||w|||_h |||v|||_h, \quad \forall w, v \in (H_0^1(\Omega) \cap \tilde{H}^2(\Omega)) + V_h^{IFE}. \quad (4.44)$$

The following lemma shows that the parameter free PPIFE method is coercive with respect to $\|\cdot\|_h$.

Lemma 11 (Coercivity) *The parameter free PPIFE method has the following coercive relation*

$$A_h(v_h, v_h) \geq \frac{1}{2} \|v_h\|_h^2, \quad \forall v_h \in V_h^{IFE}. \quad (4.45)$$

Proof : For any $e \in \mathcal{E}_h^\Gamma$, we denote by \mathcal{P}_e the set of two triangles in \mathcal{T}_h^Γ sharing the edge e . From (3.3) and (3.4), we know that the support of $r_e([v_h]_e)$ is $\cup_{T \in \mathcal{P}_e} T$ and

$$2 \sum_{e \in \mathcal{E}_h^\Gamma} \int_e \{\beta_h \nabla v_h \cdot \mathbf{n}_e\}_e [v_h]_e ds = 2 \sum_{e \in \mathcal{E}_h^\Gamma} \sum_{T \in \mathcal{P}_e} \int_T \beta_h(x) r_e([v_h]_e) \cdot \nabla v_h dx.$$

From the Cauchy-Schwarz inequality, we further get

$$\begin{aligned} & 2 \sum_{e \in \mathcal{E}_h^\Gamma} \int_e \{\beta_h \nabla v_h \cdot \mathbf{n}_e\}_e [v_h]_e ds \\ & \leq 2 \sum_{e \in \mathcal{E}_h^\Gamma} \left(\sum_{T \in \mathcal{P}_e} \int_T \beta_h r_e([v_h]_e) \cdot r_e([v_h]_e) dx \right)^{\frac{1}{2}} \left(\sum_{T \in \mathcal{P}_e} \int_T \beta_h \nabla v_h \cdot \nabla v_h dx \right)^{\frac{1}{2}} \\ & \leq 2 \left(\sum_{e \in \mathcal{E}_h^\Gamma} \sum_{T \in \mathcal{P}_e} \int_T \beta_h r_e([v_h]_e) \cdot r_e([v_h]_e) dx \right)^{\frac{1}{2}} \left(\sum_{e \in \mathcal{E}_h^\Gamma} \sum_{T \in \mathcal{P}_e} \int_T \beta_h \nabla v_h \cdot \nabla v_h dx \right)^{\frac{1}{2}}. \end{aligned} \quad (4.46)$$

From Assumption A, we know that each interface element has at most two interface edges. Thus, each interface element is calculated at most twice, i.e.,

$$\sum_{e \in \mathcal{E}_h^\Gamma} \sum_{T \in \mathcal{P}_e} \int_T \beta_h \nabla v_h \cdot \nabla v_h dx \leq 2 \sum_{T \in \mathcal{T}_h} \int_T \beta_h(x) \nabla v_h \cdot \nabla v_h dx. \quad (4.47)$$

Substituting (3.7) and (4.47) into (4.46), we find

$$\begin{aligned} 2 \sum_{e \in \mathcal{E}_h^\Gamma} \int_e \{\beta_h \nabla v_h \cdot \mathbf{n}_e\}_e [v_h]_e ds & \leq (s_h(v_h, v_h))^{\frac{1}{2}} \left(2 \sum_{T \in \mathcal{T}_h} \int_T \beta_h(x) \nabla v_h \cdot \nabla v_h dx \right)^{\frac{1}{2}} \\ & \leq \frac{1}{2\epsilon} s_h(v_h, v_h) + \epsilon \sum_{T \in \mathcal{T}_h} \int_T \beta_h(x) \nabla v_h \cdot \nabla v_h dx. \end{aligned}$$

With $\epsilon = \frac{1}{2}$, the inequality above becomes,

$$2 \sum_{e \in \mathcal{E}_h^\Gamma} \int_e \{\beta_h \nabla v_h \cdot \mathbf{n}_e\}_e [v_h]_e ds \leq s_h(v_h, v_h) + \frac{1}{2} \sum_{T \in \mathcal{T}_h} \int_T \beta_h(x) \nabla v_h \cdot \nabla v_h dx.$$

Therefore, from (3.6) and (3.7) we arrive at

$$a_h(v_h, v_h) + s_h(v_h, v_h) \geq \frac{1}{2} \sum_{T \in \mathcal{T}_h} \int_T \beta_h(x) \nabla v_h \cdot \nabla v_h dx = \frac{1}{2} \|v_h\|_h^2.$$

This completes the proof of this lemma. \square

Next, we try to prove the equivalence of the two norms $\|\cdot\|_h$ and $|||\cdot|||_h$ on the IFE space V_h^{IFE} . To begin with, we need the following lemma.

Lemma 12 *There exists a constant C independent of h and the interface location relative to the mesh such that*

$$\int_e [v_h]_e^2 ds \leq Ch \left(\|\nabla v_h\|_{L^2(T_1)}^2 + \|\nabla v_h\|_{L^2(T_2)}^2 \right), \quad \forall e \in \mathcal{E}_h^\Gamma, \quad \forall v_h \in V_h^{IFE},$$

where $\overline{T_1} \cap \overline{T_2} = \overline{e}$ and $T_1, T_2 \in \mathcal{T}_h^\Gamma$.

Proof : This result was first proved in [24]. Here we present a simpler proof. Since $I_h v_h \in V_h$, we have $[I_h v_h]_e = 0$. Thus,

$$\int_e [v_h]_e^2 ds = \int_e [v_h - I_h v_h]_e^2 ds \leq 2 \int_e (v_h|_{T_1} - I_h v_h)^2 ds + 2 \int_e (v_h|_{T_2} - I_h v_h)^2 ds. \quad (4.48)$$

Next we estimate the first term on the right-hand side of (4.48). The second term can be treated similarly. Without loss of generality, we use a triangle in Figure 2 to illustrate the proof process. Now the interface element T_1 is $\triangle A_1 A_2 A_3$, the interface edge e is $\overline{A_1 A_2}$ and the intersection point on the interface edge e is D . To simplify the notation, we define

$$g := v_h|_{T_1} - I_h v_h, \quad g^\pm := g|_{T_1 \cap \Omega_h^\pm} \quad \text{and} \quad v_h^\pm := v_h|_{T_1 \cap \Omega_h^\pm}.$$

Using the facts $g(A_1) = g(A_2) = 0$, $g(E) = g^+(E) = g^-(E)$, and g is piecewise linear on $\overline{A_1 A_2}$, we have

$$g(E) = \nabla g^+ \cdot \mathbf{t}_e |A_2 D| \quad \text{and} \quad g(E) = \nabla g^- \cdot (-\mathbf{t}_e) |A_1 D|,$$

where $\mathbf{t}_e = \overrightarrow{A_2 A_1} / |A_2 A_1|$ is the unit tangent vector of e . Thus,

$$\begin{aligned} g(E) &= |A_1 A_2|^{-1} |A_1 D| |A_2 D| (\nabla g^+ - \nabla g^-) \cdot \mathbf{t}_e \\ &= |A_1 A_2|^{-1} |A_1 D| |A_2 D| \left((\nabla g^+ - \nabla g^-) \cdot \mathbf{n}_h \mathbf{n}_h \cdot \mathbf{t}_e + (\nabla g^+ - \nabla g^-) \cdot \mathbf{t}_h \mathbf{t}_h \cdot \mathbf{t}_e \right) \\ &= |A_1 A_2|^{-1} |A_1 D| |A_2 D| (\nabla v_h^+ - \nabla v_h^-) \cdot \mathbf{n}_h \mathbf{n}_h \cdot \mathbf{t}_e, \end{aligned}$$

where we have taken account for $\nabla g^+ \cdot \mathbf{t}_h = \nabla g^- \cdot \mathbf{t}_h$ and $\nabla g^+ \cdot \mathbf{n}_h - \nabla g^- \cdot \mathbf{n}_h = \nabla v_h^+ \cdot \mathbf{n}_h - \nabla v_h^- \cdot \mathbf{n}_h$ in the last equality. Using the inequality $|A_1 D| |A_2 D| \leq (|A_1 D| + |A_2 D|)^2 / 4$ and the fact $|\mathbf{n}_h \cdot \mathbf{t}_e| \leq 1$, we further get

$$\begin{aligned} |g(E)|^2 &\leq \frac{|A_1 A_2|^2}{16} \left((\nabla v_h^+ - \nabla v_h^-) \cdot \mathbf{n}_h \right)^2 \leq Ch^2 \left(|\nabla v_h^+ \cdot \mathbf{n}_h|^2 + |\nabla v_h^- \cdot \mathbf{n}_h|^2 \right) \\ &\leq Ch^2 \left(|\beta^+ \nabla v_h^+ \cdot \mathbf{n}_h|^2 + |\beta^- \nabla v_h^- \cdot \mathbf{n}_h|^2 \right). \end{aligned}$$

Note that $\beta^+ \nabla v_h^+ \cdot \mathbf{n}_h = \beta^- \nabla v_h^- \cdot \mathbf{n}_h$ is a constant, which leads to

$$\begin{aligned} |g(E)|^2 &\leq Ch^2 |T_1|^{-1} \left(|\beta^+ \nabla v_h^+ \cdot \mathbf{n}_h|^2 + |\beta^- \nabla v_h^- \cdot \mathbf{n}_h|^2 \right) |T_1| \\ &= Ch^2 |T_1|^{-1} \|\beta \nabla v_h \cdot \mathbf{n}_h\|_{L^2(T_1)}^2 \leq C \|v_h\|_{H^1(T_1)}^2. \end{aligned}$$

Since g is piecewise linear on e and $g(A_1) = g(A_2) = 0$, we arrive at

$$\begin{aligned} \int_e g^2 ds &= \int_{A_2 D} g^2 ds + \int_{A_1 D} g^2 ds \leq C_1 |g(E)|^2 |A_2 D| + C_2 |g(E)|^2 |A_1 D| \\ &\leq C |g(E)|^2 |A_1 A_2| \leq Ch |g(E)|^2 \leq Ch \|v_h\|_{H^1(T_1)}^2, \end{aligned}$$

which together with (4.48) and a similar estimation on T_2 implies this lemma. \square

Now we are ready to prove the equivalence of these two norms in the following lemma.

Lemma 13 *There exists a constant C independent of h and the interface location relative to the mesh such that*

$$\|v_h\|_h \leq \|v_h\|_h \leq C \|v_h\|_h, \quad \forall v_h \in V_h^{IFE}. \quad (4.49)$$

Proof : The first inequality is obvious. Thus, we just need to prove the second inequality. For any $e \in \mathcal{E}_h^\Gamma$, we denote by \mathcal{P}_e the set of two triangles in \mathcal{T}_h^Γ sharing the edge e . Setting $v = 0$ in Lemma 9, we have

$$\sum_{e \in \mathcal{E}_h^\Gamma} h \|\{\beta_h \nabla v_h\}_e\|_{L^2(e)}^2 \leq C \sum_{e \in \mathcal{E}_h^\Gamma} \sum_{T \in \mathcal{P}_e} h \|\nabla v_h\|_{L^2(\partial T)}^2 \leq C \sum_{e \in \mathcal{E}_h^\Gamma} \sum_{T \in \mathcal{P}_e} \|\nabla v_h\|_{L^2(T)}^2 \leq C \|v_h\|_h^2. \quad (4.50)$$

From Lemma 12, we obtain

$$\sum_{e \in \mathcal{E}_h^\Gamma} h^{-1} \|[v_h]_e\|_{L^2(e)}^2 \leq C \sum_{e \in \mathcal{E}_h^\Gamma} \sum_{T \in \mathcal{P}_e} \|\nabla v_h\|_{L^2(T)}^2 \leq C \|v_h\|_h^2. \quad (4.51)$$

From Lemma 10 for the local lifting operator and (4.51), we arrive at

$$s_h(v_h, v_h) \leq C \sum_{e \in \mathcal{E}_h^\Gamma} \|r_e([v_h]_e)\|_{L^2(\Omega)}^2 \leq C \sum_{e \in \mathcal{E}_h^\Gamma} h^{-1} \|[v_h]_e\|_{L^2(e)}^2 \leq C \|v_h\|_h^2,$$

which together with (4.43), (4.50) and (4.51) yields the second inequality in (4.49). \square

The following lemma provides an optimal estimate for the interpolation error in terms of the norm $||| \cdot |||_h$.

Lemma 14 *Suppose $v \in \tilde{H}^2(\Omega)$, then there exists a constant C independent of h and the interface location relative to the mesh such that*

$$|||v - I_h^{IFE} v|||_h \leq Ch \|v\|_{H^2(\Omega \cup \Omega^-)}.$$

Proof : For any $e \in \mathcal{E}_h^\Gamma$, we denote by \mathcal{P}_e the set of two triangles in \mathcal{T}_h^Γ sharing the edge e . Since $(v - I_h^{IFE} v)|_T \in H^1(T)$ for all $T \in \mathcal{T}_h^\Gamma$, by the standard trace inequality, we have

$$h^{-1} \|v - I_h^{IFE} v\|_{L^2(e)}^2 \leq Ch^{-2} \sum_{T \in \mathcal{P}_e} \|v - I_h^{IFE} v\|_{L^2(T)}^2 + C \sum_{T \in \mathcal{P}_e} |v - I_h^{IFE} v|_{H^1(T)}^2. \quad (4.52)$$

On the other hand, since $(v - I_h^{IFE} v)|_T \in \tilde{H}^2(T) + S_h(T)$ for all $T \in \mathcal{T}_h^\Gamma$, by Lemma 9, we have

$$\begin{aligned} h \|\{\beta_h \nabla(v - I_h^{IFE} v)\}_e\|_{L^2(e)}^2 &\leq Ch \sum_{T \in \mathcal{P}_e} \|\nabla(v - I_h^{IFE} v)\|_{L^2(\partial T)}^2 \\ &\leq C \sum_{T \in \mathcal{P}_e} \|\nabla(v - I_h^{IFE} v)\|_{L^2(T)}^2 + Ch^2 \sum_{T \in \mathcal{P}_e} (|v|_{H^2(T \cup T^-)}^2 + |v|_{H^1(T)}^2). \end{aligned} \quad (4.53)$$

From Lemma 10 for the local lifting operator, we find

$$s_h(v - I_h^{IFE} v, v - I_h^{IFE} v) \leq C \sum_{e \in \mathcal{E}_h^\Gamma} \|r_e([v - I_h^{IFE} v]_e)\|_{L^2(\Omega)}^2 \leq C \sum_{e \in \mathcal{E}_h^\Gamma} h^{-1} \|v - I_h^{IFE} v\|_{L^2(e)}^2. \quad (4.54)$$

Combining (4.43), (4.52), (4.53) and (4.54), we obtain

$$|||v - I_h^{IFE} v|||_h^2 \leq Ch^{-2} \|v - I_h^{IFE} v\|_{L^2(\Omega)}^2 + C \sum_{T \in \mathcal{T}_h} |v - I_h^{IFE} v|_{H^1(T)}^2 + Ch^2 \|v\|_{H^2(\Omega \cup \Omega^-)}^2,$$

which together with Theorem 2 implies this lemma. \square

The following lemma concerns the inconsistent error caused by replacing $\beta(x)$ by $\beta_h(x)$.

Lemma 15 *Let u and u_h be the solutions to (1.1)-(1.7) and (3.5)-(3.7), respectively. Then it holds that*

$$A_h(u - u_h, v_h) = \sum_{T \in \mathcal{T}_h^\Gamma} \int_{T^\Delta} (\beta_h(x) - \beta(x)) \nabla u \cdot \nabla v_h dx, \quad \forall v_h \in V_h^{IFE},$$

where T^Δ is define in (4.4).

Proof : Integrating by parts and summing up over all triangles in \mathcal{T}_h , we have, for any $v_h \in V_h^{IFE}$,

$$\begin{aligned} \int_{\Omega} f v_h dx &= \sum_{T \in \mathcal{T}_h} \int_T \beta(x) \nabla u \cdot \nabla v_h dx - \sum_{e \in \mathcal{E}_h^\Gamma} \int_e \beta(x) \nabla u \cdot \mathbf{n}_e [v_h] ds \\ &= \sum_{T \in \mathcal{T}_h} \int_T \beta(x) \nabla u \cdot \nabla v_h dx - \sum_{e \in \mathcal{E}_h^\Gamma} \int_e \{\beta \nabla u \cdot \mathbf{n}_e\}_e [v_h]_e + \{\beta \nabla v_h \cdot \mathbf{n}_e\}_e [u]_e ds, \end{aligned} \quad (4.55)$$

where we have used the facts that $u|_{\partial\Omega} = 0$, $v_h|_{\partial\Omega} = 0$, the function u and its flux are continuous on all edges \mathcal{E}_h since $u \in \tilde{H}^2(\Omega)$, and $v_h \in V_h^{IFE}$ is only discontinuous on interface edges \mathcal{E}_h^Γ .

Since $[u]_e = 0$, for any $e \in \mathcal{E}_h^\Gamma$, we have $r_e([u]_e) = 0$ and

$$s_h(u, v_h) = 4 \sum_{e \in \mathcal{E}_h^\Gamma} \int_{\Omega} \beta_h(x) r_e([u]_e) \cdot r_e([v_h]_e) dx = 0, \quad \forall v_h \in V_h^{IFE}. \quad (4.56)$$

Combining (3.5)-(3.7), (4.55) and (4.56), and using the fact that $\beta_h(x) = \beta(x)$ on interface edges \mathcal{E}_h^Γ , we arrive at the desired identity,

$$a_h(u - u_h, v_h) + s_h(u - u_h, v_h) = \sum_{T \in \mathcal{T}_h^\Gamma} \int_{T^\Delta} (\beta_h(x) - \beta(x)) \nabla u \cdot \nabla v_h dx.$$

\square

We now provide the H^1 error estimate for the parameter free PPIFE method in the following theorem.

Theorem 3 *Let u and u_h be the solutions to (1.1)-(1.7) and (3.5)-(3.7), respectively. Then there exists a constant C independent of h and the interface location relative to the mesh such that*

$$\|u - u_h\|_h \leq Ch \|u\|_{H^2(\Omega^+ \cup \Omega^-)}.$$

Proof : By using Lemma 13 for the equivalence of two norms, the coercivity (4.45) and the continuity (4.44) of the bilinear form $A_h(\cdot, \cdot)$, we have

$$\begin{aligned} \|u_h - I_h^{IFE} u_h\|_h^2 &\leq C \|u_h - I_h^{IFE} u_h\|_h^2 \leq CA_h(u_h - I_h^{IFE} u_h, u_h - I_h^{IFE} u_h) \\ &= CA_h(u - I_h^{IFE} u_h, u_h - I_h^{IFE} u_h) + CA_h(u_h - u, u_h - I_h^{IFE} u_h) \\ &\leq C \|u - I_h^{IFE} u_h\|_h \|u_h - I_h^{IFE} u_h\|_h + CA_h(u_h - u, u_h - I_h^{IFE} u_h) \end{aligned} \quad (4.57)$$

From Lemma 15, we get

$$\begin{aligned} |A_h(u_h - u, u_h - I_h^{IFE} u_h)| &\leq \sum_{T \in \mathcal{T}_h^\Gamma} \int_{T^\Delta} |(\beta_h - \beta) \nabla u \cdot \nabla (u_h - I_h^{IFE} u_h)| ds \\ &\leq C \sum_{T \in \mathcal{T}_h^\Gamma} \int_{T^\Delta} |\nabla u \cdot \nabla (u_h - I_h^{IFE} u_h)| ds \leq C \|u_h - I_h^{IFE} u_h\|_h \left(\sum_{T \in \mathcal{T}_h^\Gamma} \|\nabla u\|_{L^2(T^\Delta)}^2 \right)^{1/2}. \end{aligned} \quad (4.58)$$

From Lemma 4, the global trace inequality on Ω^\pm and Lemma 3, we continue to derive the following,

$$\begin{aligned} \sum_{T \in \mathcal{T}_h^\Gamma} \|\nabla u\|_{L^2(T^\Delta)}^2 &= \sum_{T \in \mathcal{T}_h^\Gamma} \sum_{i=\pm} \|\nabla u^i\|_{L^2(T^\Delta \cap T^i)}^2 \leq \sum_{T \in \mathcal{T}_h^\Gamma} \sum_{i=\pm} \|\nabla \mathbb{E}^i u^i\|_{L^2(T^\Delta)}^2 \\ &\leq C \sum_{T \in \mathcal{T}_h^\Gamma} \sum_{i=\pm} \left(h^2 \|\nabla u^i\|_{L^2(T \cap \Gamma)}^2 + h^4 |\mathbb{E}^i u^i|_{H^2(T^\Delta)}^2 \right) \\ &\leq Ch^2 \sum_{i=\pm} \|\nabla u^i\|_{L^2(\Gamma)}^2 + Ch^4 \sum_{i=\pm} |\mathbb{E}^i u^i|_{H^2(\Omega)}^2 \\ &\leq Ch^2 \sum_{i=\pm} \|u\|_{H^2(\Omega^i)}^2 = Ch^2 \|u\|_{H^2(\Omega^+ \cup \Omega^-)}^2. \end{aligned} \quad (4.59)$$

Substituting (4.58) and (4.59) into (4.57), we obtain

$$\|u_h - I_h^{IFE} u_h\|_h \leq C \|u - I_h^{IFE} u_h\|_h + Ch \|u\|_{H^2(\Omega^+ \cup \Omega^-)}.$$

Thus, by the triangle inequality and Lemma 14, we arrive at

$$\begin{aligned} \|u - u_h\|_h &\leq \|u - I_h^{IFE} u_h\|_h + \|u_h - I_h^{IFE} u_h\|_h \\ &\leq C \|u - I_h^{IFE} u_h\|_h + Ch \|u\|_{H^2(\Omega^+ \cup \Omega^-)} \leq Ch \|u\|_{H^2(\Omega^+ \cup \Omega^-)}, \end{aligned}$$

which completes the proof of the theorem. \square

Finally, we show the optimal L^2 error estimate for the parameter free PPIFE method using the standard duality argument.

Theorem 4 *Let u and u_h be the solutions to (1.1)-(1.7) and (3.5)-(3.7), respectively. Then there exists a constant C independent of h and the interface location relative to the mesh such that*

$$\|u - u_h\|_{L^2(\Omega)} \leq Ch^2 \|u\|_{H^2(\Omega^+ \cup \Omega^-)}.$$

Proof : Let w be the solution of the following auxiliary problem

$$\begin{aligned} -\nabla \cdot (\beta(x) \nabla w) &= u - u_h && \text{in } \Omega \setminus \Gamma \\ [w]_\Gamma &= 0, \quad [\beta \nabla w \cdot \mathbf{n}]_\Gamma = 0 && \text{on } \Gamma \\ w &= 0 && \text{on } \partial\Omega. \end{aligned} \quad (4.60)$$

Since $u - u_h \in L^2(\Omega)$, it follows from Theorem 1 that

$$w \in \tilde{H}^2(\Omega) \quad \text{and} \quad \|w\|_{H^2(\Omega \cup \Omega^-)} \leq C \|u - u_h\|_{L^2(\Omega)}. \quad (4.61)$$

Multiplying (4.60) by $u - u_h$ and integrating by parts, we find

$$\begin{aligned} \|u - u_h\|_{L^2(\Omega)}^2 &= \sum_{T \in \mathcal{T}_h} \int_T -\nabla \cdot (\beta(x) \nabla w)(u - u_h) dx \\ &= \sum_{T \in \mathcal{T}_h} \int_T \beta \nabla w \cdot \nabla (u - u_h) dx - \sum_{e \in \mathcal{E}_h^\Gamma} \int_e \{\beta \nabla w \cdot \mathbf{n}_e\}_e [u - u_h]_e ds. \end{aligned}$$

Using the facts that $[w]_e = 0$ and $s_h(w, u - u_h) = 0$, we have

$$\begin{aligned} \|u - u_h\|_{L^2(\Omega)}^2 &= \sum_{T \in \mathcal{T}_h} \int_T \beta \nabla w \cdot \nabla (u - u_h) dx + s_h(w, u - u_h) \\ &\quad - \sum_{e \in \mathcal{E}_h^\Gamma} \int_e (\{\beta \nabla w \cdot \mathbf{n}_e\}_e [u - u_h]_e + \{\beta \nabla (u - u_h) \cdot \mathbf{n}_e\}_e [w]_e) ds \\ &= A_h(w, u - u_h) + \sum_{T \in \mathcal{T}_h} \int_T (\beta - \beta_h) \nabla w \cdot \nabla (u - u_h) dx \\ &= A_h(w - I_h^{IFE} w, u - u_h) + A_h(I_h^{IFE} w, u - u_h) + \sum_{T \in \mathcal{T}_h} \int_T (\beta - \beta_h) \nabla w \cdot \nabla (u - u_h) dx. \end{aligned} \quad (4.62)$$

The first term of (4.62) is bounded as shown below,

$$\left| A_h(w - I_h^{IFE} w, u - u_h) \right| \leq C \|w - I_h^{IFE} w\|_h \|u - u_h\|_h \leq Ch^2 \|w\|_{H^2(\Omega \cup \Omega^-)} \|u\|_{H^2(\Omega \cup \Omega^-)}, \quad (4.63)$$

where we have used (4.44) in the first inequality, and Lemma 14 and Theorem 3 in the second inequality. From Lemma 15 and the symmetry of the bilinear form $A_h(\cdot, \cdot)$, we estimate the second term of (4.62) below,

$$\begin{aligned} \left| A_h(I_h^{IFE} w, u - u_h) \right| &\leq \sum_{T \in \mathcal{T}_h^\Gamma} \int_{T^\Delta} |(\beta_h - \beta) \nabla u \cdot \nabla I_h^{IFE} w| dx \\ &\leq C \sum_{T \in \mathcal{T}_h^\Gamma} \|\nabla u\|_{L^2(T^\Delta)} \|\nabla I_h^{IFE} w - w\|_{L^2(T^\Delta)} + C \sum_{T \in \mathcal{T}_h^\Gamma} \|\nabla u\|_{L^2(T^\Delta)} \|\nabla w\|_{L^2(T^\Delta)} \\ &\leq C \left(\|I_h^{IFE} w - w\|_h + \left(\sum_{T \in \mathcal{T}_h^\Gamma} \|\nabla w\|_{L^2(T^\Delta)}^2 \right)^{1/2} \right) \left(\sum_{T \in \mathcal{T}_h^\Gamma} \|\nabla u\|_{L^2(T^\Delta)}^2 \right)^{1/2} \\ &\leq Ch^2 \|w\|_{H^2(\Omega \cup \Omega^-)} \|u\|_{H^2(\Omega \cup \Omega^-)} + Ch \|u\|_{H^2(\Omega \cup \Omega^-)} \left(\sum_{T \in \mathcal{T}_h^\Gamma} \|\nabla w\|_{L^2(T^\Delta)}^2 \right)^{1/2}, \end{aligned}$$

where we have used (4.59) and Lemma 14 in the last inequality. Similar to (4.59), we also have

$$\sum_{T \in \mathcal{T}_h^\Gamma} \|\nabla w\|_{L^2(T^\Delta)}^2 \leq Ch^2 \|w\|_{H^2(\Omega \cup \Omega^-)}^2, \quad (4.64)$$

which leads to

$$\left| A_h(I_h^{IFE} w, u - u_h) \right| \leq Ch^2 \|w\|_{H^2(\Omega \cup \Omega^-)} \|u\|_{H^2(\Omega \cup \Omega^-)}. \quad (4.65)$$

Next, the third term of (4.62) can be estimated below

$$\begin{aligned} \left| \sum_{T \in \mathcal{T}_h} \int_T (\beta - \beta_h) \nabla w \cdot \nabla (u - u_h) dx \right| &\leq C \sum_{T \in \mathcal{T}_h^\Gamma} \|\nabla w\|_{L^2(T^\Delta)} \|\nabla (u - u_h)\|_{L^2(T^\Delta)} \\ &\leq \|u - u_h\|_h \left(\sum_{T \in \mathcal{T}_h^\Gamma} \|\nabla w\|_{L^2(T^\Delta)}^2 \right)^{1/2} \leq Ch^2 \|w\|_{H^2(\Omega \cup \Omega^-)} \|u\|_{H^2(\Omega \cup \Omega^-)}, \end{aligned} \quad (4.66)$$

where we have used (4.64) and Lemma 14 in the last inequality. Substituting (4.63), (4.65) and (4.66) into (4.62) and using the regularity result (4.61), we finally arrive at

$$\|u - u_h\|_{L^2(\Omega)} \leq Ch^2 \|u\|_{H^2(\Omega^+ \cup \Omega^-)},$$

which completes the proof of the theorem. \square

5 Extension to the interface problem with variable coefficients

In this section, we consider the interface problem with variable coefficients, i.e.,

$$\beta(x) = \beta^+(x) \quad \text{if } x \in \Omega^+ \quad \text{and} \quad \beta(x) = \beta^-(x) \quad \text{if } x \in \Omega^-,$$

where $\beta^\pm(x)$ are defined in slight larger domains $\Omega_e^\pm := \Omega^\pm \cup N(\Gamma, \delta_0)$. We assume $\beta^i \in C^1(\overline{\Omega_e^i})$, $i = +, -$. Thus, there exist positive constants β_{min} , β_{max} and C_β such that

$$\beta_{min} \leq \beta^\pm(x) \leq \beta_{max}, \quad \forall x \in \Omega_e^\pm \quad \text{and} \quad \|\nabla \beta^\pm\|_{\Omega_e^\pm} \leq C_\beta. \quad (5.1)$$

On an interface element $T \in \mathcal{T}_h^\Gamma$, we use some sort of averages of the coefficients $\overline{\beta}_h^+$ and $\overline{\beta}_h^-$ over the sub-region such that

$$\|\overline{\beta}_h^+ - \beta^-(x)\|_{L^\infty(T)} \leq Ch \quad \text{and} \quad \|\overline{\beta}_h^- - \beta^-(x)\|_{L^\infty(T)} \leq Ch, \quad (5.2)$$

where the constant C may depend on $\|\beta^+\|_{W_\infty^1(T)}$ and $\|\beta^-\|_{W_\infty^1(T)}$. For example, we can choose $\overline{\beta}_h^\pm = \beta^\pm(x_m)$ with an arbitrary point $x_m \in T$.

Modifications to the parameter free PPIFE method for variable coefficients. The coefficients $\beta_h(x)$ in the local lifting operator (3.3) and the method (3.5)-(3.7) are replaced by

$$\beta_h(x) = \beta^+(x) \quad \text{if } x \in \Omega_h^+ \quad \text{and} \quad \beta_h(x) = \beta^-(x) \quad \text{if } x \in \Omega_h^-.$$

In the construction of the IFE space, we replace the third equation in (2.4) by

$$\overline{\beta}_h^+ \nabla \phi^+ \cdot \mathbf{n}_h = \overline{\beta}_h^- \nabla \phi^- \cdot \mathbf{n}_h. \quad (5.3)$$

The constants β^\pm in $W_h(T)$ are replaced by $\overline{\beta}_h^\pm$. The coefficients (3.10) and (3.11) for the local lifting operator now are computed from the following,

$$\begin{aligned} c_1 &= \frac{\mathbf{t}_{1,h} \cdot \mathbf{n}_e \int_e \beta_h \varphi ds}{2 \int_{T_1} \beta_h dx}, \quad d_1 = \frac{\mathbf{n}_{1,h} \cdot \mathbf{n}_e \left(\overline{\beta}_h^- \int_{e^+} \beta_h \varphi ds + \overline{\beta}_h^+ \int_{e^-} \beta_h \varphi ds \right)}{2(\overline{\beta}_h^-)^2 \int_{T_{1,h}^+} \beta_h dx + 2(\overline{\beta}_h^+)^2 \int_{T_{1,h}^-} \beta_h dx}, \\ c_2 &= \frac{\mathbf{t}_{1,h} \cdot \mathbf{n}_e \int_e \beta_h \varphi ds}{2 \int_{T_2} \beta_h dx}, \quad d_2 = \frac{\mathbf{n}_{1,h} \cdot \mathbf{n}_e \left(\overline{\beta}_h^- \int_{e^+} \beta_h \varphi ds + \overline{\beta}_h^+ \int_{e^-} \beta_h \varphi ds \right)}{2(\overline{\beta}_h^-)^2 \int_{T_{2,h}^+} \beta_h dx + 2(\overline{\beta}_h^+)^2 \int_{T_{2,h}^-} \beta_h dx}, \end{aligned}$$

where $e^\pm = e \cap \Omega_h^\pm$.

Modifications to the analysis. On an interface element $T \in \mathcal{T}_h^\Gamma$, we define a function $\overline{\beta}_h(x)$ such that

$$\overline{\beta}_h(x) = \overline{\beta}_h^+ \quad \text{if } x \in T_h^+ \quad \text{and} \quad \overline{\beta}_h(x) = \overline{\beta}_h^- \quad \text{if } x \in T_h^-.$$

First we consider the modification to the proof of Lemma 9 for the trace inequality. From (5.3), the second equality in (2.5) becomes

$$[\overline{\beta}_h \nabla \phi \cdot \mathbf{n}_h]_{\Gamma_h \cap T} = 0 \quad \text{on } \Gamma_h \cap T.$$

Thus, we only need to replace (4.37) and (4.38) by

$$\overline{\beta}_h(x) \nabla w_h \cdot \mathbf{n}_h \in H^1(T) \quad \text{and} \quad \beta \nabla v \cdot \mathbf{n} - \overline{\beta}_h \nabla w_h \cdot \mathbf{n}_h \in H^1(T),$$

and the remaining proof process is the same.

Next we consider modifications to the proof of Lemma 7 for the interpolation error estimation. In the construction of the auxiliary functions, we change the corresponding identities in (4.10) and (4.12) to

$$\bar{\beta}_h^+ \nabla \Upsilon^+ \cdot \mathbf{n}_h - \bar{\beta}_h^- \nabla \Upsilon^- \cdot \mathbf{n}_h = 1, \quad \bar{\beta}_h^+ \nabla \Psi_i^+ \cdot \mathbf{n}_h = \bar{\beta}_h^- \nabla \Psi_i^- \cdot \mathbf{n}_h, \quad i = D, E.$$

Now the result (4.13) in Lemma 5 and the inequality (4.17) in Lemma 7 become

$$I_h^{BK} v - I_h^{IFE} v = \llbracket I_h^{BK} v \rrbracket(D) \Psi_D(x) + \llbracket I_h^{BK} v \rrbracket(E) \Psi_E(x) + \llbracket \bar{\beta}_h \nabla(I_h^{BK} v) \cdot \mathbf{n} \rrbracket(x^*) \Upsilon(x)$$

and

$$|I_h^{BK} v - I_h^{IFE} v|_{W_2^m(T_h^+ \cup T_h^-)}^2 \leq Ch^{2-2m} \sum_{x_p=D, E} \llbracket I_h^{BK} v \rrbracket^2(x_p) + Ch^{4-2m} \llbracket \bar{\beta}_h \nabla(I_h^{BK} v) \cdot \mathbf{n} \rrbracket^2(x^*). \quad (5.4)$$

Thus, the estimate (4.19) in the proof of Lemma 7 need to be changed as

$$\begin{aligned} \|\llbracket \bar{\beta}_h \nabla(I_h^{BK} v) \cdot \mathbf{n} \rrbracket^2(x^*)\| &\leq \|\llbracket \bar{\beta}_h \nabla(I_h^{BK} v) \cdot \mathbf{n}_h \rrbracket\|_{L^\infty(T)}^2 \leq Ch^{-2} \|\llbracket \bar{\beta}_h \nabla(I_h^{BK} v) \cdot \mathbf{n}_h \rrbracket\|_{L^2(T)}^2 \\ &\leq Ch^{-2} \|\llbracket \beta \nabla(I_h^{BK} v) \cdot \mathbf{n}_h \rrbracket\|_{L^2(T)}^2 + Ch^{-2} \|\llbracket (\beta - \bar{\beta}_h) \nabla(I_h^{BK} v) \cdot \mathbf{n}_h \rrbracket\|_{L^2(T)}^2 \end{aligned} \quad (5.5)$$

The estimation of the first term on the right-hand side is the same as that in (4.19). For the second term, using (5.2), we have

$$\begin{aligned} &h^{-2} \|\llbracket (\beta - \bar{\beta}_h) \nabla(I_h^{BK} v) \cdot \mathbf{n}_h \rrbracket\|_{L^2(T)}^2 \\ &\leq Ch^{-2} \sum_{i=\pm} \|\beta^i - \bar{\beta}_h^i\|_{L^\infty(T)}^2 \|\nabla I_h \mathbb{E}^i v^i\|_{L^2(T)}^2 \leq C \sum_{i=\pm} \|\nabla I_h \mathbb{E}^i v^i\|_{L^2(T)}^2 \\ &\leq C \sum_{i=\pm} \left(\|\nabla(\mathbb{E}^i v^i - I_h \mathbb{E}^i v^i)\|_{L^2(T)}^2 + \|\nabla \mathbb{E}^i v^i\|_{L^2(T)}^2 \right) \leq C \sum_{i=\pm} |\mathbb{E}^i v^i|_{H^1(T)}^2. \end{aligned} \quad (5.6)$$

Combining (5.4)-(5.6) and (4.19), we can see that (4.20) also holds. Using (5.1), we find that (4.21) is also correct. Hence, the optimal interpolation error estimates are not affected and Lemma 7 is still valid.

The other lemmas and theorems can be adapted to the variable cases easily. Note that for Theorem 4 about the L^2 error estimate, we need the regularity result (4.61) for the problem with variable coefficients which was proved in [40].

6 Numerical examples

In this section, we present some numerical examples for the parameter free PPIFE method to validate the theoretical analysis. Let the domain Ω be the unit square $(-1, 1) \times (-1, 1)$, and the interface Γ be the zero level set of a function $\varphi(x)$ so that $\Omega^+ = \{x \in \Omega : \varphi(x) > 0\}$ and $\Omega^- = \{x \in \Omega : \varphi(x) < 0\}$. We use a non-homogeneous boundary condition $u|_{\partial\Omega} = g$.

For simplicity, we use Cartesian meshes that are formed by first partitioning Ω into $N \times N$ congruent squares and then cutting these squares along one of diagonals in the same direction. We examine the convergence rate of the parameter free PPIFE method using the following norms:

$$|e_h|_{H^1} := \left(\sum_{T \in \mathcal{T}_h} \|\sqrt{\beta_h} \nabla(u - u_h)\|_{L^2(T)}^2 \right)^{1/2} \quad \text{and} \quad \|e_h\|_{L^2} := \|u - u_h\|_{L^2(\Omega)}. \quad (6.1)$$

Example 1 (from [32]). The level set function is $\varphi(x) = \sqrt{x_1^2 + x_2^2} - r_0$ with $r_0 = 0.5$. The exact solution to the interface problem is chosen as

$$u(x) = \begin{cases} \frac{r^3}{\beta^-} & \text{in } \Omega^- \\ \frac{r^3}{\beta^+} + \left(\frac{1}{\beta^-} - \frac{1}{\beta^+} \right) r_0^3 & \text{in } \Omega^+, \end{cases} \quad (6.2)$$

where $r = \sqrt{x_1^2 + x_2^2}$. From the PDE, we find the source term is $f(x) = -9\sqrt{x_1^2 + x_2^2}$.

We test our method for two cases: Case 1: $\beta^- = 1$, $\beta^+ = 2, 10, 1000$ and 100000 ; Case 2: $\beta^+ = 1$ and $\beta^- = 2, 10, 1000$ and 100000 . The numerical results reported in Tables 1–4 show optimal orders of convergence:

$$|e_h|_{H^1} \approx O(h) \quad \text{and} \quad \|e_h\|_{L^2} \approx O(h^2),$$

which are in agreement with Theorems 3 and 4.

Table 1 The $\|e_h\|_{L^2}$ errors and convergence rates for Case 1 of Example 1, $\beta^- = 1$, $\beta^+ = 2, 10, 1000$ and 100000 .

N	$\beta^+ = 2$	rate	$\beta^+ = 10$	rate	$\beta^+ = 1000$	rate	$\beta^+ = 100000$	rate
8	4.029E-02		1.363E-02		1.210E-02		1.211E-02	
16	1.018E-02	1.99	3.734E-03	1.87	4.353E-03	1.47	4.505E-03	1.43
32	2.560E-03	1.99	9.981E-04	1.90	1.312E-03	1.73	1.842E-03	1.29
64	6.403E-04	2.00	2.480E-04	2.01	4.034E-04	1.70	8.009E-04	1.20
128	1.605E-04	2.00	6.344E-05	1.97	7.446E-05	2.44	2.445E-04	1.71
256	4.013E-05	2.00	1.580E-05	2.01	1.674E-05	2.15	6.692E-05	1.87
512	1.004E-05	2.00	3.953E-06	2.00	3.953E-06	2.08	1.794E-05	1.90
1024	2.509E-06	2.00	9.851E-07	2.00	9.485E-07	2.06	3.887E-06	2.21

Table 2 The $|e_h|_{H^1}$ errors and convergence rates for Case 1 of Example 1, $\beta^- = 1$, $\beta^+ = 2, 10, 1000$ and 100000 .

N	$\beta^+ = 2$	rate	$\beta^+ = 10$	rate	$\beta^+ = 1000$	rate	$\beta^+ = 100000$	rate
8	5.823E-01		2.851E-01		1.313E-01		1.288E-01	
16	2.929E-01	0.99	1.466E-01	0.96	8.084E-02	0.70	8.127E-02	0.66
32	1.467E-01	1.00	7.402E-02	0.99	4.323E-02	0.90	4.950E-02	0.72
64	7.337E-02	1.00	3.709E-02	1.00	2.206E-02	0.97	2.903E-02	0.77
128	3.669E-02	1.00	1.856E-02	1.00	1.029E-02	1.10	1.459E-02	0.99
256	1.835E-02	1.00	9.282E-03	1.00	5.039E-03	1.03	7.163E-03	1.03
512	9.173E-03	1.00	4.642E-03	1.00	2.498E-03	1.01	3.335E-03	1.10
1024	4.587E-03	1.00	2.321E-03	1.00	1.240E-03	1.01	1.485E-03	1.17

Table 3 The $\|e_h\|_{L^2}$ errors and convergence rates for Case 2 of Example 1, $\beta^+ = 1$, $\beta^- = 2, 10, 1000$ and 100000 .

N	$\beta^- = 2$	rate	$\beta^- = 10$	rate	$\beta^- = 1000$	rate	$\beta^- = 100000$	rate
8	7.770E-02		7.758E-02		7.776E-02		7.777E-02	
16	1.957E-02	1.99	1.953E-02	1.99	1.959E-02	1.99	1.959E-02	1.99
32	4.908E-03	2.00	4.904E-03	1.99	4.937E-03	1.99	5.005E-03	1.97
64	1.229E-03	2.00	1.229E-03	2.00	1.237E-03	2.00	1.281E-03	1.97
128	3.074E-04	2.00	3.078E-04	2.00	3.078E-04	2.01	3.698E-04	1.79
256	7.687E-05	2.00	7.701E-05	2.00	7.692E-05	2.00	9.528E-05	1.96
512	1.922E-05	2.00	1.926E-05	2.00	1.925E-05	2.00	2.564E-05	1.89
1024	4.805E-06	2.00	4.817E-06	2.00	4.820E-06	2.00	5.997E-06	2.10

Table 4 The $|e_h|_{H^1}$ errors and convergence rates for Case 2 in Example 1, $\beta^+ = 1$, $\beta^- = 2, 10, 1000$ and 100000 .

N	$\beta^- = 2$	rate	$\beta^- = 10$	rate	$\beta^- = 1000$	rate	$\beta^- = 100000$	rate
8	8.046E-01		7.998E-01		7.949E-01		7.948E-01	
16	4.036E-01	1.00	4.008E-01	1.00	3.996E-01	0.99	3.996E-01	0.99
32	2.020E-01	1.00	2.005E-01	1.00	2.008E-01	0.99	2.020E-01	0.98
64	1.010E-01	1.00	1.003E-01	1.00	1.005E-01	1.00	1.011E-01	1.00
128	5.051E-02	1.00	5.013E-02	1.00	5.011E-02	1.00	5.106E-02	0.99
256	2.526E-02	1.00	2.507E-02	1.00	2.504E-02	1.00	2.545E-02	1.00
512	1.263E-02	1.00	1.253E-02	1.00	1.252E-02	1.00	1.271E-02	1.00
1024	6.314E-03	1.00	6.267E-03	1.00	6.257E-03	1.00	6.308E-03	1.01

Example 2 (an interface problem with a variable coefficient and a non-convex interface). The interface is the zero level set of the function,

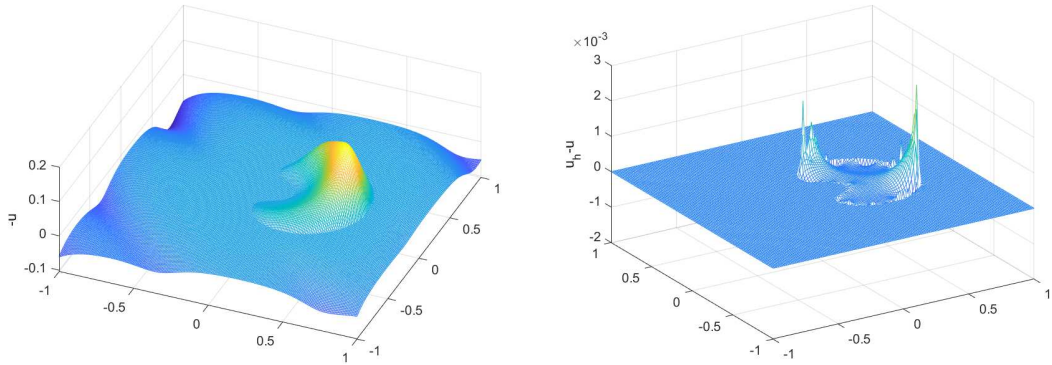
$$\varphi(x) = (3(x_1^2 + x_2^2) - x_1)^2 - x_1^2 - x_2^2 + 0.02.$$

The exact solution is chosen as $u(x) = \varphi(x)/\beta(x)$, where

$$\beta(x) = \begin{cases} \beta^+(x) = 300(2 + \sin(6x_1 + 6x_2)) & \text{if } \varphi(x) > 0, \\ \beta^-(x) = 2 + \cos(6x_1 + 6x_2) & \text{if } \varphi(x) < 0. \end{cases} \quad (6.3)$$

It is easy to verify that the jump condition (1.2)-(1.3) is satisfied. The interface in this example is non-convex and more general, see Figure 3.

For this variable coefficient interface problem, the average of the coefficient on an interface element $T \in \mathcal{T}_h^\Gamma$ is chosen as $\bar{\beta}_h^\pm = \beta^\pm(x_m)$, where x_m is the midpoint of $\Gamma_h \cap T$. The numerical results are reported in Table 5, which confirm the optimal convergence.

**Fig. 3** The solution and the error distribution obtained with $N = 128$ for Example 2. Left: the plot of $-u(x)$; Right: the plot of $u_h(x) - u(x)$.**Table 5** The $\|e_h\|_{L^2}$ and $|e_h|_{H^1}$ errors and convergence rates for Example 2.

N	$\ e_h\ _{L^2}$	rate	$ e_h _{H^1}$	rate
8	3.146E-02		1.673E+00	
16	1.210E-02	1.38	8.997E-01	0.89
32	4.882E-03	1.31	4.661E-01	0.95
64	1.456E-03	1.75	2.339E-01	0.99
128	2.603E-04	2.48	1.156E-01	1.02
256	5.795E-05	2.17	5.763E-02	1.00
512	1.376E-05	2.07	2.878E-02	1.00
1024	2.676E-06	2.36	1.435E-02	1.00

7 Conclusions

In this paper, a new parameter free partially penalized immersed finite element method with unfitted meshes for solving elliptic interface problems has been developed and analyzed. To our best knowledge, this is the first a parameter free PPIFE method with completed optimal convergence proof. The degrees of freedom of the new method are the same as that of the standard linear conforming finite element method. Furthermore, if the coefficient is continuous, then the new method becomes the standard linear conforming finite element method. Not only the optimal approximation capabilities of the immersed finite element space but also the optimal convergence of the new PPIFE method are proved via a new trace inequality and a novel proof technique using auxiliary functions. In the new PPIFE method, the interface is approximated by line segments and the resulting errors are taken into the consideration in the error analysis. Nontrivial numerical examples are also provided that confirm the theoretical analysis.

8 Appendix A.

Proof of Lemma 1:

Note that when $\alpha_{max} = \pi/2$, the proof can be found in the literature, see for example [32, 11]. Now we give the proof for $\alpha_{max} \leq \pi/2$. Without loss of generality, we take an interface triangle $\triangle A_1 A_2 A_3$ in Figure 4(a) as an illustration. Let $\lambda_1(x)$, $\lambda_2(x)$ and $\lambda_3(x)$ be the standard linear functions such that $\lambda_i(A_j) = \delta_{ij}$, for $i, j = 1, 2, 3$, where $\delta_{ij} = 0$ if $i \neq j$ and $\delta_{ij} = 1$ if $i = j$. Given values $\phi(A_i)$, $i = 1, 2, 3$, for an IFE shape function $\phi(x)$ defined in (2.3)-(2.4), we can rewrite $\phi(x)$ as

$$\phi(x) = \begin{cases} \phi^+(x) = \phi^-(x_\perp) + |xx_\perp| \frac{\beta^-}{\beta^+} \nabla \phi^- \cdot \mathbf{n}_h, & x \in T_h^+, \\ \phi^-(x) = \phi(A_1)\lambda_1(x) + \phi(A_3)\lambda_3(x) + c_1\lambda_2(x), & x \in T_h^-, \end{cases} \quad (8.1)$$

where x_\perp is the orthogonal projection of the point x onto the line DE and c_1 is an unknown to be determined. It is easy to verify that the interface conditions (2.4) are satisfied for the function $\phi(x)$ in (8.1). Setting $x = A_2$ in (8.1), we have

$$\phi(A_2) = \phi^+(A_2) = \phi^-(A_{2,\perp}) + |A_2 A_{2,\perp}| \frac{\beta^-}{\beta^+} \nabla \phi^- \cdot \mathbf{n}_h, \quad (8.2)$$

where $A_{2,\perp}$ is the orthogonal projection of the point A_2 onto the line DE . Substituting $\phi^-(x) = \phi(A_1)\lambda_1(x) + \phi(A_3)\lambda_3(x) + c_1\lambda_2(x)$ into (8.2), we get the equation $ac_1 = b$ for the unknown c_1 with

$$\begin{aligned} a &= \lambda_2(A_{2,\perp}) + |A_2 A_{2,\perp}| \frac{\beta^-}{\beta^+} \nabla \lambda_2 \cdot \mathbf{n}_h = 1 - \nabla \lambda_2 \cdot \mathbf{n}_h |A_2 A_{2,\perp}| + |A_2 A_{2,\perp}| \frac{\beta^-}{\beta^+} \nabla \lambda_2 \cdot \mathbf{n}_h, \\ &= 1 + \nabla \lambda_2 \cdot \mathbf{n}_h |A_2 A_{2,\perp}| \left(\frac{\beta^-}{\beta^+} - 1 \right) \end{aligned} \quad (8.3)$$

and

$$b = \phi(A_2) - \left(\phi(A_1)\lambda_1(A_{2,\perp}) + \phi(A_3)\lambda_3(A_{2,\perp}) + |A_2 A_{2,\perp}| \frac{\beta^-}{\beta^+} (\phi(A_1)\nabla \lambda_1 + \phi(A_3)\nabla \lambda_3) \cdot \mathbf{n}_h \right). \quad (8.4)$$

If we assume that A_2 and $A_{2,\perp}$ are on different sides of the line $A_1 A_3$ (see Figure 4(b) for an illustration), then we have $\angle A_1 A_3 A_2 > \angle A_3 Q A_2 > \frac{\pi}{2}$. This contradicts the condition $\alpha_{max} \leq \frac{\pi}{2}$. Thus, we conclude that A_2 and $A_{2,\perp}$ are on the same side of the line $A_1 A_3$, which together with the fact $\lambda_2(A_2) = 1$, $\lambda_2(A_1) = \lambda_2(A_3) = 0$, leads to

$$\begin{aligned} 1 - \nabla \lambda_2 \cdot \mathbf{n}_h |A_2 A_{2,\perp}| &= \lambda_2(A_{2,\perp}) \geq 0, \\ \nabla \lambda_2 \cdot \mathbf{n}_h &= |\nabla \lambda_2| \mathbf{n}_{A_1 A_3} \cdot \mathbf{n}_h = |\nabla \lambda_2| |A_1 A_3|^{-1} \overrightarrow{A_1 A_3} \cdot \mathbf{t}_h, \end{aligned} \quad (8.5)$$

where $\mathbf{n}_{A_1 A_3}$ is the unit normal vector of the line $A_1 A_3$ pointing toward A_2 . Using the condition $\angle A_2 A_3 A_1$ and $\angle A_2 A_1 A_3 \leq \alpha_{max} \leq \frac{\pi}{2}$, we conclude $\overrightarrow{A_1 A_3} \cdot \mathbf{t}_h > 0$, which together with (8.5) yields

$$0 \leq \nabla \lambda_2 \cdot \mathbf{n}_h |A_2 A_{2,\perp}| \leq 1 \quad (8.6)$$

If $\beta^- \geq \beta^+$, we have $a \geq 1$. If $\beta^- < \beta^+$, then $\nabla \lambda_2 \cdot \mathbf{n}_h|_{A_2 A_{2,\perp}} \left(\frac{\beta^-}{\beta^+} - 1 \right) \geq \left(\frac{\beta^-}{\beta^+} - 1 \right)$ which leads to $a \geq \frac{\beta^-}{\beta^+}$. Thus,

$$a \geq \frac{\min\{\beta^+, \beta^-\}}{\max\{\beta^+, \beta^-\}} \neq 0 \quad (8.7)$$

and we have a unique solution $c_1 = ba^{-1}$ which implies that the function $\phi(x)$ is uniquely determined by $\phi(A_i)$, $i = 1, 2, 3$.

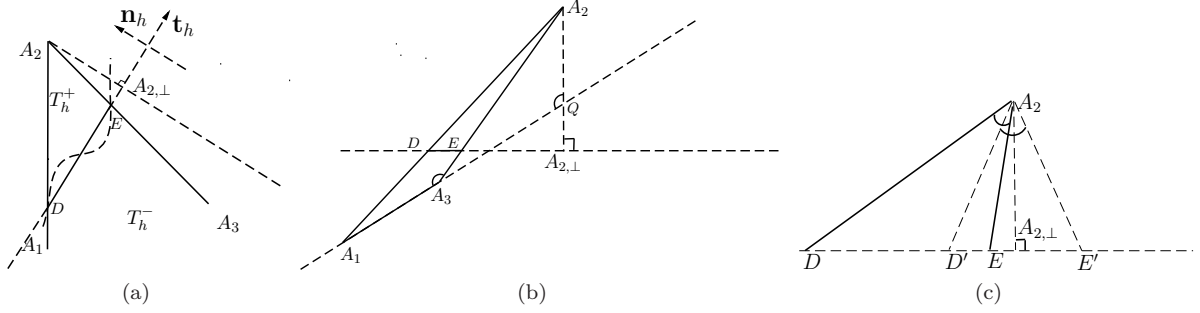


Fig. 4 A diagram of an interface element.

A counter example for $\alpha_{max} > \frac{\pi}{2}$:

$$\begin{aligned} A_1 &= (0, 0), \quad A_2 = (-\sqrt{3}, 1), \quad A_3 = (1, 0), \quad D = (0, 0), \\ E &= (-(2 + \sqrt{3})^{-1}, \sqrt{3}(2 + \sqrt{3})^{-1}), \quad \beta^- = 3, \quad \beta^+ = 1, \quad T_h^+ = \triangle D A_2 E. \end{aligned} \quad (8.8)$$

By a direct calculation, we find that the shape function $\phi(x)$ cannot be determined by $\phi(A_i)$, $i = 1, 2, 3$ in this case.

Proof of Lemma 6:

First we present the following useful inequality about basis functions in the linear IFE space V_h^{IFE} . Let $\phi_{A_i} \in V_h^{IFE}$ be the basis function corresponding to a vertex A_i of T , i.e. $\phi_{A_i}(A_j) = \delta_{ij}$ for all $i, j = 1, 2, 3$, where $\delta_{ij} = 0$ if $i \neq j$ and $\delta_{ij} = 1$ if $i = j$. Then it holds that

$$\|\phi_{A_i}\|_{W_\infty(T_h^+ \cup T_h^-)} \leq Ch^{-m}, \quad m = 0, 1. \quad (8.9)$$

The result was proved in [19, 11] when $\alpha_{max} = \pi/2$. For the case $\alpha_{max} \leq \pi/2$, we need to estimate ϕ^\pm in (8.1) in the proof of Lemma 1. Using the facts $|\nabla \lambda_i| \leq Ch^{-1}$ and $|DA_{2,\perp}| \leq |A_2 D| \leq h$, we have

$$|\lambda_i(A_{2,\perp})| \leq |\lambda_i(D)| + |\nabla \lambda_i| |DA_{2,\perp}| \leq C, \quad i = 1, 2, 3. \quad (8.10)$$

Thus, from (8.4) and $|A_2 A_{2,\perp}| \leq |A_2 D| \leq h$, we find $|b| \leq C(|\phi(A_1)| + |\phi(A_2)| + |\phi(A_3)|)$, which together with (8.7) implies that $|c_1| = |ba^{-1}| \leq C(|\phi(A_1)| + |\phi(A_2)| + |\phi(A_3)|)$. Therefore, we conclude that the function $\phi^-(x)$ in (8.1) satisfies

$$\begin{aligned} |\phi^-(x)| &\leq C(|\phi(A_1)| + |\phi(A_2)| + |\phi(A_3)|), \quad \forall x \in T_h^-, \\ |\nabla \phi^-(x)| &\leq Ch^{-1}(|\phi(A_1)| + |\phi(A_2)| + |\phi(A_3)|), \quad \forall x \in T_h^-. \end{aligned} \quad (8.11)$$

Similar to (8.10), using (8.11), we have $|\phi^-(x_\perp)| \leq |\phi^-(D)| + |\nabla \phi^-| |Dx_\perp| \leq C(|\phi(A_1)| + |\phi(A_2)| + |\phi(A_3)|)$, $\forall x \in T_h^+$. Then, using the facts $|xx_\perp| \leq h$ and $\nabla |xx_\perp| = \mathbf{n}_h$, $\forall x \in T_h^+$, we also have the following estimates for $\phi^+(x)$ in (8.1),

$$\begin{aligned} |\phi^+(x)| &\leq C(|\phi(A_1)| + |\phi(A_2)| + |\phi(A_3)|), \quad \forall x \in T_h^+, \\ |\nabla \phi^+(x)| &\leq Ch^{-1}(|\phi(A_1)| + |\phi(A_2)| + |\phi(A_3)|), \quad \forall x \in T_h^+. \end{aligned} \quad (8.12)$$

Combining (8.11), (8.12) and $\phi_{A_i}(A_j) = \delta_{ij}$ for all $i, j = 1, 2, 3$, we obtain the desired result (8.9).

Derive upper bounds of $|\Upsilon(x)|_{W_2^m(T_h^+ \cup T_h^-)}$, $m = 0, 1$. We construct Υ as follows,

$$\Upsilon = z - I_h^{IFE} z, \quad z = \begin{cases} v & \text{in } T_h^+, \\ 0 & \text{in } T_h^-, \end{cases} \quad (8.13)$$

where the function v is linear and satisfies

$$\beta^+ \nabla v \cdot \mathbf{n}_h = 1, \quad v(D) = v(E) = 0. \quad (8.14)$$

It is easy to verify that the constructed function Υ satisfies the definitions (4.9)-(4.10). Since $v(D) = v(E) = 0$, we have $\nabla v \cdot \mathbf{t}_h = 0$. Thus,

$$|\nabla v|^2 = |\nabla v \cdot \mathbf{n}_h|^2 + |\nabla v \cdot \mathbf{t}_h|^2 \leq C.$$

For any point $P \in T_h^+$, using the relation $v(P) = v(D) + \nabla v \cdot \overrightarrow{DP}$, we have

$$|z|_{L^\infty(T)}^2 = |v|_{L^\infty(T_h^+)}^2 \leq |\nabla v|^2 |DP|^2 \leq Ch^2.$$

From (8.13) and (8.9) for the estimate of basis functions of V_h^{IFE} , we get the desired estimates,

$$\begin{aligned} \|\Upsilon\|_{L^2(T)}^2 &\leq 2\|z\|_{L^\infty(T)}^2 |T| + 2 \sum_i z^2(A_i) \|\phi_{A_i}\|_{L^\infty(T)}^2 |T| \leq Ch^4, \\ \|\Upsilon\|_{H^1(T)}^2 &\leq 2|\nabla v|^2 |T_h^+| + 2 \sum_i z^2(A_i) \|\phi_{A_i}\|_{W_1^\infty(T^+ \cup T^-)}^2 |T| \leq Ch^2, \end{aligned}$$

where ϕ_{A_i} is the basis function of V_h^{IFE} associated with the nodal point A_i .

Derive upper bounds of $|\Psi_i(x)|_{W_2^m(T_h^+ \cup T_h^-)}$, $i = D, E$, $m = 0, 1$. Without loss of generality, we assume that the interface Γ intersects with the line segments $\overline{A_1 A_2}$ and $\overline{A_2 A_3}$ at points D, E , respectively, see Figure 4(a) for an illustration. Since the triangulation is regular, we assume that there are two constants α_{min} and α_{max} such that $\alpha_{min} \leq \angle A_1 A_2 A_3 \leq \alpha_{max}$.

Let D' and E' be two points on the line DE such that $\angle D A_2 E = \angle D' A_1 E'$ and $|A_2 D'| = |A_2 E'|$, see Figure 4(c) for an illustration. Then, we have the key inequality

$$|DE| \geq |D'E'| = 2|A_2 A_{2,\perp}| \tan \frac{\angle A_1 A_2 A_3}{2} \geq 2|A_2 A_{2,\perp}| \tan \frac{\alpha_{min}}{2} \geq C|A_2 A_{2,\perp}|, \quad (8.15)$$

where $A_{2,\perp}$ is the orthogonal projection of the point A_2 onto the line \overline{DE} .

We construct $\Psi_D(x)$ as follows,

$$\Psi_D = z - I_h^{IFE} z, \quad z = \begin{cases} v & \text{in } T_h^+, \\ 0 & \text{in } T_h^-, \end{cases} \quad (8.16)$$

where the function v is linear and satisfies

$$\beta^+ \nabla v \cdot \mathbf{n}_h = 0, \quad v(D) = 1, \quad v(E) = 0. \quad (8.17)$$

It is easy to verify that constructed function Ψ_D satisfies definitions (4.11)-(4.12). From (8.17), we have

$$|\nabla v \cdot \mathbf{t}_h| = \frac{1}{|DE|}, \quad |v(A_2)| = |v(A_{2,\perp})| = |v(E)| + |A_{2,\perp} E| |\nabla v \cdot \mathbf{t}_h| = \frac{|A_{2,\perp} E|}{|DE|}.$$

If the point $A_{2,\perp} \in \overline{DE}$, then $|A_{2,\perp} E| \leq |DE|$ and $|v(A_2)| = |v(A_{2,\perp})| \leq 1$. Otherwise, we have $\angle A_1 A_2 A_3 < \pi/2$. Using (8.15), we obtain

$$|v(A_2)| \leq C \frac{|A_{2,\perp} E|}{|A_2 A_{2,\perp}|} \leq C \tan(\frac{\pi}{2} - \angle A_1 A_2 A_3) \leq C \tan(\frac{\pi}{2} - \alpha_{min}) \leq C,$$

where we have used the fact that the line DE cannot be parallel to the line $A_1 A_2$. Hence, we have

$$\|z\|_{L^\infty(T)} \leq C \quad \text{and} \quad \|z\|_{L^2(T)}^2 \leq \|z\|_{L^\infty(T)}^2 |T| \leq Ch^2.$$

Using (8.16) and (8.9), we have

$$\|\Psi_D\|_{L^2(T)}^2 \leq C(v(A_2)\|\phi_{A_2}\|_{L^\infty(T)}^2|T| + \|z\|_{L^2(T)}^2) \leq Ch^2,$$

where ϕ_{A_2} is the basis function of V_h^{IFE} associated with the nodal point A_2 .

Since v is linear, we know that

$$|z|_{H^1(T_h^+ \cup T_h^-)}^2 = |\nabla v|^2|T_h^+| \leq \frac{|T_h^+|}{|DE|^2} \leq \frac{|DE||A_2A_{2,\perp}|}{2|DE|^2} \leq C,$$

where we have used the equality (8.15). It follows from (8.16) and (8.9) that

$$|\Psi_D|_{H^1(T_h^+ \cup T_h^-)}^2 \leq C(v(A_2)\|\phi_{A_2}\|_{W_\infty^1(T_h^+ \cup T_h^-)}^2|T| + |z|_{H^1(T_h^+ \cup T_h^-)}^2) \leq C.$$

The upper bound estimate for Ψ_E is analogous.

References

1. I. Babuška. The finite element method for elliptic equations with discontinuous coefficients. *Computing*, 5:207–213, 1970.
2. J. H. Bramble and J. T. King. A robust finite element method for nonhomogeneous Dirichlet problems in domains with curved boundaries. *Math. Comp.*, 63:1–17, 1994.
3. J. H. Bramble and J. T. King. A finite element method for interface problems in domains with smooth boundaries and interfaces. *Adv. Comput. Math.*, 6:109–138, 1996.
4. S. Brenner and L. Scott. *The mathematical theory of finite element methods*, volume 15. Springer, 2008.
5. E. Burman, Guzmán J., Sánchez M. A., and M. Sarkis. Robust flux error estimation of an unfitted Nitsche method for high-contrast interface problems. *IMA J. Numer. Anal.*, 38:646–668, 2018.
6. Z. Chen and J. Zou. Finite element methods and their convergence for elliptic and parabolic interface problems. *Numer. Math.*, 79:175–202, 1998.
7. C.-C. Chu, I. G. Graham, and T.-Y. Hou. A new multiscale finite element method for high-contrast elliptic interface problems. *Math. Comp.*, 79:1915–1955, 2010.
8. S. Frei and T. Richter. A locally modified parametric finite element method for interface problems. *SIAM J. Numer. Anal.*, 52:2315–2334, 2014.
9. T. Fries and T. Belytschko. The extended/generalized finite element method: an overview of the method and its applications. *Int. J. Numer. Meth. Engng.*, 84:253–304, 2010.
10. D. Gilbarg and N. S. Trudinger. *Elliptic partial differential equations of second order*. Classics in Mathematics. Springer-Verlag, Berlin, 2001. Reprint of the 1998 edition.
11. R. Guo and T. Lin. A group of immersed finite-element spaces for elliptic interface problems. *IMA J. Numer. Anal.*, 39:482–511, 2019.
12. R. Guo and T. Lin. A higher degree immersed finite element method based on a cauchy extension for elliptic interface problems. *SIAM J. Numer. Anal.*, 57:1545–1573, 2019.
13. R. Guo and T. Lin. An immersed finite element method for elliptic interface problems in three dimensions. *J. Comput. Phys.*, 414:109478, 2020.
14. R. Guo, T. Lin, and X. Zhang. Nonconforming immersed finite element spaces for elliptic interface problems. *Comput. Math. Appl.*, 75:2002–2016, 2018.
15. R. Guo, T. Lin, and Q. Zhuang. Improved error estimation for the partially penalized immersed finite element methods for elliptic interface problems. *Int. J. Numer. Anal. Model.*, 16:575–589, 2019.
16. J. Guzmán, M. A. Sánchez, and M. Sarkis. A finite element method for high-contrast interface problems with error estimates independent of contrast. *J. Sci. Comput.*, 73:330–365, 2017.
17. A. Hansbo and P. Hansbo. An unfitted finite element method, based on Nitsche’s method, for elliptic interface problems. *Comput. Methods Appl. Mech. Engrg.*, 191:5537–5552, 2002.
18. X. He, T. Lin, and Y. Lin. Approximation capability of a bilinear immersed finite element space. *Numer. Methods Partial Differential Equations*, 24:1265–1300, 2008.
19. X. He, T. Lin, and Y. Lin. The convergence of the bilinear and linear immersed finite element solutions to interface problems. *Numer. Methods Partial Differential Equations*, 28:312–330, 2012.
20. S. Hou and X. Liu. A numerical method for solving variable coefficient elliptic equation with interfaces. *J. Comput. Phys.*, 202:411–445, 2005.
21. T. Hou, X. Wu, and Y. Zhang. Removing the cell resonance error in the multiscale finite element method via a Petrov-Galerkin formulation. *Comm. Math. Sci.*, 2:185–205, 2004.
22. J. Huang and J. Zou. Some new a priori estimates for second-order elliptic and parabolic interface problems. *J. Differential Equations*, 184:570–586, 2002.
23. P. Huang and Z. Li. Partially penalized ife methods and convergence analysis for elasticity interface problems. *J. Comput. Appl. Math.*, 382:113059, 2021.

24. H. Ji, J. Chen, and Z. Li. A symmetric and consistent immersed finite element method for interface problems. *J. Sci. Comput.*, 61:533–557, 2014.
25. H. Ji, Z. Weng, and Q. Zhang. An augmented immersed finite element method for variable coefficient elliptic interface problems in two and three dimensions. *J. Comput. Phys.*, 418:109631, 2020.
26. H. Ji, Q. Zhang, Q. Wang, and Y. Xie. A partially penalised immersed finite element method for elliptic interface problems with non-homogeneous jump conditions. *East Asian J. Appl. Math.*, 8:1–23, 2018.
27. H. Ji, Q. Zhang, and B. Zhang. Inf-sup stability of Petrov-Galerkin immersed finite element methods for one-dimensional elliptic interface problems. *Numer. Methods Partial Differential Equations*, 34:1917–1932, 2018.
28. J. Li, J. Markus, B. Wohlmuth, and J. Zou. Optimal a priori estimates for higher order finite elements for elliptic interface problems. *Appl. Numer. Math.*, 60:19–37, 2010.
29. Z. Li. The immersed interface method using a finite element formulation. *Appl. Numer. Math.*, 27:253–267, 1998.
30. Z. Li and K. Ito. *The immersed interface method: numerical solutions of PDEs involving interfaces and irregular domains*. Frontiers in Applied Mathematics, 33, SIAM, Philadelphia, 2006.
31. Z. Li, T. Lin, Y. Lin, and R. Rogers. An immersed finite element space and its approximation capability. *Numer. Methods Partial Differential Equations*, 20:338–367, 2004.
32. Z. Li, T. Lin, and X. Wu. New Cartesian grid methods for interface problems using the finite element formulation. *Numer. Math.*, 96:61–98, 2003.
33. T. Lin, Y. Lin, and X. Zhang. Partially penalized immersed finite element methods for elliptic interface problems. *SIAM J. Numer. Anal.*, 53:1121–1144, 2015.
34. T. Lin, Q. Yang, and X. Zhang. Partially penalized immersed finite element methods for parabolic interface problems. *Numer. Methods Partial Differential Equations*, 31:1925–1947, 2015.
35. C. Peskin. Numerical analysis of blood flow in the heart. *J. Comput. Phys.*, 25:220–252, 1977.
36. H. Wang, J. Chen, Sun P., and F Qin. A conforming enriched finite element method for elliptic interface problems. *Appl. Numer. Math.*, 127:1–17, 2018.
37. H. Wu and Y. Xiao. An unfitted hp -interface penalty finite element method for elliptic interface problems. *J. Comput. Math.*, 37:316–339, 2019.
38. Y. Xiao, J. Xu, and F. Wang. High-order extended finite element methods for solving interface problems. *Comput. Methods Appl. Mech. Engrg*, 364:112964, 2016.
39. J. Xu. Error estimates of the finite element method for the 2nd order elliptic equations with discontinuous coefficients. *J. Xiangtan University*, 1:1–5, 1982.
40. J. Zou and J. Huang. Uniform a priori estimates for elliptic and static maxwell interface problems. *Discrete and Continuous Dynamical Systems - Series B*, 7:145–170, 2007.