

Efficient Algorithms for Rotation Averaging Problems

YIHONG DONG, LUNCHEN XIE, and QINGJIANG SHI*, School of Software Engineering, Tongji University, China

The rotation averaging problem is a fundamental task in computer vision applications. It is generally very difficult to solve due to the nonconvex rotation constraints. While a sufficient optimality condition is available in the literature, there is a lack of a fast convergent algorithm to achieve stationary points. In this paper, by exploring the problem structure, we first propose a block coordinate descent (BCD)-based rotation averaging algorithm with guaranteed convergence to stationary points. Afterwards, we further propose an alternative rotation averaging algorithm by applying successive upper-bound minimization (SUM) method. The SUM-based rotation averaging algorithm can be implemented in parallel and thus is more suitable for addressing large-scale rotation averaging problems. Numerical examples verify that the proposed rotation averaging algorithms have superior convergence performance as compared to the state-of-the-art algorithm. Moreover, by checking the sufficient optimality condition, we find from extensive numerical experiments that the proposed two algorithms can achieve globally optimal solutions.

CCS Concepts: • **Computing methodologies** → **Image manipulation**.

Additional Key Words and Phrases: rotation averaging, reconstruction, BCD, SUM

ACM Reference Format:

Yihong Dong, Lunchen Xie, and Qingjiang Shi. 2021. Efficient Algorithms for Rotation Averaging Problems. *Proc. ACM Comput. Graph. Interact. Tech.* 4, 1 (May 2021), 16 pages. <https://doi.org/10.1145/3451263>

1 INTRODUCTION

The rotation averaging problem has been intensively studied through these years. The objective of the problem is to determine the absolute camera orientations given a bunch of relative rotation estimates between pairs of poses. The problem has vast applications in computer vision, robotics, sensor networks and related areas. For example, in computer vision, this problem is used to produce camera orientations and camera locations from a set of images about one scene [Dai et al. 2009]. By extracting and purifying such information, a 3D reconstruction can be then established, which is called the structure from motion problem [Koenderink and Van Doorn 1991]. Motivated by the vast number of applications, developing effective and efficient algorithms for the rotation averaging problem is of great importance in practice.

The mathematical problem of the rotation averaging problem is computing the absolute rotation matrices given the relative rotation matrices between cameras. This can be thought of as inferring a graph of cameras. Each camera is represented as a vertex of the graph, while each undirected edge (i, j) represents a relative rotation measurement R_{ij} . The goal is to find absolute rotation matrix R_i for every vertex i such that $R_i R_{ij} = R_j$ holds. In practice, due to the noise in measurements of relative rotations, one can only achieve $R_i R_{ij} \approx R_j$, and an optimization problem is usually solved

*Corresponding Author: Qingjiang Shi

Authors' address: Yihong Dong, 1931543@tongji.edu.cn; Lunchen Xie, lcxie@tongji.edu.cn; Qingjiang Shi, shiqj@tongji.edu.cn, School of Software Engineering, Tongji University, Shanghai, China.

© 2021 Association for Computing Machinery.

This is the author's version of the work. It is posted here for your personal use. Not for redistribution. The definitive Version of Record was published in *Proceedings of the ACM on Computer Graphics and Interactive Techniques*, <https://doi.org/10.1145/3451263>.

to compute the absolute rotation matrices. The problem is considered to be troublesome because the rotation constraints on the rotation matrix are highly nonconvex [Wilson et al. 2016].



(a) 24 out of 124 images (b) Front view of the dense reconstruction (c) Back view of the dense reconstruction
Fig. 1. Dense reconstruction of St. Martin rotunda with 124 images taken from different views [Martinec and Pajdla 2007]. ©Daniel Martinec

In this paper, we present two fast and accurate approaches for computing the absolute rotation matrices. By defining the relative rotation measurement matrix R_{ij} , we first use Block Coordinate Descent method (BCD) to calculate the R_i iteratively [Wright 2015]. Since BCD can only be executed serially on different coordinates (different rotation matrices in our case), to further speed up the computation of absolute rotation matrices, we develop a Successive Upper-bound Minimization (SUM) based algorithm [Razaviyayn et al. 2013]. The SUM-based algorithm can run in parallel on R_i 's and the possible parallelization is achieved by a novel transformation of the original problem that decouples the objective functions and constraints on different R_i 's. Both of these algorithms are guaranteed to converge to stationary points and by numerically checking the global optimality condition in [Eriksson et al. 2018], we find that the algorithms also converge to global optimum in all our numerical examples.

In summary, the main contribution of this paper is that we present a BCD-based and a SUM-based algorithm for the rotation averaging problem. The proposed algorithms significantly outperform the state-of-the-art method and are shown to find solutions satisfying the sufficient global optimality condition.

2 RELATED WORK

In 3D reconstruction, the common approach is to estimate the relative poses of cameras from pairs of images first, then estimate their absolute poses from the relative poses. The task of estimating relative poses is usually formulated as optimization problems. The approaches for estimating the relative poses can be categorized into sequential methods or non-sequential methods, depending on the order of adding the camera points. Sequential methods may be severely affected by the choice of initial pair of images. In addition, the iteration process of adding new cameras is not stable as the order of camera will affect the final structure. The well-known BUNDLER [Snavely et al. 2006] is a typical and mature system of sequential methods. Though traditional methods will be severely affected by the short baseline problem (i.e., the estimation error of relative poses can be large when two cameras are too close to each other), it has been proven that even though short baseline will result in large error of translation, the rotation will still be well estimated. Thus, the reconstruction can be performed without concern for initial choice of image pairs. Non-sequential methods like [Enqvist et al. 2011] can get rid of the limitations mentioned above. For example, the approach in [Enqvist et al. 2011] perform cycle removal, then the graph edges are weighted and a maximum

spanning tree (MST) can be extracted. We can estimate rotations via MST. But they may introduce other weaknesses, the method is highly dependent on the chosen MST, so only the correct tree leads to correct rotation estimation. The work [Rasmuson et al. 2020] presents a user-guided system for accessible 3D reconstruction and modeling of real-world objects using multi-view stereo.

For calculating absolute poses, before the thorough study on rotation matrix based methods, quaternions are usually used for such problems. By presenting rotation averaging problem with quaternions, relaxation about constraints on rotation parameterizations was introduced, the whole problem can be viewed as a linear homogeneous least squares problem [Govindu 2001]. However such quaternions should be kept in length one, which introduces additional norm constraint. In some cases the norm may be far from one, thus resulting in poor estimation [Martinec and Pajdla 2007]. Moreover, in order to obtain the result fast and directly, they solved the problem approximately by omitting orthogonality and determinant constraints (in other words, without enforcing rotational constraints) on the 3 by 3 rotation matrix.

By introducing rotation matrices, convexity properties of the single rotation averaging problem are given in [Hartley et al. 2010], making a generalization of the concept of geodesic convexity. This leads to nice characterizations of the convexity properties of cost functions used in rotation averaging. However, the results do not generalize to the case of multiple rotations, in other words, our research interest. Fortunately, it is covered in [Hartley et al. 2013]. Thus, rotation averaging problem became more complicated due to the demand of enforcing non-convex rotation constraints. To overcome these obstacles, researchers took advantages of Lagrangian Duality [Eriksson et al. 2018; Fredriksson and Olsson 2012], which can turn non-convex problems into convex forms and handle constraints of rotation matrices. However, these approaches derived the solution in dual space or relaxed space. We aim to exploit the properties of rotation matrices to provide a direct solution.

It is noteworthy that most of the existing methods are serial algorithms that cannot exploit the benefit of parallel computation. In contrast to these serial algorithms, our algorithms include one that can take advantage of parallel computing, which can be significantly faster when the number of cameras is large.

3 PROBLEM DEFINITION

This section formally presents the rotation averaging problem and its mathematical formulation. To be clear, let us start with the definition of rotation. The set of rotations about the origin in three dimensional Euclidean space is referred to as the Special Orthogonal Group, denoted as $SO(3)$ given by

$$SO(3) \triangleq \{R \in \mathbb{R}^{3 \times 3} | R^T R = I, \det(R) = 1\} \quad (1)$$

where I is the three dimensional identity matrix and $\det()$ is the matrix determinant. Using the above definition, the rotation averaging problem can be simply stated as follows. *Given the estimated relative rotations $R_{ij} \in \mathbb{R}^{3 \times 3}$, $i, j = 1, 2, \dots, n$, we want to recover n absolute rotations $R_i \in SO(3)$, $i = 1, 2, \dots, n$, from the pairwise relation $R_i R_{ij} \approx R_j$ for some i, j .*

In the typical application of rotation averaging, multiview construction [Martinec and Pajdla 2007], the relative rotation is computed by massive images taken from different views followed by calculation of the absolute rotations and the reconstruction of the global view of some objects. An example is shown in Fig. 1.

Generally, the relative rotations are obtained with estimation errors. To take the estimation errors into consideration, the rotation averaging problem is usually formulated as

$$\min_{R_1, \dots, R_n \in SO(3)} \sum_{(i,j) \in E} \text{dist}(R_i R_{ij}, R_j)^2 \quad (2)$$

where E denotes the set of pair (i, j) for which the relative rotation is estimated, and $\text{dist}(A, B)$ represents a measure of distance between two rotations on $SO(3)$. Typical distance measures include angular distance (a.k.a. geodesic distance), chordal distance, and quaternion distance, etc. [Andoni et al. 2015; Hanson 2005; Sakai 1994].

In this paper, we restrict our attention to the commonly used chordal distance (equivalently in a least-square sense). That is, $\text{dist}(\cdot, \cdot)$ in (2) is taken to be the Frobenius norm, leading to

$$\min_{R_1, \dots, R_n \in SO(3)} \sum_{(i,j) \in E} \|R_i R_{ij} - R_j\|_F^2. \quad (3)$$

While problem (3) has simple quadratic objective function, it is nonconvex and extremely difficult to solve due to the difficult nonconvex constraints $SO(3)$. The work [Eriksson et al. 2018] provided a *sufficient optimality condition* for problem (3), which we summarized in Theorem 1 with the definition

$$\tilde{R} \triangleq \begin{bmatrix} 0 & \tilde{R}_{12} & \dots & \tilde{R}_{1n} \\ \tilde{R}_{21} & 0 & \dots & \tilde{R}_{2n} \\ \vdots & & \ddots & \vdots \\ \tilde{R}_{n1} & \tilde{R}_{n2} & \dots & \tilde{R}_{nn} \end{bmatrix} \quad (4)$$

where $\tilde{R}_{ij} = R_{ij}$ if $(i, j) \in E$, otherwise $\tilde{R}_{ij} = 0$.

THEOREM 1 ([ERIKSSON ET AL. 2018]). *A stationary point $\{R_i^*\}$ of the rotation averaging problem is also an optimum solution if it satisfies $\Lambda - \tilde{R} \geq 0$ where*

$$\Lambda \triangleq \begin{bmatrix} \Lambda_1 & 0 & \dots & 0 \\ 0 & \Lambda_2 & \dots & 0 \\ \vdots & & \ddots & \vdots \\ 0 & 0 & \dots & \Lambda_n \end{bmatrix} \quad (5)$$

with $\Lambda_i \triangleq \sum_{j \in \{j \mid j \neq i, (i,j) \in E\}} \tilde{R}_{ij} R_j^{*T} R_i^*$.

Remark 1: Theorem 1 was obtained via strong duality theory by exploring the connection between the rotation averaging problem and its dual problem (or the dual of the dual problem, named DD problem for shorthand). It is useful for optimality verification of a given stationary point. To obtain a possibly stationary point, [Eriksson et al. 2018] further developed a BCD-type algorithm for the DD problem in the form of

$$\begin{aligned} \min_Y & -\text{tr}(\tilde{R}Y) \\ \text{s.t. } & Y \geq 0, Y_{ii} = I, \forall i. \end{aligned} \quad (6)$$

with

$$Y \triangleq \begin{bmatrix} Y_{11} & Y_{12} & \dots & Y_{1n} \\ Y_{21} & Y_{22} & \dots & Y_{2n} \\ \vdots & & \ddots & \vdots \\ Y_{n1} & Y_{n2} & \dots & Y_{nn} \end{bmatrix} \quad (7)$$

where each block Y_{ij} is a 3-by-3 matrix. Then a primal solution (i.e., rotation matrices) is recovered from the first block row of Y . However, since the constraint $Y \geq 0$ couples all block variables Y'_{ij} s, the convergence of their algorithm could be very slow as shown later in the simulations.

In what follows, differently from the BCD algorithm in [Eriksson et al. 2018] developed for the dual of dual problem of the rotation averaging problem, we propose efficient algorithms directly for the rotation averaging problem (3). The proposed algorithms can achieve stationary points of the

rotation averaging problem. Given the stationary points, we invoke Theorem 1 to verify whether it is an optimal solution.

4 METHODOLOGY

In this section, based on block coordinate descent method and successive upper-bound minimization (SUM) method, we propose two efficient rotation averaging algorithms. The BCD-based algorithm runs in serial while the SUM-based algorithm can be implemented in parallel. Moreover, both algorithms have guaranteed convergence to stationary points of the rotation averaging problem.

4.1 Block Coordinate Descent

BCD is an optimization method that successively minimizes along block coordinate directions to find the minimum of a function. Specifically, at each iteration, BCD method optimizes only one of the block variables while the rest of blocks are kept fixed. It generally works extremely efficiently once the single-block subproblem can be solved easily. It is observed that the $SO(3)$ constraints of problem (3) are separable across the rotation matrices. Hence, the BCD method naturally applies to the rotation averaging problem but with the single $SO(3)$ constrained subproblem remained to be addressed.

To develop an efficient BCD-based rotation averaging algorithm, we further simplify the rotation averaging problem (3). Since matrices R_i , R_{ij} and R_j are all orthonormal, both $\|R_i R_{ij}\|_F^2$ and $\|R_j\|_F^2$ are equal to 3. Consequently, problem (3) can be equivalently simplified as follows

$$\min_{R_1, \dots, R_n \in SO(3)} - \sum_{(i,j) \in E} \text{tr} \left(R_i R_{ij} R_j^T \right). \quad (8)$$

It is observed that if we only optimize the i -th rotation matrix R_i , the objective function is linear in R_i . This observation is useful in the development of BCD-based algorithms.

In the BCD method applied to (8), while fixing other blocks, the l -th subproblem with respect to R_l is given by

$$\begin{aligned} \min_{R_l \in \mathbb{R}^{3 \times 3}} & - \sum_{(i,j) \in E} \text{tr} \left(R_i R_{ij} R_j^T \right) \\ \text{s.t.} & \quad R_l^T R_l = I, \det(R_l) = 1. \end{aligned} \quad (9)$$

Define

$$A_l \triangleq - \sum_{(l,q) \in E} R_{lq} R_q^T - \sum_{(p,l) \in E} R_{pl}^T R_p^T \quad (10)$$

where the two summations are taken over p and q , respectively. Then problem (9) can be equivalently written in a neat form as follows

$$\begin{aligned} \min_{R_l \in \mathbb{R}^{3 \times 3}} & \quad \text{tr} (A_l R_l) \\ \text{s.t.} & \quad R_l^T R_l = I, \det(R_l) = 1. \end{aligned} \quad (11)$$

See Appendix A for detailed derivation of (11) from (9). In what follows, we show how the above problem can be globally solved.

4.1.1 Linear optimization with single $SO(3)$ constraint. The core of the BCD-based rotation averaging algorithm is solving problem (11), which we refer to as the problem of linear optimization with single $SO(3)$ constraint, named LOSSO for shorthand [Hartley et al. 2013].

For notational simplicity, we rewrite the LOSSO problem as follows

$$\begin{aligned} \min_{X \in \mathbb{R}^{3 \times 3}} \quad & tr(AX) \\ \text{s.t.} \quad & X^T X = I, \det(X) = 1. \end{aligned} \quad (12)$$

Note that due to the constraint $\det(X) = 1$, the problem cannot be easily solved via matrix decomposition at the first glance. However, for a three dimensional matrix $X \in SO(3)$, it has a parametric expression, i.e., axis-angle representation, as follows [Taylor and Kriegman 1994]

$$X(u, \theta) = \begin{bmatrix} \cos \theta + \delta u_1^2 & \delta u_1 u_2 - u_3 \psi & \delta u_1 u_3 + u_2 \psi \\ \delta u_2 u_1 + u_3 \psi & \cos \theta + \delta u_2^2 & \delta u_2 u_3 - u_1 \psi \\ \delta u_3 u_1 - u_2 \psi & \delta u_3 u_2 + u_1 \psi & \cos \theta + \delta u_3^2 \end{bmatrix}$$

where $u \triangleq (u_1, u_2, u_3)$ satisfies $u_1^2 + u_2^2 + u_3^2 = 1$, $\delta \triangleq 1 - \cos \theta$, and $\psi \triangleq \sin \theta$ with $-\pi \leq \theta \leq \pi$. Hence, problem (12) can be converted to an optimization problem with respect to u and θ , i.e.,

$$\begin{aligned} \min_{u, \theta} \quad & tr(AX(u, \theta)) \\ \text{s.t.} \quad & u_1^2 + u_2^2 + u_3^2 = 1, -\pi \leq \theta \leq \pi. \end{aligned} \quad (13)$$

It can be seen that if A is diagonal, then the problem becomes much easier. Therefore, let us first simplify the LOSSO problem (12) and explore the solution structure which is stated in the following lemma.

LEMMA 1. Let $A = \hat{U} D V^T$ be the SVD of A . Suppose \hat{D} and \hat{V} fulfill the following conditions

$$\begin{cases} \hat{D} = -D, \hat{V} = -V, & \text{if } \det(\hat{U}) * \det(V) = -1 \\ \hat{D} = D, \hat{V} = V, & \text{if } \det(\hat{U}) * \det(V) = 1. \end{cases} \quad (14)$$

Then $X = \hat{V} \hat{\Sigma} \hat{U}^T$ is an optimal solution to problem LOSSO, where

$$\begin{aligned} \hat{\Sigma} \in \arg \min_{\Sigma \in \mathbb{R}^{3 \times 3}} \quad & tr(\hat{D} \Sigma) \\ \text{s.t.} \quad & \Sigma^T \Sigma = I, \det(\Sigma) = 1. \end{aligned} \quad (15)$$

PROOF. It suffices to show that the LOSSO problem can be reduced to (15). Due to $A = \hat{U} D V^T$ and (14), we have $A = \hat{U} \hat{D} \hat{V}^T$ and $\det(\hat{U}) \det(\hat{V}) = 1$. By further noting that \hat{U} and \hat{V} are orthogonal matrices, we obtain

$$\begin{aligned} X^T X = I &\iff (\hat{V}^T X \hat{U})^T \hat{V}^T X \hat{U} = I, \\ \det(X) = 1 &\iff \det(\hat{V}^T X \hat{U}) = 1 \end{aligned}$$

and

$$tr(AX) = tr(\hat{U} \hat{D} \hat{V}^T X) = tr(\hat{D} \hat{V}^T X \hat{U})$$

where the second equality is due to the identity $tr(BC) = tr(CB)$. Therefore, the LOSSO problem can be equivalently written as

$$\begin{aligned} \min_{X \in \mathbb{R}^{3 \times 3}} \quad & tr(\hat{D} \hat{V}^T X \hat{U}) \\ \text{s.t.} \quad & (\hat{V}^T X \hat{U})^T \hat{V}^T X \hat{U} = I, \det(\hat{V}^T X \hat{U}) = 1. \end{aligned} \quad (16)$$

which is further equivalent to (15) by variable substitution $\Sigma = \hat{V}^T X \hat{U}$. Furthermore, it is readily known that $X = \hat{V} \hat{\Sigma} \hat{U}^T$ is an optimal solution to the LOSSO problem. This completes the proof. \square

According to the above results and analysis, we only need to determine $\hat{\Sigma} = X(u^*, \theta^*)$ by solving

$$\begin{aligned} (u^*, \theta^*) &= \arg \min_{u, \theta} \text{tr}(\hat{D}X(u, \theta)) \\ \text{s.t. } u_1^2 + u_2^2 + u_3^2 &= 1, -\pi \leq \theta \leq \pi \end{aligned} \quad (17)$$

Since \hat{D} is a diagonal matrix, problem (17) can be simplified as

$$\begin{aligned} (u^*, \theta^*) &= \min_{u, \theta} \sum_{i=1}^3 \sigma_i (\cos \theta + (1 - \cos \theta) u_i^2) \\ \text{s.t. } u_1^2 + u_2^2 + u_3^2 &= 1, -\pi \leq \theta \leq \pi. \end{aligned} \quad (18)$$

where σ_i denotes the i -th diagonal element of \hat{D} .

The optimal solution to problem (18) can be derived in closed-form as follows. According to the fact of SVD, all the diagonal elements of D are nonnegative. As a result, we have either *case 1*: $\sigma_i \leq 0, \forall i$, or *case 2*: $\sigma_i \geq 0, \forall i$. On the other hand, it is noted that the term $\cos \theta + (1 - \cos \theta) u_i^2$ must lie in between -1 and 1 . Therefore, for case 1 we can easily obtain the optimal solution $\theta^* = 0$ and u^* is arbitrary, yielding the minimum value $\sum_{i=1}^3 \sigma_i$. While for case 2, we must have $\theta^* \neq 0$. With fixed $\theta^* \neq 0$, solving (18) with respect to u yields $u_{i_m}^{*2} = 1$ and $u_i^* = 0, i \neq i_m$, where $i_m \triangleq \arg \min_{i=1,2,3} \sigma_i$. In this case, it is readily seen that minimizing the objective of (18) is equivalent to minimizing $\sigma_{i_m} + \cos \theta \sum_{i \neq i_m} \sigma_i$, whose minimum is achieved when $\cos \theta^* = -1$. In conclusion, for case 2 we can obtain the optimal solution to problem (18) as $\theta^* = \pi$ and $u_{i_m}^* = 1, u_i^* = 0, i \neq i_m$. Therefore, for

both cases we can write $\hat{\Sigma}$ in a unified form as follows $\hat{\Sigma} = \begin{bmatrix} 2u_1^* - 1 & 0 & 0 \\ 0 & 2u_2^* - 1 & 0 \\ 0 & 0 & 2u_3^* - 1 \end{bmatrix}$.

According to the above results, we have the following key theorem.

THEOREM 2. Let \hat{U} , \hat{D} and \hat{V} be defined as in Lemma 1, and σ_i is the i -th element of \hat{D} with $i_m \triangleq \arg \min_{i=1,2,3} \sigma_i$. Then $X = \hat{V} \hat{\Sigma} \hat{U}^T$ is an optimal solution to the LOSSO problem where

$$\hat{\Sigma} = \begin{bmatrix} 2u_1 - 1 & 0 & 0 \\ 0 & 2u_2 - 1 & 0 \\ 0 & 0 & 2u_3 - 1 \end{bmatrix}$$

, with $u_i = 1, \forall i$, if $\sigma_i \leq 0, \forall i$, and $u_{i_m} = 1, u_i = 0, \forall i \neq i_m$ if $\sigma_i \geq 0, \forall i$. Moreover, $\hat{D} = D$, if $\sigma_i \geq 0, \forall i$.

Based on Theorem 1, we give the procedure for solving the LOSSO problem in Algorithm 1, which is frequently called in both BCD-based and SUM-based rotation averaging algorithms. Furthermore, we present the BCD-based rotation averaging algorithm in Algorithm 2. This algorithm has guaranteed convergence to stationary points of the rotation averaging problem [Bertsekas 1997].

4.2 Successive Upper-bound Minimization

Clearly, the BCD-based rotation averaging algorithm runs in serial. However, for large-scale rotation averaging problems (i.e., n is large), parallel algorithms are more desirable. Hence, by further exploring the structure of the rotation averaging problem, we propose a parallel rotation averaging algorithm.

Our parallel algorithm is based on SUM method [Razaviyayn et al. 2013]. For the rotation averaging problem with smooth objective, SUM works in the same way as the classical Majorization-Minimization method. At each iteration, the SUM updates the variable by successively minimizing either locally tight upper-bound or strictly convex local approximations of the objective function

Algorithm 1 Decomposition-Based LOSSO Solution**Input:** A **Output:** X $U, D, V \leftarrow$ the result of $\text{SVD}(A)$;**if** $\det(U) \times \det(V) = 1$ **then** $\hat{V} := V$; $\sigma_i \leftarrow$ the i -th element of D ; $i_m := \arg \min_{i=1,2,3} \sigma_i$; $u_{i_m} = 1$ and $u_i = 0, \forall i \neq i_m$;**else** $\hat{V} := -V$; $u_i = 1, \forall i$;**end if**

$$\Sigma := \begin{bmatrix} 2u_1 - 1 & 0 & 0 \\ 0 & 2u_2 - 1 & 0 \\ 0 & 0 & 2u_3 - 1 \end{bmatrix};$$
 $X := \hat{V} \Sigma U^T$;**Algorithm 2** BCD-Based Rotation Averaging Algorithm**Input:** $R_{ij}, (i, j) \in E$ **Output:** $R_k^{(t)}, k = 1, 2, \dots, n$ Initialize $\epsilon, R_k^{(0)}, \forall k$ and set $t := 0$;**do** $t := t + 1$;**for** $i \leftarrow 1$ to n **do**compute $A_i^{(t)}$ via (10) based on $R_k^{(t-1)}, \forall k$;compute $R_i^{(t)}$ using Alg. 1 with $A = A_i^{(t)}$;**end for****while** $\sum_{k=1,2,\dots,n} \frac{\|R_k^{(t)} - R_k^{(t-1)}\|}{\|R_k^{(t)}\|} \geq \epsilon$

(also called surrogate function) [Razaviyayn et al. 2013]. Under mild conditions, the SUM algorithm is guaranteed to achieve convergence towards stationary solutions.

To proceed, let us define

$$R = [R_1 \quad R_2 \quad \dots \quad R_n]. \quad (19)$$

Moreover, recall the definition of \tilde{R} in (4). Then we can recast problem (8) as follows

$$\begin{aligned} \min_R \quad & -\text{tr}(R\tilde{R}R^T) \\ \text{s.t.} \quad & R_i \in SO(3), i = 1, 2, \dots, n. \end{aligned} \quad (20)$$

The key to SUM is finding a locally tight upper bound for the objective of problem (20). To this end, we find a locally tight upper bound in the following lemma.

LEMMA 2. Let $B \triangleq \mu I + \tilde{R} \geq 0$ with some appropriate μ . We have for any $R, \bar{R} \in SO(3)^n$

$$\begin{aligned} -\text{tr} \left(R \tilde{R} R^T \right) &= \mu \text{tr} (R R^T) - \text{tr} (R B R^T) \\ &\leq 3\mu n - 2\text{tr} \left(B \bar{R}^T R \right) + \text{tr} \left(\bar{R} B \bar{R}^T \right) \end{aligned} \quad (21)$$

PROOF. First, the equality in (21) holds true obviously. Second, since the matrix B is positive semidefinite, the function $\text{tr}(R B R^T)$ is convex in R . As a result, the inequality in (21) follows directly from the facts that 1) $\text{tr}(R R^T) = \sum_{i=1}^n \text{tr}(R_i R_i^T) = 3n$ and 2) the convex function $\text{tr}(R B R^T)$ is lower bounded at \bar{R} by its linear approximation $2\text{tr} \left(B \bar{R}^T R \right) - \text{tr} \left(\bar{R} B \bar{R}^T \right)$. This completes the proof. \square

Lemma 2 shows that a quadratic function of R can be upper bounded by a linear function of R on the space defined by $SO(3)^n$. Using such a locally tight upper bound, we solve in each step of the SUM method the following problem

$$\begin{aligned} \min_R \quad & \text{Tr} \left(A_R^T R \right) \\ \text{s.t.} \quad & R \in SO(3)^n \end{aligned} \quad (22)$$

where $A_R = -\bar{R} B^T$. Note that the objective of the above problem is linear in R and thus is separable across R_i , $i = 1, 2, \dots, n$. Therefore, by writing A_R as

$$A_R = [A_1 \quad A_2 \quad \dots \quad A_n]. \quad (23)$$

we can decompose problem (22) into n independent LOSSO problems ($i = 1, 2, \dots, n$)

$$\begin{aligned} \min_{R_i} \quad & \text{tr} \left(A_i^T R_i \right) \\ \text{s.t.} \quad & R_i^T R_i = I, \det(R_i) = 1. \end{aligned} \quad (24)$$

which can be easily solved using Algorithm 1.

The SUM-based rotation averaging algorithm is summarized in Algorithm 3. Similar to [Razaviyayn et al. 2013], it can be shown that the SUM-based rotation averaging algorithm has guaranteed convergence to stationary solutions.

Algorithm 3 SUM-Based Rotation Averaging Algorithm

Input: \tilde{R}

Output: $R^{(t)}$

Initialize ϵ , $R^{(0)}$ and set $t := 0$;

$\lambda_{\min} \leftarrow$ the minimum eigenvalue of \tilde{R} ;

$\mu := \lfloor \min(\lambda_{\min}, 0) \rfloor$;

$B \leftarrow \mu I + \tilde{R}$;

do

$t := t + 1$;

$A_R^{(t)} := -R^{(t-1)} B$;

for $i \leftarrow 1$ to n **do**

$A_i^{(t)} \leftarrow$ the i -th column block of $A_R^{(t)}$;

 compute $R_i^{(t)}$ using Alg. 1 with $A = A_i^{(t)T}$;

end for

while $\frac{\|R^{(t)} - R^{(t-1)}\|}{\|R^{(t)}\|} \geq \epsilon$

Table 1. Comparison of resulting average errors, minimum eigenvalue and running times on synthetic data. Here avg.error is the average objective value of (3) divided by $|E|$, $\min(\lambda_{\min})$ is the minimum of the smallest eigenvalues of $\Lambda - \tilde{R}$ (defined in Theorem 1) over 100 runs, which examines whether the solution satisfies the optimal condition.

n	$\varphi [\text{rad}]$	p	BCDSR [Eriksson et al. 2018]			Alg. 2 (BCD-Based)			Alg. 3 (SUM-Based)		
			avg.error	$\min(\lambda_{\min})$	time[s]	avg.error	$\min(\lambda_{\min})$	time[s]	avg.error	$\min(\lambda_{\min})$	time[s]
20	0.2	0	0.2102	-3.46e-15	0.2390	0.2098	-1.08e-16	0.0120	0.2098	7.06e-16	0.0069
		0.3	0.2019	-2.40e-14	0.2352	0.2018	-9.26e-17	0.0124	0.2018	-1.69e-16	0.0070
		0	0.5026	-9.06e-15	0.2438	0.5013	-6.88e-15	0.0126	0.5013	-1.43e-15	0.0095
200	0.2	0.3	0.5088	5.19e-15	0.2671	0.5086	-2.79e-15	0.0124	0.5086	-1.11e-14	0.0105
		0	0.2230	-1.05e-11	59.22	0.2229	-1.19e-14	0.1126	0.2229	2.12e-14	0.0622
		0.3	0.2176	-1.41e-13	55.82	0.2163	-2.90e-14	0.1245	0.2163	3.36e-15	0.0734
2000	0.2	0	0.5505	-8.38e-12	55.72	0.5502	-2.11e-14	0.1236	0.5502	3.99e-16	0.0635
		0.3	0.5513	-2.04e-14	57.54	0.5539	-4.17e-14	0.1482	0.5539	-1.10e-15	0.0640
		0	0.2409	-127.11	15139.34	0.2248	7.78e-14	9.53	0.2248	-1.68e-13	2.54
	0.5	0.3	0.2398	-134.41	15278.67	0.2232	-2.49e-13	9.52	0.2232	-3.00e-13	2.55
		0	0.5699	-153.72	15374.61	0.5526	-3.64e-13	9.64	0.5526	-2.74e-13	2.59
		0.3	0.5783	-156.04	15392.96	0.5569	3.49e-13	9.97	0.5569	-6.42e-13	2.61

4.3 Globally Optimal Solution to the Noiseless Case

The above two algorithms require feasible initialization. In general, a good initialization is desirable because it could speed up the convergence. To this end, we propose a closed-form optimum solution to the noiseless case below, which can serve as a good feasible initialization for the proposed two algorithms in the noisy case. We emphasize that to the best of our knowledge even in the noiseless case the rotation averaging problem (3) has not yet been globally solved in the literature.

Let us describe the **Rotation Averaging** problem as an n -vertex connected graph $G = \{V, E\}$, named RA graph, where each vertex in V represents an absolute rotation and each edge $(i, j) \in E$ corresponds to a relative rotation R_{ij} if it exists. For a connected graph, there must exist a *shortest path* linking each pair of vertices. Resorting to the concept of shortest path, we formally present in Lemma 3 a closed-form optimum solution to the noiseless case, which is a good feasible point for the two proposed rotation averaging algorithms above.

LEMMA 3. *Let j_i denote the j -th vertex on the shortest path of the RA graph from vertex 1 to vertex i with identification $1_i = 1$ and $(m+1)_i = i$. Then $\hat{R}_1 = I$, and $\hat{R}_i = R_{12_i} R_{2_i 3_i} R_{3_i 4_i} \dots R_{m_i i}$ is an optimum solution to the rotation averaging problem (3) in the noiseless case.*

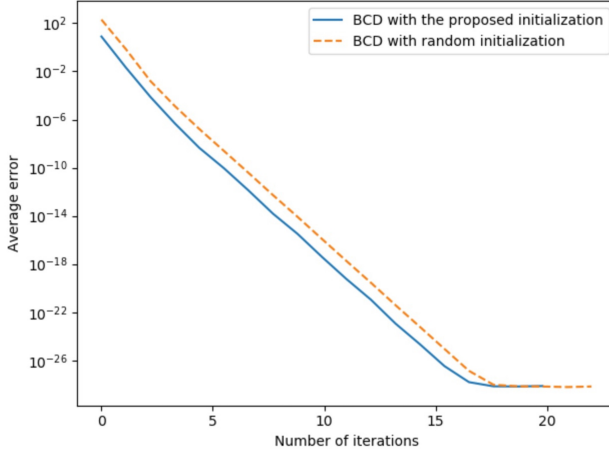
See Appendix B for the detailed proof and toy examples.

5 EXPERIMENTS

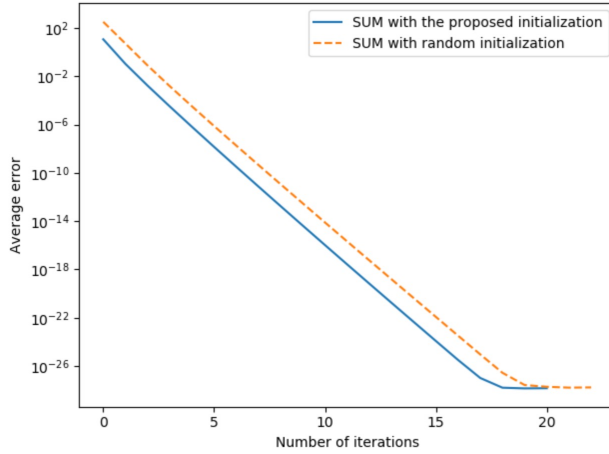
In this section, we empirically evaluate the accuracy and the computational efficiency of the proposed algorithms on a computer with 32 GB Memory and 2.4 GHz processor. We first introduce our experiment configuration on synthetic data. Next, we compare the proposed algorithms against the state-of-the-art method BCDSR [Eriksson et al. 2018]. Then, the effects of the proposed special initialization are investigated. Finally, we show the performance of our SUM-Based algorithm on real-world data. Note that all algorithms here are implemented in Python.

5.1 Synthetic Data

We use complete graphs to construct synthetic data. In this part, we randomly generate a set of absolute rotation R_i to form a complete graph. Each relative rotation is computed in the presence of noise. The noise are the random rotations obtained by an axis uniformly randomly sampled from the unit sphere and an angle generated from normal distribution with mean 0 and variance φ . For



(a) BCD-Based



(b) SUM-Based

Fig. 2. Convergence examples of BCD-based and SUM-based rotation averaging algorithms with different initializations.

addition, the parameter p is used to control the sparsity of the generated graphs, meaning that only p percentage of relative rotations are used in rotation averaging. In the simulations, we set φ to be 0.2 radian or 0.5 radian and p to be 0 or 0.3 in our four sets of experiments as shown in Table 1.

5.1.1 Accuracy. In Table 1, we compare our methods with BCDSR [Eriksson et al. 2018]. Each reported number is averaged over 100 runs except for $\min(\lambda_{\min})$. We can see that the convergence time of all the algorithms increases with n . In addition, the average errors of Alg. 2 and Alg. 3 are slightly lower than that of BCDSR. Further, from this table, we also observe that we almost have $\min(\lambda_{\min}) \geq 0$ (the meaning of this term is explained in the caption of Table 1) for both Alg. 2 and Alg. 3 (note here that the extremely small negative numbers should be numerical errors), which imply that globally optima are reached in terms of the result of Theorem 1. In contrast, we have $\min(\lambda_{\min}) < 0$ for BCDSR algorithm when $n = 2000$, which is possibly due to either local

convergence or that the algorithm terminates before the real convergence. Therefore, the proposed BCD-based and SUM-based algorithms yield better accuracy than the BCDSR.

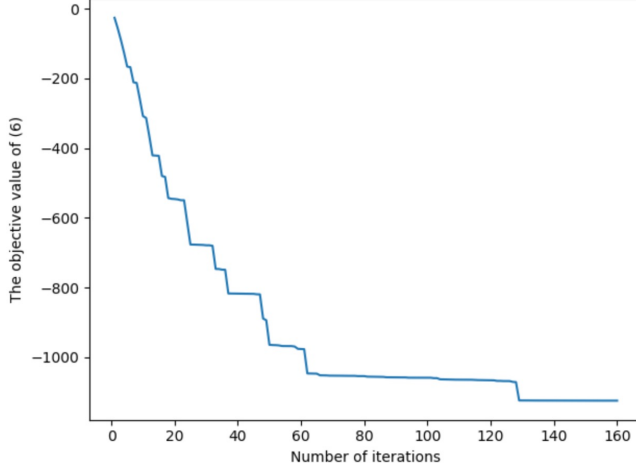


Fig. 3. A convergence example of the BCDSR algorithm.

5.1.2 Computational Efficiency. Figure 2 illustrates the effect on convergence of using the proposed special initialization. It can be seen from Fig. 2 that the proposed initialization can effectively speed up the convergence. Also, as shown in Fig. 3, BCDSR not only suffers from its slow convergence, the evolution of objective values of (6) often plateaus during iterations, this makes it difficult to set convergence criterion for the algorithm. Moreover, although Alg. 2 and Alg. 3 have very similar convergence behaviors, they spend different time in each iteration. Thus, while it can be shown that the three algorithms have the same order computational complexity (i.e., $O(n^2)$), Algorithm 3 performs best among them in terms of cpu time.

Table 2. Comparison of resulting average errors and running times on real-world data. Here, avg.error and times are the same as those in Table 1.

Dataset	n	BCDSR [Eriksson et al. 2018]		Alg. 3 (SUM-Based)	
		avg.error	time[s]	avg.error	time[s]
ET[Snavely et al. 2006]	9	1.40	0.298	0.760	0.021
Kermit[Snavely et al. 2006]	11	1.23	0.681	0.958	0.027
Tsinghua Gate[Zhanyi Hu and Dong [n. d.]]	68	1.64	6.592	1.64	0.483
Zhantan Temple[Zhanyi Hu and Dong [n. d.]]	158	1.67	34.148	1.60	0.596
Fayu Temple[Zhanyi Hu and Dong [n. d.]]	290	1.65	104.49	1.56	1.96

5.2 Real-World Data

In this set of experiments, the image collections are all obtained from public datasets [Snavely et al. 2006; Zhanyi Hu and Dong [n. d.]]. We use images to generate the relative rotations R_{ij} via SIFT [Ng and Henikoff 2003]. Then we run the proposed SUM algorithm and the BCDSR algorithm to recover the absolute rotations R'_i s. Table 2 lists the computational results and the average time required by the two algorithms. It is observed that the proposed SUM algorithm outperforms the BCDSR in both computational time and error. Particularly, as the problem size n increases, the

computational time gap between the two algorithms becomes widened. For example, when $n = 290$, the computational time of the BCDSR is nearly 53 times that of the SUM algorithm. In addition, we use an open-source code bundler [Snavely et al. 2006] and the SUM-based algorithm to run some reconstruction examples. For instance, the reconstruction results of Tsinghua Gate and Zhantan Temple are presented in Fig. 4 (a) and Fig. 4 (b) respectively. It can be seen that the reconstruction results are quite good.




Fig. 4. Images and reconstructions.

6 CONCLUSIONS

In this paper, we have proposed a BCD-based algorithm and a SUM-based algorithm for the rotation averaging problem. Both algorithms significantly outperform the baseline algorithm. While these algorithms are guaranteed to converge to stationary points, our numerical results show that they actually reach global optima. In addition, the SUM-based algorithm can further benefit from parallel computation. Hence, the proposed algorithms significantly outperform the baseline algorithm.

ACKNOWLEDGMENTS

This work was supported by the National Key Research and Development Project under grant 2017YFE0119300.

REFERENCES

- Alexandr Andoni, Piotr Indyk, Thijs Laarhoven, Ilya Razenshteyn, and Ludwig Schmidt. 2015. Practical and optimal LSH for angular distance. In *Advances in Neural Information Processing Systems*. 1225–1233.
- Dimitri P Bertsekas. 1997. Nonlinear programming. *Journal of the Operational Research Society* 48, 3 (1997), 334–334.
- Yuchao Dai, Jochen Trumpf, Hongdong Li, Nick Barnes, and Richard Hartley. 2009. Rotation averaging with application to camera-rig calibration. In *Asian Conference on Computer Vision*. Springer, 335–346.
- Olof Enqvist, Fredrik Kahl, and Carl Olsson. 2011. Non-sequential structure from motion. In *2011 IEEE International Conference on Computer Vision Workshops (ICCV Workshops)*. IEEE, 264–271.
- Anders Eriksson, Carl Olsson, Fredrik Kahl, and Tat-Jun Chin. 2018. Rotation averaging and strong duality. In *Proceedings of the IEEE Conference on Computer Vision and Pattern Recognition*. 127–135.
- Johan Fredriksson and Carl Olsson. 2012. Simultaneous multiple rotation averaging using lagrangian duality. In *Asian Conference on Computer Vision*. Springer, 245–258.

- Venu Madhav Govindu. 2001. Combining two-view constraints for motion estimation. In *Proceedings of the 2001 IEEE Computer Society Conference on Computer Vision and Pattern Recognition. CVPR 2001*, Vol. 2. IEEE, II-II.
- Andrew J Hanson. 2005. Visualizing quaternions. In *ACM SIGGRAPH 2005 Courses*. ACM, 1.
- Richard Hartley, Jochen Trumpf, Yuchao Dai, et al. 2010. Rotation averaging and weak convexity. In *Proc. of the 19th International Symposium on Mathematical Theory of Networks and Systems (MTNS'10)*. 2435–2442.
- Richard Hartley, Jochen Trumpf, Yuchao Dai, and Hongdong Li. 2013. Rotation averaging. *International journal of computer vision* 103, 3 (2013), 267–305.
- Jan J Koenderink and Andrea J Van Doorn. 1991. Affine structure from motion. *JOSA A* 8, 2 (1991), 377–385.
- Daniel Martinec and Tomas Pajdla. 2007. Robust rotation and translation estimation in multiview reconstruction. In *2007 IEEE Conference on Computer Vision and Pattern Recognition*. IEEE, 1–8.
- Pauline C Ng and Steven Henikoff. 2003. SIFT: Predicting amino acid changes that affect protein function. *Nucleic acids research* 31, 13 (2003), 3812–3814.
- Sverker Rasmuson, Erik Sintorn, and Ulf Assarsson. 2020. User-guided 3D reconstruction using multi-view stereo. In *Symposium on Interactive 3D Graphics and Games*. 1–9.
- Meisam Razaviyayn, Mingyi Hong, and Zhi-Quan Luo. 2013. A unified convergence analysis of block successive minimization methods for nonsmooth optimization. *SIAM Journal on Optimization* 23, 2 (2013), 1126–1153.
- Denise Sakai. 1994. Labeling chordal graphs: distance two condition. *SIAM Journal on Discrete Mathematics* 7, 1 (1994), 133–140.
- Noah Snavely, Steven M Seitz, and Richard Szeliski. 2006. Photo tourism: exploring photo collections in 3D. In *ACM transactions on graphics (TOG)*, Vol. 25. ACM, 835–846.
- Camillo J Taylor and David J Kriegman. 1994. Minimization on the Lie group SO (3) and related manifolds. *Yale University* 16, 155 (1994), 6.
- Kyle Wilson, David Bindel, and Noah Snavely. 2016. When is rotations averaging hard?. In *European Conference on Computer Vision*. Springer, 255–270.
- Stephen J Wright. 2015. Coordinate descent algorithms. *Mathematical Programming* 151, 1 (2015), 3–34.
- Yihong WU Zhanyi Hu, Fuchao Wu and Qiulei Dong. [n. d.]. 3D reconstruction dataset. <http://vision.ia.ac.cn/data>.

A PROOF OF PROBLEM 11

$$\begin{aligned} \min_{R_l \in \mathbb{R}^{3 \times 3}} \quad & - \sum_{(i,j) \in E} \text{tr} \left(R_i R_{ij} R_j^T \right) \\ \text{s.t.} \quad & R_l^T R_l = I, \det(R_l) = 1. \end{aligned} \quad (9)$$

LEMMA 4. Assume that $(p, q) \in E$ and $p, q \neq l$, define

$$A_l \triangleq - \sum_{(l,q) \in E} R_{lq} R_q^T - \sum_{(p,l) \in E} R_{pl}^T R_p^T \quad (10)$$

Afterwards, the subproblem (9) with respect to R_l can be simplified to

$$\begin{aligned} \min_{R_l \in \mathbb{R}^{3 \times 3}} \quad & \text{tr} (A_l R_l) \\ \text{s.t.} \quad & R_l^T R_l = I, \det(R_l) = 1. \end{aligned} \quad (11)$$

PROOF. Without loss of generality, let us first extract the R_l -related terms from the objective function (9). Obviously, we can split the objective function into the following three parts

$$\begin{aligned} & - \sum_{(i,j) \in E} \text{tr} \left(R_i R_{ij} R_j^T \right) = - \sum_{(l,q) \in E} \text{tr} \left(R_l R_{lq} R_q^T \right) \\ & - \sum_{(p,l) \in E} \text{tr} \left(R_p R_{pl} R_l^T \right) - \sum_{(p,q) \in E} \text{tr} \left(R_p R_{pq} R_q^T \right). \end{aligned}$$

where the last part can be viewed as a constant because it is independent of R_l . Thus, the objective function can be simply expressed as follows

$$- \sum_{(l,q) \in E} \text{tr} \left(R_l R_{lq} R_q^T \right) - \sum_{(p,l) \in E} \text{tr} \left(R_p R_{pl} R_l^T \right) + C$$

where C is a constant. Further, due to the identity $\text{trace}(M) = \text{trace}(M^T)$, we have $\text{trace}(R_p R_{pl} R_l^T) = \text{trace}\left(\left(R_p R_{pl} R_l^T\right)^T\right)$. Hence, we further express the objective function as

$$\begin{aligned} & - \sum_{(l,q) \in E} \text{tr}(R_l R_{lq} R_q^T) - \sum_{(p,l) \in E} \text{tr}\left(\left(R_p R_{pl} R_l^T\right)^T\right) + C \\ & = - \sum_{(l,q) \in E} \text{tr}(R_l R_{lq} R_q^T) - \sum_{(p,l) \in E} \text{tr}(R_l R_{pl}^T R_p^T) + C \\ & = \text{tr}\left(R_l \left(- \sum_{(l,q) \in E} R_{lq} R_q^T - \sum_{(p,l) \in E} R_{pl}^T R_p^T\right)\right) + C \end{aligned}$$

By using the definition (10), the formula above can be expressed as follows

$$\text{tr}(R_l A_l) + C$$

Finally, since $\text{tr}(XY) = \text{tr}(YX)$, rewrite it as

$$\text{tr}(A_l R_l) + C$$

C is unrelated variable with regard to R_l . Hence, this completes the proof. \square

B PROOF OF LEMMA 3

$$\min_{R_1, \dots, R_n \in SO(3)} \sum_{(i,j) \in E} \|R_i R_{ij} - R_j\|_F^2. \quad (3)$$

LEMMA 5. Let j_i denote the j -th vertex on the shortest path of the RA graph from vertex 1 to vertex i with identification $1_i = 1$ and $(m+1)_i = i$. Then $\hat{R}_1 = I$, and $\hat{R}_i = R_{12_i} R_{2_i 3_i} R_{3_i 4_i} \dots R_{m_i i}$ is an optimum solution to the rotation averaging problem (3) in the noiseless case.

PROOF. Suppose that $\hat{R}_i, i = 1, \dots, n$ is an optimum solution to the rotation averaging problem (3) in the noiseless case. That is, it satisfies $\hat{R}_i R_{ij} = \hat{R}_j, \forall (i, j) \in E$, equivalently, $R_{ij} = \hat{R}_i^T \hat{R}_j, \forall (i, j) \in E$. Under this condition, it suffices to show that $\hat{R}_i, i = 1, 2, \dots, n$, satisfies the $SO(3)^n$ constraint and $\hat{R}_i R_{ij} = \hat{R}_j, \forall (i, j) \in E$.

First, it is not difficult to show that

$$\hat{R}_1^T \hat{R}_1 = I, \det(\hat{R}_1) = 1.$$

and

$$\begin{aligned} \hat{R}_i^T \hat{R}_i &= \left(R_{m_i i}^T \dots R_{12_i}^T\right) R_{12_i} \dots R_{m_i i} = I, \forall i \\ \det(\hat{R}_i) &= \det(R_{12_i} \dots R_{m_i i}) \\ &= \det(R_{12_i}) \times \dots \times \det(R_{m_i i}) \\ &= 1, \forall i \end{aligned}$$

Second, by the definition, we have

$$\begin{aligned} \hat{R}_i R_{ij} &= (R_{12_i} R_{2_i 3_i} \dots R_{m_i i}) R_{ij} \\ &= \hat{R}_1^T \hat{R}_j = R_{12_j} R_{2_j 3_j} \dots R_{\ell_j j} = \hat{R}_j \end{aligned}$$

where we have used the fact $R_{ij} = \hat{R}_i^T \hat{R}_j, \forall (i, j) \in E$ in the second and third equalities. This completes the proof. \square

For better understanding Lemma 3, let us give two toy examples in Figure 5. In a complete graph, for each $i \neq 1$, there is an edge linking vertex 1 and vertex i . In this case, $R_1 = I$ and $R_i = R_{1i}$, $\forall i \neq 1$ constitute a globally optimal solution to the rotation averaging problem. In a cyclic graph, suppose without loss of generality that vertices are linked in a sequential order, i.e., $1, 2, \dots, n$. In this case, $R_1 = I$ and $R_i = R_{12}R_{23} \dots R_{(i-1)i}$, $\forall i \neq 1$ form a globally optimal solution.

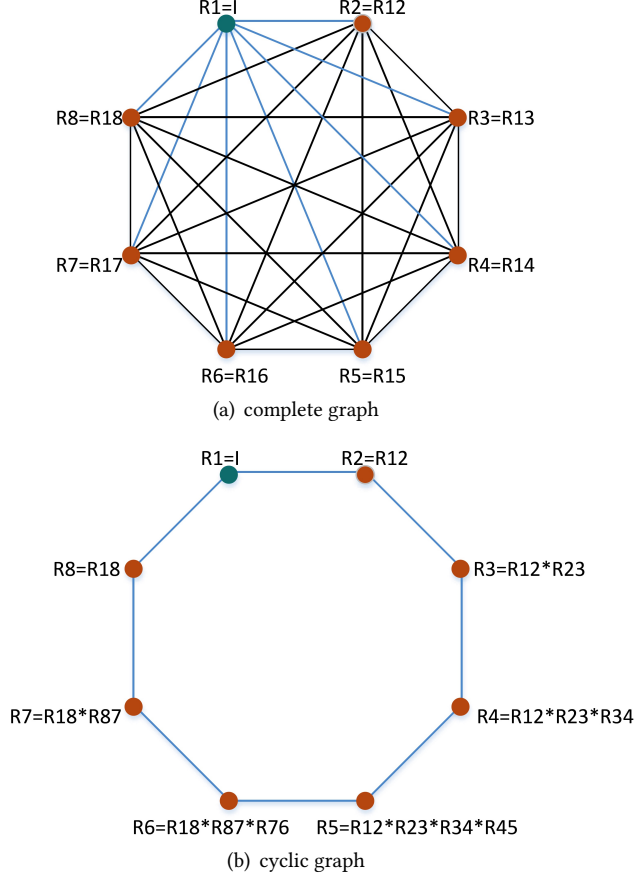


Fig. 5. The globally optimal solutions for complete graph and cyclic graph in the noiseless case.