

# Real-Time Fault-Tolerance Node-to-Node Disjoint Paths Algorithm for Symmetric Networks

Hesham AlMansouri<sup>1</sup> and Zaid Hussain<sup>1</sup>

<sup>1</sup>Computer Science Department, Kuwait University, Kuwait

**Abstract**—Disjoint paths are defined as paths between the source and destination nodes where the intermediate nodes in any two paths are disjoint. They are helpful in fault-tolerance routing and securing message distribution in the network. Several research papers were proposed to solve the problem of finding disjoint paths for variety of interconnection networks such as Hypercube, Generalized Hypercube, Mesh, Torus, Gaussian, Eisenstein-Jacobi, and many other topologies. In this research, we have developed a general real-time fault-tolerance algorithm that constructs all node-to-node disjoint paths for symmetric networks where all paths are shortest or close to shortest. In addition, we have simulated the proposed algorithm on different networks. The solution of unsolved problem in Cube-Connected-Cycles is given in the simulation results.

**Keywords:** Interconnection network; symmetric network; edge disjoint; disjoint paths; fault-tolerant; routing; node-to-node..

## 1. Introduction

Parallel computing is the computation of a program to perform tasks simultaneously. It is an essential field in computer science that advances the computation efficiency. There are two memory architectures in parallel computing, which are shared memory and distributed memory [19]. In shared memory, processors have access to and communicate through shared memories, while in distributed memory each processor has its own memory and all processors communicate by message passing. In distributed memory architecture, the processor and the memory are formed in a pair called Processing Element (PE) [23]. Data is shared between processors in both memory architectures of parallel computing through an interconnection network. The work in this paper is based on the distributed memory architecture.

Interconnection networks play an essential role in the efficiency of parallel and distributed computing. One of the main characteristics of interconnection networks is their topology. There are many topologies existing in interconnection networks such as Hypercube [16], Mesh [24],  $k$ -ary  $n$ -cube [4], Cube-Connected Cycles [34], Torus [7], Gaussian [30][10], Eisenstein-Jacobi [10][31], and more can be found in this domain. The topology of an interconnection network determine how processors are connected. Each topology has characteristics such as degree, symmetry, regularity, diameter, and fault-tolerance. A symmetric network is a network that

is both edge- and node-transitive [17]. Some application on interconnection networks are J-Machine [32], Cray T3D and T3E [37], and Gaussian cluster-based WSN [35].

Features of interconnection networks were and still studied to improve the communication for data sharing in parallel computing. Many aspects are considered when sending messages from one node to another node. Routing is an essential communication method applied in computer networks. There have been extensive researches in developing various routing algorithms in interconnection networks. Mostly, routing algorithm between source and destination nodes is provided with the proposed interconnection network. Further studies on routing is finding the disjoint paths between the given source and destination nodes. Disjoint paths play an important part in the efficiency of the message sharing in an interconnection network. The problem of finding disjoint paths can be classified into node-to-node, node-to-set, and set-to-set. In node-to-node, a message is sent from a source node to a destination node. In node-to-set, a message is sent from a source node to multiple destination nodes. In set-to-set, multiple source nodes send their messages to multiple destination nodes. Disjoint paths have several applications and benefits. For example, disjoint paths can improvise throughput and load balance in a network [12] [40]. Another application is secured message routing, where disjoint paths can be used to ensure the security from eavesdropping in a network [2]. In addition, disjoint paths are used to ensure fault-tolerance in a network and make it more reliable. For instance, faulty nodes or edges in one path do not affect other disjoint paths, which makes the goal of delivering the message to the destination node is achievable.

Having disjoint paths between two different nodes depends on the topology of the network, where for each topology different steps are followed to get the disjoint paths between two nodes. There are various research works on parallel and disjoint paths for different topologies of interconnection networks. The node-to-node disjoint paths problem have been solved for Hypercube Network in [25], [39], [15], [29], and [13]. Moreover, the problem was solved for Torus Network in [9] and [26]. In addition, node-to-node disjoint routing for  $k$ -ary  $n$ -cube is presented in [4], [42], [8], and [38]. Furthermore, the problem was solved for Hierarchical Hypercube, Dual-Cubes and WK Recursive in [41], [28], and [3] respectively. Another variation of the disjoint paths problem is the node-to-set disjoint paths. This problem is

solved for Folded Hypercube, Dual-Cube, Gaussian Network, and WK Recursive in [27], [21], [1], and [3] respectively. Furthermore, the set-to-set disjoint paths is another variation of the disjoint paths problem. The set-to-set disjoint paths routing is presented for Dual Cubes in [22], Hypercube in [14] and [33], Torus in [20], Torus-Connected Cycles in [6], and Hierarchical Hypercube in [5].

All the above researches provide statically constructed node-to-node disjoint paths where the real-time faulty node is not considered. That is, over the time, nodes may get faulty during the communication or message propagation. We propose an algorithm that is a real-time fault-tolerance to generate all possible node-to-node disjoint paths between the given source and destination nodes. The proposed algorithm depends on the modified version of Dynamic Source Routing (DSR) protocol in mobile ad-hoc networks, where the disjoint paths are dynamically constructed upon the request from the source node. The algorithm can be applied on any symmetric network.

In mobile ad-hoc networks, routing protocols are the way that nodes determine where to send their messages following a sequence of hops to get to the destination. There are several types of mobile ad-hoc routing protocols such as proactive, reactive, hybrid, and hierarchical [36]. The proactive protocols are eager protocols, where all nodes save the route paths to the other nodes in the network and use these paths when needed. The reactive protocols are lazy protocols, where the process of finding the route from the source node to the destination node is performed only if required, i.e. when sending a message. The hybrid protocols are combination of proactive and reactive protocols. The hierarchical protocols use both proactive and reactive protocols distributed on different levels of the network. Our work concentrates on reactive protocols where a modification is proposed to achieve an algorithm that generates the disjoint paths between any two nodes in symmetric interconnection topology.

Throughout this paper, we use the following words interchangeably: graph and network, vertices and nodes; and edges and links. This paper discusses the development of the general algorithm of finding disjoint paths in symmetric interconnection networks. It is organized as follows. In Section 2, we review the required background used in this work. The general disjoint paths algorithms for symmetric networks is given in Section 3. An optimized version of the proposed algorithm is illustrated in Section 4. Simulation results are shown in Section 5. Finally, the paper and its future work is concluded in Section 6.

## 2. Background

In this section, we review the terminologies used in graph theory and then we briefly describe some interconnection networks used in this work. At the end of this section, we describe a mobile network protocol which is adopted in our proposed algorithm.

### 2.1 Terminology and Definitions

A graph, or undirected graph, is an essential concept in graph theory to model interconnection networks. The network is represented as  $G(V, E)$ , where  $V$  is the set of nodes and  $E$  is the set of edges. Considering two nodes  $u$  and  $v$  in a network  $G$ , an *edge* from  $u$  to  $v$  is represented as  $(u, v)$ . There are two types of edges in a network, which are regular and wraparound edges. The *regular* edges are the edges between two physically adjacent nodes, while the *wraparound edges* are the edges between two nodes that are not physically adjacent. A *path* in a network is a set of nodes that are connected through a sequence of edges, where it starts with a source node and it ends with a destination node. If the destination node is the source node, then it is called a *cycle*. A cycle that passes through all the nodes where each node is visited once except the starting node in a network is called a *Hamiltonian cycle*. In a network, two nodes are called *neighbors* if and only if there is an edge between them. An *intermediate* node is a node in a path that is neither the source nor the destination node. The *hop* count is the number of nodes passed in a path excluding the starting node and including the cycles. All path lengths are measured in terms of hop count. The *distance* between two nodes in a network is the length of the shortest path between them. The *degree* of a node in a network is the number of edges connected to that node.

A network is called  $n$ -regular when all the nodes have the same degree  $n$ . The *diameter* of the network is the shortest distance between the two farthest nodes in the network. Two nodes in a network are called *adjacent* (i.e., neighbor) if the distance between them is 1. In some interconnection networks, the distance between two nodes is measured by Hamming distance like in [16] and others are measured by Lee distance [4]. The *Hamming distance* ( $D_H$ ) between two nodes is the number of different digits between the two nodes' addresses. For example, given two nodes (122) and (131), then the Hamming distance between them is  $D_H(122, 131) = 2$ . Further, given two nodes' addresses  $a_0, a_1, a_2, \dots, a_n$  and  $b_0, b_1, b_2, \dots, b_n$ , where  $n$  is the length of both addresses and having  $q$ -ary alphabet. The *Lee distance* ( $D_L$ ) is defined by the following formula:

$$D_L = \sum_{i=0}^n \min(|a_i - b_i|, q - |a_i - b_i|)$$

Given a binary string, a *bit-flip* is the bit that changes. A network is called *connected* if there is a path between every pair of nodes in the network. A network *cut* is the separation of the network to two sub-networks that are disconnected, which is achieved by the removal of certain number of nodes. The network *connectivity* is the minimum number of nodes that their removal result in a network cut. A *reserved* node is a node that is used once and cannot be used again, where it is considered removed from the network.

## 2.2 Interconnection Networks

In this subsection, we briefly illustrate the interconnection networks used in our work.

### 2.2.1 Hypercube

The Hypercube network is a popular topology in interconnection networks. It can be formed in many dimensions, for example, the 3D Hypercube is shown in Fig. 1. The nodes in the  $n$ -dimensional Hypercube are labeled in binary from 0 to  $2^n - 1$ , such that the Hamming distance between any two adjacent nodes is 1. In a Hypercube with  $N$  nodes, each node has a degree of  $\log_2 N = n$  and the diameter of the network is  $\log_2 N = n$ . In addition, each node in this topology has  $n$  neighbors, where  $n$  is the number of the Hypercube dimensions. The distance between two nodes in the Hypercube is the Hamming distance between the addresses of the nodes.

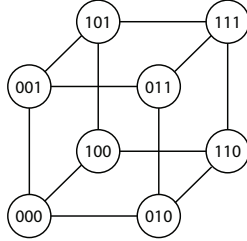


Fig. 1: 3-Dimensional Hypercube.

### 2.2.2 2D Torus

The 2D Torus ( $T_{m \times n}$ ) network consisting of  $N$  nodes can be illustrated as  $N = m \times n$ , where  $m$  is the number of nodes along  $x$ -axis and  $n$  is the number of nodes along  $y$ -axis. Each node in the network has degree 4, i.e., Torus is 4-regular network. All boundary nodes of the Torus topology are connected to other boundary nodes on the same axis with wraparound links, and the corner nodes are connected to the adjacent corners of the  $x$  and  $y$  axis with wraparound links. Fig. 2 shows an example of  $T_{4 \times 4}$ . The diameter of the Torus topology is  $\lfloor m/2 \rfloor + \lfloor n/2 \rfloor$ . Moreover, every node  $t$  in the Torus topology is labeled as  $t_{xy}$ , where  $x$  is the location of the node on the  $x$ -axis and  $y$  is the location of the node along  $y$ -axis.

### 2.2.3 Gaussian

Gaussian networks were proposed in [30] and [10]. They are based on quotient ring of Gaussian integers formed as  $\mathbb{Z}[i] = x + yi$  where  $i = \sqrt{-1}$ . The network can be generated by  $\alpha = a + bi \neq 0$ , where  $0 \leq a \leq b$ , and represented as a graph  $G_\alpha(V, E)$  such that  $V = \mathbb{Z}[i]_\alpha$  is the set of nodes and  $E = \{(\beta, \gamma) \in V \times V \mid (\beta - \gamma) \equiv \pm 1, \pm i \pmod{\alpha}\}$ . Gaussian networks are 4-regular networks having a total number of nodes  $N(\alpha) = a^2 + b^2$  and the nodes are labeled as  $x + yi$ .

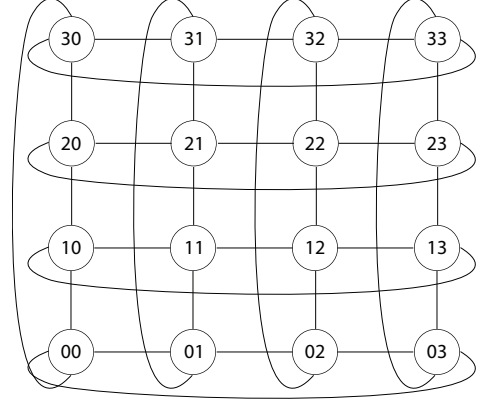


Fig. 2: 2D Torus network.

Two nodes  $A$  and  $B$  in the network are adjacent if and only if  $(A - B) \pmod{\alpha} = \pm 1$  or  $\pm i$ . The diameter of the network is  $k = b$  if  $N(\alpha)$  is even or  $k = b - 1$  if  $N(\alpha)$  is odd. The wraparound link for the boundary nodes can be computed with mod operation after adding  $\pm 1$  or  $\pm i$  to the node address. Fig. 3 illustrates the Gaussian network generated by  $\alpha = 4 + 5i$  where the dotted lines are the wraparound links.

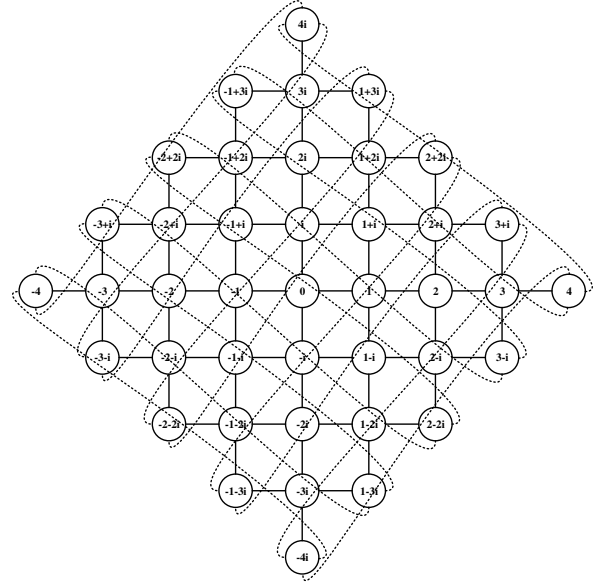


Fig. 3: Gaussian network generated by  $\alpha = 4 + 5i$ .

### 2.2.4 Eisenstein-Jacobi

Similar to Gaussian networks, Eisenstein-Jacobi (EJ) networks were proposed in [31] and [10]. They are based on quotient ring of EJ integers formed as  $\mathbb{Z}[\rho] = x + y\rho$  where  $\rho = (1 + i\sqrt{3})/2$  and  $i = \sqrt{-1}$ . The network can be generated by  $\alpha = a + b\rho \neq 0$ , where  $0 \leq a \leq b$ , and represented as a graph  $EJ_\alpha(V, E)$  such that  $V = \mathbb{Z}[\rho]_\alpha$  is the set of nodes and  $E = \{(\beta, \gamma) \in V \times V \mid (\beta - \gamma) \equiv \pm 1, \pm \rho, \pm \rho^2 \pmod{\alpha}\}$ .

EJ networks are 6-regular networks having a total number of nodes  $N(\alpha) = a^2 + b^2 + ab$  and the nodes are labeled as  $x + yp$ . Two nodes  $A$  and  $B$  in the network are adjacent if and only if  $(A - B) \bmod \alpha = \pm 1, \pm \rho$ , or  $\pm \rho^2$ . EJ networks are called *dense* when they contain a maximum number of nodes at distance  $k$  where  $k$  is the diameter of the network. Thus, the diameter of the dense EJ network is  $k = a$ . The wraparound link for the boundary nodes can be computed with mod operation after adding  $\pm 1, \pm \rho$ , or  $\pm \rho^2$  to the node address. Fig. 4 illustrates the EJ network generated by  $\alpha = 3 + 4\rho$  where the dotted lines are the wraparound links.

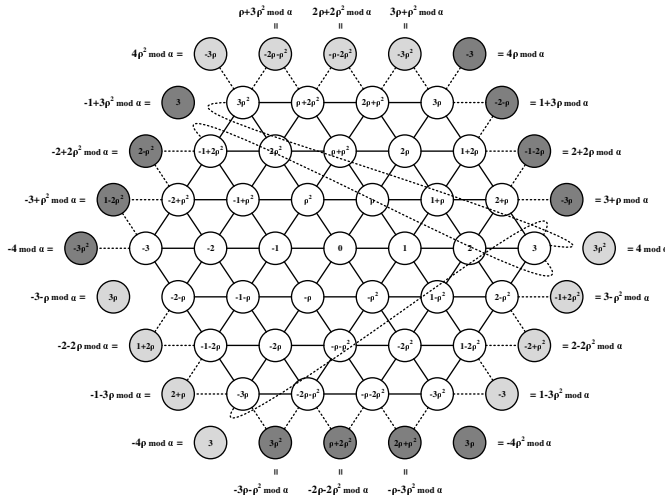


Fig. 4: EJ network generated by  $\alpha = 3 + 4\rho$ .

### 2.2.5 Cube-Connected Cycles

The Cube-Connected Cycles is a topology similar to the Hypercube introduced in [34]. It is a multidimensional topology where the number of nodes is dependent on the number of dimensions. Specifically, the number of nodes in the Cube-Connected Cycles is  $n2^n$  where  $n$  is the number of dimensions. Given an  $n$ -dimensional Hypercube, the Cube-Connected Cycles can be modeled by replacing each node in the Hypercube with a cycle of  $n$  nodes. The degree of the topology is 3, which is the main difference between the Cube-Connected Cycles and the Hypercube. The diameter of the topology is 6 for  $n = 3$  and equal to  $2n + \lfloor n/2 \rfloor - 2$  for  $n \geq 4$  [11]. The nodes are labeled in the form of  $(x, y)$ , where  $x$  is an integer from 0 to  $2^n - 1$  and  $y$  is an integer from 0 to  $n - 1$ . Since each node is of degree 3, the neighbors of the node  $(x, y)$  are obtained by  $(x, (y+1) \bmod n)$ ,  $(x, (y-1) \bmod n)$ , and  $(x \oplus 2^y, y)$ . Fig. 5 illustrates the 3D Cube-Connected Cycles.

### 2.3 Dynamic Source Routing Protocol

The dynamic source routing (DSR) protocol is developed as a route discovery protocol for mobile ad-hoc networks. It

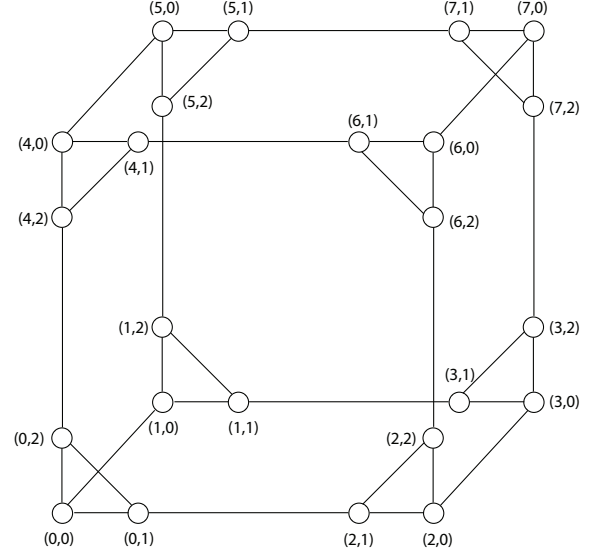


Fig. 5: 3D Cube-Connected Cycles.

is an on-demand, reactive, and source initiated protocol. As discussed in [18], the source node begins by broadcasting a route request to all its neighbors. The route request message contains the following information:

$$\langle target_{addr}, initiator_{addr}, reqid, route_{record} \rangle$$

The four parameters included in the route request of the DSR protocol are the target (destination) node address, route request initiator (source node) address, request identifier, and route record, respectively. The DSR protocol does not have a reverse link, however, since it stores the route record in the packet header, then it can easily get back to the source node using the route record as a reverse path. After an intermediate node receive a route request, it acts on one of four cases as follows. Case (1): If source node address and route request identifier are seen before, then discard route request. Case (2): If intermediate node address exists in the route record, then discard route request. Case (3): If case (1) and case (2) do not hold and the intermediate node is not the destination, then add the intermediate node address to the route record, then rebroadcast the route request. Case (4): If case (1), case (2), and case (3) do not hold, then use the route record to find the route back to the source node and send a route reply using that path.

## 3. Disjoint Paths Algorithm

### 3.1 Overview

In this section, we describe the algorithm for finding all possible disjoint paths in any given symmetric network. The algorithm takes four parameters that are: the *network*, the *source* node, the *destination* node, and the path length *threshold* of the given network. If the *threshold* is unknown or not passed to the algorithm, the algorithm will assign it a

value of 1. The algorithm finds the first two shortest disjoint paths in the first iteration and reserves all the nodes in these paths and in the next iterations it keeps finding two other disjoint paths until all disjoint paths are discovered. In each iteration, the reserved nodes are marked to be excluded from the next iterations of the algorithm. If on a certain iteration the algorithm finds only one path, such that there are no two disjoint paths of the same length, then it reserves this path and continues finding the missing paths until all disjoint paths are found. Each node saves all the paths to itself starting from the source node. When the destination node is reached, then the algorithm filters the paths to get two disjoint paths and returns them through the same discovered paths and reserving the intermediate nodes to not to be used in the future iterations. The algorithm will not run on a communication basis similar to the Ad-hoc Routing Protocols, but the whole algorithm will run on the source node by simulating the network passed within the parameters, since the topology is initially known unlike the ad-hoc network, which is random.

The algorithm will begin route discovery by sending a route request from the source node to all its neighbors. Each neighbor will then send the request to its neighbors except the neighbors that have been reached by a shorter distance from the source, the neighbors that are reserved, or if the neighbor node path will exceed the longest path threshold, which is computed within the algorithm. Each sent request contains records of the sender's paths including the targeted neighbor node. If the destination node is reached, it will filter the disjoint paths by following the filtration function. Since intermediate nodes cannot be reached by two different distances, the intermediate nodes will always be in the same position in all resulting paths. Therefore, the filtering function will compare nodes linearly without having to compare one node to another node in another position. For example, when comparing two paths of length  $k$ , the comparison complexity will be  $k$ , since the node at the  $i^{th}$  position may only occur at any other path in the same  $i^{th}$  position. The filtering function will select the first path and compare it to all other paths that reached the destination excluding the source and destination nodes. If there are no disjoint paths then the algorithm iterates by selecting all paths and comparing them to all other paths until either two disjoint paths are returned, or the first path will be returned. If the destination node was not reached, the threshold will be increased by one and the route discovery will be performed again starting from the source node.

If the source and destination nodes are adjacent, then the edge between the source and destination nodes is removed from the simulated network to avoid having an infinite loop since the source and destination are never reserved nodes. To ensure the algorithm runs in the correct way, a queue is initialized containing the activity order of the nodes, which is called the *active nodes queue*. Any node reached in a route request is pushed into the queue to take its turn. Then, the algorithm activates the first node popped from the active

queue. An active node is the node that takes the turn to broadcast the route request to its unvisited neighbors. The algorithm activates all the nodes in the *active nodes queue* until there are no more active nodes. In the algorithm, there are two types of iterations. The first iteration, called macro iteration, runs the route discoveries from the source node to the destination node, where all attributes of the nodes are reset except for the reserved nodes and the edge between the source and destination nodes if they are adjacent. The second iteration, called micro iteration, runs through the active nodes queue in a single macro iteration until the queue is empty. All the discussed algorithms are described in the next section.

### 3.2 Pseudo Code

In Algorithm 1, a node is initialized with the following parameters: the ID of the node, the paths from the source to the current node, the unvisited neighbors of the current node, a flag of whether the node is visited or not, the hop count from the source node, a flag whether the node is reserved or not, a flag of whether the node is currently active or not, and finally, a function to reset the node.

---

#### Algorithm 1 Node initialization

---

**Input:** none

**Output:** none

- 1:  $ID \leftarrow Null$
  - 2:  $pathsToMe \leftarrow Null$
  - 3:  $unvisitedNeighbors \leftarrow []$
  - 4:  $isVisited \leftarrow False$
  - 5:  $hopCount \leftarrow -1$
  - 6:  $isReserved \leftarrow False$
  - 7:  $isActivated \leftarrow False$
- 

Algorithm 2 resets some values of Algorithm 1. It resets the paths to the current node, the unvisited neighbors of the current node, the flags indicating if the current node is visited, whether the current node is active, and the hop count from the source node.

---

#### Algorithm 2 Node reset

---

**Input:** none

**Output:** none

- 1:  $pathsToMe \leftarrow Null$
  - 2:  $unvisitedNeighbors \leftarrow []$
  - 3:  $isVisited \leftarrow False$
  - 4:  $hopCount \leftarrow -1$
  - 5:  $isActivated \leftarrow False$
- 

Algorithm 3 defines the global variables which are used among all other algorithms. The first global variable is all nodes list that contains an instance of each node in the network. The second global variable is the active nodes queue that indicates which node has the turn to be active

and broadcasts the route request. The third global variable is the threshold, which is the maximum threshold of hops to indicate when should the broadcast stop. The disjoint paths variable is the fourth global variable that is consisting of a list of all discovered disjoint paths. The fifth and sixth variables are the source and destination nodes, respectively. Finally, the sixth variable is the degree of the network.

---

**Algorithm 3** Global variables

---

**Input:** none

**Output:** none

- 1:  $nodes \leftarrow$  All nodes in the network
  - 2:  $activeNodes \leftarrow Null$
  - 3:  $longestPath \leftarrow Null$
  - 4:  $disjointPaths \leftarrow []$
  - 5:  $src \leftarrow Null$
  - 6:  $dest \leftarrow Null$
  - 7:  $degree \leftarrow$  Network degree
- 

Algorithm 4 performs the macro discovery and it takes three parameters. The parameters are the source node, destination node, and the path length threshold. The threshold is not required to be precise, but it will influence the runtime complexity of the algorithm. The algorithm calls Algorithm 5 to perform the micro discovery and also resets the current node by calling Algorithm 2.

---

**Algorithm 4** Macro discovery

---

**Input:**  $sourceNode, destinationNode, threshold$

**Output:** none

- 1:  $MaxDisjointPaths \leftarrow degree$
  - 2:  $src \leftarrow sourceNode$
  - 3:  $dest \leftarrow destinationNode$
  - 4:  $longestPath \leftarrow threshold$
  - 5:  $reservedNodes \leftarrow []$
  - 6: **if** there exists an edge between  $src$  and  $dest$  **then**
  - 7:   remove edge between  $src$  and  $dest$
  - 8:    $disjointPaths \leftarrow append([src, dest])$
  - 9: **end if**
  - 10: **while**  $disjointPaths.length < maxDisjointPaths$   
    **and**  $longestPath < numberOfnodes$  **do**
  - 11:    $microDiscovery(src, dest)$
  - 12:   **for all**  $nodes$  **do**
  - 13:     **if**  $node.isReserved$  **then**
  - 14:        $reservedNodes \leftarrow append(node)$
  - 15:     **end if**
  - 16:      $resetNode()$
  - 17:   **end for**
  - 18:    $activeNodes \leftarrow []$
  - 19:    $longestPath \leftarrow longestPath + 1$
  - 20: **end while**
- 

Algorithm 5 does not take any parameters nor return any

value. However, its major task is to update the disjoint paths global variable and reserve the nodes of the discovered disjoint paths. The algorithm starts by inserting the source node to the active nodes queue, then managing the queue until the queue is empty. The algorithm calls three other functions described in Algorithm 6–8.

---

**Algorithm 5** Micro discovery

---

**Input:** none

**Output:** none

- 1:  $activeNodes \leftarrow push(src)$
  - 2:  $source.hopCount \leftarrow 0$
  - 3:  $source.isVisited \leftarrow True$
  - 4:  $source.pathsToMe \leftarrow append(src)$
  - 5: **while**  $activeNodes$  **not null** **do**
  - 6:    $activeNode \leftarrow activeNodes.pop$
  - 7:    $activeNode.isActivated \leftarrow True$
  - 8:    $discoverUnvisitedNeighbors(activeNode)$
  - 9:   **for all**  $activeNode.unvisitedNeighbors$  **do**
  - 10:     **if**  $activeNode.hopCount < longestPath$  **then**
  - 11:        $sendToNeighbor(neighbor, activeNode)$
  - 12:     **end if**
  - 13:   **end for**
  - 14: **end while**
  - 15: **if**  $destination.isVisited$  **then**
  - 16:    $disjointPaths \leftarrow append(FDP(dest.pathsToMe))$
  - 17:   **for all**  $disjointPaths$  **do**
  - 18:     **for all** nodes in path **do**
  - 19:       **if**  $node \neq dest$  **then**
  - 20:          $node.isReserved \leftarrow True$
  - 21:       **end if**
  - 22:     **end for**
  - 23:   **end for**
  - 24: **end if**
- 

Algorithm 6 is used to discover the unvisited neighbors of a given node. The neighbor is considered unvisited if four conditions are met. The first two conditions are that the node must not be reserved, and its hop count must not exceed the threshold variable. The second two conditions are that the node must not be visited or has been visited in greater hop count.

---

**Algorithm 6** Discover unvisited neighbors

---

**Input:** *node***Output:** none

```
1: for all neighbors of node do
2:   if not neighbor.isReserved and node.hopCount <
     longestPath then
3:     if not neighbor.isVisited or neighbor.hopCount
       > node.hopCount then
4:       node.unvisitedNeighbors ←
         append(neighbor)
5:     end if
6:   end if
7: end for
```

---

Algorithm 7 takes two parameters which are the sender and its neighbor. The function objective is setting the attributes of the neighbor node. The neighbor node is flagged as visited and the hop count is set to the hop count of the sender incremented by one. In addition, all the paths of the sender have the neighbor node added to them and then are copied to be the paths to the neighbor. Finally, if the neighbor is not the destination node then it is added to the active nodes queue.

---

**Algorithm 7** Send to neighbor

---

**Input:** *neighbor, sender***Output:** none

```
1: neighbor.isVisited ← True
2: neighbor.hopCount ← sender.hopCount + 1
3: neighbor.pathsToMe ← sender.pathsToMe +
   neighbor
4: if neighbor ≠ dest and neighbor not in activeNodes then
5:   activeNodes ← append(neighbor)
6: end if
```

---

The disjoint paths filtering function in Algorithm 8 is responsible for returning either one path or two disjoint paths. It takes as a parameter all the paths to destination that are of the same length and compare them against each other to generate the required paths.

---

**Algorithm 8** Filter disjoint paths (FDP)

---

**Input:** *paths***Output:** *firstPath, secondPath*

```
1: for i = 0 to paths.length do
2:   firstPath ← paths[i]
3:   secondPath ← null
4:   disjoint ← True
5:   for all paths do
6:     for j = 1 to path.length - 1 do
7:       if path[j] = firstPath then
8:         disjoint ← false
9:       end if
10:    end for
11:    if disjoint then
12:      secondPath ← path
13:    else
14:      disjoint ← True
15:    end if
16:  end for
17:  if secondPath = null then
18:    if i = paths.length then
19:      return firstPath
20:    end if
21:  else
22:    return firstPath, secondPath
23:  end if
24: end for
```

---

### 3.3 Correctness of the Algorithm

Let  $G(V, E)$  be a symmetric network, where  $V$  is the set of nodes, and  $E$  is the set of edges. Let  $S$  and  $D$  be the source and destination nodes, respectively, and  $A$  be the queue of active nodes. Let  $v \in V$ ,  $N_d(v)$  be the set of neighboring nodes of  $v$  at distance  $d$  where  $d \in \mathbb{Z}^+$ , and  $UN_d(v)$  be the set of unvisited neighboring nodes of  $v$  at distance  $d$ .

**Lemma 1 .** An intermediate node is reached by the shortest available distance from the source node  $S$ .

*Proof.* An active node broadcasts the route request to all its unvisited neighbors. Given that the source node  $S$  is the first active node, then all its neighbors  $N_1(S)$  will be reached at distance  $d = 1$ , which is the shortest distance from  $S$ . Let each  $u \in UN_1(S)$  be a new source node  $S_0, S_1, \dots, S_m$  where  $m = |UN_1(S)|$  is the number of unvisited neighbors of the source node  $S$ . Each new source  $S_i$ ,  $0 \leq i \leq m$ , will broadcast the route request to its unvisited neighbors  $UN_1(S_i)$  where they will be reached at distance  $d = 1$ , which is the shortest distance from  $S_i$ . Continuing recursively, we get that for any node  $w \in UN_l(S)$ ,  $l$  is the shortest distance from the source node  $S$ .  $\square$

**Lemma 2 .** A node will not be reached by two paths of different lengths.

*Proof.* Let  $p$  be the distance a node  $x$  is reached. By Lemma 1, any other path to  $x$  of length  $k$  we have  $k \geq p$ . By Algorithm 6 line 3,  $k \leq p$ . Thus, by joining the two inequalities we get  $p \leq k \leq p$ . Therefore,  $k = p$ .  $\square$

**Lemma 3 .** A node  $v$  at distance  $d$  will not be active before a node  $u$  at distance  $d' < d$ .

*Proof.* The algorithm starts by sending route request from  $S$  to its neighbors at distance  $d = 1$ , having  $k$  nodes in  $A$ , where  $k$  is the degree of the network. Each active node  $u$  adds its unvisited neighbors  $UN_{d+1}(u)$  to  $A$ . Since the algorithm activates the nodes in  $A$  in the first come first serve basis, then a node with distance  $d + 1$  will never be active before a node with distance  $d$ .  $\square$

**Lemma 4 .** A node will not react or broadcast route request until it was reached by all possible paths of the same lengths.

*Proof.* By Lemma 1 and Lemma 2 the node will never be reached by a shorter nor a greater distance from the source in a different micro iteration. And, by Lemma 3, a node  $u$  with distance  $d$  from  $S$  cannot be active before a node  $v$  with distance  $d' < d$ . Therefore, if a node is active and ready to broadcast a route request, it will have already been reached by all possible paths of the shortest distance.  $\square$

**Lemma 5 .** A node does not rebroadcast route request in the same micro iteration.

*Proof.* Given that a node only broadcasts when it is active, i.e., it is a member of the queue of active nodes  $A$ . A node  $n$  with distance  $d$  from the source node can be in  $A$  if and only if it was an unvisited neighbor of  $u$  ( $n \in UN_1(u)$ ), where  $u$  has shorter distance  $d' < d$  from the source node. Since any unvisited neighbor of a node  $u$  in the network have greater distance than  $u$  and by Lemma 3, the node  $u$  will never be added to  $A$  if it was previously active. Therefore, a node  $u$  never rebroadcasts the route request.  $\square$

**Lemma 6 .** The algorithm generates at least 1 shortest disjoint path in each macro iteration with respect to reserved nodes.

*Proof.* Let  $G$  be a network. In the initial route request, there are no reserved nodes and all the nodes in the network are available. By Lemma 1, the destination node will be reached by the shortest distance from the source node. The nodes returned from the first macro iteration will be reserved and are assumed to not exist in the network. Let  $G'$  be the network after the first iteration where the reserved nodes are excluded. Then by Lemma 1, the destination node will be reached by the shortest distance available in  $G'$  from the source node.  $\square$

**Lemma 7 .** Intermediate nodes within a generated disjoint path, will not be traversed in any later macro iteration.

*Proof.* A node can only be traversed if it was marked as unvisited neighbor. By Algorithm 6 line 2, a reserved

node will never be marked as unvisited neighbor. And, by Algorithm 5 lines 21-27, all nodes from the generated disjoint paths are marked as reserved nodes. Therefore, a node will never be traversed if it was marked as reserved node.  $\square$

**Lemma 8 .** The algorithm will not generate non-disjoint paths.

*Proof.* Algorithm 8 compares all passed paths to generate two disjoint paths if they exist. Let  $R$  be the set of paths passed to Algorithm 8. Let  $P_i = v_{i,0}, v_{i,1}, v_{i,2} \dots v_{i,l}$  be a path and let  $P_j = v_{j,0}, v_{j,1}, v_{j,2} \dots v_{j,l}$  be another path such that  $S = v_{i,0} = v_{j,0}$  and  $D = v_{i,l} = v_{j,l}$ , where  $l$  is the length of both paths such that  $i \neq j$ , and  $P_i, P_j \in R$ . For  $0 \leq n \leq l$  and  $0 \leq m \leq l$ , if  $v_{i,n} = v_{j,m}$  such that  $v_{i,n} \neq S \neq D$  then by Lemma 2,  $n = m$ . In other words, if two paths are not disjoint, then the common intermediate nodes will be of the same distances from the source in both paths.  $\square$

**Lemma 9 .** The algorithm terminates after at most  $N$  macro iterations, where  $N$  is the number of nodes in the network.

*Proof.* The longest path variable increments in each iteration within the macro iteration in Algorithm 4, line 20. It is trivial that the loop will be terminated after at most  $N$  iterations, where  $N$  is the total number of nodes in the network.  $\square$

**Lemma 10 .** There does not exist an unvisited neighbor of  $S$  or  $D$  that is inside the cycle formed by two shortest disjoint paths  $P$  and  $Q$  from  $S$  to  $D$ .

*Proof.* Assume that there exists an unvisited neighbor of  $S$  that is inside the cycle formed by two shortest disjoint paths  $P$  and  $Q$  from  $S$  to  $D$ . Then, there must exists a path shorter than  $P$  or  $Q$  using unvisited neighbor of  $S$  instead of the neighbor of  $S$  used in  $P$  or  $Q$ . Since  $P$  and  $Q$  are the shortest available disjoint paths, and based on Lemma 1, then by contradiction there does not exist an unvisited neighbor of  $S$  inside the cycle formed by the two disjoint paths  $P$  and  $Q$ . Further, since the network is symmetric and undirected, then the same proof applies for having a neighbor of  $D$  instead of neighbor of  $S$ .  $\square$

**Theorem 1 .** The algorithm generates all node-disjoint paths in the given network.

*Proof.* Following the Lemmas 1-10, let  $P_i$  be a path from  $S$  to  $D$ , where  $0 < i \leq k$ , such that  $k$  is the maximum number of disjoint paths and  $P_i$  is disjoint with  $\{P_1, P_2, \dots, P_{i-1}\}$ .  $P_1$  will always be the shortest path between  $S$  and  $D$  by Lemma 1 and trivially will never cut the network.  $P_2$  will be the shortest path available in the network after eliminating the intermediate nodes of  $P_1$ . The eliminated nodes of  $P_1$  and  $P_2$  will form a cycle  $C_1$  in the network and since there does not exist an unvisited neighbor of  $S$  or  $D$  inside the cycle  $C_1$  (including  $S$  and  $D$ ), then there does not exist a disjoint path between  $S$  and  $D$  inside  $C_1$ , which results in having all the unvisited nodes between  $S$  and  $D$  outside  $C_1$ . Trivially, all the



nodes that are outside  $C_1$  remain connected since the network is symmetric. Next, the algorithm will generate  $P_3$ , which is disjoint from  $P_1$  and  $P_2$ .  $P_3$  will form a cycle  $C_2$  between  $S$  and  $D$  with either  $P_1$  or  $P_2$ . The same proof applies that there are no disjoint paths inside the cycle  $C_2$  between  $S$  and  $D$ . In fact, for any path  $P_i$ , the unvisited neighbors of  $S$  and  $D$  will always be outside the cycles formed by previously generated disjoint paths. Therefore, the algorithm will not separate the source and destination nodes unless all disjoint paths are found.  $\square$

### 3.4 Complexity of the Algorithm

The proposed algorithm for discovering all disjoint paths in a symmetric network has five sub algorithms. The complexity for each algorithm is denoted as  $\{A_1, A_2, A_3, A_4, A_5\}$  representing the Algorithm 4 to Algorithm 8 in Section 3.2. Let  $n$  be the number of nodes in the network, and  $d$  be the degree of the network, which is equal to the regularity, connectivity, and the maximum number of disjoint paths of the network. Let  $l = n$  be the longest path in the network,  $p = d^n$  be the maximum number of paths passed by the neighbours in the network, and  $a = n$  be the maximum number of active nodes (queue size) in the network. in the following subsection, the calculations are based on the line numbers of the mentioned five algorithms.

#### 3.4.1 The complexity of Algorithm 4.

Starting with the first complexity  $A_1$ , the loop in Algorithm 4 line 11 iterates until all disjoint paths are discovered or the longest path reaches the total number of nodes in the network. The worst case is only considered in this complexity calculation, which is obviously the number of nodes that results in  $O(n)$  multiplied by the internal operations in the loop. The Algorithm 5 is embedded in the loop in line 11 of Algorithm 4 in addition to a loop of the number of nodes in the network in lines 13 and 14 respectively resulting  $A_1 = O(n^2 d^n)$ .

#### 3.4.2 The complexity of Algorithm 5.

The loop in line 5 in Algorithm 5 runs through the active nodes, which is at most  $n$ . Inside the loop, the Algorithm 6 is called in line 9. In addition, a loop for all unvisited neighbours, which is at most the degree of the network decreased by the sender node is performed in line 13 that calls for Algorithm 7. Moving along the rest of the algorithm, Algorithm 8 is called in line 20. Moreover, a loop is performed in line 21, which runs through all disjoint paths that contains another loop in line 23 that iterates for the length of each disjoint path. The number of disjoint paths is at most the degree  $d$  and the length of each path is at most  $O(n)$ . Thus, the resulting complexity for  $A_2$  is  $O(nA_3 + ndA_4 + A_5 + n)$ .

#### 3.4.3 The complexity of Algorithm 6 and 7.

The calculation of the complexities  $A_3$  and  $A_4$  are simple, such that only one loop is performed in line 1 in Algorithm 6. The Algorithm 6 iterates for all neighbors of a node, which is  $d$  for a symmetric network resulting in a complexity of  $O(d)$ . On the other hand, the Algorithm 7 is constant having the complexities  $A_3 = O(d)$ ,  $A_4 = O(1)$ .

#### 3.4.4 The complexity of Algorithm 8.

The Algorithm 8 runs three embedded loops. In the first loop in line 2, the range is the number of paths passed to the algorithm. To calculate the maximum number of paths, an assumption is made that the maximum number of neighbors are used to get as many paths as possible from the source to the destination nodes. Each unvisited neighbor sends a route request to its unvisited neighbor having the maximum number of paths  $O(d^{|p|})$ , where  $|p|$  is the length of the path between the source and destination nodes, which is  $O(n)$ . In result, the loop in line 2 of Algorithm 8 will have a complexity of  $O(d^n)$  multiplied by the operations inside that loop. The second loop in line 6 also runs through all the paths with a complexity of  $O(d^n)$  and it contains a third loop that iterates through the nodes of that path with complexity of  $O(n)$ , we get  $A_5 = O(nd^n)$ .

#### 3.4.5 Overall Complexity.

We conclude that the overall complexity is  $O(n^2 d^n)$ . This is clearly a non-polynomial algorithm, where the complexity of  $A_5$  dominating the other complexities. However, the complexity can be reduced to polynomial time as described in Section 4.

## 4. Optimized General Node-To-Node Disjoint Paths Algorithm for Symmetric Networks

The proposed algorithm in the previous section discovers all disjoint paths in any symmetric network, but the complexity to generate the paths is non-polynomial. However, a slight change in the algorithm will reduce it to polynomial complexity. The only part that is non-polynomial in the algorithm is the number of paths passed to Algorithm 8. The paths can be reduced dramatically if the Algorithm 8 is added in the Algorithm 7. Since Algorithm 8 will only have a returning value of at most two paths, adding Algorithm 8 in Algorithm 7 will limit each node to produce only two disjoint paths.

## 4.1 Pseudo Code

---

### Algorithm 9 Send To Neighbor

---

**Input:** *neighbor*, *sender*

**Output:** none

```

1: neighbor.isVisited  $\leftarrow$  True
2: neighbor.hopCount  $\leftarrow$  sender.hopCount + 1
3: neighbor.pathsToMe  $\leftarrow$  sender.pathsToMe + neighbor
4: neighbor.pathsToMe  $\leftarrow$  FDP(neighbor.pathsToMe)
5: if neighbor  $\neq$  destination and neighbor not in activeNodes then
6:   activeNodes  $\leftarrow$  append(neighbor)
7: end if

```

---

## 4.2 Complexity

The first three complexities  $A_1, A_2, A_3$  are not affected by the change. The Algorithm 7 is replaced with the Algorithm 9. Adding this algorithm will ensure that each node carries at most two paths. Therefore, the complexity of Algorithm 9, denoted  $A_6$ , is  $O(d)$ , where there are at most  $d$  neighbors of each node and each carrying two paths. The same complexity will apply on  $A_5$  where the passed number of paths will be  $O(d)$ . In result, the complexity of  $A_5$  is  $O(nd^3)$ . Let  $p = O(d)$  be the maximum number of paths passed by the neighbours in the network. The resulting complexity of the algorithm after re-calculating the complexities using  $A_6$  instead of  $A_4$ , we get  $A_1 = O(n^2d^3)$ ,  $A_2 = O(nd^3)$ ,  $A_3 = O(d)$ ,  $A_5 = O(nd^2)$ ,  $A_6 = O(nd^2)$ . The overall complexity for the optimized algorithm is  $O(n^2d^3)$ .

## 5. Simulation Results

This section discusses the practical implementation and tests of the algorithm in Python programming language using the NetworkX library. Several networks are tested, which are the  $7 \times 7$  Torus, Gaussian (with  $\alpha = 8 + 9i$ ,  $\alpha = 8 + 11i$ ), EJ (with  $\alpha = 8 + 9\rho$  and  $\alpha = 5 + 12\rho$ ), 5-dimensional Hypercube, and 4-dimensional Cube-Connected Cycles networks. In the following subsections, the source node is denoted as  $S$  and destination node is denoted as  $D$ . Due to the space limitations, all disjoint paths are provided, but the figures that illustrate the paths are omitted.

### 5.1 Hypercube

**Test 1 .** Given 5-dimensional Hypercube network,  $S = 00000$ , and  $D = 11001$ . The proposed algorithm generates the following all disjoint paths:  $P_1 = \{00000, 00001, 10001, 11001\}$ ,  $P_2 = \{00000, 01000, 01001, 11001\}$ ,  $P_3 = \{00000, 10000, 11000, 11001\}$ ,  $P_4 = \{00000, 00010, 00011, 01011, 11011, 11001\}$ , and  $P_5 = \{00000, 00100, 00101, 01101, 11101, 11001\}$ .

### 5.2 Torus

**Test 2 .** Given Torus network of size  $7 \times 7$ ,  $S = 22$ , and  $D = 55$ . The proposed algorithm generates the following all disjoint paths:  $P_1 = \{22, 23, 24, 25, 35, 45, 55\}$ ,  $P_2 = \{22, 32, 33, 34, 44, 54, 55\}$ ,  $P_3 = \{22, 12, 02, 03, 63, 64, 65, 55\}$ , and  $P_4 = \{22, 21, 20, 30, 40, 50, 56, 55\}$ .

**Test 3 .** Given Torus network of size  $7 \times 7$ ,  $S = 22$ , and  $D = 52$ . The proposed algorithm generates the following all disjoint paths:  $P_1 = \{22, 32, 42, 52\}$ ,  $P_2 = \{22, 12, 02, 62, 52\}$ ,  $P_3 = \{22, 23, 33, 43, 53, 52\}$ , and  $P_4 = \{22, 21, 31, 41, 51, 52\}$ .

**Test 4 .** Given Torus network of size  $7 \times 7$ ,  $S = 33$ , and  $D = 44$ . The proposed algorithm generates the following all disjoint paths:  $P_1 = \{33, 34, 44\}$ ,  $P_2 = \{33, 43, 44\}$ ,  $P_3 = \{33, 32, 42, 52, 53, 54, 44\}$ , and  $P_4 = \{33, 23, 24, 25, 35, 45, 44\}$ .

### 5.3 Gaussian

**Test 5 .** Given Gaussian network with  $\alpha = 8 + 9i$ ,  $S = 0$ , and  $D = 5 + 2i$ . The proposed algorithm generates the following all disjoint paths:  $P_1 = \{0, i, 2i, 1 + 2i, 2 + 2i, 3 + 2i, 4 + 2i, 5 + 2i\}$ ,  $P_2 = \{0, 1, 1 + i, 2 + i, 3 + i, 4 + i, 5 + i, 5 + 2i\}$ ,  $P_3 = \{0, -i, -2i, -3i, -4i, -5i, -6i, -7i, -1 - 7i, 6 + 2i, 5 + 2i\}$ , and  $P_4 = \{0, -1, -1 - i, -1 - 2i, -1 - 3i, -1 - 4i, -1 - 5i, -1 - 6i, -2 - 6i, 5 + 3i, 5 + 2i\}$ .

**Test 6 .** Given Gaussian network with  $\alpha = 8 + 9i$ ,  $S = 0$ , and  $D = 3 + 3i$ . The proposed algorithm generates the following all disjoint paths:  $P_1 = \{0, i, 2i, 3i, 1 + 3i, 2 + 3i, 3 + 3i\}$ ,  $P_2 = \{0, 1, 1 + i, 1 + 2i, 2 + 2i, 3 + 2i, 3 + 3i\}$ ,  $P_3 = \{0, -1, -1 + i, -1 + 2i, -1 + 3i, -1 + 4i, 4i, 1 + 4i, 2 + 4i, 3 + 4i, 3 + 3i\}$ , and  $P_4 = \{0, -i, 1 - i, 2 - i, 2, 2 + i, 3 + i, 4 + i, 4 + 2i, 4 + 3i, 3 + 3i\}$ .

**Test 7 .** Given Gaussian network with  $\alpha = 8 + 9i$ ,  $S = 0$ , and  $D = 5$ . The proposed algorithm generates the following all disjoint paths:  $P_1 = \{0, 1, 2, 3, 4, 5\}$ ,  $P_2 = \{0, i, 1 + i, 2 + i, 3 + i, 4 + i, 5 + i, 5\}$ ,  $P_3 = \{0, -i, 1 - i, 2 - i, 3 - i, 4 - i, 5 - i, 5\}$ , and  $P_4 = \{0, -1, -1 - i, -1 - 2i, -1 - 3i, -1 - 4i, -1 - 5i, -1 - 6i, -1 - 7i, 7 + i, 7, 6, 5\}$ .

**Test 8 .** Given Gaussian network with  $\alpha = 8 + 11i$ ,  $S = 0$ , and  $D = 8 + 4i$ . The proposed algorithm generates the following all disjoint paths:  $P_1 = \{0, i, 2i, 3i, 4i, 1 + 4i, 2 + 4i, 3 + 4i, 4 + 4i, 5 + 4i, 6 + 4i, 7 + 4i, 8 + 4i\}$ ,  $P_2 = \{0, 1, 2, 3, 4, 5, 6, 7, 8, 8 + i, 8 + 2i, 8 + 3i, 8 + 4i\}$ ,  $P_3 = \{0, -1, -1 + i, -1 + 2i, -1 + 3i, -1 + 4i, -1 + 5i, -1 + 6i, -1 + 7i, -1 + 8i, -2 + 8i, -3 + 8i, -4 + 8i, 8 + 4i\}$ , and  $P_4 = \{0, -i, -2, -3i, -4i, -5i, -6i, -7i, -8i, 1 - 8i, 2 - 8i, 3 - 8i, 4 - 8i, 8 + 4i\}$ .

### 5.4 Eisentein-Jacobi

**Test 9 .** Given EJ network with  $\alpha = 8 + 9\rho$ ,  $S = 0$ , and  $D = 2 + 3\rho$ . The proposed algorithm generates the following all disjoint paths:  $P_1 = \{0, \rho, 2\rho, 3\rho, 1 + 3\rho, 2 + 3\rho\}$ ,  $P_2 =$

$\{0, 1, 1 + \rho, 1 + 2\rho, 2 + 2\rho, 2 + 3\rho\}$ ,  $P_3 = \{0, \rho^2, \rho + \rho^2, 2\rho + \rho^2, 3\rho + \rho^2, 4\rho, 1 + 4\rho, 2 + 3\rho\}$ ,  $P_4 = \{0, -\rho^2, 1 - \rho^2, 2, 2 + \rho, 3 + \rho, 3 + 2\rho, 2 + 3\rho\}$ ,  $P_5 = \{0, -1, -1 + \rho^2, 2\rho^2, \rho + 2\rho^2, 2\rho + 2\rho^2, 3\rho + 2\rho^2, 4\rho + 2\rho^2, 5\rho, 1 + 5\rho, 2 + 4\rho, 2 + 3\rho\}$ , and  $P_6 = \{0, -\rho, -\rho - \rho^2, -2\rho^2, -1 - 2\rho^2, 2 - \rho^2, 3, 4, 4 + \rho, 4 + 2\rho, 3 + 3\rho, 2 + 3\rho\}$ ,

**Test 10 .** Given EJ network with  $\alpha = 8 + 9\rho$ ,  $S = 0$ , and  $D = 2 + 5\rho$ . The proposed algorithm generates the following all disjoint paths:  $P_1 = \{0, \rho, 2\rho, 3\rho, 4\rho, 5\rho, 1 + 5\rho, 2 + 5\rho\}$ ,  $P_2 = \{0, 1, 1 + \rho, 1 + 2\rho, 1 + 3\rho, 1 + 4\rho, 2 + 4\rho, 2 + 5\rho\}$ ,  $P_3 = \{0, \rho^2, \rho + \rho^2, 2\rho + \rho^2, 3\rho + \rho^2, 4\rho + \rho^2, 5\rho + \rho^2, 6\rho, 1 + 6\rho, 2 + 5\rho\}$ ,  $P_4 = \{0, -\rho^2, 1 - \rho^2, 2, 2 + \rho, 2 + 2\rho, 2 + 3\rho, 3 + 3\rho, 3 + 4\rho, 2 + 5\rho\}$ ,  $P_5 = \{0, -\rho, -2\rho, -3\rho, -4\rho, -1 - 4\rho, -2 - 4\rho, -3 - 4\rho, -4 - 4\rho, 3 + 5\rho, 2 + 5\rho\}$ , and  $P_6 = \{0, -1, -1 - \rho, -1 - 2\rho, -1 - 3\rho, -2 - 3\rho, -3 - 3\rho, -4 - 3\rho, -5 - 3\rho, 2 + 6\rho, 2 + 5\rho\}$ ,

**Test 11 .** Given EJ network with  $\alpha = 8 + 9\rho$ ,  $S = 0$ , and  $D = 5$ . The proposed algorithm generates the following all disjoint paths:  $P_1 = \{0, 1, 2, 3, 4, 5\}$ ,  $P_2 = \{0, \rho, 1 + \rho, 2 + \rho, 3 + \rho, 4 + \rho, 5\}$ ,  $P_3 = \{0, -\rho^2, 1 - \rho^2, 2 - \rho^2, 3 - \rho^2, 4 - \rho^2, 5\}$ ,  $P_4 = \{0, \rho^2, \rho + \rho^2, 2\rho, 1 + 2\rho, 2 + 2\rho, 3 + 2\rho, 4 + 2\rho, 5 + \rho, 5\}$ ,  $P_5 = \{0, -\rho, -\rho - \rho^2, -2\rho^2, 1 - 2\rho^2, 2 - 2\rho^2, 3 - 2\rho^2, 4 - 2\rho^2, 5 - \rho^2, 5\}$ , and  $P_6 = \{0, -1, -1 - \rho, -1 - 2\rho, -1 - 3\rho, -1 - 4\rho, -1 - 5\rho, -1 - 6\rho, -1 - 7\rho, 7 + \rho, 7, 6, 5\}$ ,

**Test 12 .** Given EJ network with  $\alpha = 5 + 12\rho$ ,  $S = 0$ , and  $D = 8 + \rho$ . The proposed algorithm generates the following all disjoint paths:  $P_1 = \{0, 1, 2, 3, 4, 5, 6, 7, 8, 8 + \rho\}$ ,  $P_2 = \{0, \rho, 1 + \rho, 2 + \rho, 3 + \rho, 4 + \rho, 5 + \rho, 6 + \rho, 7 + \rho, 8 + \rho\}$ ,  $P_3 = \{0, \rho^2, 2\rho^2, 3\rho^2, 4\rho^2, 5\rho^2, 6\rho^2, -1 + 6\rho^2, -2 + 6\rho^2, 8 + \rho\}$ ,  $P_4 = \{0, -1, -1 + \rho^2, -1 + 2\rho^2, -1 + 3\rho^2, -1 + 4\rho^2, -1 + 5\rho^2, -2 + 5\rho^2, -3 + 5\rho^2, 8 + \rho\}$ ,  $P_5 = \{0, -\rho, -2\rho, -3\rho, -4\rho, -5\rho, -6\rho, -7\rho, -8\rho, -8\rho - \rho^2, 7 + 2\rho, 8 + \rho\}$ , and  $P_6 = \{0, -\rho^2, -\rho - \rho^2, -2\rho - \rho^2, -3\rho - \rho^2, -4\rho - \rho^2, -5\rho - \rho^2, -6\rho - \rho^2, -7\rho - \rho^2, -7\rho - 2\rho^2, -2 + 7\rho^2, 8 + \rho\}$ ,

## 5.5 Cube-Connected Cycles

The problem of finding node-to-node disjoint paths in CCC network is still not solved, and the following results introduce the solution of the problem for some cases based on the value of  $S$  and  $D$ . This leads that the proposed algorithm gives the solution to the problem in CCC networks.

**Test 13 .** Given 4-dimensional CCC network,  $S = (0, 0)$ , and  $D = (0, 1)$ . The proposed algorithm generates the following all disjoint paths:  $P_1 = \{(0,0), (1,0), (1,1), (3,1), (3,2), (7,2), (7,3)\}$ ,  $P_2 = \{(0,0), (0,1), (2,1), (2,2), (6,2), (6,1), (6,0), (7,0), (7,3)\}$ , and  $P_3 = \{(0,0), (0,3), (8,3), (8,0), (9,0), (9,1), (11,1), (11,2), (15,2), (15,3), (7,3)\}$ .

**Test 14 .** Given 4-dimensional CCC network,  $S = (0, 0)$ , and  $D = (7, 3)$ . The proposed algorithm generates the following all disjoint paths:  $P_1 = \{(0,0), (0,1)\}$ ,  $P_2 = \{(0,0), (0,3), (0,2), (0,1)\}$ , and  $P_3 = \{(0,0), (1,0), (1,1), (3,1), (3,0), (2,0), (2,1), (0,1)\}$ .

**Test 15 .** Given 4-dimensional CCC network,  $S = (0, 0)$ , and  $D = (14, 2)$ . The proposed algorithm generates the following all disjoint paths:  $P_1 = \{(0,0), (0,1), (2,1), (2,2), (2,3), (10,3), (10,2), (14,2)\}$ ,  $P_2 = \{(0,0), (0,3), (8,3), (8,2), (12,2), (12,1), (14,1), (14,2)\}$ , and  $P_3 = \{(0,0), (1,0), (1,1), (1,2), (5,2), (5,1), (7,1), (7,0), (6,0), (6,3), (14,3), (14,2)\}$ .

## 6. Conclusion and Future Work

There are many aspects for the efficiency of an interconnection network. One of the most important aspects is the topology of the network, where each topology has advantages over another. Discovering disjoint paths in interconnection networks differ between topologies. In this paper, an algorithm for discovering node-disjoint paths between two nodes in symmetric networks is presented. The general idea of the algorithm is that the source node sends a request for all its neighbours. Then each neighbour sends a request for its unvisited neighbour until the destination is reached. Then, all paths that reached the destination are filtered to return one path or two disjoint paths, if they exist. These paths are then reserved and omitted from the next repetitions, and then the algorithm repeats until all disjoint paths are discovered. The key of control in the algorithm is having a queue that controls the order of nodes activated and to limit each node to be active only once. The algorithm runs on the source node only, since all the nodes have all the network information stored. The algorithm runs in a complexity of  $O(n^2 d^n)$ . However, when the filtering function is used in each hop of each path, the complexity is reduced to  $O(n^2 d^3)$ .

In this paper, the algorithm presented is limited to symmetric networks. Extending the algorithm to be more general and applying it on any network regardless of its symmetry is a research topic. Although the algorithm presented in this paper generate the shortest disjoint paths in several cases, developing it to always construct all shortest disjoint paths is left as future work. Finally, a worthy problem is altering the algorithm to be run in a communication approach instead of a computational one. Further, the proposed algorithm discovers the node-to-node disjoint paths in symmetric networks. Whereas, developing a general algorithms for discovering the disjoint paths in node-to-set and set-to-set are left to be investigated.

## References

- [1] O. Alsaleh, B. Bose, and B. Hamdaoui, "One-to-many node-disjoint paths routing in dense gaussian networks," *The Computer Journal*, vol. 58, no. 2, pp. 173–187, 2015.
- [2] A. Bagchi, A. Chaudhary, M. T. Goodrich, and S. Xu, "Constructing disjoint paths for secure communication," in *International Symposium on Distributed Computing*. Springer, 2003, pp. 181–195.
- [3] S. Bakhshi and H. Sarbazi-Azad, "One-to-one and one-to-many node-disjoint routing algorithms for wk-recursive networks," in *2008 International Symposium on Parallel Architectures, Algorithms, and Networks (i-span 2008)*. IEEE, 2008, pp. 227–232.
- [4] B. Bose, B. Broeg, Y. Kwon, and Y. Ashir, "Lee distance and topological properties of k-ary n-cubes," *IEEE Transactions on Computers*, vol. 44, no. 8, pp. 1021–1030, 1995.

- [5] A. Bossard and K. Kaneko, "Set-to-set disjoint paths routing in hierarchical cubic networks," *The Computer Journal*, vol. 57, no. 2, pp. 332–337, 2014.
- [6] —, "Set-to-set disjoint paths routing in torus-connected cycles," *IEICE TRANSACTIONS on Information and Systems*, vol. 99, no. 11, pp. 2821–2823, 2016.
- [7] W. J. Dally and C. L. Seitz, "The torus routing chip," *Distributed computing*, vol. 1, no. 4, pp. 187–196, 1986.
- [8] K. Day and A. E. Al-Ayyoub, "Constructing node-disjoint routes in k-ary n-cubes," *Sultan Qaboos University Journal for Science [SQJUS]*, vol. 3, pp. 41–45, 1998.
- [9] K. Day, N. Alzeidi, B. Arafeh, and A. Touzene, "A parallel routing algorithm for torus nocs," in *2012 International Conference on Computer Networks and Communication Systems*, vol. 35. Citeseer, 2012.
- [10] M. Flahive and B. Bose, "The topology of gaussian and eisenstein-jacobi interconnection networks," *IEEE Transactions on Parallel and Distributed Systems*, vol. 21, no. 8, pp. 1132–1142, 2009.
- [11] I. Friš, I. Havel, and P. Liebl, "The diameter of the cube-connected cycles," *Information processing letters*, vol. 61, no. 3, pp. 157–160, 1997.
- [12] Y. Ganjali and A. Keshavarzian, "Load balancing in ad hoc networks: single-path routing vs. multi-path routing," in *IEEE INFOCOM 2004*, vol. 2, 2004, pp. 1120–1125 vol.2.
- [13] Q. P. Gu, S. Okawa, and S. Peng, "Efficient algorithms for disjoint paths in hypercubes and star networks," 1994.
- [14] Q.-P. Gu and S. Peng, "An efficient algorithm for set-to-set node-disjoint paths problem in hypercubes," in *Proceedings of 1996 International Conference on Parallel and Distributed Systems*. IEEE, 1996, pp. 98–105.
- [15] Q.-P. Gu and H. Tamaki, "Routing a permutation in the hypercube by two sets of edge disjoint paths," *Journal of Parallel and Distributed Computing*, vol. 44, no. 2, pp. 147–152, 1997.
- [16] J. P. Hayes and T. Mudge, "Hypercube supercomputers," *Proceedings of the IEEE*, vol. 77, no. 12, pp. 1829–1841, 1989.
- [17] D. A. Holton and J. Sheehan, *The Petersen Graph*. Cambridge University Press, 1993, vol. 7.
- [18] D. B. Johnson and D. A. Maltz, "Dynamic source routing in ad hoc wireless networks," in *Mobile computing*. Springer, 1996, pp. 153–181.
- [19] M. Jurczyk, H. J. Siegel, and C. Stunkel, *Interconnection Networks for Parallel Computers*. American Cancer Society, 2009, pp. 1613–1623.
- [20] K. Kaneko and A. Bossard, "A set-to-set disjoint paths routing algorithm in tori," *International Journal of Networking and Computing*, vol. 7, no. 2, pp. 173–186, 2017.
- [21] K. Kaneko and S. Peng, "Node-to-set disjoint paths routing in dual-cube," in *2008 International Symposium on Parallel Architectures, Algorithms, and Networks (i-span 2008)*. IEEE, 2008, pp. 77–82.
- [22] —, "Set-to-set disjoint paths routing in dual-cubes," in *2008 Ninth International Conference on Parallel and Distributed Computing, Applications and Technologies*. IEEE, 2008, pp. 129–136.
- [23] G. Kotsis, *Interconnection topologies and routing for parallel processing systems*. Citeseer, 1992.
- [24] V. Kumar, A. Grama, G. Anshul, and G. Karypis, "Introduction to parallel computing: design and analysis of algorithms," *Benjamin/Cummings Publishing Company*, vol. 18, pp. 82–109, 1994.
- [25] C.-N. Lai, "Optimal construction of all shortest node-disjoint paths in hypercubes with applications," *IEEE Transactions on Parallel and Distributed Systems*, vol. 23, no. 6, pp. 1129–1134, 2011.
- [26] —, "Constructing all shortest node-disjoint paths in torus networks," *Journal of Parallel and Distributed Computing*, vol. 75, pp. 123–132, 2015.
- [27] C.-N. Lai, G.-H. Chen, and D.-R. Duh, "Constructing one-to-many disjoint paths in folded hypercubes," *IEEE Transactions on Computers*, vol. 51, no. 1, pp. 33–45, 2002.
- [28] Y. Li and S. Peng, "Fault-tolerant routing and disjoint paths in dual-cube: a new interconnection network," in *Proceedings. Eighth International Conference on Parallel and Distributed Systems. ICPADS 2001*. IEEE, 2001, pp. 315–322.
- [29] S. Madhavapeddy and I. H. Sudborough, "A topological property of hypercubes: node disjoint paths," in *Proceedings of the Second IEEE Symposium on Parallel and Distributed Processing 1990*. IEEE, 1990, pp. 532–539.
- [30] C. Martínez, R. Beivide, E. Stafford, M. Moretó, and E. M. Gabidulin, "Modeling toroidal networks with the gaussian integers," *IEEE Transactions on Computers*, vol. 57, no. 8, pp. 1046–1056, 2008.
- [31] C. Martínez, E. Stafford, R. Beivide, and E. M. Gabidulin, "Modeling hexagonal constellations with eisenstein-jacobi graphs," *Problems of Information Transmission*, vol. 44, no. 1, pp. 1–11, 2008.
- [32] M. D. Noakes, D. A. Wallach, and W. J. Dally, "The j-machine multicomputer: An architectural evaluation," *ACM SIGARCH Computer Architecture News*, vol. 21, no. 2, pp. 224–235, 1993.
- [33] J.-H. Park, H.-C. Kim, and H.-S. Lim, "Many-to-many disjoint path covers in hypercube-like interconnection networks with faulty elements," *IEEE Transactions on Parallel and Distributed Systems*, vol. 17, no. 3, pp. 227–240, 2006.
- [34] F. P. Preparata and J. Vuillemin, "The cube-connected-cycles: A versatile network for parallel computation," in *20th Annual Symposium on Foundations of Computer Science (sfcs 1979)*. IEEE, 1979, pp. 140–147.
- [35] D. N. Quoc, L. Bi, Y. Wu, S. He, L. Li, and D. Guo, "Energy efficiency clustering based on gaussian network for wireless sensor network," *IET Communications*, vol. 13, no. 6, pp. 741–747, 2019.
- [36] E. M. Royer and C.-K. Toh, "A review of current routing protocols for ad hoc mobile wireless networks," *IEEE personal communications*, vol. 6, no. 2, pp. 46–55, 1999.
- [37] S. L. Scott *et al.*, "The cray t3e network: adaptive routing in a high performance 3d torus," 1996.
- [38] Y.-K. Shih and S.-S. Kao, "One-to-one disjoint path covers on k-ary n-cubes," *Theoretical Computer Science*, vol. 412, no. 35, pp. 4513–4530, 2011.
- [39] O. Sinanoglu, M. H. Karaata, and B. Albdaiwi, "An inherently stabilizing algorithm for node-to-node routing over all shortest node-disjoint paths in hypercube networks," *IEEE Transactions on Computers*, vol. 59, no. 7, pp. 995–999, 2010.
- [40] N. Taft-Plotkin, B. Bellur, and R. Ogier, "Quality-of-service routing using maximally disjoint paths," in *1999 Seventh International Workshop on Quality of Service. IWQoS'99. (Cat. No.98EX354)*, 1999, pp. 119–128.
- [41] R.-Y. Wu, G.-H. Chen, Y.-L. Kuo, and G. J. Chang, "Node-disjoint paths in hierarchical hypercube networks," *Information Sciences*, vol. 177, no. 19, pp. 4200–4207, 2007.
- [42] Y. Xiang, I. Stewart, and F. Madelaine, "Node-to-node disjoint paths in k-ary n-cubes with faulty edges," in *2011 IEEE 17th International Conference on Parallel and Distributed Systems*. IEEE, 2011, pp. 181–187.