

On Guillotine Separable Packings for the Two-dimensional Geometric Knapsack Problem

Arindam Khan

Indian Institute of Science, Bengaluru, India
arindamkhan@iisc.ac.in

Arnab Maiti

Indian Institute of Technology, Kharagpur, India
arnabmaiti@iitkgp.ac.in

Amatya Sharma

Indian Institute of Technology, Kharagpur, India
amatya65555@iitkgp.ac.in

Andreas Wiese

Universidad de Chile, Santiago, Chile
awiese@dii.uchile.cl

Abstract

In two-dimensional geometric knapsack problem, we are given a set of n axis-aligned rectangular items and an axis-aligned square-shaped knapsack. Each item has integral width, integral height and an associated integral profit. The goal is to find a (non-overlapping axis-aligned) packing of a maximum profit subset of rectangles into the knapsack. A well-studied and frequently used constraint in practice is to allow only packings that are guillotine separable, i.e., every rectangle in the packing can be obtained by recursively applying a sequence of edge-to-edge axis-parallel cuts that do not intersect any item of the solution. In this paper we study approximation algorithms for the geometric knapsack problem under guillotine cut constraints. We present polynomial time $(1 + \varepsilon)$ -approximation algorithms for the cases with and without allowing rotations by 90 degrees, assuming that all input numeric data are polynomially bounded in n . In comparison, the best-known approximation factor for this setting is $3 + \varepsilon$ [Jansen-Zhang, SODA 2004], even in the cardinality case where all items have the same profit.

Our main technical contribution is a structural lemma which shows that any guillotine packing can be converted into another *structured* guillotine packing with almost the same profit. In this packing, each item is completely contained in one of a constant number of boxes and L-shaped regions, inside which the items are placed by a simple greedy routine. In particular, we provide a clean sufficient condition when such a packing obeys the guillotine cut constraints which might be useful for other settings where these constraints are imposed.

2012 ACM Subject Classification Theory of computation → Design and analysis of algorithms

Keywords and phrases Approximation Algorithms, Multidimensional Knapsack, Guillotine Cuts, Geometric Packing, Rectangle Packing

Digital Object Identifier 10.4230/LIPIcs.CVIT.2016.23

1 Introduction

Geometric packing problems have many important applications in cutting stock [31], VLSI design [36], logistics [15], smart-grids [29], etc. Two-dimensional geometric knapsack (2GK), a multidimensional generalization of the classical knapsack problem, is one of the central problems in this area. We are given a set of n axis-aligned (open) rectangles (also called *items*) $I := \{1, 2, \dots, n\}$, where rectangle i has integral width $w(i)$, integral height $h(i)$ and an associated integral profit $p(i)$. We are also given an axis-aligned square knapsack $K := [0, N] \times [0, N]$, where $N \in \mathbb{N}$. The goal is to select a subset of items $I' \subseteq I$ of



© Authors;
licensed under Creative Commons License CC-BY
42nd Conference on Very Important Topics (CVIT 2016).

Editors: John Q. Open and Joan R. Access; Article No. 23; pp. 23:1–23:39

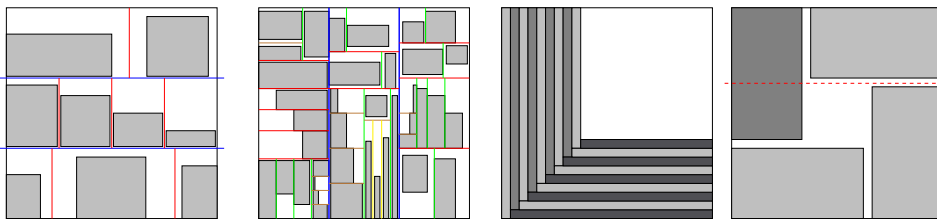


Leibniz International Proceedings in Informatics
Schloss Dagstuhl – Leibniz-Zentrum für Informatik, Dagstuhl Publishing, Germany

maximum total profit $p(I') := \sum_{i \in I'} p(i)$ so that they can be packed in the knapsack. The packing needs to be *axis-parallel* and *non-overlapping*, i.e., such packing maps each rectangle $i \in I'$ to a new translated open rectangle $R(i) := (\text{left}(i), \text{right}(i)) \times (\text{bottom}(i), \text{top}(i))$ where $\text{right}(i) = \text{left}(i) + w(i)$, $\text{top}(i) = \text{bottom}(i) + h(i)$, $\text{left}(i) \geq 0$, $\text{bottom}(i) \geq 0$, $\text{right}(i) \leq N$, $\text{top}(i) \leq N$ and for any $i, j \in I'$, we must have $R(i) \cap R(j) = \emptyset$. In 2GK, items are not allowed to be rotated. There is another variant with rotations that we denote by 2GK(R), where items are allowed to be rotated by 90 degrees.

2GK has rich connections with many important problems, such as maximum independent set of rectangles (MISR) [2], 2-D bin packing [8], strip packing [27, 34], storage allocation [45], unsplittable flow [32], mixed packing [42], fair resource allocation [48], etc. Leung et al. [43] showed that the problem is strongly NP-hard. Jansen and Zhang [39] gave $(2 + \varepsilon)$ -approximation algorithms for both 2GK and 2GK(R), where $\varepsilon > 0$ is an arbitrarily small constant. Finally, Gálvez et al. [28] broke the barrier of 2 by giving a 1.89-approximation algorithm for 2GK and $(3/2 + \varepsilon)$ -approximation algorithm for 2GK(R). Furthermore, if the input data is quasi-polynomially bounded (i.e., $N \leq n^{(\log n)^c}$ for some $c > 0$) then there exists a quasi-polynomial time approximation scheme (QPTAS) for both problems [3]. Polynomial time approximation schemes (PTASs) are known for many special cases: if all items are small [24], if all items are squares [35, 38], if the profit of each item equals its area [6], and if we allow resource augmentation (i.e., the size of the knapsack can be slightly increased) [25, 37]. However, it is an open problem to construct a PTAS, even with pseudo-polynomial running time.

One can view geometric packing as a cutting problem where we are given a large sheet or stock unit (maybe metal, glass, wood, rubber, or cloth), which should be cut into pieces out of the given input set. Cutting technology often only allows axis-parallel end-to-end cuts called *guillotine cuts*. See [9, 52] for practical applications and software related to guillotine packing. In this setting, we seek for solutions in which we can cut out the individual objects by a recursive sequence of guillotine cuts that do not intersect any item of the solution. The related notion of *k-stage packing* was originally introduced by Gilmore and Gomory [31]. Here each stage consists of either vertical or horizontal guillotine cuts (but not both). On each stage, each of the sub-regions obtained on the previous stage is considered separately and can be cut again by using horizontal or vertical guillotine cuts. In *k-stage packing*, the number of cuts to obtain each rectangle from the initial packing is at most k , plus an additional cut to trim (i.e., separate the rectangles itself from a waste area). Intuitively, this means that in the cutting process we change the orientation of the cuts $k - 1$ times. The case where $k = 2$, usually referred to as *shelf packing*, has been studied extensively.



■ **Figure 1** The first three packing are guillotine separable packings of 2-stages, 5-stages, and many stages, respectively. The last packing is not a guillotine packing as any end-to-end cut in the knapsack intersects at least one of the packed rectangles.

In this paper, we study the two-dimensional knapsack problem under guillotine cuts

(2GGK). The input is the same as for 2GK, but we require additionally that the items in the solution can be separated by a sequence of guillotine cuts, and we say that then they are *guillotine separable*. NP-hardness of 2GGK follows from a reduction from the (one-dimensional) knapsack problem. Christofides et al. [16] studied the problem in 1970s. Since then many heuristics have been developed to efficiently solve benchmark instances, based on tree-search [53], branch-and-bound [33], dynamic optimization [10], tabu search [5], genetic algorithms [47], etc. Despite a staggering number of recent experimental papers [11, 17, 18, 21, 22, 26, 44, 54], there was little theoretical progress for 2GGK, due to limitations of past techniques. Since 2004, the $(3 + \varepsilon)$ -approximation for 2GK by Jansen and Zhang [39] has been the best-known approximation algorithm for 2GGK. Recently, Abed et al. [1] have studied approximation algorithms for the cardinality cases of 2GK and 2GGK(R) and have given a QPTASs, assuming the input data to be quasi-polynomially bounded.

Most algorithms for 2GK utilize a *container packing* (see Section 2) which arranges the items in the knapsack such that they are packed inside a constant number of axis-aligned boxes (containers). The best sizes and locations of these containers can be guessed efficiently since there are only a constant number of them. Then inside each container the items are packed either in one-stage packings or in two-stage packings (if items are small). However, Gálvez et al. [28] show that one cannot obtain a better approximation ratio than 2 with container-based packings with only $O(1)$ many containers, due to interaction between *horizontal* (wide and thin) and *vertical* (tall and narrow) items. To break this barrier, they use a *corridor-decomposition* where the knapsack is divided into axis-parallel polygonal regions called *corridors* with constant number of regions called *subcorridors*. Vertical (resp. horizontal) items are packed in only vertical (resp. horizontal) subcorridors. After simplifying the interaction between vertical and horizontal items, they define two types of packings. In one packing, they *process* the subcorridors to obtain a container-based packing. In the other, a profitable subset of long horizontal and long vertical items are packed in an **L**-shaped region. They prove that the best of these two packings achieves a better approximation ratio than 2. However, it is not clear how to use this approach for 2GGK: even if we start with an optimal guillotine packing, the rearrangements of items may not preserve guillotine separability, and hence they might not lead to a feasible solution to 2GGK.

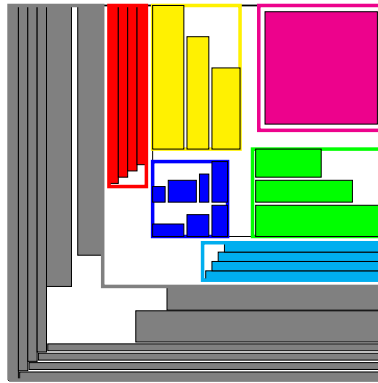
1.1 Our contribution

In this paper, we obtain $(1 + \varepsilon)$ -approximation algorithms with pseudo-polynomial running time for both 2GGK and 2GGK(R), i.e., the running time is a polynomial if the (integral) input numbers are all polynomially bounded in n . The key idea is to show that there are $(1 + \varepsilon)$ -approximate solutions in which the knapsack is divided into simple *compartments* that each have the shape of a rectangular box or an **L**, see Figure 2. Inside each compartment, the items are placed in a very simple way, e.g., all horizontal items are simply stacked on top of each other, all vertical items are placed side by side, and all small items are packed greedily with the Next-Fit-Decreasing-Height algorithm [19], see Figure 2. To establish this structure, we crucially exploit that the optimal solution is guillotine separable; in particular, in 2GK (where the optimal solution might not be guillotine separable) more complicated compartments may be necessary for near-optimal solutions, e.g., with the form of a ring.

While the items in our structured solution are guillotine separable, we cannot separate the compartments by guillotine cuts since we cannot cut out an **L**-shaped compartment with such cuts. This makes it difficult to compute a solution of this type since it is not sufficient to ensure that (locally) within each compartment the items are guillotine separable (which is immediately guaranteed by our simple packings inside them). Therefore, our compartments

have an important additional property: they can be separated by a *pseudo guillotine cutting sequence*. This is a cutting sequence in which each step is either a guillotine cut, or a cut along two line segments that separates a rectangular area into an **L**-shaped compartment and a smaller rectangular area, see Figure 5. We prove a strong property for compartments that admit such a pseudo guillotine cutting sequence: we show that if we pack items into such compartments in the simple way mentioned above, this will *always* yield a solution that is *globally* guillotine separable. This property and our structural result might have applications also in other settings where we are interested in solutions that are guillotine separable.

Our strong structural result allows us to construct algorithms (for the cases with and without rotations) that are relatively simple: we first guess the constantly many compartments in the structured solution mentioned above. Then we compute up to a factor $1 + \varepsilon$, the most profitable set of items that can be placed nicely into them, using a simplified version of a recent algorithm in [30]. The resulting solutions use up to $\Theta(\log(nN))$ stages (unlike e.g., solutions of the Next-Fit-Decreasing-Height algorithm [19] that need only two stages). We prove a lower bound, showing that there is a family of instances of 2GGK that does not admit $(2 - \varepsilon)$ -approximate solutions with only $o(\log N)$ -stages.



■ **Figure 2** A structured packing of items into compartments that each have the shape of an **L**- or a rectangular box.

1.2 Other related work

There are many well-studied geometric packing problems. In the 2D bin packing problem (2BP), we are given a set of rectangular items and unit square bins, and the goal is to pack all the items into a minimum number of bins. The problem is APX-hard [7] and the currently best known approximation ratio is 1.405 [8]. In the 2D strip packing problem (2SP), we are given a set of rectangular items and a fixed-width unbounded-height strip, and the goal is to pack all the items into the strip such that the height of the strip is minimized. Kenyon and Rémila gave an APTAS for the problem [40] using a 3-stage packing.

Both 2BP and 2SP are well-studied in the guillotine setting [49]. Caprara [12] gave a 2-stage T_∞ (≈ 1.691)-approximation for 2BP. Afterwards, Caprara et al. [13] gave an APTAS for 2-stage 2BP and 2-stage 2SP. Later, Bansal et al. [9] showed an APTAS for guillotine 2BP. Bansal et al. [8] conjectured that the worst-case ratio between the best guillotine 2BP and the best general 2BP is $4/3$. If true, this would imply a $(\frac{4}{3} + \varepsilon)$ -approximation algorithm for 2BP. Seiden et al. [50] gave an APTAS for guillotine 2SP. Both the APTAS for guillotine 2BP and guillotine 2SP are based on the fact that general guillotine 2BP or guillotine 2SP

can be approximated arbitrarily well by $O(1)$ -stage packings, and such $O(1)$ -stage packings can be found efficiently. Interestingly, we showed that this property is not true for 2GGK.

Pach and Tardos [46] conjectured that, for any set of n non-overlapping axis-parallel rectangles, there is a guillotine cutting sequence separating $\Omega(n)$ of them. Recently, the problem has received attention in [1, 41] since a proof of this conjecture would imply a $O(1)$ -approximation for the Maximum Independent Set of Rectangles problem, which is a long-standing open problem.

2 Methodology

We first present our algorithm for the cardinality case, i.e., assuming that $p(i) = 1$ for each item $i \in I$. In Appendix A we will present a generalization to arbitrary item profits. For each $n \in \mathbb{N}$ we define $[n] := \{1, 2, \dots, n\}$.

We classify the input items according to their heights and widths. For two constants $1 \geq \varepsilon_{large} > \varepsilon_{small} > 0$ to be defined later, we classify each item $i \in I$ as:

- *Large*: $w_i > \varepsilon_{large}N$ and $h_i > \varepsilon_{large}N$;
- *Small*: $w_i \leq \varepsilon_{small}N$ and $h_i \leq \varepsilon_{small}N$;
- *Horizontal*: $w_i > \varepsilon_{large}N$ and $h_i \leq \varepsilon_{small}N$;
- *Vertical*: $h_i > \varepsilon_{large}N$ and $w_i \leq \varepsilon_{small}N$;
- *Intermediate*: Either $\varepsilon_{large}N \geq h_i > \varepsilon_{small}N$ or $\varepsilon_{large}N \geq w_i > \varepsilon_{small}N$.

Using standard shifting arguments, one can show that we can ignore intermediate items.

► **Lemma 1.** [28] *Let $\varepsilon > 0$ and $f(\cdot)$ be any positive increasing function such that $f(x) < x \forall x \in (0, 1]$. Then we can efficiently find $\varepsilon_{large}, \varepsilon_{small} \in \Omega_\varepsilon(1)$, with $\varepsilon \geq f(\varepsilon) \geq \varepsilon_{large} \geq f(\varepsilon_{large}) \geq \varepsilon_{small}$ so that the total profit of intermediate rectangles is at most $\varepsilon p(OPT)$.*

We define *skewed* items to be items that are horizontal or vertical. Let $I_{large}, I_{small}, I_{hor}, I_{ver}, I_{skew}$ be the set of large, small, horizontal, vertical, and skewed rectangles, respectively. The corresponding intersections with OPT (the optimal guillotine packing) defines the sets $OPT_{large}, OPT_{small}, OPT_{hor}, OPT_{ver}, OPT_{skew}$, respectively.

2.1 Compartments

Our goal is to partition the knapsack into compartments, such that there is an $(1 + \varepsilon)$ -approximate solution whose items are placed in a structured way inside these compartments. We will use two types of compartments: *box-compartments* and **L**-compartments.

► **Definition 1** (Box-compartment). *A box-compartment B is an axis-aligned rectangle that satisfies $B \subseteq K$.*

► **Definition 2** (**L**-compartment). *An **L**-compartment L is a subregion of K bounded by a simple rectilinear polygon with six edges e_0, e_1, \dots, e_5 such that for each pair of horizontal (resp. vertical) edges e_i, e_{6-i} with $i \in \{1, 2\}$ there exists a vertical (resp. horizontal) line segment ℓ_i of length less than $\varepsilon_{large}N/2$ such that both e_i and e_{6-i} intersect ℓ_i but no other edges intersect ℓ_i .*

Since the length of the line segments ℓ_i is less than $\varepsilon_{large}N/2$, this implies that inside an **L**-compartment L we cannot place large items, inside the horizontal part of L we cannot place vertical items, and inside the vertical part of L we cannot place horizontal items.

We seek for a structured packing inside of these compartments according to the following definitions. Inside box-compartments, we want only one type of items and we want that the skewed items are placed in a very simple way, see Figure 2.

► **Definition 3.** Let B be a box-compartment and let $I_B \subseteq I$ be a set of items that are placed non-overlappingly inside B . We say that the placement of I_B is nice if the items in I_B are guillotine separable and additionally

- I_B contains only one item, or
- $I_B \subseteq I_{hor}$ and the items in I_B are stacked on top of each other inside B , or
- $I_B \subseteq I_{ver}$ and the items in I_B are placed side by side inside B , or
- $I_B \subseteq I_{small}$ and for each item $i \in I_B$ it holds that $w_i \leq \varepsilon \cdot w(B)$ and $h_i \leq \varepsilon \cdot h(B)$

Inside **L**-compartments we allow only skewed items and we want them to be placed in a similar way as in the boxes, see Figure 2 and 3.

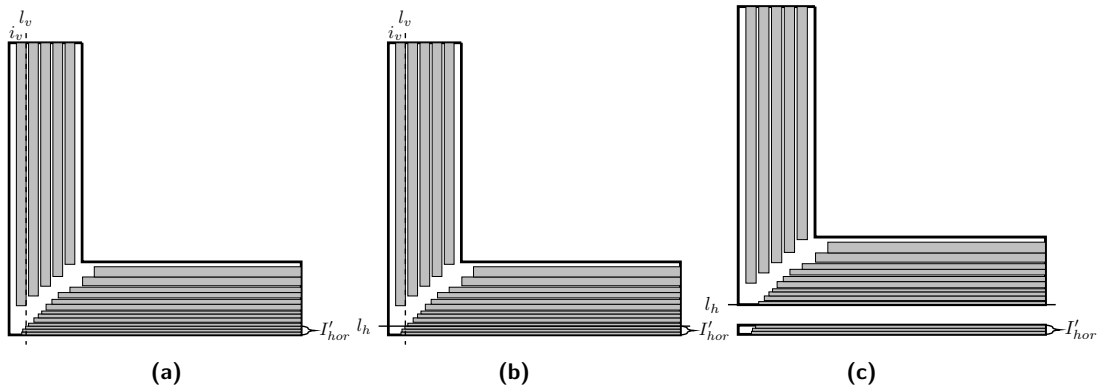
► **Definition 4.** Let L be an **L**-compartment and let $I_L \subseteq I$ be a set of items that are placed non-overlappingly inside L . We say that the placement of I_L is nice if

- $I_L \subseteq I_{skew}$, and
- the items in $I_L \cap I_{hor}$ are stacked on top of each other inside L , and
- the items in $I_L \cap I_{ver}$ are stacked side by side inside L .

A nice placement inside an **L**-compartment yields a guillotine separable packing.

► **Lemma 2.** Consider a set of items $I_L \subseteq I$ that is placed nicely inside an **L**-compartment L . Then I_L is guillotine separable.

Proof sketch. One can show that there always exists a guillotine cut that separates one or more horizontal or vertical items in I_L from the other items in I_L , see Figure 3. Then this argument is applied recursively. See Appendix C for full proof. ◀



■ **Figure 3** (a) A nicely packed set of skewed items inside an **L**-compartment. The vertical cut l_v separates the leftmost vertical item i_v from the other vertical items but it intersects the horizontal items in I'_{hor} . (b) However, then the horizontal cut l_h separates the items in I'_{hor} from the other horizontal items without intersecting any vertical item. (c) The corresponding guillotine cut that partitions the **L**-compartment into a box-compartment and a smaller **L**-compartment.

2.2 Pseudo-guillotine separable compartments

We seek to partition the knapsack into box- and **L**-compartments and then place items into these compartments. We also want to ensure that the resulting solution is guillotine separable. We could guarantee this if there was a guillotine cutting sequence that separates all compartments and require that the items inside the compartments are placed nicely.

Then, we could first separate all compartments by the mentioned cutting sequence and then separate the items inside of each compartment by guillotine cuts (as they are packed nicely).

However, there is no guillotine cutting sequence that cuts out an **L**-compartment from the knapsack since no guillotine cut can separate the **L**-compartment from the area at the “inner” part of the **L**-compartment. Therefore, we require for the compartments in our knapsack only that there is a *pseudo-guillotine cutting sequence*. A pseudo-guillotine cutting sequence has the following two operations (see Figure 5): given a rectangle $R \subseteq K$ it

- applies a horizontal or vertical guillotine cut that separates R into two disjoint rectangles R_1, R_2 and then continues recursively with R_1 and R_2 , or
- for an **L**-compartment $L \subseteq R$ such that $R \setminus L$ is a rectangle, it partitions R into L and $R \setminus L$ and then continues recursively with $R \setminus L$ (but not with L). Note that we cannot do this operation with every **L**-compartment $L' \subseteq R$ since possibly $R \setminus L'$ is not a rectangle.

We formalize this in the following definition.

► **Definition 5.** A pseudo-guillotine cutting sequence (for compartments) for a set of compartments \mathcal{C} is a binary tree $T = (V, E)$ where for each vertex $v \in V$ there is an associated shape $S_v \subseteq K$ such that

- for the root $r \in V$ of T it holds that $S_r = K$,
- for each internal vertex v with children u, w it holds that
 - S_v is a rectangle with $S_v = S_u \dot{\cup} S_w$ (so in particular S_u and S_w are disjoint),
 - either S_u and S_w are both rectangles or one of them is an **L**-compartment and the other is a rectangle,
- for each compartment $C \in \mathcal{C}$ there is a leaf $v \in V$ such that $S_v = C$.

Observe that each **L**-compartment corresponds to a leaf node in T .

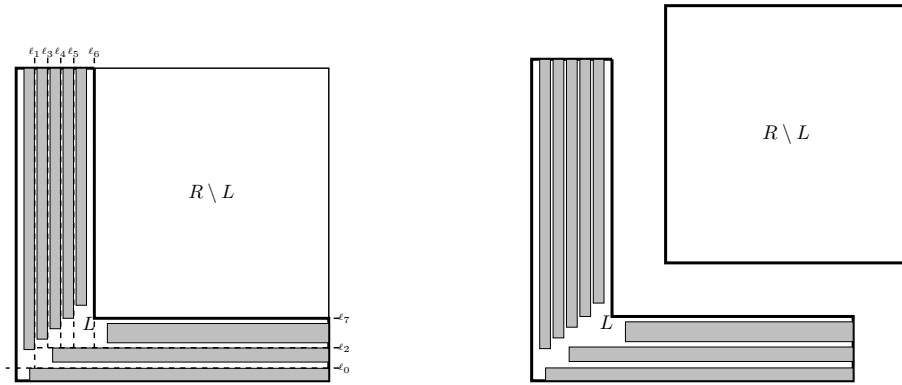
Now the important insight is that if a set of compartments \mathcal{C} admits a pseudo-guillotine cutting sequence, then *any nice* placement of items inside these compartments is guillotine separable (globally). In particular, given such compartments \mathcal{C} , we can place items inside the compartments in \mathcal{C} without needing to worry whether the resulting packing will be guillotine separable globally, as long as we place these items nicely. Intuitively, this is true since we can use the cuts of the pseudo-guillotine cutting sequence as a template for a global cutting sequence for the items: whenever the former sequence

- makes a guillotine cut we simply do the same cut,
- when it separates an **L**-compartment L from a rectangular region R , we separate the items inside L by a sequence of guillotine cuts; it turns out that we can do this since all items inside L are placed nicely and skewed.

Finally, we separate the items inside each box-compartment B by guillotine cuts, using the fact that the items inside B are placed nicely.

► **Lemma 3.** Let \mathcal{C} be a set of compartments inside K that admit a pseudo-guillotine cutting sequence. Let $I' \subseteq I$ be a set of items that are placed nicely inside the compartments in \mathcal{C} . Then there is a guillotine cutting sequence for I' .

Proof sketch. Let P denote the pseudo-guillotine cutting sequence. We construct a guillotine cutting sequence for I' based on P . We follow the cuts of P . Whenever P makes a guillotine cut, then we also do this guillotine cut. When P separates an **L**-compartment L from a rectangular region R , then we apply a sequence of guillotine cuts that step by step separates all items in L from $R \setminus L$. Since inside L the items are placed nicely, one can show that there exist such cuts that don't intersect any item in $R \setminus L$ (see Figure 4). See Appendix C for full proof. ◀



■ **Figure 4** Partition of rectangle R into L and $R \setminus L$ when items inside L are packed nicely. ℓ_0, \dots, ℓ_7 (dashed lines) are a sequence of guillotine cuts that ultimately separate out the items in L from R .

2.3 Near-optimal structured solutions

Our main technical contribution is to show that there exists a $(1 + \varepsilon)$ -approximate solution whose items can be placed nicely inside a set of compartments \mathcal{C} that admit a pseudo-guillotine cutting sequence. By Lemma 3 there is a guillotine cutting sequence for them.

► **Lemma 4.** *There exists a set $OPT' \subseteq I$ and a partition of K into a set of $O_\varepsilon(1)$ ¹ compartments \mathcal{C} such that*

- $|OPT'| \geq (1 - \varepsilon)|OPT|$,
- *the compartments \mathcal{C} admit a pseudo-guillotine cutting sequence,*
- *the items in OPT' can be placed nicely inside the compartments \mathcal{C} .*

We will prove Lemma 4 in Section 3. Our main algorithm works as follows. First, we guess the $O_\varepsilon(1)$ compartments \mathcal{C} due to Lemma 4 in time $(nN)^{O_\varepsilon(1)}$ (note that we can assume w.l.o.g. that they have integral coordinates). Then we place items nicely inside \mathcal{C} while maximizing the cardinality of the placed items. For this we use a $(1 + \varepsilon)$ -approximation algorithm which is a slight adaptation of a recent algorithm in [30] for the 2GK problem (i.e., without requiring that the computed solution is guillotine separable). In fact, we simplify some steps of that algorithm since our compartments are very simple.

► **Lemma 5.** *Given a set of compartments \mathcal{C} . In time $(nN)^{O_\varepsilon(1)}$ we can compute a set of items $ALG \subseteq I$ that are placed nicely inside \mathcal{C} such that $|ALG| \geq (1 - \varepsilon)|OPT'|$ for any set of items OPT' that can be placed nicely inside the compartments \mathcal{C} . Inside each compartment $C \in \mathcal{C}$ the set ALG admits an $O_\varepsilon(\log(nN))$ -stage packing.*

We will prove Lemma 5 in Section 4 and Appendix A. Then, Lemmas 3, 4, and 5 imply our main theorem for the cardinality case. Due to Lemma 4, our pseudo-guillotine cutting sequence has $O_\varepsilon(1)$ leaf nodes and each of them is either a box- or an **L**-compartment. The packing algorithm due to Lemma 5 gives a $O_\varepsilon(\log(nN))$ -stage packing inside each compartment. This yields globally a $O_\varepsilon(\log(nN))$ -stage packing. As mentioned before, we will describe our $(1 + \varepsilon)$ -approximation algorithm for the weighted case in Appendix A.

¹ The notation $O_\varepsilon(f(n))$ means that the implicit constant hidden by the big O notation can depend on ε .

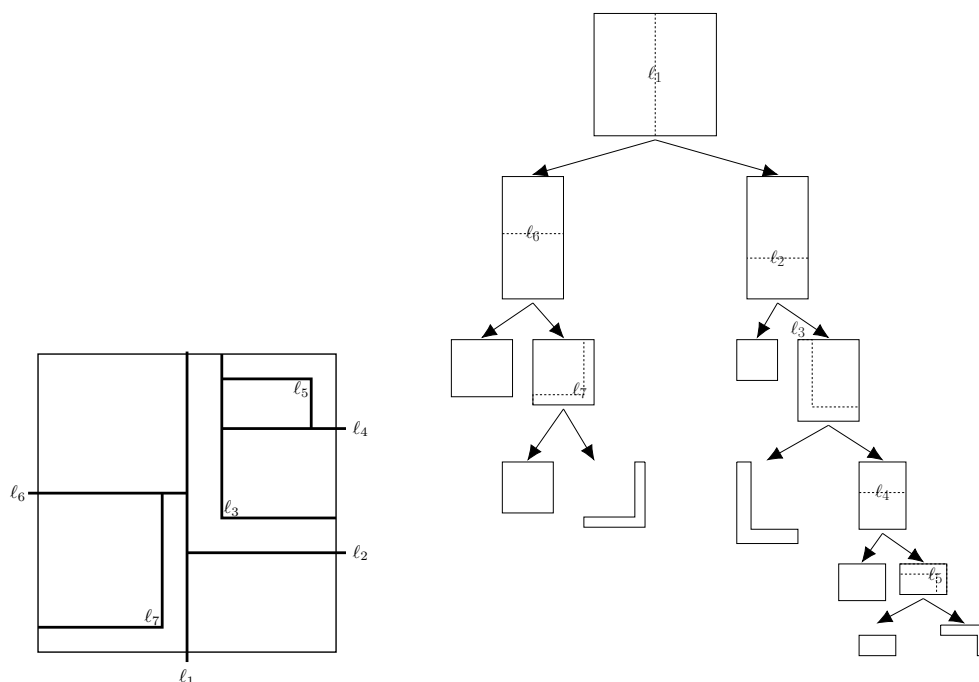


Figure 5 (a) A pseudo-guillotine cutting sequence. The first cut is l_1 , and then the resulting right piece is further subdivided by l_2, l_3, l_4 and l_5 . Similarly, l_6, l_7 subdivide the left piece. Note that l_3, l_5 and l_7 are not guillotine cuts, but they cut out the corresponding L-compartments. (b) step by step pseudo-guillotine cutting sequence corresponding to Figure (a). Dashed line at each level indicates a partition of a rectangle into two regions (two boxes, or one box and one L-shaped).

► **Theorem 6.** *There is a $(1 + \varepsilon)$ -approximation algorithm for 2GGK with a running time of $(nN)^{O_\varepsilon(1)}$ that computes an $O_\varepsilon(\log(nN))$ -stage packing.*

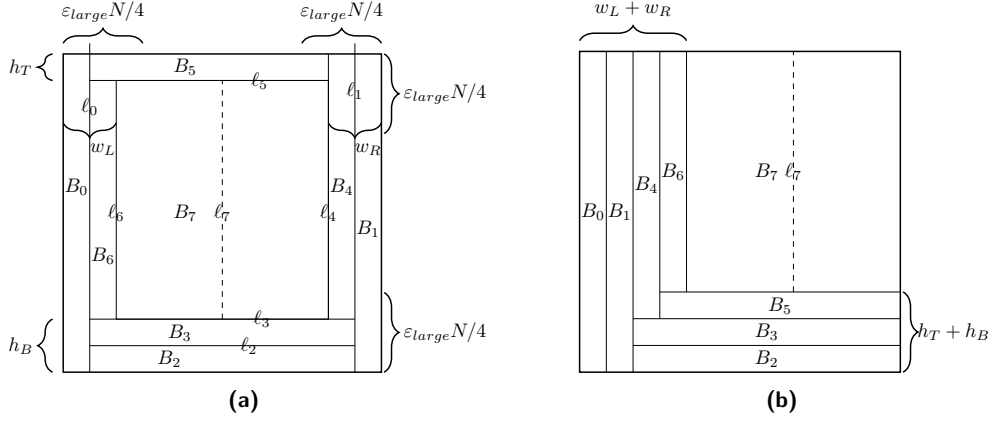
We obtain a similar result also for the rotational case: our structural result from Lemma 4 still holds and the algorithm due to Lemma 5 needs only some minor modifications.

► **Theorem 7.** *There is a $(1 + \varepsilon)$ -approximation algorithm for 2GGK(R) with a running time of $(nN)^{O_\varepsilon(1)}$ that computes an $O_\varepsilon(\log(nN))$ -stage packing.*

3 Existence of near-optimal structured solutions

In this section, we prove Lemma 4 in the cardinality case, i.e., assuming that $p(i) = 1$ for each item $i \in I$. We prove that there exists a $(1 + \varepsilon)$ -approximate solution whose items can be placed nicely inside a set of compartments \mathcal{C} that admit a pseudo-guillotine cutting sequence. Note that Lemma 4 trivially holds if $|OPT| \leq O_\varepsilon(1)$ and hence we assume for the remainder of this section that $|OPT|$ is larger than any given constant (which in particular implies that we can drop any set of $O_\varepsilon(1)$ items from OPT while losing only a factor of $1 + \varepsilon$).

Consider an optimal solution OPT and a corresponding guillotine cutting sequence S . Temporarily, we remove from the packing the items in OPT_{small} ; we will put back most of them later. We identify a set of cuts of S as follows. Let l_0 denote the first cut of S . Assume w.l.o.g. that l_0 is vertical. If the distance of l_0 to the left and to the right edge of K is at least $\varepsilon_{large}N/4$ then we stop. Otherwise l_0 cuts K into two rectangles R_1, R_2 and assume



■ **Figure 6** Transformation to obtain an **L**-compartment.

w.l.o.g. that the width of R_1 is at most $\varepsilon_{large}N/4$. Now we consider how S continues within R_2 . We continue recursively. Assume inductively that we identified a set of cuts $\ell_0, \dots, \ell_{k-1}$ of S and suppose that ℓ_{k-1} is vertical cut with distance less than $\varepsilon_{large}N/4$ to the left or the right edge of K , or that ℓ_{k-1} is horizontal cut with distance less than $\varepsilon_{large}N/4$ to the top or the bottom edge of K . Assume w.l.o.g. that ℓ_{k-1} is vertical with distance less than $\varepsilon_{large}N/4$ to the left edge of K . Then the cut ℓ_{k-1} yields two rectangles R_1, R_2 , and assume that R_1 lies on the left of R_2 . Then we define ℓ_k to be the next cut of S within R_2 . If the distance of ℓ_k to the top and the bottom edge of K is at least $\varepsilon_{large}N/4$ then we stop. Otherwise we continue iteratively. Eventually, this procedure must stop, let ℓ_0, \dots, ℓ_k denote the resulting sequence. Let B_0, \dots, B_{k-1} denote the rectangles that are cut off by $\ell_0, \dots, \ell_{k-1}$ and into which we did *not* recurse when we defined ℓ_1, \dots, ℓ_k . Let B_k denote the rectangle that is cut by ℓ_k . Then each rectangle B_i with $i \in \{1, \dots, k-1\}$ satisfies that $w(B_i) \leq \varepsilon_{large}N/4$ or $h(B_i) \leq \varepsilon_{large}N/4$ and in particular cannot contain both horizontal and vertical items. Also, the items of OPT inside B_i are guillotine separable. The important insight is that we can rearrange the rectangles B_0, \dots, B_k (while moving their items accordingly) such that B_0, \dots, B_{k-1} lies in an **L**-compartment $L \subseteq K$ such that $K \setminus L$ is a rectangle, i.e., L lies at the boundary of K as shown in the Figure 6.

► **Lemma 8.** *There exists an **L**-compartment $L \subseteq K$ such that $K \setminus L$ is a rectangle and we can rearrange the rectangles B_0, \dots, B_k such that*

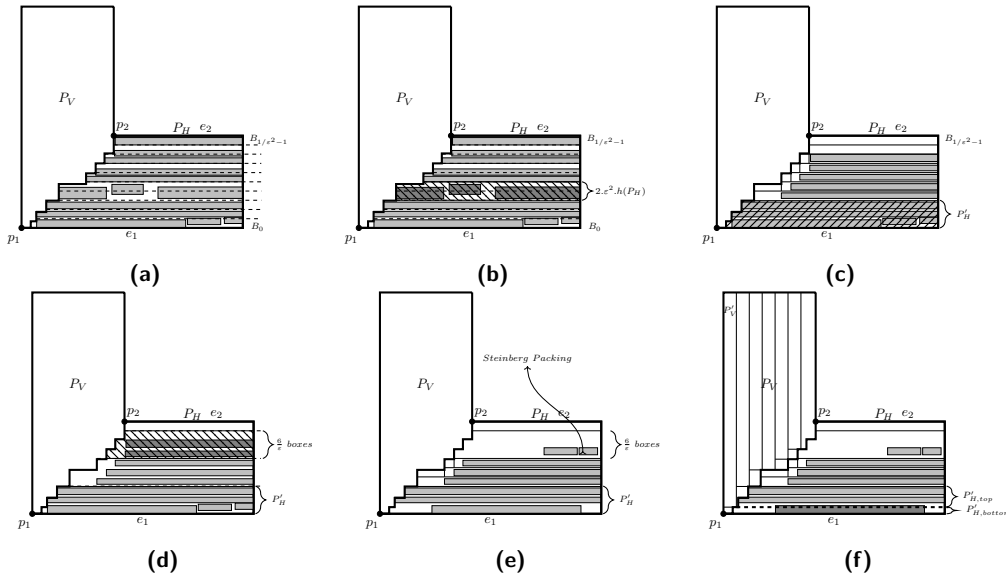
- B_0, \dots, B_{k-1} fit non-overlappingly into L ,
- there is a guillotine cutting sequence for B_0, \dots, B_{k-1} ,
- B_k fits into $K \setminus L$.

Proof. Following the cutting sequence S as described, let us assume that $B_k := [w_L, N - w_R] \times [h_B, N - h_T]$, where $0 \leq w_R, w_L, h_T, h_B \leq \varepsilon_{large}N/4$. Therefore, the cuts $\ell_1, \dots, \ell_{k-1}$ separate a ring-like region $Q := ([0, w_L] \times [0, N]) \cup ([N - w_R, N] \times [0, N]) \cup ([0, N] \times [0, h_B]) \cup ([0, N] \times [N - h_T, h_T])$ (see Figure 6). Note that some of the values w_R, w_L, h_T, h_B might be 0. The rectangles B_0, \dots, B_{k-1} fit in Q and we want to show that we can rearrange the rectangles in B_0, \dots, B_{k-1} into an **L**-compartment $L \subseteq K$ such that $L := ([0, w_L + w_R] \times [0, N]) \cup ([0, N] \times [0, h_B + h_T])$ and there is a guillotine cutting sequence for B_0, \dots, B_{k-1} . Clearly, B_k fits into $K \setminus L$. We prove the claim by induction on k . The base case is trivial. W.l.o.g. assume the vertical cut ℓ_0 that divides K into B_0, R' , where B_0 lies on the left

of R' . Hence, $B_0 := [0, b_0] \times [0, N]$ and $R' := K \setminus B_0$. We use induction on R' to find a packing of B_1, \dots, B_{k-1} in $L' := [b_0, w_L + w_R] \times [0, N] \cup [0, N] \times [0, h_B + h_T]$. Therefore, adding B_0 to L' yields the desired **L**-compartment L . For the guillotine cutting sequence for B_0, \dots, B_{k-1} , we follow ℓ_0 and afterwards the guillotine cutting sequence for B_1, \dots, B_{k-1} obtained by induction from R' . The other cases, i.e., when B_0 lies right or top or bottom of R' , follow analogously. ◀

We adjust the packing of OPT according to Lemma 8, i.e., for each rectangle B_i with $i \in \{0, \dots, k\}$ we move its items according to where B_i was moved due to the lemma. The resulting packing inside L might not be nice. However, we can fix this by dropping at most $O_\varepsilon(1)$ items and subdividing L into $O_\varepsilon(1)$ box-compartments and a smaller **L**-compartment $L' \subseteq L$ that lies at the outer boundary of L , i.e., such that $L \setminus L'$ is again an **L**-compartment and $h(L') = h(L)$ and $w(L') = w(L)$.

- **Lemma 9.** *Given an **L**-compartment L containing a set of items $I(L)$. There exists a partition of L into one **L**-compartment $L' \subseteq L$ and $O_\varepsilon(1)$ box-compartments $\mathcal{B}(L)$ such that*
- *L' lies at the outer boundary of L ,*
 - *the box-compartments in $\mathcal{B}(L)$ are guillotine separable, and*
 - *there is a nice placement of a set of items $I'(L) \subseteq I(L)$ with $|I'(L)| \geq (1 - \varepsilon)|I(L)| - O_\varepsilon(1)$ inside $\mathcal{B}(L)$ and L' .*



■ **Figure 7** Processing done in Lemma 9 to obtain a nice packing in L-compartment

Proof sketch. Since it is sufficient to place $(1 - \varepsilon)|I(L)| - O_\varepsilon(1)$ items, we can drop $O_\varepsilon(1)$ items. So w.l.o.g. assume that $I(L)$ contains only skewed items (i.e., we remove all large items). Intuitively, we partition L into two polygons P_H and P_V that are separated via a monotone axis-parallel curve connecting the two vertices of L at the bend of L , such that P_H contains all horizontal items placed inside L and P_V contains all vertical items inside L , see Figure 7a. We rearrange the items in P_H and P_V separately, starting with P_H . Denote by $I(P_H) \subseteq I(L)$ the items of $I(L)$ placed inside P_H .

We place $1/\varepsilon^2$ boxes inside P_H of height $\varepsilon^2 h(P_H)$ each, stacked one on top of the other. We define their width maximally large such that they are still contained inside P_H (note that some

area of P_H is then not covered by these boxes), see Figure 7b. Denote by $\{B_0, \dots, B_{1/\varepsilon^2-1}\}$ these boxes in this order, such that B_0 touches the longer horizontal edge of P_H . With a shifting argument, we can show that there are two consecutive boxes B_{j^*}, B_{j^*+1} with $j^* \leq 1/\varepsilon$ that intersect with at most an $O_\varepsilon(1) + O(\varepsilon|I(P_H)|)$ items in $I(P_H)$. We remove these items. Let $P'_H \subseteq P_H$ denote the part of P_H underneath B_{j^*} (see Figure 7c). We move down by $\varepsilon^2 h(P)$ units each item in $I(P_H)$ that intersect one of the boxes $B_{j^*+2}, \dots, B_{1/\varepsilon^2-1}$ and we remove all $O_\varepsilon(1)$ items from $I(L)$ that intersect more than one box. Note that then the moved items fit into the boxes $\mathcal{B}' := \{B_{j^*+1}, \dots, B_{1/\varepsilon^2-2}\}$.

Using another shifting step, we delete all items in $6/\varepsilon$ consecutive boxes of \mathcal{B}' ; since there are $\Omega(1/\varepsilon^2)$ boxes in \mathcal{B}' this costs only a factor $1 + O(\varepsilon)$ in the profit. We use the empty space to place in it all items in P'_H that are shorter than the shorter horizontal edge of P_H , see Figure 7e. One can show that they can be placed into this empty space using Steinberg's algorithm [51] (maintaining guillotine separability) since the available space is much larger than the area of the items to be placed. For the remaining items in P'_H one can show that the width of each of them is more than half of the width of L . Hence, we can assume w.l.o.g. that they are placed nicely within P'_H . Again, we remove all items that intersect more than one box after this movement, which are at most $O_\varepsilon(1)$ items. Denote by \mathcal{B}_{hor} the resulting set of boxes.

We do a symmetric procedure for P_V , yielding a set of boxes \mathcal{B}_{ver} and a nicely packed region P'_V . Intuitively, we want to define L' as $P'_H \cup P'_V$. However, $P'_H \cup P'_V$ might not have exactly the shape of an **L**-compartment. Nevertheless, one can show that we can subdivide one of these polygons, say P'_H , along a horizontal line into two subpolygons $P'_{H,top}, P'_{H,bottom}$ (with $P'_{H,top}$ lying on the top of $P'_{H,bottom}$) such that

- we can place the items in $P'_{H,top}$ into another set of $O_\varepsilon(1)$ boxes \mathcal{B}'_{hor} that are non-overlapping with $\mathcal{B}_{hor} \cup \mathcal{B}_{ver}$, and
- $L' := P'_{H,bottom} \cup P'_V$ forms an **L**-compartment, see Figure 7f.

Then the items are nicely placed inside L' . To each of the $O_\varepsilon(1)$ boxes $B \in \mathcal{B}_{hor} \cup \mathcal{B}'_{hor} \cup \mathcal{B}_{ver}$ we apply a standard routine that removes some of the items inside B and partitions B into smaller boxes, such that the remaining items inside these smaller boxes are nicely placed. ◀

Therefore, we define that the first cuts of our pseudo-guillotine cutting sequence S' looks as follow: we first separate K into L' and $K \setminus L'$ and then separate the boxes in $\mathcal{B}(L)$. Then we apply a guillotine cut to the rectangular area $K \setminus L$ that corresponds to ℓ_k (since we moved the items in B_k we need to adjust ℓ_k accordingly), which yields two rectangular areas R_1, R_2 . With each of them we continue recursively, i.e., we apply the same routine that we had applied to K above.

We do not recurse further if for a considered rectangular area R it holds that $h(R) < \varepsilon_{large}N$ or $w(R) < \varepsilon_{large}N$. In this case R contains only horizontal or only vertical items, respectively. However, these items might not be packed nicely. Thus, we apply to R a similar routine as in Lemma 9. In a sense, R behaves like a degenerate **L**-compartment with only four edges. Also note that R is a box-compartment.

► **Lemma 10.** *Given a box-compartment B containing a set of items $I(B)$ with $h(B) < \varepsilon_{large}N$ or $w(B) < \varepsilon_{large}N$, there exists a partition of B into $O_\varepsilon(1)$ box-compartments $\mathcal{B}(B)$ such that*

- the box-compartments in $\mathcal{B}(B)$ are guillotine separable, and
- there is a nice placement of a set of items $I'(B) \subseteq I(B)$ with $|I'(B)| \geq (1-\varepsilon)|I(B)| - O_\varepsilon(1)$ inside $\mathcal{B}(B)$.

It remains to put back the (small) items in OPT_{small} . Intuitively, we assign them to the empty space in our $O_\varepsilon(1)$ constructed compartments. More formally, we subdivide our compartments further into smaller compartments by guillotine cuts, some of the resulting compartments are empty, and into those we assign the small items with the Next-Fit-Decreasing-Height algorithm [Lemma 41]. For each of these compartments we ensure that their height and width is $\varepsilon_{small}N/\varepsilon$. There might be empty space that is not used in this way, however, we can ensure that its total area is very small, e.g., at most $O(\varepsilon^2N^2)$. This allows us to pack essentially all items in OPT_{small} (handling a few special cases differently, e.g., if the total area of the items in OPT_{small} is very small). See Appendix C.1 for details.

Let S' denote the resulting pseudo-guillotine cutting sequence. We need to argue that this yields in total $O_\varepsilon(1)$ compartments. This follows easily since every time we identify a sequence of cuts ℓ_0, \dots, ℓ_k of S , we construct exactly one \mathbf{L} -compartment and $O_\varepsilon(1)$ box-compartments. Also, after each such operation, we recurse on rectangular areas R_1, R_2 that are at least by $\varepsilon_{large}N/4$ units thinner or shorter (i.e., by at least $\varepsilon_{large}N/4$ units smaller in one of the two dimensions) than the rectangular area that we had started with when we constructed ℓ_0, \dots, ℓ_k (which is the whole knapsack K in the first iteration). Also, when we do not recurse further we subdivide the remaining region into $O_\varepsilon(1)$ box-compartments. Each resulting compartment is subdivided into $O_\varepsilon(1)$ smaller compartments when we place the small items. Hence, the depth of the binary tree T defining the pseudo-guillotine cutting sequence S' is $O_\varepsilon(1)$ and thus we define at most $O_\varepsilon(1)$ compartments in total. In particular, we applied Lemmas 9 and 10 at most $O_\varepsilon(1)$ times and, therefore, the constructed solution contains at least $(1 - \varepsilon)|OPT| - O_\varepsilon(1)$ items.

4 Assigning items into compartments

For proving Lemma 5, we need to provide an algorithm that, given a set of compartments \mathcal{C} , computes a solution $ALG \subseteq I$ with $p(ALG) \geq (1 - \varepsilon)p(OPT')$ that can also be placed nicely in \mathcal{C} (where $OPT' \subseteq I$ is the subset of I of maximum profit that can be placed nicely in the compartments in \mathcal{C}).

First, we guess for each box-compartment $B \in \mathcal{C}$ which case of Definition 3 applies, i.e., whether B contains only a single large item, or only horizontal items, or only vertical items, or only small items. For each box-compartment $B \in \mathcal{C}$ for which we guessed that it contains only one large item, we simply guess this item. We can do this deterministically in time $O(n^{|\mathcal{C}|}) = n^{O_\varepsilon(1)}$ for all such box-compartments $B \in \mathcal{C}$.

Then, for assigning the small items, we use a standard reduction to the Generalized Assignment Problem (GAP) [Lemma 40] for selecting a near-optimal set of small items and an assignment of these items into the corresponding box-compartments. Inside of each box-compartment B we place the items with the Next-Fit-Decreasing-Height algorithm [19] which results in a 2-stage guillotine separable packing for the items inside B .

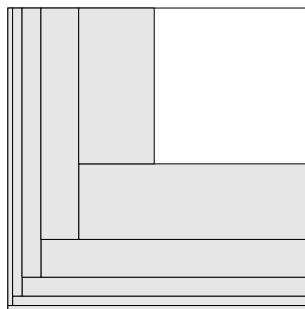
► **Lemma 11.** *Given a set of box compartments \mathcal{B} such that a set of items $I_{small}^* \subseteq I_{small}$ can be placed non-overlappingly inside \mathcal{B} , in $n^{O_\varepsilon(1)}$ time we can compute a set of items $I'_{small} \subseteq I_{small}$ with $p(I'_{small}) \geq (1 - \varepsilon)p(I_{small}^*)$ and a nice placement of the items in I'_{small} inside \mathcal{B} which is guillotine separable with $O_\varepsilon(1)$ stages.*

Let $\mathcal{C}_{skew} \subseteq \mathcal{C}$ denote the compartments in \mathcal{C} into which skewed items are placed in OPT' (which in particular contains all \mathbf{L} -compartments in \mathcal{C}). It remains to select a profitable set of items from I_{skew} that can be placed nicely in the compartments in \mathcal{C}_{skew} . For this task, we use a recent algorithm in [30] which is a routine for 2GK which takes as input

(in our terminology) a set of box- and **L**-compartments, and also compartments of more general shapes (e.g., with the shapes of a U or a Z). In time $(nN)^{O_\varepsilon(1)}$, it computes a subset of the input items of maximum total profit, up to a factor of $1 + \varepsilon$, that can be placed non-overlappingly inside the given compartments. In fact, it first partitions the given compartments such that there exists a profitable solution for the smaller compartments inside of which the items are placed nicely (according to our definition). Then it computes a $(1 + \varepsilon)$ -approximation of the most profitable subset of items that can be placed nicely.

In our setting, we can skip the first step since also in OPT' the items are placed nicely inside the compartments \mathcal{C}_{skew} . Hence, we execute directly the second part the algorithm in [30]. In fact, a simpler version of that routine is sufficient for our purposes since we have only box- and **L**-compartments. The algorithm in [30] can handle also the case where rotations by 90 degree are allowed, and the same holds for the routine in Lemma 11. Thus our result works for the case with rotations as well. We refer to Appendix A for a complete and self-contained description of this routine, adapted to the guillotine setting. In particular, inside each compartment its solution is guillotine separable with $O_\varepsilon(\log nN)$ stages.

5 Power of stages in guillotine packing



■ **Figure 8** Hard example for Theorem 12.

Recall that our two algorithms compute packings with $O_\varepsilon(\log(nN))$ -stages. This raises the question whether one can obtain $(1 + \varepsilon)$ -approximate solutions with fewer stages. In particular, for the related guillotine 2BP and guillotine 2SP problems there are APTASs whose solutions use $O(1)$ -stage packings [9, 50]. However, we show that in contrast for 2GGK sometimes $\Omega(\log N)$ stages are necessary already for a better approximation ratio than 2, even if there are only skewed items.

► **Theorem 12.** *For any constant $0 < \varepsilon < \frac{1}{2}$, there is a family of instances of 2GGK with only skewed items for which any $(2 - \varepsilon)$ -approximate solution requires $k = \Omega(\varepsilon \log N)$ stages.*

Figure 8 shows the hard example, see Appendix B for more details.

References

- 1 Fidaa Abed, Parinya Chalermsook, José R. Correa, Andreas Karrenbauer, Pablo Pérez-Lantero, José A. Soto, and Andreas Wiese. On guillotine cutting sequences. In *APPROX*, pages 1–19, 2015.
- 2 Anna Adamaszek and Andreas Wiese. Approximation schemes for maximum weight independent set of rectangles. In *FOCS*, pages 400–409, 2013.
- 3 Anna Adamaszek and Andreas Wiese. A quasi-PTAS for the two-dimensional geometric knapsack problem. In *SODA*, pages 1491–1505, 2015.
- 4 Noga Alon, Raphael Yuster, and Uri Zwick. Color-coding. *Journal of the ACM (JACM)*, 42(4):844–856, 1995.
- 5 Ramón Alvarez-Valdés, Antonio Parajón, and Jose’e Manuel Tamarita. A tabu search algorithm for large-scale guillotine (un) constrained two-dimensional cutting problems. *Computers & Operations Research*, 29(7):925–947, 2002.
- 6 Nikhil Bansal, Alberto Caprara, Klaus Jansen, Lars Prädél, and Maxim Sviridenko. A structural lemma in 2-dimensional packing, and its implications on approximability. In *ISAAC*, pages 77–86, 2009.
- 7 Nikhil Bansal, Jose R. Correa, Claire Kenyon, and Maxim Sviridenko. Bin packing in multiple dimensions: inapproximability results and approximation schemes. *Mathematics of Operations Research*, 31:31–49, 2006.
- 8 Nikhil Bansal and Arindam Khan. Improved approximation algorithm for two-dimensional bin packing. In *SODA*, pages 13–25, 2014.
- 9 Nikhil Bansal, Andrea Lodi, and Maxim Sviridenko. A tale of two dimensional bin packing. In *FOCS*, pages 657–666, 2005.
- 10 J. E. Beasley. An exact two-dimensional non-guillotine cutting tree search procedure. *Operations Research*, 33(1):49–64, 1985.
- 11 István Borgulya. An eda for the 2d knapsack problem with guillotine constraint. *Central European Journal of Operations Research*, 27(2):329–356, 2019.
- 12 Alberto Caprara. Packing 2-dimensional bins in harmony. In *FOCS*, pages 490–499, 2002.
- 13 Alberto Caprara, Andrea Lodi, and Michele Monaci. Fast approximation schemes for two-stage, two-dimensional bin packing. *Mathematics of Operations Research*, 30(1):150–172, 2005.
- 14 Chandra Chekuri and Sanjeev Khanna. A polynomial time approximation scheme for the multiple knapsack problem. *SIAM Journal on Computing*, 35(3):713–728, 2005.
- 15 Henrik I. Christensen, Arindam Khan, Sebastian Pokutta, and Prasad Tetali. Approximation and online algorithms for multidimensional bin packing: A survey. *Computer Science Review*, 24:63–79, 2017.
- 16 Nicos Christofides and Charles Whitlock. An algorithm for two-dimensional cutting problems. *Operations Research*, 25(1):30–44, 1977.
- 17 François Clautiaux, Ruslan Sadykov, François Vanderbeck, and Quentin Viaud. Combining dynamic programming with filtering to solve a four-stage two-dimensional guillotine-cut bounded knapsack problem. *Discrete Optimization*, 29:18–44, 2018.
- 18 François Clautiaux, Ruslan Sadykov, François Vanderbeck, and Quentin Viaud. Pattern-based diving heuristics for a two-dimensional guillotine cutting-stock problem with leftovers. *EURO Journal on Computational Optimization*, 7(3):265–297, 2019.
- 19 Edward G. Coffman, Jr, Michael R. Garey, David S. Johnson, and Robert E. Tarjan. Performance bounds for level-oriented two-dimensional packing algorithms. *SIAM Journal on Computing*, 9:808–826, 1980.
- 20 Marek Cygan, Fedor V Fomin, Łukasz Kowalik, Daniel Lokshtanov, Dániel Marx, Marcin Pilipczuk, Michał Pilipczuk, and Saket Saurabh. *Parameterized algorithms*. Springer, 2015.
- 21 Alessandro Di Pieri. Algorithms for two-dimensional guillotine packing problems. Master’s thesis, University of Padova, Italy, 2013.
- 22 Mohammad Dolatabadi, Andrea Lodi, and Michele Monaci. Exact algorithms for the two-dimensional guillotine knapsack. *Computers & Operations Research*, 39(1):48–53, 2012.

23:16 On Guillotine Separable Packings for the Two-dimensional Geometric Knapsack Problem

- 23 Wenceslas Fernandez de la Vega and George S. Lueker. Bin packing can be solved within $1 + \epsilon$ in linear time. *Combinatorica*, 1:349–355, 1981.
- 24 Aleksei V. Fishkin, Olga Gerber, and Klaus Jansen. On efficient weighted rectangle packing with large resources. In *ISAAC*, pages 1039–1050, 2005.
- 25 Aleksei V. Fishkin, Olga Gerber, Klaus Jansen, and Roberto Solis-Oba. Packing weighted rectangles into a square. In *MFCS*, pages 352–363, 2005.
- 26 Fabio Furini, Enrico Malaguti, and Dimitri Thomopulos. Modeling two-dimensional guillotine cutting problems via integer programming. *INFORMS Journal on Computing*, 28(4):736–751, 2016.
- 27 Waldo Gálvez, Fabrizio Grandoni, Afrouz Jabal Ameli, Klaus Jansen, Arindam Khan, and Malin Rau. A tight $(3/2 + \epsilon)$ approximation for skewed strip packing. In *APPROX/RANDOM*, pages 44:1–44:18, 2020.
- 28 Waldo Gálvez, Fabrizio Grandoni, Sandy Heydrich, Salvatore Ingala, Arindam Khan, and Andreas Wiese. Approximating geometric knapsack via l-packings. In *FOCS*, pages 260–271, 2017.
- 29 Waldo Gálvez, Fabrizio Grandoni, Salvatore Ingala, and Arindam Khan. Improved pseudo-polynomial-time approximation for strip packing. In *FSTTCS*, pages 9:1–9:14, 2016.
- 30 Waldo Gálvez, Fabrizio Grandoni, Arindam Khan, Diego Ramirez-Romero, and Andreas Wiese. Improved approximation algorithms for 2-dimensional knapsack: Packing into multiple l-shapes, spirals and more. In *To appear in SoCG*, 2021.
- 31 P. C. Gilmore and Ralph E. Gomory. Multistage cutting stock problems of two and more dimensions. *Operations research*, 13(1):94–120, 1965.
- 32 Fabrizio Grandoni, Tobias Mömke, Andreas Wiese, and Hang Zhou. A $(5/3 + \epsilon)$ -approximation for unsplitable flow on a path: placing small tasks into boxes. In *STOC*, pages 607–619, 2018.
- 33 Eleni Hadjiconstantinou and Nicos Christofides. An exact algorithm for general, orthogonal, two-dimensional knapsack problems. *European Journal of OR*, 83(1):39–56, 1995.
- 34 Rolf Harren, Klaus Jansen, Lars Prädell, and Rob van Stee. A $(5/3 + \epsilon)$ -approximation for strip packing. *Computational Geometry*, 47(2):248–267, 2014.
- 35 Sandy Heydrich and Andreas Wiese. Faster approximation schemes for the two-dimensional knapsack problem. In *SODA*, pages 79–98, 2017.
- 36 Dorit S. Hochbaum and Wolfgang Maass. Approximation schemes for covering and packing problems in image processing and VLSI. *Journal of the ACM*, 32(1):130–136, 1985.
- 37 Klaus Jansen and Roberto Solis-Oba. New approximability results for 2-dimensional packing problems. In *MFCS*, pages 103–114, 2007.
- 38 Klaus Jansen and Roberto Solis-Oba. A polynomial time approximation scheme for the square packing problem. In *IPCO*, pages 184–198, 2008.
- 39 Klaus Jansen and Guochuan Zhang. On rectangle packing: maximizing benefits. In *SODA*, pages 204–213, 2004.
- 40 Claire Kenyon and Eric Rémila. A near-optimal solution to a two-dimensional cutting stock problem. *Mathematics of Operations Research*, 25(4):645–656, 2000.
- 41 Arindam Khan and Madhusudhan Reddy Pittu. On guillotine separability of squares and rectangles. In *APPROX/RANDOM*, pages 47:1–47:22, 2020.
- 42 Arindam Khan, Eklavya Sharma, and K. V. N. Sreenivas. Approximation algorithms for generalized multidimensional knapsack. *CoRR*, abs/2102.05854, 2021.
- 43 Joseph Y. T. Leung, Tommy W. Tam, C. S. Wong, Gilbert H. Young, and Francis Y. L. Chin. Packing squares into a square. *Journal of Parallel and Distributed Computing*, 10(3):271–275, 1990.
- 44 Andrea Lodi, Michele Monaci, and Enrico Pietrobuoni. Partial enumeration algorithms for two-dimensional bin packing problem with guillotine constraints. *Discrete Applied Mathematics*, 217:40–47, 2017.
- 45 Tobias Mömke and Andreas Wiese. Breaking the barrier of 2 for the storage allocation problem. In *ICALP*, pages 86:1–86:19, 2020.

- 46 János Pach and Gábor Tardos. Cutting glass. In *SoCG*, pages 360–369, 2000.
- 47 V. Parada, R. Muñoz, and A. Gomes. A hybrid genetic algorithm for the two-dimensional cutting problem. *Evolutionary algorithms in management applications. Springer, Berlin*, pages 183–196, 1995.
- 48 Deval Patel, Arindam Khan, and Anand Louis. Group fairness for knapsack problems. In *To appear in AAMAS*, 2021.
- 49 Enrico Pietrobuoni. *Two-dimensional bin packing problem with guillotine restrictions*. PhD thesis, University of Bologna, Italy, 2015.
- 50 Steven S. Seiden and Gerhard J. Woeginger. The two-dimensional cutting stock problem revisited. *Mathematical Programming*, 102(3):519–530, 2005.
- 51 A. Steinberg. A strip-packing algorithm with absolute performance bound 2. *SIAM Journal on Computing*, 26(2):401–409, 1997.
- 52 Paul E. Sweeney and Elizabeth Ridenour Paternoster. Cutting and packing problems: a categorized, application-orientated research bibliography. *Journal of the Operational Research Society*, 43(7):691–706, 1992.
- 53 K. V. Viswanathan and A. Bagchi. An exact best-first search procedure for the constrained rectangular guillotine knapsack problem. In *AAAI*, pages 145–149, 1988.
- 54 Lijun Wei and Andrew Lim. A bidirectional building approach for the 2d constrained guillotine knapsack packing problem. *European Journal of Operational Research*, 242(1):63–71, 2015.

A Weighted case

Before we start this section, we would like to introduce some terminologies. Vertical part of an \mathbf{L} -compartment is the maximal vertical rectangular region which can be included in the \mathbf{L} -compartment. Similarly the horizontal part of an \mathbf{L} -compartment is the maximal horizontal rectangular region which can be included in the \mathbf{L} -compartment.

We prove Lemma 5 in the weighted case. Our algorithm is an adaptation of an algorithm in [30] for 2GK (in fact, it is a simpler version of that algorithm, using that all our compartments are box- or \mathbf{L} -compartments and hence they are relatively simple).

First, we guess for each box-compartment $B \in \mathcal{C}$ which case of Definition 3 applies, i.e., whether B contains only one single item, or only horizontal items, or only vertical items, or only small items. For each box-compartment $B \in \mathcal{C}$ for which we guessed that it contains only one item, we simply guess this item. We can do this in time $n^{|\mathcal{C}|} = n^{O_\varepsilon(1)}$ for all box-compartments $B \in \mathcal{C}$.

Then, for assigning the small items, we use a standard reduction to the generalized assignment problem for selecting a near-optimal set of small items and an assignment of these items into the corresponding box-compartments. Inside of each box-compartment B we place the items with the Next-Fit-Decreasing-Height algorithm [19] which results in a guillotine separable packing for the items inside B .

► **Lemma 13.** *Given a set of box-compartments \mathcal{B} such that a set of items $I_{small}^* \subseteq I_{small}$ can be placed non-overlappingly inside \mathcal{B} . Then in time $n^{O_\varepsilon(1)}$ we can compute a set of items $I'_{small} \subseteq I_{small}$ with $p(I'_{small}) \geq (1 - 6\varepsilon)p(I_{small}^*)$ and a nice placement of the items in I'_{small} inside \mathcal{B} .*

Proof. Let us first formulate an instance of generalized assignment problem (GAP). For each compartment C_j we create a bin j in the GAP instance with capacity equal to its area. For each item $i \in I_{small}$, we create an item in the GAP instance with $p_{ij} = p(i)$ and s_{ij} equal to area of item i if $w(i) \leq \varepsilon w(C_j)$ and $h(i) \leq \varepsilon h(C_j)$ and equal to some arbitrary large value greater than area of C_j otherwise. Now by applying Lemma 40 on the GAP instance, we get a subset $I''_{small} \subseteq I_{small}$ which are assigned to the boxes in \mathcal{B} such that

$p(I''_{small}) \geq (1 - 3\varepsilon)p(I^*_{small})$, and sum of areas of items assigned to a box B doesn't cross the area of B . Also for $\forall i \in I''_{small}$, $w(i) \leq \varepsilon w(C)$ and $h(i) \leq \varepsilon h(C)$ where C is the box to which i is assigned to. Let the items assigned to a box $B \in \mathcal{B}$ be I_B . In the non-increasing order of profit by area ratio we choose items from I_B until the total area of chosen items crosses $(1 - 2\varepsilon - \varepsilon^2) \cdot w(B) \cdot h(B)$. Let the set of items which were chosen be I'_B . Clearly $p(I'_B) \geq (1 - 2\varepsilon - \varepsilon^2)p(I_B)$. Now by applying Lemma 41, we can pack all the items of I'_B in B and the packing is a 2 stage packing which is guillotine separable. Applying this procedure to every box, we get a packing of set of items I'_{small} into the boxes such that $p(I'_{small}) \geq (1 - 2\varepsilon - \varepsilon^2)p(I''_{small}) \geq (1 - 2\varepsilon - \varepsilon^2)(1 - 3\varepsilon)p(I^*_{small}) \geq (1 - 6\varepsilon)p(I^*_{small})$ ◀

The hard part is the assignment of the skewed items. Let $\mathcal{C}_{skew} \subseteq \mathcal{C}$ denote the compartments in \mathcal{C} into which skewed items are placed in OPT' . We partition I_{skew} into two subsets I_{high} and I_{low} where intuitively I_{high} contains input items with relatively high profit, and $I_{low} = I_{skew} \setminus I_{high}$. Let $c = O_\varepsilon(1)$ be a constant to be defined later.

W.l.o.g. assume $|OPT'| \geq c \cdot \log(nN)$. Otherwise, we can add dummy items i with $p(i) = 0$.

► Lemma 14. *There is a solution $OPT'' \subseteq OPT'$ and an item $i^* \in I$ such that $I_{high} = \{i \in I_{skew} | p(i) > p(i^*)\}$ and $I_{low} = \{i \in I_{skew} | p(i) \leq p(i^*)\}$ satisfy that*

- $p(OPT'') \geq (1 - O(\varepsilon))p(OPT')$,
- $p(OPT'') \geq c \cdot \log(nN) \cdot p(i^*)$,
- $|OPT'' \cap I_{high}| \leq c \cdot \log(nN)$, and
- for each item $i \in OPT'' \cap I_{skew}$ it holds that $p(i) \geq \frac{\varepsilon}{2n} \max_{i' \in I} p(i')$.

Proof. Consider the items in OPT' in the order of non-increasing profits. Let i^* to be the first item in OPT' in this order such that the total profit from items $i \in OPT'$ with $p(i) > p(i^*)$ is $\geq c \cdot \log(nN) \cdot p(i^*)$. Then trivially, the second and third property is true. Also, we know that $p(OPT') \geq \frac{1}{2} \max_{i' \in I} p(i')$ since otherwise OPT' could not be a $(1 + \varepsilon)$ -approximate solution. We drop each item $i \in OPT'$ for which $p(i) < \frac{\varepsilon}{2n} \max_{i' \in I} p(i')$ holds. The total profit of these dropped items is thus at most $n \cdot \frac{\varepsilon}{2n} \max_{i' \in I} p(i') \leq \varepsilon \cdot p(OPT')$. We define OPT'' to be the resulting solution. ◀

We guess i^* and hence know the sets I_{high} and I_{low} .

► Lemma 15. *In time $(nN)^{O_\varepsilon(c)}$ we can guess a partition $\{I_{high}(C)\}_{C \in \mathcal{C}}$ of I_{high} such that for each $C \in \mathcal{C}$ the set $I_{high}(C)$ contains all items in OPT'' that are placed inside C .*

Proof. We employ the color coding technique [4] where we seek to color the items in I_{high} such that no two items in $OPT'' \cap I_{high}$ have the same color. Let us denote $k' = |OPT'' \cap I_{high}|$. If we color the items randomly with $k = c \cdot \log N$ colors, then the probability that no items in $OPT'' \cap I_{high}$ have the same color is $\binom{k}{k'} \frac{k! k^{n-k'}}{k^n} \geq \left(\frac{k}{k'}\right)^{k'} \cdot \frac{k!}{k^{k'}} \geq \frac{k!}{k^{k'}} \geq e^{-k'} \geq \left(\frac{1}{N}\right)^{O(c)}$. The last inequality follows from Lemma 14. Using splitters [20] we can derandomize this to guess such a coloring deterministically in time $N^{O(c)}$. Once we have guessed the coloring in which each item of $OPT'' \cap I_{high}$ is colored differently, then for each color $d \in \{1, \dots, c \cdot \log N\}$ we guess which of the $O_\varepsilon(1)$ compartments in \mathcal{C}' contains an item of color d so that the condition in the lemma is guaranteed to be achieved, which can be done deterministically in time $2^{O_\varepsilon(c \cdot \log N)} = N^{O_\varepsilon(c)}$ by exploring all possibilities. ◀

We group the items in I_{low} into $O_\varepsilon(\log(nN))$ groups with one set of groups for the items in $I_{low} \cap I_{hor}$ and another set of groups for the items in $I_{low} \cap I_{ver}$. We group the items in $I_{low} \cap I_{hor}$ (resp. in $I_{low} \cap I_{ver}$) according to their densities which are defined as the

ratio between their profit and heights (resp. widths). Formally, for each $\ell \in \mathbb{Z}$ we define $I_{hor}^{(\ell)} := \{i \in I_{low} \cap I_{hor} \mid \frac{p(i)}{h(i)} \in [(1+\varepsilon)^\ell, (1+\varepsilon)^{\ell+1}]\}$ and $I_{ver}^{(\ell)} := \{i \in I_{low} \cap I_{ver} \mid \frac{p(i)}{w(i)} \in [(1+\varepsilon)^\ell, (1+\varepsilon)^{\ell+1}]\}$ and observe that for only $O(\log(nN)/\varepsilon)$ values ℓ the respective sets $I_{hor}^{(\ell)}, I_{ver}^{(\ell)}$ are non-empty as $p(i) \geq \frac{\varepsilon}{2n} \max_{i' \in I} p(i')$ and $w(i) \in [N]$. Intuitively, for each ℓ the items in $I_{hor}^{(\ell)}$ (in $I_{ver}^{(\ell)}$) essentially all have the same density. Next, for each group $I_{hor}^{(\ell)}, I_{ver}^{(\ell)}$ we guess an estimate for $p(I_{hor}^{(\ell)} \cap OPT'')$ and $p(I_{ver}^{(\ell)} \cap OPT'')$, respectively. We call these estimates $\text{opt}_{hor}^{(\ell)}$ and $\text{opt}_{ver}^{(\ell)}$, respectively. We do this in time $(nN)^{O_\varepsilon(1)}$ adapting a technique from [14].

► **Lemma 16.** *In time $(nN)^{O_\varepsilon(1)}$, we can guess values $\text{opt}_{hor}^{(\ell)}, \text{opt}_{ver}^{(\ell)}$ for each ℓ with $I_{hor}^{(\ell)} \cup I_{ver}^{(\ell)} \neq \emptyset$ such that*

- $\sum_\ell \text{opt}_{hor}^{(\ell)} + \text{opt}_{ver}^{(\ell)} \geq (1 - O(\varepsilon))p(OPT'')$ and
- $\text{opt}_{hor}^{(\ell)} \leq p(OPT'' \cap I_{hor}^{(\ell)})$ and $\text{opt}_{ver}^{(\ell)} \leq p(OPT'' \cap I_{ver}^{(\ell)})$ for each ℓ .

Proof. First, as $p(OPT'')$ is a value between $p_{\max} := \max_{i' \in I} p(i')$ and $n \cdot p_{\max}$ we can guess a $(1+\varepsilon)$ -approximation P^* for $p(OPT'')$ in time $O(\log_{1+\varepsilon} n)$, i.e., $(1-\varepsilon)p(OPT'') \leq P^* \leq p(OPT'')$. Assume w.l.o.g. that for some $\hat{L} = O(\log(nN)/\varepsilon)$ it holds that for each $\ell \notin [\hat{L}]$ the sets $I_{hor}^{(\ell)}$ and $I_{ver}^{(\ell)}$ are empty.

Now, for each $\ell \in [\hat{L}]$ let $\hat{k}_{hor}^{(\ell)}$ be the biggest integer such that $\hat{k}_{hor}^{(\ell)} \frac{\varepsilon}{\hat{L}} \cdot P^* \leq p(OPT'' \cap I_{hor}^{(\ell)})$. We define $\hat{k}_{ver}^{(\ell)}$ accordingly. We guess all $O(\hat{L})$ values $\hat{k}_{hor}^{(\ell)}, \hat{k}_{ver}^{(\ell)}$ for each ℓ as follows. Let w_{hor} be a binary string with at most $O(\hat{L}/\varepsilon)$ digits, out of which exactly $\hat{L}+1$ entries are 1's and for each ℓ the substring of w_{hor} between the ℓ -th and $(\ell+1)$ -th 1 has exactly $\hat{k}_{hor}^{(\ell)}$ digits (all 0's). We can guess w_{hor} in time $2^{O(\hat{L}/\varepsilon)} = (nN)^{O(1/\varepsilon)}$, infer all values $\hat{k}_{hor}^{(\ell)}$ from it, and define $\text{opt}_{hor}^{(\ell)} = \hat{k}_{hor}^{(\ell)} \cdot \varepsilon P^* / \hat{L}$ for each ℓ . We have that $p(OPT'') - (\sum_\ell \text{opt}_{hor}^{(\ell)} + \text{opt}_{ver}^{(\ell)}) \leq O(\varepsilon)p(OPT'')$, since we make a mistake of at most $\frac{\varepsilon}{\hat{L}} \cdot P^* \leq \frac{\varepsilon}{\hat{L}} \cdot p(OPT'')$ for each of the \hat{L} groups.

We guess the values $\text{opt}_{ver}^{(\ell)}$ in a similar fashion. ◀

In other words, one can show that in order to obtain a $(1+O(\varepsilon))$ -approximation, it suffices to pack, for each ℓ , items from $I_{hor}^{(\ell)}$ with a total profit of $\text{opt}_{hor}^{(\ell)}$ (for which items of a total height of $\frac{\text{opt}_{hor}^{(\ell)}}{(1+\varepsilon)^{\ell+1}}$ suffice) and items from $I_{ver}^{(\ell)}$ with a total profit of $\text{opt}_{ver}^{(\ell)}$ (resp. a total width of $\frac{\text{opt}_{ver}^{(\ell)}}{(1+\varepsilon)^{\ell+1}}$ suffice). For each ℓ , consider the items in $I_{hor}^{(\ell)}$ ordered non-decreasingly by width. We slice these items into slices of height 1 each, i.e., for each item $i \in I_{hor}^{(\ell)}$ we introduce h_i items of height 1 and profit $(1+\varepsilon)^\ell$ each. Note that the sum of the profits of the slices introduced for i is in $[\frac{1}{1+\varepsilon}p(i), p(i)]$ (and hence this quantity is essentially $p(i)$). In the resulting order of the slices (i.e., the order inherited from our ordering of the items in $I_{hor}^{(\ell)}$) we select the first $\frac{\text{opt}_{hor}^{(\ell)}}{(1+\varepsilon)^{\ell+1}}$ slices, i.e., the $\frac{\text{opt}_{hor}^{(\ell)}}{(1+\varepsilon)^{\ell+1}}$ slices of smallest width. Let $\hat{I}_{hor}^{(\ell)}$ denote the resulting set of slices. We do a similar procedure with the items in $I_{ver}^{(\ell)}$ for each ℓ , resulting in a set of slices $\hat{I}_{ver}^{(\ell)}$.

► **Lemma 17.** *There exists a nice packing for the slices in $\bigcup_\ell \hat{I}_{hor}^{(\ell)} \cup \hat{I}_{ver}^{(\ell)}$ inside \mathcal{C}_{skew} .*

Proof. Consider a value ℓ . For each item $i \in I_{hor}^{(\ell)}$ we have that $\frac{p(i)}{h(i)} \in [(1+\varepsilon)^\ell, (1+\varepsilon)^{\ell+1}]$ and thus in particular $p(i) \leq (1+\varepsilon)^{\ell+1}h(i)$. Therefore, $\text{opt}_{hor}^{(\ell)} \leq p(I_{hor}^{(\ell)} \cap OPT'') \leq (1+\varepsilon)^{\ell+1}h(I_{hor}^{(\ell)} \cap OPT'')$ and thus $h(I_{hor}^{(\ell)} \cap OPT'') \geq \frac{\text{opt}_{hor}^{(\ell)}}{(1+\varepsilon)^{\ell+1}}$. A similar statement holds for $I_{ver}^{(\ell)}$. ◀

Next, we do standard linear grouping [23] with the slices in each set $\hat{I}_{hor}^{(\ell)}/\hat{I}_{ver}^{(\ell)}$ so that the resulting slices have only $1/\varepsilon$ different widths/heights, respectively. Formally, consider a set $\hat{I}_{hor}^{(\ell)}$. We sort the slices in $\hat{I}_{hor}^{(\ell)}$ non-increasingly by width and then partition them into $1/\varepsilon + 1$ groups such that each of the first $1/\varepsilon$ groups contains $\left\lceil \frac{1}{1/\varepsilon + 1} |\hat{I}_{hor}^{(\ell)}| \right\rceil$ slices and the last group contains the remaining slices (which might be less than $\left\lceil \frac{1}{1/\varepsilon + 1} |\hat{I}_{hor}^{(\ell)}| \right\rceil$ but not more). Let $\hat{I}_{hor}^{(\ell)} = \hat{I}_{hor,1}^{(\ell)} \dot{\cup} \dots \dot{\cup} \hat{I}_{hor,1/\varepsilon+1}^{(\ell)}$ denote the resulting partition. We drop the slices in $\hat{I}_{hor,1}^{(\ell)}$ (which are at most $\varepsilon \cdot \left\lceil \frac{1}{1/\varepsilon + 1} |\hat{I}_{hor}^{(\ell)}| \right\rceil$ many). Then, for each $j \in \{2, \dots, 1/\varepsilon + 1\}$ we increase the width of the slices in $\hat{I}_{hor,j}^{(\ell)}$ to the width of the widest slice in $\hat{I}_{hor,j}^{(\ell)}$. By construction, the resulting slices have $1/\varepsilon$ different widths. Let $\tilde{I}_{hor}^{(\ell)}$ denote the resulting set and let $\tilde{I}_{hor}^{(\ell)} = \tilde{I}_{hor,1}^{(\ell)} \dot{\cup} \dots \dot{\cup} \tilde{I}_{hor,1/\varepsilon}^{(\ell)}$ denote a partition of $\tilde{I}_{hor}^{(\ell)}$ according to the widths of the slices, i.e., for each $j \in \{1, \dots, 1/\varepsilon\}$ the set $\tilde{I}_{hor,j}^{(\ell)}$ contains the rounded slices from $\hat{I}_{hor,j+1}^{(\ell)}$. We do this procedure for each ℓ and a symmetric procedure for the group $\hat{I}_{ver}^{(\ell)}$ for each ℓ .

► **Lemma 18.** *There exists a nice packing for the slices in $\bigcup_{\ell} \tilde{I}_{hor}^{(\ell)} \cup \tilde{I}_{ver}^{(\ell)}$ inside \mathcal{C}_{skew} .*

Proof. Observe that for each ℓ and j , each slice in $\tilde{I}_{hor,j}^{(\ell)}$ is at most as long as any slice in $\hat{I}_{hor,j}^{(\ell)}$ and $|\hat{I}_{hor,j}^{(\ell)}| \geq |\tilde{I}_{hor,j}^{(\ell)}|$. Hence, we can assign the slices in $\tilde{I}_{hor,j}^{(\ell)}$ to the space that was occupied by the slices in $\hat{I}_{hor,j}^{(\ell)}$ in the packing due to Lemma 17. ◀

Finally, for each set $\tilde{I}_{hor,j}^{(\ell)}$ and each $C \in \mathcal{C}_{skew}$ we denote by $\tilde{I}_{hor,j}^{(\ell)}(C)$ the number of slices from $\tilde{I}_{hor,j}^{(\ell)}$ that are assigned to C in the solution due to Lemma 18. We define $\tilde{I}_{ver,j}^{(\ell)}(C)$ similarly for each set $\tilde{I}_{ver,j}^{(\ell)}$ and each $C \in \mathcal{C}_{skew}$. We would like to construct this solution and then use it as a template for assigning the items in $I_{hor}^{(\ell)}$ and $I_{ver}^{(\ell)}$.

If we could guess all the values $|\tilde{I}_{hor,j}^{(\ell)}(C)|$ and $|\tilde{I}_{ver,j}^{(\ell)}(C)|$ we would know exactly which slices need to be assigned into each compartment in \mathcal{C}_{skew} , since the slices in each set $\tilde{I}_{hor,j}^{(\ell)}(C)$ and $\tilde{I}_{ver,j}^{(\ell)}(C)$ are identical. It is not clear how to guess these $O(\log(nN))$ values exactly in polynomial time, but we can guess them approximately in time $(nN)^{O_\varepsilon(1)}$ while losing only a factor of $1 + \varepsilon$.

► **Lemma 19.** *In time $(nN)^{O_\varepsilon(1)}$ we can guess values $\text{opt}_{hor,j}^{(\ell)}(C), \text{opt}_{ver,j}^{(\ell)}(C)$ for each $\ell \in \{0, \dots, \lfloor \log_{1+\varepsilon} N \rfloor\}$, $j \in \{1, \dots, 1/\varepsilon\}$, and $C \in \mathcal{C}_{skew}$ such that*

- $\text{opt}_{hor,j}^{(\ell)}(C) \leq |\tilde{I}_{hor,j}^{(\ell)}(C)|$ and $\text{opt}_{ver,j}^{(\ell)}(C) \leq |\tilde{I}_{ver,j}^{(\ell)}(C)|$ for each ℓ, j, C , and
- $\sum_{C \in \mathcal{C}_{skew}} \text{opt}_{hor,j}^{(\ell)}(C) \geq (1 - \varepsilon) \sum_{C \in \mathcal{C}_{skew}} |\tilde{I}_{hor,j}^{(\ell)}(C)|$ for each ℓ, j , and
- $\sum_{C \in \mathcal{C}_{skew}} \text{opt}_{ver,j}^{(\ell)}(C) \geq (1 - \varepsilon) \sum_{C \in \mathcal{C}_{skew}} |\tilde{I}_{ver,j}^{(\ell)}(C)|$ for each ℓ, j .

Proof. For each ℓ, j we define $\text{opt}_{hor,j}^{(\ell)}(C)$ and $\text{opt}_{ver,j}^{(\ell)}(C)$ to be the largest integral multiple of $\frac{\varepsilon}{|C|} |\tilde{I}_{hor,j}^{(\ell)}|$ and $\frac{\varepsilon}{|C|} |\tilde{I}_{ver,j}^{(\ell)}|$, respectively. Then for each ℓ, j we can guess $\text{opt}_{hor,j}^{(\ell)}(C)$ and $\text{opt}_{ver,j}^{(\ell)}(C)$ in time $O_\varepsilon(1)$, and hence we can guess these values for all ℓ, j in parallel in time $2^{O_\varepsilon(\log(nN))}$. ◀

Consider a compartment $C \in \mathcal{C}_{skew}$. From each set $\tilde{I}_{hor,j}^{(\ell)}$ we assign exactly $\text{opt}_{hor,j}^{(\ell)}(C)$ slices to C . We group these items to $\text{opt}_{hor,j}^{(\ell)}(C)/\varepsilon_{small} N$ pseudo-items, each of height at most $\varepsilon_{small} N$. This pseudo-items are skewed and will have total profit $\text{opt}_{hor,j}^{(\ell)}(C) \cdot (1 + \varepsilon)^\ell$. We do a similar procedure for the vertical items for C . Denote by $I_{low,ps}(C)$ the constructed

set of pseudo-items. Our goal is now to pack the most profitable subset of $I_{\text{high}}(C) \cup I_{\text{low,ps}}(C)$ into C such that they yield a nice packing.

If C is a box-compartment then this is very simple: assume w.l.o.g. that in C horizontal items are placed. Then, we discard all items in $I_{\text{high}}(C)$ that are wider than C (if we guessed correctly, no item in $I_{\text{low,ps}}(C)$ is wider than C). The remaining problem is equivalent to an instance of knapsack where the capacity of the knapsack is the height of C and for each item $i \in I_{\text{high}}(C) \cup I_{\text{low,ps}}(C)$ there is an item with size h_i and profit p_i . We solve this problem with an FPTAS for knapsack.

If C is an **L**-compartment we essentially invoke an algorithm from [28] as a black-box (after some straight forward adjustments of the input items).

► **Lemma 20** ([28]). *Given an **L** compartment C and a set of skewed items I'_{skew} . In time $(nN)^{O(1)}$ we can compute the subset $I^*_{\text{skew}} \subseteq I'_{\text{skew}}$ of maximum profit that can be placed nicely inside C and the corresponding packing.*

Proof. Let us consider an **L**-compartment C and a set of items I'_{skew} . Let the height and width of the vertical part of C be h_v and w_v respectively. Similarly let the height and width of the horizontal part of C be h_h and w_h respectively. Now we redefine the height of a vertical item i as $\max(h(i), h_v - h_h)$. If $h(i) < h_v - h_h$, then $h_v > h(i) + h_h > 2h_h$ (as $h(i) > h_h$). So, $h_v/2 > h_h$. Thus, $h_v - h_h > h_v/2$. Similarly if $h(i) \geq h_v - h_h$ then $h(i) > h_v - h(i)$ as $h(i) > h_h$. This implies that $h(i) > h_v/2$. Similarly we can redefine the width of a horizontal item j as $\max(w(j), w_h - w_v)$ and we would get similar inequalities as we got for item i . In order to correctly apply the pseudo-polynomial time algorithm [28] of finding a nice-packing in an **L**-compartment C with maximum profit, the items have to be long (that is if the item is horizontal then the width is greater than $w_h/2$, similar analogy for the vertical items) with respect to the compartment which we are ensuring by redefining the dimensions and also we have ensured that the items whose dimension was increased after redefining it, don't interact with the items in the other part. Now applying the pseudo-polynomial time algorithm of [28] on the items with redefined dimension concludes the proof of this lemma. ◀

This yields a packing for some items in $I_{\text{high}}(C) \cup I_{\text{low,ps}}(C)$ inside C , for each $C \in \mathcal{C}_{\text{skew}}$. For each ℓ denote by $I_{\text{low,ps,hor}}^{(\ell)}$ and $I_{\text{low,ps,ver}}^{(\ell)}$ the horizontal and vertical pseudo-items that resulted from slices in $\tilde{I}_{\text{hor}}^{(\ell)}$ and $\tilde{I}_{\text{ver}}^{(\ell)}$, respectively, and that are included in the computed packing. Since for each compartment $C \in \mathcal{C}_{\text{skew}}$ we computed the (essentially) most profitable solution for the input items $I_{\text{high}}(C) \cup I_{\text{low,ps}}(C)$, we have that the total profit of all packed (pseudo-)items is at least $(1 - O(\varepsilon))p(OPT'')$.

Finally, we assign items from I_{low} into the space occupied by the items in $\bigcup_{\ell} I_{\text{low,ps,hor}}^{(\ell)} \cup I_{\text{low,ps,ver}}^{(\ell)}$.

► **Lemma 21.** *For each ℓ , we can assign items from $I_{\text{hor}}^{(\ell)}$ with a total profit of at least $\frac{1}{1+O(\varepsilon)}p(I_{\text{low,ps,hor}}^{(\ell)}) - O_{\varepsilon_{\text{small}},\varepsilon}(1)|\mathcal{C}|p(i^*)$ nicely into the space occupied by the pseudo-items in $I_{\text{low,ps,hor}}^{(\ell)}$. A symmetric statement holds for $I_{\text{ver}}^{(\ell)}$ for each ℓ .*

Proof. Consider a group $I_{\text{hor}}^{(\ell)}$. For a $C \in \mathcal{C}_{\text{skew}}$, let $I_{\text{low,ps,hor}}^{(\ell)} \cap C$ also denote the set of pseudo-items inside C . $I_{\text{low,ps,hor}}^{(\ell)}$ be the union of all such pseudo-items. We interpret each pseudo-item in $I_{\text{low,ps,hor}}^{(\ell)}$ as a container into which we can assign items from $I_{\text{hor}}^{(\ell)}$, stacked on top of each other. One can show that there is a fractional solution that assigns items from $I_{\text{hor}}^{(\ell)}$ with a total profit of at least $\frac{1}{1+O(\varepsilon)}p(I_{\text{low,ps,hor}}^{(\ell)})$. This follows since we have such a solution for the slices, which in fact represents a fractional solution. Let X_{ij} denote the

fractional extent to which item $i \in I_{hor}^{(\ell)}$ is assigned to the container j (corresponding to j th pseudo-item s_j). then the following LP has a feasible solution:

$$\begin{aligned}
 \sum_{i \in I_{hor}^{(\ell)}} h(i) \cdot X_{ij} &\leq h(s_j) && \forall s_j \in I_{low,ps,hor}^{(\ell)} \\
 \sum_{i \in I_{hor}^{(\ell)}} p(i) \cdot X_{ij} &\geq \frac{1}{1 + O(\varepsilon)} p(I_{low,ps,hor}^{(\ell)}) \\
 \sum_{s_j \in I_{low,ps,hor}^{(\ell)}} X_{ij} &\leq 1 && \forall i \in I_{hor}^{(\ell)}, \\
 0 &\leq X_{ij} \leq 1 && \forall i \in I_{hor}^{(\ell)}, s_j \in I_{low,ps,hor}^{(\ell)}
 \end{aligned}$$

The first type of constraints ensures a feasible packing, second type ensures a high profit solution, third type ensures each item is packed at most once. Now using rank lemma, number of variables in the support of the LP solution is at most (the number of items in $I_{hor}^{(\ell)}$ + number of pseudo-items in $I_{low,ps,hor}^{(\ell)}$ + 1). Now we drop all items that are assigned fractionally to two or more pseudo-items (as well as those who are not appearing in the support) and remove them from the LP. Then for each pseudo-item we have only one item fractionally assigned. Otherwise, we can take the convex combination of the fractionally assigned items to obtain another feasible solution and the solution is not an extreme point solution. Thus each pseudo-item has only one fractionally assigned item in it. Hence, in total only $O_{\varepsilon, \varepsilon_{small}}(1)|\mathcal{C}|$ number of items are fractionally assigned. we simply drop all items that are assigned fractionally to some container. In total, we drop $O_{\varepsilon, \varepsilon_{small}}(1)|\mathcal{C}|$ items for the group $I_{hor}^{(\ell)}$. ◀

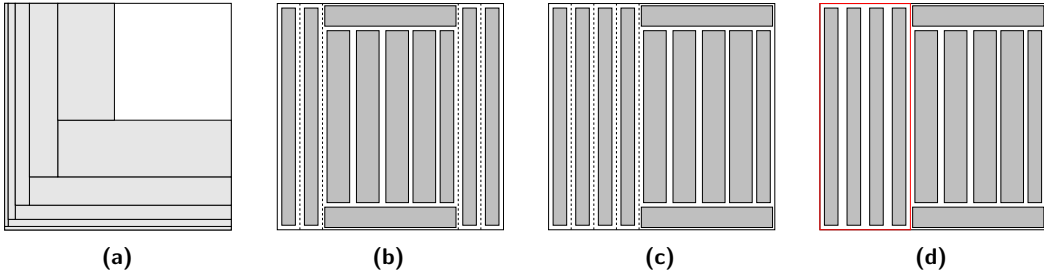
We define a similar procedure for groups of vertical items $I_{ver}^{(\ell)}$. We apply Lemma 21 to each group $I_{hor}^{(\ell)}$ and $I_{ver}^{(\ell)}$ for each ℓ . Thus, the total profit of the obtained solution is at least

$$\sum_{\ell} \left(\frac{1}{1 + O(\varepsilon)} \left(p(I_{low,ps,hor}^{(\ell)}) + p(I_{low,ps,ver}^{(\ell)}) \right) - O_{\varepsilon, \varepsilon_{small}}(1)|\mathcal{C}|p(i^*) \right).$$

By choosing c sufficiently large, we can ensure that $\sum_{\ell} O_{\varepsilon, \varepsilon_{small}}(1)|\mathcal{C}|p(i^*) \leq \varepsilon \cdot p(OPT'')$. Therefore, our packing has a total profit at least $(1 - O(\varepsilon))p(OPT'')$.

B Limitation of small stage guillotine cutting

Let $N = 2^{k+1}$, $k \in \mathbb{N}$. Let us define a set I of long rectangles consisting of $2k$ rectangles. For each $j \in [k]$, we have a vertical rectangle V_j of height $N - (2^j - 1)$ and width 2^{j-1} , and



■ **Figure 9** (a): Arrangement of items in set I , (b): Dashed lines represent 1st stage of guillotine cutting, (c): Rearrangement of vertical strips, (d): Red box denotes the created container.

a horizontal rectangle H_j of height 2^{j-1} and width $N - (2^{j-1} - 1)$. In an $N \times N$ knapsack place V_j in an axis-parallel fashion such that the topmost horizontal edge of V_j touches the topmost horizontal edge of knapsack and the left vertical edge of V_j is at a distance of $2^{j-1} - 1$ from the left vertical edge of the knapsack. Similarly, place H_j in an axis-parallel fashion such that the right vertical edge of H_j touches the right vertical edge of knapsack and the bottom-most horizontal edge of H_j is at a distance of $2^{j-1} - 1$ from the bottom-most horizontal edge of knapsack. This packing consists of all the rectangles in I and is guillotine separable as shown in Figure 9a.

► **Lemma 22.** [28] *For any constant $0 < \varepsilon < \frac{1}{2}$ and a 2GGK-C instance I to packed in an $N \times N$ knapsack, any container packing of $I' \subseteq I$ such that $|I| \leq (2 - \varepsilon)|I'|$ must use $\Omega(\varepsilon \log N)$ containers.*

► **Lemma 23.** *Given a k -stage packing of a set of long rectangles $I' \subseteq I$, there exists a container packing of I' which uses k containers and the rectangles are guillotine separable.*

Proof. Consider a k -stage packing of a set of rectangles $I' \subseteq I$. Let the first stage cuts be vertical. Let the vertical cuts in the first stage divide the knapsack into vertical strips as shown in Figure 9b. At most one vertical strip has width greater than $\frac{N}{2}$. Now rearrange the strips in such a way that the vertical strip S_1 with width greater than $\frac{N}{2}$ touches the right edge of the knapsack as shown in Figure 9c. Then merge the vertical strips to the left of strip S_1 into a single container C_1 as shown in Figure 9d. Note that the container C_1 touches both the left edge of the knapsack and the left edge of S_1 . Now freeze the rectangles in C_1 . Now consider the horizontal cuts through the vertical strip S_1 during the second stage of guillotine cutting sequence. These cuts divide S_1 into horizontal strips with same width as that of S_1 . At most one horizontal strip has height greater than $\frac{N}{2}$. Now rearrange the horizontal strips in such a way that the horizontal strip S_2 with height greater than $\frac{N}{2}$ touches the topmost edge of the S_1 . Then merge the vertical strips below the strip S_2 into a single container C_2 . Note that the container C_2 touches both the bottom-most edge of the knapsack and the bottom-most edge of S_2 . Now freeze the rectangles in C_2 . Now consider S_2 as a smaller version of the original knapsack and iteratively create containers in similar way as mentioned above during each stage in the guillotine cutting sequence. So, during each stage we create exactly one new container and therefore in total we create a container packing I' which uses k containers and the rectangles are guillotine separable. ◀

► **Theorem 24.** *For any constant $0 < \varepsilon < \frac{1}{2}$, any k -stage packing of $I' \subseteq I$ such that $|I| \leq (2 - \varepsilon)|I'|$ is possible only if $k = \Omega(\varepsilon \log N)$, where N is the width of the knapsack.*

Proof. Lemma 22 and 23 together imply that for any constant $0 < \varepsilon < \frac{1}{2}$, any k -stage packing of $I' \subseteq I$ such that $|I| \leq (2 - \varepsilon)|I'|$ is possible only if $k = \Omega(\varepsilon \log N)$, where N is the width of the knapsack. ◀

C Omitted Proofs

► **Lemma 25.** (Restatement of Lemma 2) *Consider a set of items $I_L \subseteq I$ that is placed nicely inside an \mathbf{L} -compartment L . Then I_L is guillotine separable.*

Proof. W.l.o.g. assume the vertical arm of L is on top and left of the horizontal arm of L as shown in figure 3. Consider $w(L)$ and $h(L)$ to be the width of vertical arm and height of horizontal arm of L , respectively. We use strong induction to prove the claim. Base case, considers all degenerate \mathbf{L} -compartments with just one arm i.e. $w(L) = 0$ or $h(L) = 0$.

These are just stacks of items which is trivially guillotine separable. For induction hypothesis assume that all nicely packed **L**-compartments L' are guillotine separable for width $w(L')$ and height $h(L')$ such that $w(L') < w(L)$ and $h(L') \leq h(L)$ or $h(L') < h(L)$ and $w(L') \leq w(L)$. For this, we first prove that there exists an item touching the boundary of L which can be separated by a guillotine cut. Consider the left-most vertical item i_v in the vertical arm of L . We extend the right boundary of i_v to obtain an end-to-end cut l_v (may be cutting one or more items in L). If l_v doesn't cut through any items of L , then the we stop as the claim follows trivially. Otherwise, we observe that since the items are placed *nicely* inside L , no items in $I_L \cap I_{ver}$ can be cut by l_v . This implies l_v intersects only with a non-empty subset of items in $I'_{hor} \subseteq I_L \cap I_{hor}$. Let the top-most intersected horizontal item in I'_{hor} be i_h . We then extend the top boundary of i_h to obtain an end-to-end cut l_h . Clearly because of nice packing l_h doesn't intersect any items in $I_L \cap I_{hor}$. Also, from the construction it follows that l_h cannot intersect any item of $I_L \cap I_{ver}$ as all items are above it. This gives us a guillotine cut separating a rectangle containing items in I'_{hor} and $L \setminus I'_{hor}$ (can be a degenerate **L**-compartment with just one leg). We consequently get a smaller, nicely packed **L**-compartment $L' = L \setminus I'_{hor}$ with $w(L') = w(L) - w(I'_{hor}) < w(L)$ and $h(L') = h(L)$. From induction assumption we deduce that L' is guillotine separable. Appending l_h to the guillotine cut-sequence of L' gives us a guillotine cutting sequence for L . Clearly nice packing of skew items ensures that all the cuts in this guillotine cutting sequence lie completely inside the area of L (maybe coincident with boundary of L). This concludes the proof. ◀

► **Lemma 26.** (Restatement of Lemma 3) *Let \mathcal{C} be a set of compartments inside K that admit a pseudo-guillotine cutting sequence. Let $I' \subseteq I$ be a set of items that are placed nicely inside the compartments in \mathcal{C} . Then there is a guillotine cutting sequence for I' .*

Proof. We now justify the two operations of pseudo-guillotine cutting sequence. First operation applies a horizontal or vertical guillotine cut, say l , that separates rectangle R into two disjoint rectangles R_1, R_2 and then continues recursively with R_1 and R_2 . This operation trivially maintains the guillotine cutting sequence with first cut being l and each of R_1 and R_2 can be considered independently for a guillotine cutting. Harder part is to define a guillotine sequence for second operation which partitions R into a boundary **L**-compartment L and $R \setminus L$. For that we first observe that any sequence of guillotine cuts inside R can be considered independently of rest of the plane. Now, we use Lemma 2 to obtain a guillotine cutting sequence S_L separating nicely packed items in L with guillotine cuts completely lying inside the area of L -region. This separates out L from $R \setminus L$ without intersecting any items of $R \setminus L$. Now the guillotine cutting sequence of $R \setminus L$ can be considered independently. This proves our claim. Furthermore to obtain the complete guillotine cutting sequence, say S_K , for the given set of items I' , we do a Depth First Search (DFS) of the tree of pseudo-guillotine cutting sequence. Every internal node of tree represents an operation. For node labelled as first operation, we can add the considered cut l to the l_K and continue with its child nodes in a DFS fashion. For a node labelled as second operation, we can add the corresponding guillotine sequence S_L of L to S_K and continue to the other child representing $R \setminus L$ in a DFS manner. By the end of DFS run, we get the guillotine cutting sequence S_K of items I' in K . ◀

► **Lemma 27.** (Restatement of Lemma 10) *Given a box-compartment B containing a set of items $I(B)$ with $h(B) < \varepsilon_{large}N$ or $w(B) < \varepsilon_{large}N$. There exists a partition of B into $O_\varepsilon(1)$ box-compartments $\mathcal{B}(B)$ such that*

■ *the box-compartments in $\mathcal{B}(B)$ are guillotine separable, and*

- there is a nice placement of a set of items $I'(B) \subseteq I(B)$ with $|I'(B)| \geq (1-\varepsilon)|I(B)| - O_{\varepsilon}(1)$ inside $\mathcal{B}(B)$.

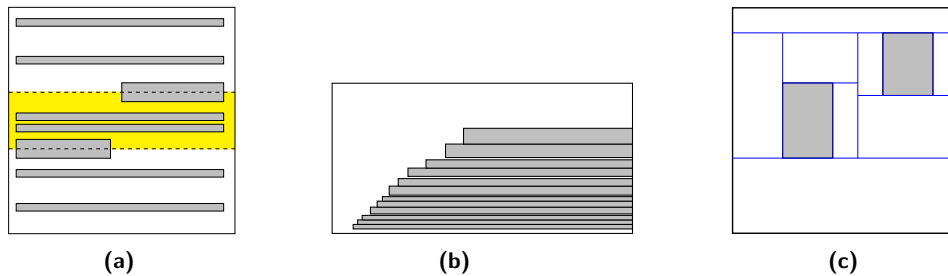
Proof. If the box-compartment contains only one rectangle we don't do anything. Otherwise let us consider a box-compartment B which contains more than one horizontal rectangle (similar procedure can be applied to compartments with vertical rectangles). Now we remove the cheapest strip S_1 of height of $3\varepsilon \cdot h(B)$. Note that the profit of a strip is calculated by adding the profits of the items lying completely inside the strip. So the profit of the strip S_1 is at most $O(\varepsilon) \cdot p(B)$. Now remove the items in the strip S_1 and also the items which partially overlap with S_1 . Note that the number of items which partially overlap with S_1 is $O_{\varepsilon_{large}}$. Now by using the technique of resource augmentation (See Lemma 32), we can repack $(1 - O(\varepsilon))p(B)$ in a region of size $w(B) \times (1 - 2\varepsilon)h(B)$ such that this region contains $O_{\varepsilon, \varepsilon_{large}}(1)$ nicely packed box compartments that are guillotine separable. See figure 10 for more clarity of the process. Now this works well in the unweighted case. But if we are dealing with a weighted case then we can't drop the $O_{\varepsilon_{large}}(1)$ items which we were dropping as it might contain a lot of profit. To handle the weighted case we use the shifting argumentation and for this we refer the reader to Section D. ◀

In this section, we give a detailed proof of Lemma 9. First, we prove the following lemma, which will be useful in the proof.

► **Lemma 28.** *There exists a set $OPT' \subseteq OPT$, $p(OPT') > (1 - O(\varepsilon))p(OPT)$ and a partition of K into a set of $O_{\varepsilon}(1)$ compartments such that for every \mathbf{L} -compartment L it holds that for each item i contained in the horizontal P_H (resp. vertical arm P_V) of L , $h(i) \leq \varepsilon^4 \cdot h(P_H)$ (resp. $w(i) \leq \varepsilon^4 \cdot w(P_V)$).*

Proof. For an \mathbf{L} compartment L , we use P_H (resp. P_V) to denote the horizontal (resp. vertical) arm of L . In the cardinality case, we simply drop all the items of $h(i) > \varepsilon^4 \cdot h(P_H)$. Number of such items can be at most $\frac{1}{\varepsilon^4 \varepsilon_{large}}$ which is a constant. Thus we get the required packing of rest of the items OPT' s.t. $|OPT'| \leq (1 - O_{\varepsilon \varepsilon_{large}}(1))|OPT|$.

For weighted case, we cannot drop these $\frac{1}{\varepsilon^4 \varepsilon_{large}}$ items as they might actually carry most of the profit of knapsack. Thus, we now aim to pack back this constant number of items dropped. We do this by employing an averaging argument, that recursively partitions the knapsack for $\frac{1}{\varepsilon}$ times, obtaining a set of items which can be dropped and have a profit of at most $O(\varepsilon) \cdot p(OPT)$. Formally, we employ the Shifting Argumentation as defined in Section D which recursively processes the partitioning such that all the profitable items lie completely inside box compartments. We refer to Section D for the Shifting Argumentation



■ **Figure 10** (a): Yellow strip is the least profitable strip and the items which overlap partially or completely will be removed. (b): Items are nicely packed in a box compartment (c): Gray items can not be dropped. So using the blue guillotine cuts, we divide the knapsack into $O_{\varepsilon, \varepsilon_{large}}(1)$ box compartments.

for further details of the procedure. This way we ensure that for every \mathbf{L} -compartment, items contained in the horizontal arm P_H (resp. vertical arm P_V) have $h(i) \leq \varepsilon^4 \cdot h(P_H)$ (resp. $w(i) \leq \varepsilon^4 \cdot w(P_V)$) without losing more than $O(\varepsilon)$ fraction of profit. \blacktriangleleft

Hence, we assume from now on that for every \mathbf{L} -compartment L , it holds that for each item i contained in the horizontal arm P_H (resp. vertical arm P_V) of L , $h(i) \leq \varepsilon^4 \cdot h(P)$ (resp. $w(i) \leq \varepsilon^4 \cdot w(P)$).

► **Lemma 29.** (Restatement of Lemma 9) *Given an \mathbf{L} -compartment L containing a set of items $I(L)$. There exists a partition of L into one \mathbf{L} -compartment $L' \subseteq L$ and $O_\varepsilon(1)$ box-compartments $\mathcal{B}(L)$ such that*

- L' lies at the outer boundary of L ,
- the box-compartments in $\mathcal{B}(L)$ are guillotine separable, and
- there is a nice placement of a set of items $I'(L) \subseteq I(L)$ with $p(I'(L)) \geq (1 - O(\varepsilon))p(I(L))$ inside $\mathcal{B}(L)$ and L' .

Proof. Let P_H and P_V be the horizontal and vertical arms L , respectively. So P_H is defined via two horizontal edges $e_1 = \overline{p_1 p'_1}$ and $e_2 = \overline{p_2 p'_2}$, and additionally one monotone axis-parallel curves connecting $p_1 = (x_1, y_1)$ with $p_2 = (x_2, y_2)$. Assume w.l.o.g. that $x_1 \leq x_2$ and that $y_1 < y_2$. Let $h(P_H)$ denote the height of P_H which we define as the distance between e_1 and e_2 . Intuitively, we place $1/\varepsilon^2$ boxes inside P_H of height $\varepsilon^2 h(P_H)$ each, stacked one on top of the other, and of maximum width such that they are contained inside P_H . Formally, we define $1/\varepsilon^2$ boxes $B_0, \dots, B_{1/\varepsilon^2 - 1}$ such that for each $j \in \{0, \dots, 1/\varepsilon^2 - 1\}$ the bottom edge of box B_j has the y -coordinate $y_1 + j \cdot \varepsilon^2 h(P_H)$ and the top edge of B_j has the y -coordinate $y_1 + (j + 1) \cdot \varepsilon^2 h(P_H)$. For each such j we define the x -coordinate of the left edge of B_j maximally small such that $B_j \subseteq P_H$.

In the weighted case, from Lemma 28 each item i contained in P_H satisfies that $h(i) \leq \varepsilon^4 \cdot h(P)$ and therefore each item i contained in P_H intersects at most 2 stripes in $\{S_0, \dots, S_{1/\varepsilon^2 - 1}\}$. Therefore, by pigeon hole principle, there exist two boxes $B_{j^*}, B_{j^*+1} \in \{B_0, \dots, B_{1/\varepsilon^2 - 1}\}$ with the property that the stripe $S'_{j^*} := [0, N] \times [y_1 + j^* \cdot \varepsilon^2 h(P_H), y_1 + (j^* + 2) \cdot \varepsilon^2 h(P_H)]$ (containing B_{j^*}, B_{j^*+1}) intersects at most $2\varepsilon |OPT'(P_H)|$ of the remaining items in $OPT'(P_H)$. We drop all items in $OPT'(P_H)$ that are intersected by S'_{j^*} . Next, we move down all items in $OPT'(P_H)$ that intersect the boxes $B_{j^*+2}, \dots, B_{1/\varepsilon^2 - 1}$ by $\varepsilon^2 h(P_H)$ units. Note that then they fit into the area defined by the union of the boxes $B_{j^*+1}, \dots, B_{1/\varepsilon^2 - 2}$. We assign to B_{j^*} all items that intersect a horizontal edge of a box in $\{B_{j^*+1}, \dots, B_{1/\varepsilon^2 - 1}\}$. This can be done since each such item has a height of at most $\varepsilon^4 \cdot h(P_H)$ which implies that $\varepsilon^4 \cdot h(P)/\varepsilon^2 \leq \varepsilon^2 \cdot h(P_H)$.

Let $w(P_H)$ and $w'(P_H)$ be the length of e_1 and e_2 , resp. Due to the definition of \mathbf{L} -compartment, $w(P_H) \geq \varepsilon_{large} N$ and $w'(P_H) \geq w(P_H) - \varepsilon_{large} N/2 \geq w(P_H)/2$. Next, we would like to ensure that below the box B_{j^*} there is no item i with $w(i) < w'(P_H)$ (we want to achieve this since then we can stack the items underneath B_{j^*} on top of each other) and no small item intersects the boundary of a box.

Therefore, consider the topmost $1/\varepsilon^2 - 1/\varepsilon$ boxes. We group them into $1/6\varepsilon - 1$ groups with $6/\varepsilon$ boxes each, i.e., for each $k \in \{0, \dots, 1/6\varepsilon - 2\}$ we define a group $\mathcal{B}_k := \{B_j | j \in \{1/\varepsilon + 6k/\varepsilon, \dots, 1/\varepsilon + 6(k + 1)/\varepsilon - 1\}\}$. Note that each group \mathcal{B}_k contains exactly $6/\varepsilon$ boxes and below B_{j^*} there are at most $1/\varepsilon$ boxes. By the pigeon hole principle, there is a value $k^* \in \{0, \dots, 1/6\varepsilon - 2\}$ such that the boxes in the group \mathcal{B}_{k^*} intersect with items of total weight of $O(\varepsilon)w(OPT'(P_H))$ where $w(OPT'(P_H))$ denotes the weight of the remaining items in $OPT'(P_H)$. Therefore, we drop all items that intersect a box in \mathcal{B}_{k^*} .

Consider all items $i \in OPT'(P_H) \cap I_{skew}$ that intersect at least one of the stripes in $\{S_0, \dots, S_{j^*-1}\}$ and that satisfy that $w(i) \leq w'(P_H)$. Due to Steinberg's algorithm [51] they fit into a box of height $3\varepsilon \cdot h(P_H)$ and width $w'(P_H)$. Therefore, all but $O(1/\varepsilon_{large} \cdot 1/\varepsilon)$ of them fit into $3/\varepsilon$ boxes in \mathcal{B}_{k^*} . We assign them to these boxes $3/\varepsilon$ boxes in \mathcal{B}_{k^*} .

In the weighted case, the total area of items i that intersect the boundary of a box in $\{B_0, \dots, B_{1/\varepsilon^2-1}\}$ or that are contained in one of the stripes in $\{S_0, \dots, S_{j^*-1}\}$ with $h(i) \leq \varepsilon^4 \cdot h(P_H)$ and $w(i) \leq \varepsilon_{small} \cdot w(P_H)$ is bounded by $\varepsilon \cdot h(P_H) \cdot w(P_H) + O(w(P_H)h(P_H)\varepsilon_{small}/\varepsilon^2) \leq O(\varepsilon) \cdot h(P_H) \cdot w'(P_H)$. Hence, we can pack them into the remaining boxes in \mathcal{B}_{k^*} like before using Steinberg's algorithm [51].

Now we define P'_H as the acute piece induced by e_1 , the bottom edge of B_{j^*} , and the respective part of the two monotone axis-parallel curves connecting $p_1 = (x_1, y_1)$ with $p_2 = (x_2, y_2)$ and the right boundary edge of P_H , respectively. Each remaining item $i \in OPT'(P_H)$ intersecting P'_H satisfies that $w(i) \geq w'(P_H)$. Therefore, we can stack these items on top of each other (using that $w'(P_H) > w(P_H)/2$).

We obtain that each remaining item from $OPT'(P_H)$ is assigned to a box in $\{B_{j^*}, \dots, B_{1/\varepsilon^2-1}\}$ or lies in P'_H . We define $OPT'_1(P_H)$ to be the former set of items and $OPT'_2(P_H)$ to be the latter set. Finally, we apply Lemma 10 to each box $B \in \{B_{j^*}, \dots, B_{1/\varepsilon^2-1}\}$ in order to partition B further and such that the items assigned to B are nicely packed inside B .

We do a symmetric procedure for P'_V , yielding a set of boxes \mathcal{B}_{ver} . Intuitively, we want to define L' as $P'_H \cup P'_V$. However, $P'_H \cup P'_V$ might not have exactly the shape of an **L**-compartment. Nevertheless, one can show that we can subdivide one of these polygons, say P'_H , along a horizontal line into two subpolygons $P'_{H,top}$, $P'_{H,bottom}$ (with $P'_{H,top}$ lying on the top of $P'_{H,bottom}$) such that

- we can place the items in $P'_{H,top}$ into another set of $O_\varepsilon(1)$ boxes \mathcal{B}'_{hor} that are non-overlapping with $\mathcal{B}_{hor} \cup \mathcal{B}_{ver}$ and
- $L' := P'_{H,bottom} \cup P'_V$ forms an **L**-compartment, see Figure 7f.

Then the items in L' are nicely placed inside L' . To each of the $O_\varepsilon(1)$ boxes $B \in \mathcal{B}_{hor} \cup \mathcal{B}'_{hor} \cup \mathcal{B}_{ver}$ we apply a standard routine that removes some of the items inside B and partitions B into smaller boxes, such that inside these smaller boxes the remaining items are nicely placed. It is easy to check that the resulting packing satisfy guillotine separability. ◀

C.1 Adding small rectangles

► **Lemma 30.** [28] *Consider a rectangular region R of size $a \times b$ where $a, b \leq N$. Now assume that R consists of only box compartments in which the skewed items are nicely packed. Now if we build a grid of width $\varepsilon'N = \frac{\varepsilon_{small}}{\varepsilon} \cdot N$ (as shown in Figure 11a) and delete any cell of the grid that overlaps with the compartment or intersects with one of the boundaries of R , then total area of the deleted (also called dead) grid cells is $\min\{(1-\varepsilon)a(R), a(OPT'_{com}) + (\varepsilon_{ra} + 2\varepsilon')a(R)\}$ where $a(OPT'_{com})$ denotes the total area of items in the compartments in R .*

Note that Lemma 30 is applicable when there are no large items. If now if we have a **L**-region L' consisting of $O_\varepsilon(1)$ box-compartments $\mathcal{B}(L)$ (for example in the packing mentioned in Lemma 9) then we can consider a dummy minimal rectangular region (see Figure 11b, the smaller rectangular region to the right of the **L**-compartment can be considered as a pseudo item in order to apply the above lemma) that can contain the **L**-region L' and apply Lemma 30 and we can get similar results.

We denote the cells which are not dead as free cells. Now take the knapsack consider those regions which don't contain **L**-compartment. Now find the regions which are guillotine separable and do not overlap with any compartment. Let us denote these regions as guillotine

free region. By appropriately choosing $\varepsilon, \varepsilon_{large}, \varepsilon_{small}, \varepsilon_{ra}$ (as shown in subsection C.2) we can ensure that the total area of guillotine free regions which don't have both the dimensions greater than or equal to $\varepsilon'N$ is at most $O(\varepsilon^2N^2)$. Also the total area of guillotine free region is greater than or equal to the total area of free cells.

► **Lemma 31.** *Consider an L- compartment C such that the items in it are nice packed and the length of any of its 6 edges is atmost N . Now we build a grid of width $(\varepsilon' + \varepsilon_{small})N$ in a dummy minimal rectangular region that can contain (see Figure 11b). We delete a cell if it overlaps with a rectangle or intersects with one of the 6 edges of C . Then the total area of deleted grid cells is at most $a(OPT'_C) + O(\varepsilon' \cdot N^2)$ where $a(OPT'_C)$ is the total area of items in C .*

Proof. Let us assume that the vertical part S_1 of C is top-left of horizontal part S_2 of C . Also assume the items in S_1 are placed in non-increasing order of height from left to right (similar analogy for vertical rectangles). Now consider the first column of grid cells from left. The area of dead cells in first column is at most $(\varepsilon' + \varepsilon_{small})N^2$. In the second column of grid cells from left if there are x grids cells which are dead then the length of all the long rectangles in the first column is at least $(x - 1) \cdot (\varepsilon' + \varepsilon_{small}) \cdot N$. So the area of dead cells in second column is at most area of rectangles in the first column plus $(\varepsilon' + \varepsilon_{small})^2N^2$. Adding up the area of all the dead cells in this manner and repeating the same for horizontal rectangles we get total area of deleted grid cells to be at most $a(OPT'_C) + O(\varepsilon' \cdot N^2)$. ◀



■ **Figure 11** (a): Grid made for a rectangular region (b): Grid for a L-region

A box is said to be ε' -large if both dimensions are greater than or equal to $\varepsilon'N$. Now we describe a procedure to obtain ε' large boxes (to pack the small rectangles) from the free cells in an L- compartment C . Note that these ε' large boxes when considered as pseudorectangles are guillotine separable. Consider the first column of grid cells from the left and assume that we have free cells in this column. Separate the horizontal rectangle, if any (using a horizontal guillotine cut), which overlaps with this first column. Now consider the rightmost vertical cut which passes through this column. The distance of this cut from the right-hand side of this column is at most $\varepsilon_{small}N$. So we obtain ε' large boxes in the first column which are guillotine separable. Continue the same process for other columns which overlap with the vertical part of the boundary-L. Free cells which are in the horizontal part at the end of this process are guillotine separable. Now the guillotine cuts which we used to separate out the ε' large boxes can be used to divide C into $O_{\varepsilon'}(1)$ guillotine separable box compartments in which the items are nice packed and possibly a L- compartment in which the items are nicely packed.

Now ε' -large boxes and guillotine free regions which were created have an area of at least $(\max\{N^2 - a(OPT_{comp}) - a(OPT_L) + \varepsilon a(OPT_{comp}), a(OPT_{small})\} - O(\varepsilon^2N^2))$. Here $a(OPT_{comp})$ denotes the total area of box compartments and $a(OPT_L)$ denotes the total

area of items in \mathbf{L} -compartments. So if $a(OPT_{small}) \geq \frac{\varepsilon N^2}{4}$ we can pack almost all the profitable small rectangles using NFDH in the guillotine separable ε' -large boxes created. If $a(OPT_{small}) < \frac{\varepsilon N^2}{4}$ and $N^2 - a(OPT_{comp}) - a(OPT_L) + \varepsilon a(OPT_{comp}) > \frac{\varepsilon N^2}{4}$, we can pack all the small rectangles as area of guillotine separable regions is more than $\frac{\varepsilon N^2}{4}$. Now if $a(OPT_{small}) < \frac{\varepsilon N^2}{4}$ and $N^2 - a(OPT_{comp}) - a(OPT_L) + \varepsilon a(OPT_{comp}) \leq \frac{\varepsilon N^2}{4}$, then we can remove some least profitable items from OPT_L (profit of such items is at most $O(\varepsilon)p(OPT)$ as $a(OPT_L) \geq N^2/2$ and number of \mathbf{L} -compartments is at most $O(1/\varepsilon_{large})$) and create enough space to pack all the items in OPT_{small} . This ensures a packing of profit $(1 - O(\varepsilon))p(OPT_{small})$ from small items. Lemma 30 is applicable when there are no large items and the constant number of items which we remove have a profit of at most $O(\varepsilon)p(OPT)$. So if these items are profitable then we can use the shifting argumentation of [28] and create a box compartment for each such item and repeat the entire process of adding small items in the remaining regions of knapsack which don't contain the box compartments which we created for the profitable items which can't be dropped. The analysis now is same as in the case of the cardinality case. The only difference is that N^2 will get replaced by N^2/c' where c' is a constant which depends only on ε_{large} and ε only. See section D for a brief overview of shifting argumentation.

C.2 Relationship between different constants

We set ε_{ra} to be ε^2 and $\varepsilon'_{ra} = \varepsilon_{ra}/2$. By choosing a big enough constant λ we set function $f(x)$ in the lemma 1 to be $\frac{x^{120+1/\varepsilon}}{2^{1/\varepsilon}(2K'(\varepsilon'^{\lambda 1/\varepsilon}_{ra}) + \frac{1}{\varepsilon'_{ra}})^2}$. Note that λ doesn't depend on ε'_{ra} or ε . Here $K'(x) = (\frac{2}{x^{10}} + (\frac{3}{x^2}(M(x))^2 2^{2M(x)\varepsilon'_{ra}} [\log_{1+\varepsilon'_{ra}}(1/x)])/\varepsilon^2)$ where $M(x) = \frac{1+2x}{x^2}$. Now we show that all our constraints are satisfied. By lemma 1 we get a pair $(\varepsilon_{small}, \varepsilon_{large})$ such that $\varepsilon_{small} \leq \frac{\varepsilon_{large}^{120+1/\varepsilon}}{2^{1/\varepsilon}(2K'(\varepsilon'^{\lambda 1/\varepsilon}_{ra}) + 1/\varepsilon'_{ra})^2}$. Let the total area of guillotine free regions with at least one of the dimensions less than $\varepsilon'N$ be $A_{<\varepsilon'}$. Then $A_{<\varepsilon'} < c \cdot (2/\varepsilon_{large})^{1/\varepsilon} \cdot (2K'(\delta) + 1/\varepsilon'_{ra})^2 \cdot \frac{1}{\varepsilon^{c_1}} \cdot \frac{1}{\varepsilon^{c_2}} \cdot \frac{\varepsilon_{small}}{\varepsilon} N^2 < \varepsilon^2 N^2$. Here $\delta > \varepsilon'^{\lambda 1/\varepsilon}$, c is a constant independent of ε and $c_1, c_2 \leq 10$. Loose upper bound for $A_{<\varepsilon'}$ is found by multiplying a multiple of total number of compartments by maximum area of guillotine free region which isn't ε' large.

D Shifting Argumentation

In the cardinality case, we can simply drop a $O_{\varepsilon, \varepsilon_{large}}(1)$ number of items and thereby obtain a packing of rest of the items OPT' s.t. $|OPT'| \leq (1 - O_{\varepsilon}(1))|OPT|$.

But if we are dealing with a weighted case then we can't drop the $O_{\varepsilon_{large}, \varepsilon}(1)$ items which we were dropping as it might contain a lot of profit. So instead we employ a shifting argumentation very similar to the one used in [30]. We define a pairwise disjoint set of items $K(t)$ where $0 \leq t < 1/\varepsilon$. Also for $0 \leq t < 1/\varepsilon$, let $\mathcal{K}(t) := \bigcup_{i=0}^t K(i)$. Note that we begin with iteration $t = 0$ and $K(0)$ is the set of items of $O_{\varepsilon_{large}, \varepsilon}(1)$ items which we dropped in the cardinality. If $p(K(0)) \leq \varepsilon \cdot p(OPT)$, then we stop and drop all items of $K(0)$ as the rest of items will have profit at least $(1 - \varepsilon)p(OPT)$. Otherwise, we perform the following procedure recursively. Assume that we are at the t^{th} iteration and we have computed $\mathcal{K}(t)$. Denote $G(t)$ as the non-uniform grid formed by extending the x, y coordinates of the items in $\mathcal{K}(t)$ (which we obtained from previous $t - 1$ iterations). Consider C_t to be the set of grid cells of $G(t)$. We classify items in the knapsack as small, large, horizontal, vertical as before depending on its intersection with the cells it overlaps. Let $OPT(C)$ denote the set of items

from OPT intersecting with grid cell C . This gives us the following partition of items inside cell C :

1. $OPT_{ver}(C) = \{i \mid \forall i \in C \text{ s.t. } h(i \cap C) > \varepsilon_{large} h(C) \text{ and } w(i \cap C) \leq \varepsilon_{small} w(C)\}$,
2. $OPT_{hor}(C) = \{i \mid \forall i \in C \text{ s.t. } h(i \cap C) \leq \varepsilon_{small} h(C) \text{ and } w(i \cap C) > \varepsilon_{large} w(C)\}$,
3. $OPT_{large}(C) = \{i \mid \forall i \in C \text{ s.t. } h(i \cap C) > \varepsilon_{large} h(C) \text{ and } w(i \cap C) > \varepsilon_{large} w(C)\}$,
4. $OPT_{small}(C) = \{i \mid \forall i \in C \text{ s.t. } h(i \cap C) \leq \varepsilon_{small} h(C) \text{ and } w(i \cap C) \leq \varepsilon_{small} w(C)\}$,
5. $OPT_{intermediate}(C) = \{i \mid \forall i \in C \text{ s.t. } h(i \cap C) \in (\varepsilon_{small} h(C), (\varepsilon_{large} h(C))] \text{ or } w(i \cap C) \in (\varepsilon_{small} w(C), (\varepsilon_{large} w(C))]\}$,
6. $OPT_{skew}(C) = OPT_{hor}(C) \cup OPT_{ver}(C)$.

Using Lemma 1, we can fix ε_{small} and ε_{large} according to our convenience ensuring that the profit of items classified as intermediate for any cell is at most $\varepsilon \cdot p(OPT)$ such that $\varepsilon \geq \varepsilon_{large} \geq f(\varepsilon_{small}) \geq \omega_\varepsilon(1)$, for some positive increasing function $f(\cdot)$. We add items from $OPT_{large}(C_t)$ (not contained in $\mathcal{K}(t)$) to $K(t+1)$ for all C not fully covered by any item in $\mathcal{K}(t)$. This adds a constant number of items to $K(t+1)$. For simplification, we can stretch this non-uniform grid to a uniform $N \times N$ grid where each cell is of same dimension. Clearly, we can map any decomposition done in this uniform grid back to original knapsack, mapping back any guillotine cuts in the uniform grid as well, thereby conserving guillotine separability of items. After this process, each item in $OPT_{skew}(C) \setminus \mathcal{K}(t)$ has its longer dimension (width for OPT_{hor} and height for OPT_{ver}) at least $\frac{\varepsilon_{large} N}{1+2|\mathcal{K}(t)|}$.

Now we start the process of partitioning the knapsack into $O_{\varepsilon_{large}, \varepsilon}(1)$ **L**- and **B**-compartments as mentioned in Section 3 by considering only skew items in the cells i.e. $OPT_{skew}(C_t) = \cup_{C \in C_t} OPT_{skew}(C)$ and the items in $\mathcal{K}(t)$. Next we show how to handle the items in $\mathcal{K}(t)$. If there is an item i' from $\mathcal{K}(t)$ which is in a **L**-compartment, then let's first separate the **L**-compartment using the pseudo guillotine cuts and then consider a guillotine cut such that you are left with a rectangular strip and a smaller **L**-compartment. If the guillotine cut was vertical (resp. horizontal) then the height (resp. width) of the rectangular strip must be equal to the height (resp. width) of the **L**-compartment. Recursively repeat this procedure until you find a rectangular strip S which contains the item i' . Merge the strips which were removed before the strip S into a single **L**-compartment and make S a box-compartment. Repeat this for every item of $\mathcal{K}(t)$ which is in a **L**-compartment and it will lead to additional $O_{\varepsilon_{large}, \varepsilon}(1)$ **L**- and **B**-compartments.

Next we show how to handle the items from $\mathcal{K}(t)$ packed in **B**-compartments created till now. W.l.o.g let i' be such an item in a horizontal **B**-compartment, say B_1 . Let the first stage cuts be horizontal. Consider the topmost cut below i' and the bottom most cut above i' (these cuts are allowed to coincide with the edges of the **B**-compartment B_1). Using these two cuts we divide the **B**-compartment into at most 3 **B**-compartments. Now consider the smaller **B**-compartment; say B_2 ; which contains i' . The first stage cuts in B_2 will be vertical and by using 2 vertical cuts. Consider the rightmost cut to the left of i' and the leftmost cut to the right of i' (these cuts are allowed to coincide with the edges of the **B**-compartment B_2). Using these two cuts we divide the **B**-compartment into at most 3 **B**-compartments. Now recursively perform the procedure described on the smaller **B**-compartment B_3 which contains i' until item i' becomes a container. See Figure 10(c) for more clarity. Note that there can be at most $O_{\varepsilon_{large}, \varepsilon}(1)$ number of stage cuts in B_1 and each stage cut we create 2 extra box compartments. Repeat this for every item of $\mathcal{K}(t)$ which is in a **B**-compartment and it will lead to additional **B**-compartments.

Now we can apply the same procedure which we applied during the cardinality case on the current set of **L**-compartments and **B**-compartments. If it is ensured that the $O_{\varepsilon_{large}, \varepsilon}(1)$

items which we will drop now is disjoint from $\mathcal{K}(t)$, then we consider these $O_{\varepsilon_{large}, \varepsilon}(1)$ items as $K(t+1)$ and proceed to the next iteration.

This way we repeatedly perform the same process for at most $1/\varepsilon$ iterations ensuring $\mathcal{K}(t)$ being untouchable set of items in t^{th} iteration as before. Now, we exploit the fact that sets $K(0), K(1), \dots, K(t)$ are pairwise disjoint and have constant number of items. Due to averaging argument, we can claim that there is a $t < 1/\varepsilon$ such that $p(K(t)) \leq \varepsilon \cdot p(OPT)$. Then we drop $K(t)$ and we have the required packing in the weighted case.

E One Sided Resource Augmentation

In this section we show that the proof techniques used in [28] for packing rectangles with resource augmentation maintain the guillotine separability of the rectangles. This is one of the key techniques which was used to prove Lemma 10. We will be using compartments and containers interchangeably for the rest of this paper.

► **Lemma 32.** (*Resource Augmentation Packing Lemma [28]*) *Let I' be a collection of rectangles that can be packed into a box of size $a \times b$, and $\varepsilon_{ra} > 0$ be a given constant. Here a denotes the height of the box and b denotes the width. Then there exists a nice packing of $I'' \subseteq I'$ inside a box of size $a \times (1 + \varepsilon_{ra})b$ (resp. $(1 + \varepsilon_{ra})a \times b$) such that:*

1. $p(I'') \geq (1 - O(\varepsilon_{ra}))p(I')$;
2. *the number of containers is $O_{\varepsilon_{ra}}(1)$ and their sizes belong to a set of cardinality $n^{O_{\varepsilon_{ra}}(1)}$ that can be computed in polynomial time;*
3. *the total area of the the containers is at most $a(I') + \varepsilon_{ra}ab$;*

In the following subsections, we show how to extend the above lemma using the same proof techniques and show at the end of each proof technique that the set of rectangles is still guillotine separable. For simplicity, we assume $a = 1$ and $b = 1$, and all widths and heights of rectangles are in $(0, 1]$.

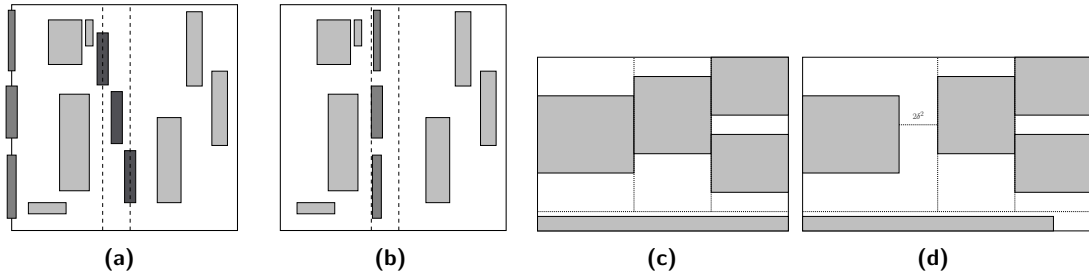
► **Lemma 33.** [28] *Let $\varepsilon > 0$ and let $f(\cdot)$ be any positive increasing function such that $f(x) < x$ for all x . Then, $\exists \delta, \mu \in \Omega_{\varepsilon}(1)$, with $f(\varepsilon) \geq \mu$ such that the total profit of all rectangles whose width or height lies in $(\mu, \delta]$ is at most $\varepsilon \cdot p(I')$.*

For now we use the value of ε required in this lemma as ε'_{ra} and later on define the function f that is being used. By choosing appropriate μ, δ we classify the rectangles for this section as follows

- short if $w \leq \mu$;
- narrow if $h \leq \mu$;
- wide if $w > \delta$;
- high if $h > \delta$;
- Vertical is the item which is short as well as high, i.e., $h > \delta$ and $w \leq \mu$;
- Horizontal is the item which is wide as well as narrow, i.e., $h \leq \mu$ and $w > \delta$.

E.1 Shifting Argument [28]

The procedure defined in this subsection is used as a tool at various steps of our proof of Resource Augmentation Lemma. Thus we define the processing and establish that it maintains guillotine property with losing no more than a small profit fraction as follows:



■ **Figure 12** Figure (a),(b) : Shifting - From original packing we remove a low profit subset of rectangles (dark gray). Then we make space for short-high rectangles that cross the left edge of the box (medium gray). Figure (c),(d) : Rounding - Strips which share boundary with vertical cuts are shifted by $2\delta^2$.

E.1.1 Process

Consider a box \mathcal{B} in a knapsack with width δ^2 consisting of vertical items only and leftmost edge intersecting some vertical items as shown in Figure 12a. Let us assume that the box as a pseudoitem is guillotine separable if we remove the vertical items intersecting the leftmost edge of \mathcal{B} . Also assume that the items in the box are guillotine separable. Divide the box in vertical strips of width μ . Using averaging argument, there must exist a strip S where the weight of items which overlaps with it is at most $2\mu p(\mathcal{B}) \leq \varepsilon'_{ra} p(\mathcal{B})$, where $p(\mathcal{B})$ denotes the total profit inside the box \mathcal{B} . Now remove this low profit strip and place the items intersected by the leftmost edge of the box in the space created by the strip on top of one another.

E.1.2 Guillotine Separability

Since we delete all the rectangles lying either partially or completely on the strip S in the box \mathcal{B} , there is no rectangle which intercepts the cuts along the boundary of strip S . Thus the strip S can be guillotine separated from the rest of the box. Given that the box \mathcal{B} is already guillotine separable, it follows that the process of shifting maintains the guillotine structure.

E.2 Rounding wide rectangles

We describe a procedure for rounding width and coordinates of wide items to the nearest integral multiples of δ^2 in this subsection. In the subsequent subsection E.3 we describe the procedure for packing vertical items as done in [28] thereby maintaining the guillotine property in the processing. We thus will be proving the following lemma:

▶ **Lemma 34.** *Let I' be the set of guillotine separable items that can be packed into a 1×1 box. Then there exists a guillotine separable packing of a profitable subset $I^+ \subset I'$ with profit of I^+ is at least $(1 - O(\varepsilon'_{ra})) \cdot p(I')$ in a $1 \times (1 + 2\delta)$ box such that:*

- *Every wide item in I^+ has width rounded up to the nearest multiple of δ^2 and is shifted such that its leftmost coordinate is also an integral multiple of δ^2 .*
- *Every box in B has width δ^2 and stores at least one vertical item packed in at most $1/\delta^7$ containers.*

We prove the second point of Lemma 34 in the next subsection E.3. For now we will be defining the processing done and prove the first point of the lemma.

E.2.1 Process

We start with optimal packing of rectangles belonging to I' . For now we remove the vertical rectangles in I' which will be repacked later.

Partition the wide rectangles into the groups $\{R_0, R_1, \dots, R_{k-1}\}$, where $k = \frac{1}{\delta}$. Let $g(R)$ denote the distance between the leftmost edge of the knapsack and the leftmost edge of R . Rectangles $R \in R_i$ have $\lfloor \frac{g(R)}{\delta} \rfloor = i$. Now we describe a procedure on how to round the wide rectangles to the nearest integer multiple of δ^2 and shift them horizontally so that the starting and ending coordinates are integral multiple of δ^2 . Now consider rectangles in group R_0 from top to bottom and let these be $\{R_{0_1}, R_{0_2}, \dots, R_{0_m}\}$ where R_{0_1} is the topmost and R_{0_m} is the bottom-most rectangle.

Consider the sequence of guillotine cuts to separate all the rectangles in the original knapsack. Let us denote the set of cuts used in the sequence of guillotine cuts by G_c . Now using the cuts in G_c we create some pseudoitems as follows. During some stage of our cutting sequence we are doing horizontal (resp. vertical) cuts in the subpiece P containing R_{0_1} then consider the topmost (resp. leftmost) cut below (resp. right of) R_{0_1} and divide the subpiece into 2 parts P_1 and P_2 such that P_1 contains R_{0_1} . Then make P_2 a pseudoitem. Create these pseudoitems and stop this process if we get a subpiece P' which has only R_{0_1} in it. Now consider the pseudoitem P_1 to the right of subpiece P' which shares a boundary vertically with subpiece P' . Similarly we define a set of pseudoitems $\{P_2, \dots, P_{k''}\}$ where $\forall i \in \{2, \dots, k\}$ and P_i is right of P_{i-1} and shares a boundary vertically with P_{i-1} . Note that $k'' \leq \frac{1}{\delta}$. Now shift these pseudoitems in the set $\{P_1, \dots, P_{k''}\}$ together to the right by $2\delta^2$ as done in Figure 12c and Figure 12d.

Now we show that for the rest of the rectangles in R_0 we can create a similar gap of $2\delta^2$ to the right of it such that there won't be any increase in the width of the $1 \times (1 + 2\delta^2)$ knapsack. Suppose we have created a space of $2\delta^2$ to the right of the rectangles $\{R_{0_1}, \dots, R_{0_{i-1}}\}$ such that the width of $1 \times (1 + 2\delta^2)$ knapsack has not increased. Consider the largest guillotine separable subpiece (using only the cuts in G_c to separate it) P'' in 1×1 knapsack which contains R_{0_i} and does not contain any rectangle from the set $\{R_{0_1}, \dots, R_{0_{i-1}}\}$. Now consider the P'' as a knapsack and do the same procedure of creating pseudoitems in P'' using the cuts of G_c and shifting pseudoitems to the right by $2\delta^2$ as we did for the original knapsack which contained R_{0_1} (Basically R_{0_i} takes the role of R_{0_1} in P''). If right edge of P'' touches the right edge of the original 1×1 knapsack, then we already have an extra space of $2\delta^2$ to the right in the $1 \times (1 + 2\delta^2)$ knapsack. Otherwise, let P''_1 be the largest guillotine separable subpiece (using only the cuts in G_c to separate it) in 1×1 knapsack which is of same width as that of P'' , is top of P'' and shares boundary with P'' . Let P''_2 be the largest guillotine separable subpiece such it is of same height as height of P'' and P''_1 combined, is right of P''_1 and shares boundary with both P'' and P''_1 . Then there is empty space of $2\delta^2$ to the right of P'' due to the similar shifting procedure (by creating pseudoitems using the cuts in G_c which includes P''_2 and shifting them to the right by $2\delta^2$) we did to create the space of $2\delta^2$ to the right of the rectangles in the set $\{R_{0_1}, \dots, R_{0_{i-1}}\} \cap P''_1$ for which we have to shift P''_2 to the right by $2\delta^2$ compulsorily. So we can create a space of $2\delta^2$ to the right of R_{0_i} without increasing the width of the original knapsack.

Now repeat the same procedure for the rest of the group of wide rectangles in the increasing order of the group numbers. Assuming that we have shifted items in $\{R_0, \dots, R_{i-1}\}$ we demonstrate now how to shift the items in R_i . Find all the maximal guillotine separable subpieces (using only the cuts in G_c to separate it) which contains rectangles from R_i and doesn't contain rectangles from the set $\{R_0, \dots, R_{i-1}\}$. Now considering each maximal subpiece as knapsack we can shift the items appropriately to its right by $2\delta^2$ in the same

way as we did for the items in R_0 for the original knapsack.

► Remark 6. When we shift the items in P'_i the groups $\{R_0, R_1, \dots, R_{i-1}\}$ remain unaffected.

► Remark 7. Rectangles in group R_i is shifted at most i times. So maximum number of times a rectangle is shifted is at most $1/\delta$ and hence the extra width required is $1/\delta \cdot 2\delta^2 = 2\delta$. So we can round the wide rectangles to the nearest integer multiple of δ^2 and shift them horizontally so that the starting and ending coordinates are integral multiples of δ^2 .

E.2.2 Guillotine Separability

Basic idea considers the fact that we create pseudoitems using the cuts in G_c . The shifting of these pseudoitems is done horizontally right. Shifting horizontally doesn't disturb the guillotine separability as the guillotine cuts are always along the boundary of pseudoitems in the larger $1 \times (1 + 2\delta)$ knapsack that is being created. Also when we create a space of $2\delta^2$ to the right for the rectangle, say R' , then the width of largest guillotine separable subpiece (using only the cuts in G_c to separate it) $P_{R'}$ containing R' in the original 1×1 knapsack increases by $2\delta^2$ in the larger $1 \times (1 + 2\delta)$ knapsack. So we can round and shift the rectangle R' so that the starting and ending coordinates are integral multiples of δ^2 without disturbing the guillotine property.

E.3 Containers for vertical rectangles [28]

Now we will describe the procedure for packing vertical items as done in [28] and thus establishing the safety of guillotine property in the processing. We will thus be establishing the proof of second point of lemma 34 thereby completing the proof.

E.3.1 Process

Draw vertical lines spaced equally by δ^2 . In each vertical strip consider the maximal region which doesn't contain or overlap with any wide rectangle. We define a box for each such region which consists of at least one vertical rectangle and denote such a set of boxes by B . Also consider $M := (1 + 2\delta)/\delta^2$. A vertical rectangle can overlap with at most 2 vertical boxes and by considering these rectangles to be part of right of the two boxes and by the shifting argument as explained in subsection E.1, we can have vertical boxes with no rectangle intersecting the boundary. By using the strip packing mentioned in [40], we repack vertical items in a vertical box into at most $1/\delta^7$ containers.

E.3.2 Guillotine Separability

The argument follows similarly as in subsection E.1. Consider each of these box as a pseudoitem. It can be separated by a sequence of guillotine cuts as there are no items intersecting the boundary after processing by shifting argument. So on a whole, the knapsack is still guillotine separable. The repacking of vertical items maintains guillotine property as mentioned in [40]. A pseudoitem can either be a single wide rectangle which is already guillotine separable or it can be strip packing of vertical rectangle which also follows guillotine property or it can be a set of items which follows guillotine property from original knapsack. Thus the new arrangement maintains guillotine separability property.

E.4 Packing wide rectangles into $O(1)$ containers

► **Lemma 35.** [28] *Given rectangles at the end of subsection E.3 and considering the vertical boxes as pseudoitem there exists a packing of wide rectangles with profit $(1 - O(\varepsilon'_{ra}))p(OPT)$ into $(K + 3/\delta^3)M2^M$ containers where $K \leq O_{\varepsilon'_{ra}, \delta}(1)$*

Intuitively the proof involves obtaining a fractional packing with $O(1)$ containers and then showing an existence of an integral packing with a profitable set of items.

E.4.1 Fractional Packing

We follow the same procedure of fractionally packing the items as done in [28]. Following the processing in section E.3, we obtain a set of guillotine separable items packed in boxes and a set of wide rectangles. Since the items inside the boxes are guillotine separable, we can consider a box as a single pseudoitem and process it along with wide rectangles. Let us denote the set of pseudoitems as B and the set of wide items as W . The algorithm Alg_{frac} takes in input a subset K of B and returns their fractional packing as follows. We have R_{slice} as the set $K \cup W$. Draw end-to-end horizontal lines along horizontal edges of all the items $I \in R_{slice}$ slicing the rest of the rectangles of knapsack. Each such end-to-end horizontal slice so formed is termed as a slice. We then define *configuration* as the set of intercepts of vertical edges of items with the horizontal line at the given y -coordinate. We slice the rectangles suitably to arrange stripe with the same configuration together. We then pack sliced rectangles into $M := (1 + 2\delta)/\delta^2$ number of containers. Each stripe can have at most 2^{M-1} configurations, which implies each stripe can contain at most $M2^{M-1}$ containers. Thus the total number of containers is at most $2 \times (|R_{slice}| + 1) \times M2^{M-1}$. Since $|W| \leq \frac{1}{\delta^2}$ which follows from subsection E.3, we get $|R_{slice}| \leq |K| + \frac{1}{\delta^2}$. Thus total number of containers can not exceed $(|K| + \frac{3}{\delta^3}) \times M2^M$.

► **Remark 8.** Guillotine Separability: While slicing and rearranging of rectangles during the fractional packing, the slided rectangles remain within the initial stripe created by extending the top and bottom edges of pseudoitems and some wide items and therefore vertical boxes as pseudoitems and some wide items which are never sliced are guillotine separable. Also the containers obtained at the end of this stage are guillotine separable as the container's height is equal to the height of the configuration [28] and no container is part of 2 different configurations.

E.4.2 Integral Packing

We follow a greedy recursive approach to convert the fraction packing obtained in section E.4.1 to an integral packing without losing much profit from optimal packing same as in [28]. The greedy algorithm Alg_G at each iteration proceeds as follows. Given a set of items obtained after fractional packing, pick items with same widths and try packing them in the same container. Either all items can be packed or single item can be left outside, we just discard the item, close our current container and start packing in the other containers. We now propose the recursive formulation for integral packing. Consider a set of items S_0 s.t. $S_0 = \phi$. Run Alg_{frac} on S_0 , followed by Alg_G on the output of fractional packing. Analyze the profit of set of items discarded, say S_1 , in greedy algorithm and it is clear that the number is bounded by the number of compartments. Thus the number of items S_1 i.e. $|S_1| \leq (|S_0| + \frac{3}{\delta^3}) \times M2^M$. Check if $p(S_1) \leq \varepsilon'_{ra} p(OPT)$. If yes we have our set $S = S_0$ and an integral packing with the set $S_0 \cup W \setminus S_1$. If not we recursively run Alg_{frac} on $S = S_0 \cup S_1$, followed by Alg_G on the output of fractional packing. Same as before. we consider the set of

discarded items as S_3 which is bounded by number of compartments $\leq (|S| + \frac{3}{\delta^3}) \times M2^M$. Proceeding recursively every set S_k is bounded by $|S_k| \leq (|S_0 + S_1 + S_2 + \dots + S_{k-2} + S_{k-1}| + \frac{3}{\delta^3}) \times M2^M$, which implies $|S_k| \leq (\frac{3}{\delta^3} M2^M \times M2^M)^k$. Thus k can at most be $\frac{1}{\varepsilon'_{ra}} - 1$. Therefore the number of containers is at most $|S_{\frac{1}{\varepsilon'_{ra}} - 1}| = O_{\varepsilon'_{ra}, \delta}(1)$. Thus we are packing subset I' of given set of items I in $O_{\varepsilon'_{ra}, \delta}(1)$ containers without losing no more than constant fraction of profit, i.e., $p(I') \leq \varepsilon'_{ra} p(I)$.

► Remark 9. Guillotine Separability: During integral packing, the rectangles of same width are packed on top of each other in the guillotine separable containers. So after the integral packing the rectangles are still guillotine separable.

E.5 Rounding down horizontal and vertical containers

► Lemma 36. [28] Let C be a horizontal (resp. vertical) container defined above, and let I_C be the set of rectangles packed in C . Then it is possible to pack a set $I'_C \subseteq I_C$ of profit at least $(1 - 3\varepsilon'_{ra})p(I_C)$ in a set of at most $\lceil \log_{1+\varepsilon'_{ra}}(1/\delta) \rceil / \varepsilon'^2_{ra}$ horizontal (resp. vertical) containers that can be packed inside C and such that their total area is at most $a(I_C)$.

We begin with processing horizontal rectangles first (similar proof holds for vertical rectangles). Define a group of horizontal rectangles I_1, I_2, \dots , in a single horizontal container C where the width of the widest rectangle I_j is bigger than the smallest one by a factor of $1 + \varepsilon'_{ra}$ and define container C_j for each such group. Then in each such new container C_j the operations done are either removing a set of low profit rectangles or making one container for a certain set of rectangles and shrinking the container with remaining rectangles.

► Remark 10. Guillotine Separability: Operations performed in the processing in this section involve deletion of items and shrinking of containers. It is trivial that deleting items doesn't disturb the guillotine property of the remaining set of items. All containers when considered as pseudorectangles can be separated by guillotine cuts. Shrinking of any such pseudo-rectangle doesn't disturb this guillotine structure. In fact guillotine separability inside such a pseudoitem isn't affected as shrinking of piece (shrinking along axis parallel directions doesn't affect the existing guillotine cuts inside it). Therefore the packing obtained after the whole processing follows guillotine separability.

E.6 Packing small rectangles

► Lemma 37. [28] In a $1 \times (1 + \varepsilon'_{ra})$ knapsack, there exists a packing of small rectangles into at most $O_{\varepsilon'_{ra}}(1)$ area containers such that the property (3) of Lemma 32 is satisfied.

We process the knapsack by creating a non-uniform grid by extending each side of the containers until they hit the boundary or the other containers. Plus a uniform grid is created by adding vertical and horizontal rectangles which are spaced by a distance of ε'_{ra} . Now cells which do not overlap with any other container are defined to be free cell. Then the small rectangles are packed into free cells with both dimensions at least $8\mu/\varepsilon'_{ra}$ and possibly an extra container C_S with height and width $\varepsilon'_{ra}/2$ using NFDH. Then items $R'_D \subseteq R_D$ in an area container D is taken and repacked into a container D' such that $p(R'_D) \geq (1 - 4\varepsilon'_{ra})p(R_D)$ and width of D' is $w(D)$ and height is $(1 - \varepsilon'_{ra})h(D)$. The previous procedure is not applied to C_S .

► Remark 11. Guillotine Separability: During construction only we get the sequence of guillotine cuts along the grid which separated out the containers individually. Since the grid is formed by extending the boundaries of the containers, we can claim that they form guillotine

cuts because containers so obtained from previous subsection were guillotine separable. Moreover the packing of small rectangles inside the grid cells can be isolated from same sequence of cuts. Since items within such a packing are packed using NFDH the arrangement is guillotine separable. Thus we conclude that the obtained arrangement follows guillotine property.

E.7 Rounding containers to a polynomial set of sizes

► **Definition 12.** For a set I of rectangles, we define $WIDTHS(I) = \{w_j | R_j \in I\}$ and $HEIGHTS(I) = \{h_j | R_j \in I\}$.

► **Definition 13.** Given a finite set P of real numbers and a fixed natural number k , we define the set $P^{(k)} = \{(p_1 + p_2 + \dots + p_l) + ip_{l+1} | p_j \in P \forall j, l \leq k, 0 \leq i \leq n, i \in I\}$.

► **Lemma 38.** [28] Let $\varepsilon > 0$, and let I be set of rectangles packed in a horizontal or vertical container C . Then for any $k \geq 1/\varepsilon$, there is a set $I' \subseteq I$ with profit $p(I') \geq (1 - \varepsilon)p(I)$ that can be packed in a container C' smaller than C such that $w(C) \in WIDTHS(I)^{(K)}$ and $h(C) \in HEIGHTS(I)^{(K)}$.

Proof. We prove the argument for vertical containers and the similar construction follows for horizontal case. The basic sketch revolves around linear grouping of items according to widths and further rounding to a given set of choices. Consider set of items R in the container in sorted order of widths. If $|R|$ is sufficiently small, i.e., $\leq \frac{1}{\varepsilon}$ then we already meet the condition $\sum_{r \in R} w_r \in WIDTHS(I)^{(K)}$. If not, we consider the set of items, say R' , with largest width from the set of sorted items such that $|R'| \leq \frac{1}{\varepsilon}$. Using averaging argument, there must exist an item $r \in R'$ such that $p(r) \leq \varepsilon p(R')$. We can safely discard r without losing no more than constant $O(\varepsilon)$ profit. Consider the set $R \setminus R'$, every item in the set has width almost $w(r)$, sum of widths of all items in $R \setminus \{r\}$ is at most $(n - \frac{1}{\varepsilon})w(r)$. Thus we can pack all the items in $R \setminus r$ in a new container. The sum of widths of items in the container is $w(R \setminus r) = w(R') + (\lceil \frac{w(R \setminus R')}{w(r)} \rceil)w(r) \leq w(R') + nw(r)$. Thus width of the new container belongs to the set $WIDTHS(R)^{(K)}$. The given choice of factor $(\lceil \frac{w(R \setminus R')}{w(r)} \rceil) \leq n$ implies that the width of new container formed is at most width of original container considered. ◀

► **Remark 14.** Guillotine Separability: Applying processing done in Lemma 38 to a vertical container maintains guillotine separability as items are stacked beside each other, i.e., items are packed side by side sharing at most one common vertical edge and can thus be separated by single stage vertical guillotine cuts. Similar argument follows for proving guillotine separability of horizontal containers. Thus Lemma 38 maintains guillotine separability.

► **Lemma 39.** [28] Let $\varepsilon > 0$, and let I be a set of rectangles that are assigned to an area container C . Then there exists a subset $I' \subseteq I$ with profit $p(I') \geq (1 - 3\varepsilon)p(I)$ and a container C' smaller C such that: $a(I') \leq a(C)$, $w(C') \in WIDTHS(I)^{(0)}$, $h(C') \in HEIGHTS(I)^{(0)}$, and each $R_j \in I'$ is $\frac{\varepsilon}{1-\varepsilon}$ -small for C' .

Proof. It follows from the initial assumption that items in any container C are ε -small for C , i.e., $\forall R \in I$ which are packed inside C $w(R) \leq \varepsilon w(C)$ and $h(R) \leq \varepsilon h(C)$. Thus $a(R) \leq \varepsilon^2 a(C)$. We first shrink the container C such that boundaries of C coincide with extreme edges of items in the set of packed items I . Let $w_{max}(I)$ and $h_{max}(I)$ be the maximum height and width of items in I , respectively. We further reduce the dimension of C by rounding off to maximum multiple of maximum item width (resp. height) less than the original dimension. The new container $C_{1-\varepsilon}$ formed is such that the $w(C_{1-\varepsilon}) = w_{max}(I)$

$\lfloor \frac{w(C)}{w_{max}(I)} \rfloor$ and $h(C_{1-\varepsilon}) = h_{max}(I) \lfloor \frac{h(C)}{h_{max}(I)} \rfloor$. We then follow a greedy approach to pack a subset $I' \subset I$ in container $C_{1-\varepsilon}$. Pack the item in order of non-increasing area-density (profit/area) using NFDH. Now we analyze the process followed above and prove the bounds. We get $a(C') = (1 - \varepsilon)^2 a(C) \geq a(C)$. Since we pack as many items as possible in the area and the area of each item in I is at most ε^2 , the area of items I' packed in C' is $a(I') \geq (1 - \varepsilon - \varepsilon^2)a(C)$. Thus we get $p(I') \geq (1 - 3\varepsilon)p(I)$. The items in I' are $\frac{\varepsilon}{1-\varepsilon}$ -small for the new container. Also by rounding the dimensions of container to integral multiple of maximum dimensions of items packed inside, we get $w(C') \in WIDTHS(I)^{(0)}$ and $h(C') \in HEIGHTS(I)^{(0)}$. This concludes the proof of lemma. ◀

► **Remark 15.** Guillotine Separability : All containers when considered as pseudo-rectangles can be separated by guillotine cuts. Shrinking of any such pseudo-rectangle doesn't disturb this guillotine structure. In fact, guillotine inside such a pseudoitem isn't affected as shrinking of piece (shrinking along axis parallel directions doesn't affect the existing guillotine cuts inside it). Since items within such a packing are packed using NFDH the arrangement is guillotine separable. Thus we conclude that the arrangement so obtained follows guillotine property.

By considering $\varepsilon = \varepsilon'_{ra}$ and applying Lemma 38 and Lemma 39 to all containers, we have completed the proof of Lemma 32 as $\frac{\varepsilon'_{ra}}{1-\varepsilon'_{ra}} \leq \varepsilon_{ra}$. Also we have proved that Lemma 32 can be extended to the case of guillotine separable rectangles.

F Tools

F.1 Generalized Assignment Problem

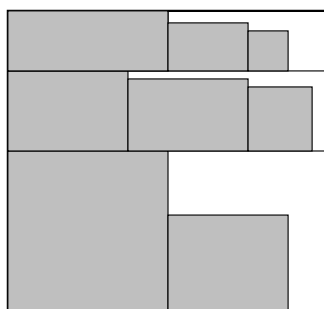
Maximum Generalized Assignment Problem (GAP) states as follows: Given m bins with capacities $C_j, \forall j \in [m]$, a set of n items is to be packed in bins with different sizes and profits for different bins. Thus each item $i \in [n]$ is given with an associated profit p_{ij} and size s_{ij} corresponding to bin $j, \forall j \in [m]$. The goal is to find a packing of a subset $I \subseteq [n]$ into the bins maximizing the total profit of items packed. In our case we will be using a specific variant when there is only constant number of bins, i.e., $m = O(1)$. We adapt the following lemma from [28] which gives a PTAS for the variant:

► **Lemma 40.** [28] *There is an algorithm for maximum generalized assignment problem with k bins that runs in time $O((\frac{1+\varepsilon}{\varepsilon})^k n^{k/\varepsilon^2+k+1})$ and returns a solution that has profit at least $(1 - 3\varepsilon)p(OPT)$, for any fixed $\varepsilon > 0$.*

F.2 NFDH

► **Lemma 41.** [NFDH [19]] *Given a $N \times N$ knapsack and set of small items I_{small} ($\forall i \in I_{small}, w(i) \leq \varepsilon N$ and $h(i) \leq \varepsilon N$), we can pack a subset of items $I' \subseteq I$ such that $a(I') \geq \min\{a(I), (1 - 2\varepsilon)N^2\}$ and the packing is 2-stage guillotine separable.*

Proof. For complete proof we refer the reader to [19]. We now prove that resulting packing from procedures in the proof forms a 2-stage guillotine separable packing. The processing in the proof packs items in horizontal strips each of width N . Further in each strip, items are packed side by side sharing vertical edge with the next item. This gives us a 2-stage packing, with first stage cuts separating horizontal strips from each other and items within second stage cuts separating items separating items in individual strips as shown in Figure 13. ◀



■ **Figure 13** 2 Stage Packing using NFDH