

# Digital Peter: Dataset, Competition and Handwriting Recognition Methods

Mark Potanin<sup>1,2</sup>, Denis Dimitrov<sup>1,3</sup>, Alex Shonenkov<sup>4,5</sup>, Vladimir Bataev<sup>6,7</sup>,  
Denis Karachev<sup>4,8</sup>, and Maxim Novopoltsev<sup>4</sup>

<sup>1</sup> Sber, Russian Federation, [potanin.m.st@sberbank.ru](mailto:potanin.m.st@sberbank.ru),  
[dimitrov.d.v@sberbank.ru](mailto:dimitrov.d.v@sberbank.ru)

<sup>2</sup> Moscow Institute of Physics and Technology, Russian Federation,  
[mark.potanin@phystech.edu](mailto:mark.potanin@phystech.edu)

<sup>3</sup> Lomonosov MSU, Russian Federation [denis.dimitrov@math.msu.ru](mailto:denis.dimitrov@math.msu.ru)

<sup>4</sup> OCRV, Russian Federation,

<sup>5</sup> Sirius University of Science and Technology, Russian Federation

<sup>6</sup> STC-innovations Ltd, Russian Federation

<sup>7</sup> University of London, United Kingdom

<sup>8</sup> Ural State University of Railway Transport

**Abstract.** This paper presents a new dataset of Peter the Great’s manuscripts and describes a segmentation procedure that converts initial images of documents into the lines. The new dataset may be useful for researchers to train handwriting text recognition models as a benchmark for comparing different models. It consists of 9 694 images and text files corresponding to lines in historical documents. The open machine learning competition Digital Peter was held based on the considered dataset. The baseline solution for this competition as well as more advanced methods on handwritten text recognition are described in the article. Full dataset and all code are publicly available.

**Keywords:** Handwriting text recognition · Historical dataset · Russian · Digital Peter

## 1 Introduction

The task of text recognition is an area in which deep learning has proven itself perfectly. There are quite a lot of datasets for training models and comparing them with each other (see Section 2 for more details). However, in the recognition of handwritten text, especially historical documents, things are much worse [18,32], since there are only a few open datasets and the quality of recognition is much lower (see comparison in Table 2).

In this paper, we present a new dataset consisting of the manuscripts of Peter the Great (we named this dataset as Peter) and a basic solution for their recognition using deep learning models. This dataset includes Peter’s handwritten materials covering the period from 1709 to 1713. It is a source of information about historical events during the time of Peter the Great, the first emperor of

the Russian Empire, who lived at the turn of the 17th and 18th centuries, and one of the most famous figures in Russian history. The publication of his letters and papers as a single set of sources has been going on since 1872. For many years tedious work was carried out to identify documents in Russian archives, libraries, and foreign collections. A significant part of the epistolary heritage of Peter the Great is still not introduced to the scientific community. In this regard, the problem of reading and transcribing a text written by his hand continues to remain relevant. Peter’s handwritten heritage is extensive and diverse: it includes both his handwritten letters, notes, drafts of decrees, statutes, and instructions (often with numerous corrections), and small additions and signatures under the clerk’s text. The manner and even the character set of Peter’s writings were unstable as they reflected major changes in the language that Peter had initiated himself. Essentially, he was one of the few people who made the entire country write the way he preferred to. We own the subsequent transition of cursive and print to a single-line order to him. Which doesn’t negate the fact that letters and acts written by his hand are evidence of a struggle between a rational spirit of transformation and an obsolete system – an archaic writing system in this case. The way those documents were written is contradictory, which makes deciphering them a big challenge.

Most of the digitized Peter the Great documents were not previously available to the public. To assess the complexity of decoding this dataset, a Digital Peter competition was held, which allowed us to choose the best solutions from more than 200 participants. The article provides metrics for the best model on the Peter, IAM and Bentham datasets. We have shown that the Peter dataset can be used as a benchmark for various handwriting recognition models.

The article also analyzes the work of models that have proven themselves in OCR tasks [26,46,29] for recognizing handwritten text on both historical and modern handwritten texts. Studies have shown a significant deterioration in the quality of the transition to handwritten text.

The remaining paper organizes as follows. In Section 2 the related works and methods of handwritten text recognition (HTR) are described. Section 3 introduces a new dataset Peter and depicts it in detail. In Section 4 we propose methods to solve the line segmentation and line recognition tasks. The key point why one may consider the new dataset as HTR benchmark is discussed. Next, Section 5 describes the competition. We propose also there some additional techniques which can significantly improve the recognition accuracy. Section 6 concludes the paper.

## 2 Related Works

### 2.1 Datasets

Bentham Collection is a dataset of manuscripts written by the philosopher Jeremy Bentham. He was an English philosopher, jurist, and social reformer (1748-1832). Dataset consists of images of works on law and moral philosophy.

Volunteers participating in the Transcribe Bentham initiative [13] made the transcription of this collection. They have transcribed more than 25 000 pages of Bentham’s writings.

The “Recognition and Enrichment of Archival Documents (READ)” project is a European project that started in 2016. READ’s goal is to use modern technologies such as neural networks to open wide access to archival documents. Many archives are involved in READ from different countries and languages. There were held some competitions that used this dataset. For example ICFHR2016 [38] and ICDAR2017 [39].

The IAM Handwriting Database [31] contains forms of handwritten English text. It can be used to train and test HTR models and to perform writer identification and verification experiments. It consists of 1 539 pages of scanned text from 657 different writers.

In paper [41] authors present HJDataset, a Large Dataset of Historical Japanese Documents. It contains more than 2 100 pages and over 250 000 layout element annotations. In addition to bounding boxes and masks of the content regions, it also includes the hierarchical structures and reading orders for layout elements.

Saint Gall [15] is another historical dataset. It contains of documents written in Latin (9th century). There are 60 pages and 1 410 lines.

As we know, there are no currently available datasets of Russian historical manuscripts. But there is an awesome dataset [33] of modern Russian and Kazakh language. This dataset is a collection of forms. The database consists of more than 1 400 filled forms. There are approximately 63 000 sentences, more than 715 699 symbols produced by about 200 different writers.

## 2.2 Methods

First handwritten text recognition models were based on HMM (Hidden Markov Models) [16] and SVM [35]. Multi-dimensional LSTM model and CTC loss [20] were used in [27]. Rosetta [10] uses ResNet as a feature extractor and linear layer with CTC loss as a char predictor. For sequence modeling recurrent layers in CRNN [42] and GRCNN [46] models were added. Attention can be used as a char sequence predictor in R2AM [26] and STAR-Net [29]. The last mentioned model contains thin-plate spline (TPS) transformation (it is a variant of the spatial transformation network [24]).

Finding areas of handwritten text is a task of document layout analysis. These models help to separate main text from background. Algorithms such as [37] and [14] use connected components extraction. Method [11] is based on Hidden Markov Models. CNN methods in [36] and [19] perform pixel-wise classification (between text and non text labels). More complex method is to formulate layout analysis as an instance segmentation task. This approach was presented in [34].

### 3 Data preparing

#### 3.1 Data collection

The working group was formed at the St. Petersburg Institute of History (N.P.Lihachov mansion) of the Russian Academy of Sciences [7]. It consists of specialists in the history of the Peter's era, as well as paleography and archeography. The data source for the project were manuscripts from the collections of the St. Petersburg Institute of History of the Russian Academy of Sciences and the Russian State Archive of Ancient Acts (hereinafter - RSAAA). The identification and selection of documents were carried out on the basis of materials from the last volumes of "Letters and Papers of Peter the Great", covering the period from 1709 to 1713. The main selection criterion was the presence in the document of a text written by Peter's hand (from two or three words to several pages). Federal Archival Agency of Russia [3] and RSAAA [6] provided huge help and support, providing the working group with digital copies of autographs.

#### 3.2 Segmentation

We prepared translation of handwriting texts of Peter. So on this stage of data collection we had two data sources:

1. Handwriting text images (Fig. 1). It's a collection of images in jpg format of letters, decrees and notes of Peter. These images have high resolution, about  $3\,300 \times 5\,400$  ( $W \times H$ ).
2. Text translation line by line. Each image from previous item has corresponding Microsoft Word file with translation.

Our handwriting text recognition model takes one line of text from image as input (Fig. 2). So we had to split each page into lines. It's a segmentation task. We did it manually with Computer Vision Annotation Tool (CVAT) [40]. In this software assessors segment text lines by polygons. But the problem is to map segmented line to corresponding translation from text document. So in CVAT annotation tool we assigned a label for each segmented line equal to the line number from text document (Fig. 1).

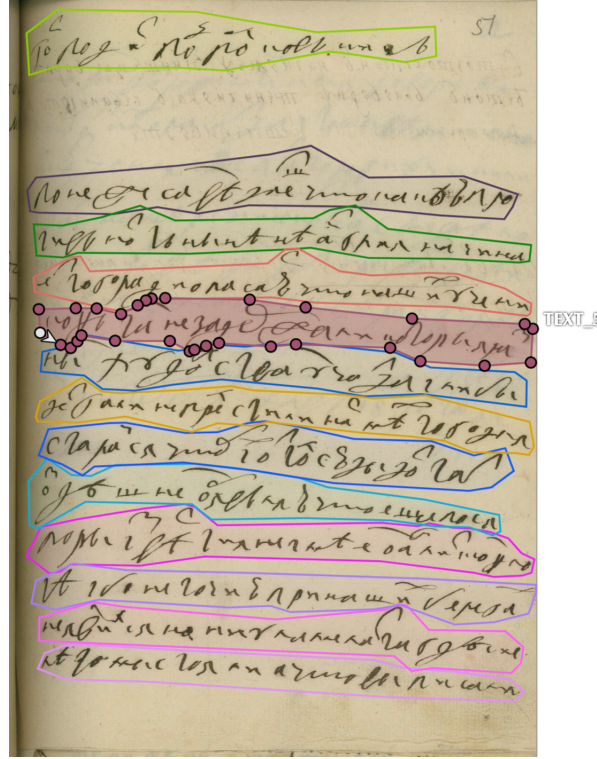
#### 3.3 Cut the lines

After segmentation we had original images, annotations in COCO [28] format and translated text. Annotation contains segmentation mask for each line in polygon format. This mask format has the form of list  $[x_1, y_1, x_2, y_2 \dots x_N, y_N]$ , where each pair  $(x_i, y_i)$  is the coordinate point of mask border. Also annotation contains information about bounding box for each mask. These coordinates are automatically received from edge points of segmentation mask.

To create the final dataset it is required to cut segmented lines from original image and map it to the corresponding lines in the translated text document. The pipeline is presented in Fig. 2. We cut the lines using the bounding



box coordinates from annotations. So, for example, we have bbox coordinates [330, 1294, 2886, 231] for some line. It is the bbox coordinates format named **xywh**.



**Fig. 1.** Example of line segmentation marking in CVAT for a single page of the manuscript by Peter the Great.

- x: Float value representing the X upper-left coordinate of the bounding box.
- y: Float value representing the Y upper-left coordinate of the bounding box.
- w: Float value representing the width of the bounding box.
- h: Float value representing the height of the bounding box.

We cut the rectangle from the original image with these coordinates. After that, we put a segmentation mask on this rectangle to get only the segmented line. Pixels outside the mask are set to 255, so we get the white background outside the segmented line. Then we get the label of the current line from annotations and map it to the line in translated text file. Finally we save a line (rectangle) as a jpg file and corresponding text as a txt file.

### 3.4 Rotation and Flipping

Peter the Great sometimes wrote in a vertical orientation. So line segmentation saves text orientation and most of the them are horizontal, but some are vertical. All orientations of lines in published dataset were left "as is".

These vertical lines may reduce the quality of the model. So our advice to researchers is to use some approaches related to rotation and flipping of images for getting normal orientation of text. You can rotate on 90 degrees all images with specific ratio of width and height. Or train a simple neural network.

### 3.5 Final dataset

Finally we have 9 694 pairs of image-text. Each pair consists of one image file and one text file. File names have the format *x-y-z.jpg*. Where *x* - is a document number, *y* - is a page number in the document *x*, *z* - is a line number in the page *y* of document *x*. Such a naming system was created to help researchers who use our dataset to reconstruct original texts. One can train NLP models to help decrease the HTR model error. Here is the link for the data [2].



**Fig. 2.** Data preparation pipeline.

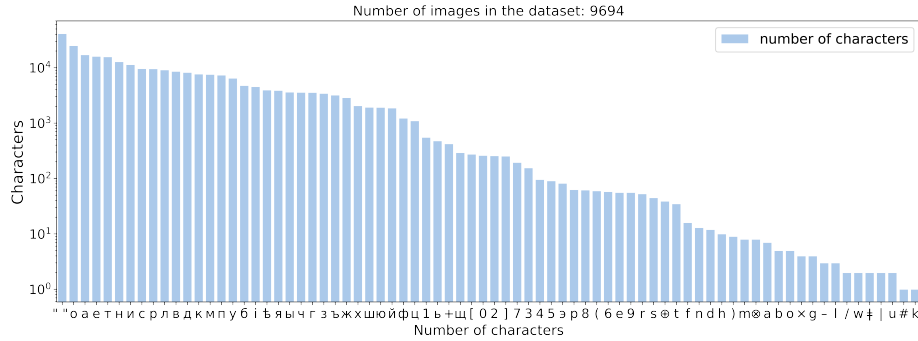
### 3.6 Dataset characteristics

The dataset consists of 9 694 images and text files. There are 265 788 symbols and approximately 50 998 words. Histogram of symbols in the dataset is shown in Fig. 3. The first symbol (" ") on horizontal axis is a blank symbol.

The dataset was splitted into three parts: 6 237 for training, 1 930 for validation and 1 527 for test.

## 4 Dataset exploration

There are two separate tasks which one can try to handle with the described dataset. The first one is **the line segmentation task**, where we should train the



**Fig. 3.** Histogram of characters in the dataset.

model to segment all lines in the page. The second one is **the line recognition task**, where we need to train the HTR model.

As a result a system for handwritten documents recognition can be built based on that two models. The pipeline of such a two-stage model is shown in Fig. 4.



**Fig. 4.** Text recognition system pipeline.

#### 4.1 Line segmentation task

To train a HTR model, researcher firstly has to obtain images of segmented lines. For example in this paper [45] authors perform binarization and projection profile analysis to find handwritten text areas. Usage of deep learning methods [9] looks more interesting.

In section 3.3 we mentioned the annotation creating process in CVAT. Therefore, in fact, we already have a dataset for the line segmentation model.

It should get a digitized historical document as input, and predict the masks of lines at the output. Then, with the help of these masks, we will extract small images of lines from the large image and feed it into our main model of text recognition.

Totally we had 662 pages with annotations. Data was split in the following way - 595 images is train set and 67 is test set. The Mask R-CNN R-101-FPN model [22] was used. It was trained for 9 000 iterations. The number of classes is only one that called "TEXT". This model has a metric Mask mAP = 96.7 (IoU=0.5).




Fig. 5. Segmentation model output.

#### 4.2 Line recognition task

We provide the baseline solution for that task. The architecture is used for text recognition (in baseline) is shown in Fig. 6. It inspired by paper [42]. Model has the following configuration  $C(64, 3, 3) - P(4, 2) - C(128, 3, 3) - P(4, 2) - C(256, 3, 3) - C(256, 3, 3) - P(4, 1) - C(512, 3, 3) - BN - C(512, 3, 3) - BN - P(4, 1) - C(512, 2, 2) - BiGRU(256) - BiGRU(256) - FC(S) - SoftMax$ . Here  $C(F, H, W)$  stands for convolution layer with kernel size  $H \times W$  and  $F$  is the number of filters.  $P(H, W)$  is a pooling layer, where  $H \times W$  is the window size and  $BN$  stands for batch norm.  $BiGRU(N)$  is a bidirectional  $GRU$  layer where  $N$  is the number of units.  $FC(S)$  is a fully connected layer where  $S$  stands for number of unique characters.

All input images have the size  $128 \times 1024 \times 3$ . After last  $GRU$  layer we have matrix of shape  $255 \times 512$ , where 512 is the feature vector length and 255 is a sequence of possible characters. After fully connected layer and softmax activation we have matrix of shape  $255 \times 61$ . This matrix contains probabilities over all possible characters for each position of a string. After training CRNN, we want the network to give us text on new images, that is, to get the most likely text from the CRNN matrix. The best path algorithm is used to solve this problem. It consists of the following two steps:

1. Calculates the best path by considering the symbol with the highest probability at each position.
2. Removes spaces and duplicate characters.

So, baseline model consists of seven CNN layers followed by two Bidirectional *GRU* layers and uses CTC loss [17].

To measure the quality of the HTR models we use the following metrics: **CER** (Character Error Rate, %), **WER** (Word Error Rate, %), **ACC** (String Accuracy, %). To be more precise,

$$\mathbf{CER} = \frac{\sum_{i=1}^n \text{dist}_c(pred_i, true_i)}{\sum_{i=1}^n \text{len}_c(true_i)}, \mathbf{WER} = \frac{\sum_{i=1}^n \text{dist}_w(pred_i, true_i)}{\sum_{i=1}^n \text{len}_w(true_i)}, \quad (1)$$

where  $\text{dist}_c$  and  $\text{dist}_w$  are the Levenshtein distances calculated in characters (including spaces) and words respectively,  $\text{len}_c$  and  $\text{len}_w$  are the length of the string in characters and words correspondingly.

$$\mathbf{ACC} = \frac{\sum_{i=1}^n [pred_i = true_i]}{n}. \quad (2)$$

In the formulas (1), (2),  $n$  is the size of the test sample,  $pred_i$  is the string of characters that the model recognized in the  $i$ -th image,  $true_i$  is the true translation of the  $i$ -th image made by the expert.

One can find metrics of that solution evaluated in test part of the dataset in Table 1.

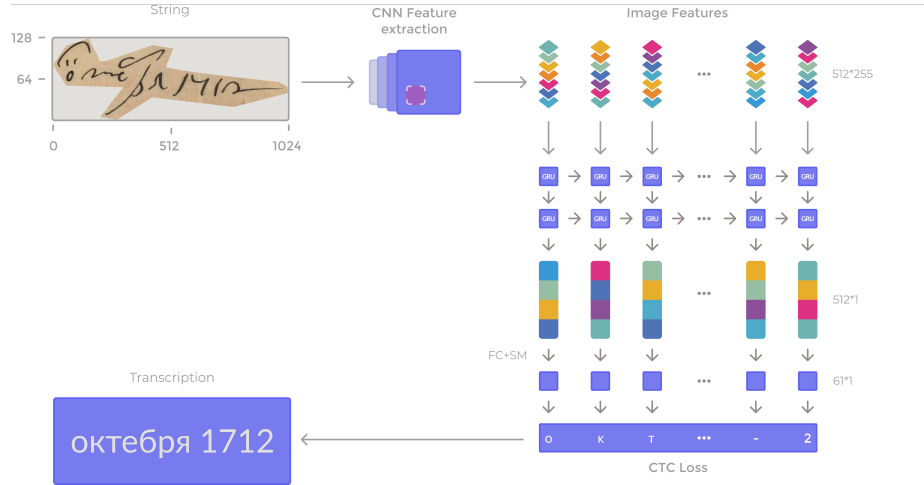
**Table 1.** Baseline metrics

Model	CER	WER	ACC
Baseline	10.5	44.4	21.7

### 4.3 The dataset as a benchmark

The handwritten text has several features – the characters can have a different appearance depending on the author, the position in the word, the quality of the paper, and significantly differ in writing, even for one person. In addition to the above, historical records may contain various defects – ink drops, paper defects. Another problem with historical documents is usually the small amount of data.

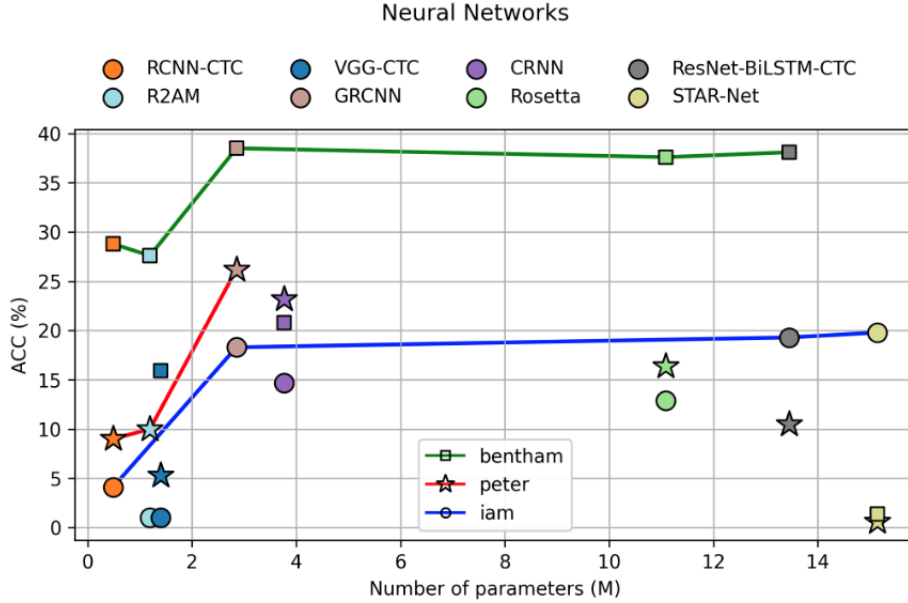
We ran well-proven OCR models on Peter’s dataset and compared them on the IAM and Bentham datasets. For running all experiments from Clova AI deep text recognition benchmark [8] AdamW was used as an optimizer (‘weight decay’ = 0.01) with OneCycleLR scheduler, starting learning rate from 0.1 down to  $10^{-5}$  with ‘anneal strategy’ = ‘cos’. All pictures were 1 024 pixels in width and 128 pixels in height. All networks were trained for 100 epochs. Github repository with all experiments based on mentioned handwritten datasets are available [4].

**Fig. 6.** Baseline model architecture.

The results obtained (see Table 2 and Fig. 7) show the need to use models that take into account the features of the handwritten text as well as the complexity of the new dataset for deep learning models compared to IAM and Bentham datasets.

**Table 2.** The best results of training different handwritten recognition models from Clova AI deep text recognition benchmark [8]

Model	Datasets								
	IAM			Peter			Bentham		
	CER	WER	ACC	CER	WER	ACC	CER	WER	ACC
VGG-CTC	18.4	53.1	1.0	19.3	83.1	5.3	8.5	30.2	15.9
RCNN-CTC	12.8	39.8	4.1	14.2	72.1	9.0	6.2	22.5	28.8
Rosetta [10]	8.4	28.0	12.9	9.6	56.1	16.4	4.4	17.5	37.6
CRNN [42]	7.9	24.9	14.7	8.8	44.4	23.2	8.2	26.9	20.8
GRCNN [46]	7.3	22.8	18.3	<b>7.7</b>	<b>40.5</b>	<b>26.2</b>	<b>4.2</b>	<b>16.1</b>	<b>38.5</b>
ResNet-BiLSTM-CTC	6.9	21.8	19.3	15.6	64.2	10.5	4.5	17.1	38.1
R2AM [26]	50.3	73.0	1.0	42.2	80.6	10.0	22.1	35.5	27.6
STAR-Net [29]	<b>6.6</b>	<b>21.1</b>	<b>19.8</b>	83.8	98.5	0.6	74.7	98.8	1.4



**Fig. 7.** String Accuracy versus number of parameters for some models, the curves demonstrate the most effective models for the selected datasets.

## 5 Competition

A large-scale data science competition was held based on the considered dataset. The task was prepared jointly with the Saint Petersburg Institute of History (N.P.Lihachov mansion) of Russian Academy of Sciences, Federal Archival Agency of Russia and Russian State Archive of Ancient Acts. Nearly 1000 teams take a part of that competition. Participants were invited to create an algorithm for line-by-line recognition of manuscripts written by Peter the Great.

The leaderboard takes into account the following recognition quality metrics: **CER**, **WER**, **ACC**. **CER** was a key metric used to sort the leaderboard. One can find private and public leaderboards as well as more detailed information about competition in [5].

After analyzing the best solutions proposed by the participants we also provide few advanced methods to demonstrate that some additional techniques can significantly improve the recognition accuracy.

### 5.1 Augmentations, Architecture Improvements and Optimization Process.

For the first time, instead of using images of fixed size, we preserve the aspect ratio of images, using the fixed height of 128 and variable length.

Also since the dataset is rather small, we added augmentations to improve model generalization. We used Albumentations [12] package, and found useful the following modifications:

- random image rotation by  $4^\circ$  clockwise or counterclockwise
- random change of width from 95% to 105%
- grid distorsion

We also made several modifications to the network architecture. We add Batch Normalization [23] before all layers and also after all activations in convolutional part of the network. The model has a left context of 19 and a right context of 23, so we add the corresponding number of vectors to all images by  $x$  axis using reflection padding. Also, we make the network have a subsampling factor of 4, so given input width  $w$  the output has a width of  $w/4$ . We also varied *GRU* cell size, and found that *GRU* with 368 hidden units performs slightly better than with 256.

We also found that SGD with momentum performs significantly better than Adam [25], as shown in Table 3. The best model with Adam optimizer was trained with exponential learning rate decay from  $10^{-3}$  to  $10^{-5}$  for 32 epochs. Training model with SGD optimizer was a bit more tricky. Since CTC loss is numerically unstable, especially during early epochs, starting with high learning rate is impossible, but starting with low learning rate leads to bad model quality. In such cases we found cyclical learning rate schedule [43] to be useful: for the first 4 epochs we increase linearly learning rate from  $10^{-6}$  to  $10^{-2}$ , and then decrease to  $10^{-6}$  again. Usage of this policy with Adam didn’t show good results, but significantly improved models optimized with SGD. All models were trained using weight decay of  $10^{-2}$ .

**Table 3.** Tuning Models

Model	GRU cell	Optimizer	CER	WER	ACC
CRNN	256	Adam	7.1	39.7	24.9
CRNN	368	Adam	6.6	37.2	29.0
CRNN	368	SGD	<b>5.7</b>	<b>33.1</b>	<b>33.1</b>

## 5.2 Beam Search Decoding with Language Model

For decoding we used beam search [1] with statistical n-gram language model (LM). Similar pipeline using word-level language models is widely used for speech recognition with CTC loss [21]. In this task simple closed-vocabulary decoding seemed to be useless: vocabulary, based on 93% of randomly selected training data, indicated more than 20% out-of-vocabulary (OOV) rate on other 7% of texts. Also, we were required to minimize character error rate, for which task



word-level language model is suboptimal, since decoding with word-level model optimizes WER. So, we used 6-gram character-level model with all possible characters (including space as separate character).

All models were built with SRILM [44] toolkit. We separated 7% of data for fine-tuning and selecting models, other 93% of data we used to construct the **Small** model.

The decoding itself finds sequence of characters  $c$  that maximizes the following objective [21]:

$$Q(c) = \log P(c|x) + \alpha \log P_{lm}(c) + \beta symbol\_count(c)$$

where  $\alpha$  is language model weight and  $\beta$  is symbol insertion penalty.

In most of our experiments we found that  $\alpha = 0.8$ ,  $\beta = 2.0$  work well, and handling more than 100 active hypotheses doesn't significantly improve results, but slows down the process. You can see the impact of decoding with the language model in Table 4.

**Table 4.** Decoding impact

Model	Optimizer	LM	CER	WER	ACC
CRNN, 368	Adam	-	6.6	37.2	29.0
CRNN, 368	Adam	Small	<b>4.2</b>	<b>22.6</b>	<b>47.3</b>
CRNN, 368	SGD	-	5.7	33.1	33.1
CRNN, 368	SGD	Small	<b>3.7</b>	<b>20.7</b>	<b>50.1</b>

To construct the final **Large** language model we interpolated the **Small** model, based on training texts, with the model, constructed from historical texts of the 17 century from GramEval 2020 [30] corpus. Decoding with the **Large** model further improves CER, as shown in Table 5.

**Table 5.** Final Models

Model	Optimizer	LM	CER	WER	ACC
CRNN, 368	SGD	-	5.7	33.1	33.1
CRNN, 368	SGD	Small	3.7	20.7	50.1
CRNN, 368	SGD	Large	<b>3.5</b>	<b>19.4</b>	<b>52.3</b>

## 6 Conclusion

In this paper, we present the handwritten dataset of Peter the Great manuscripts. It could be used for researches in handwriting text recognition and text line

segmentation. It consists of the text lines written by Peter’s hand. Almost all the words are outdated and are not used in the modern Russian language. An open machine learning competition Digital Peter was based on the considered dataset. Developed models showed impressive quality on text recognition task. As further work, we plan to collect more archival manuscripts not necessarily written by the hand of Peter the Great. Finally, we are going to develop software that will translate digitized archival documents.

## Acknowledgement

The authors would like to thank Russian Historical Society, Russian State Archive of Ancient Acts [6], Federal Archival Agency of Russia [3], Saint Petersburg Institute of History of Russian Academy of Sciences [7] and especially Tatiana Bazarova (head of the scientific historical archive and the source study group at [7]) and Maria Proskuryakova (senior researcher at [7]) for help with dataset collection.

## References

1. CTC beam search decoding for PyTorch. <https://github.com/parlance/ctcdecode>
2. Data and description. <https://github.com/MarkPotanin/DigitalPeter>
3. Federal Archival Agency of Russia. <http://archives.gov.ru/>
4. Link for comparison. <https://github.com/shonenkov/Digital-Peter-Model-Comparisons>
5. Link for competition. <https://ods.ai/tracks/aij2020/competitions/aij-petr>
6. Russian State Archive of Ancient Acts. <http://rgada.info/>
7. Saint Petersburg Institute of History (N.P.Lihachov mansion) of Russian Academy of Sciences. <http://www.spbiiran.nw.ru/>
8. Baek, J., Kim, G., Lee, J., Park, S., Han, D., Yun, S., Oh, S.J., Lee, H.: What is wrong with scene text recognition model comparisons? Dataset and model analysis. In: 2019 IEEE/CVF International Conference on Computer Vision (ICCV). pp. 4714–4722 (2019). <https://doi.org/10.1109/ICCV.2019.00481>
9. Barakat, B., Droby, A., Kassis, M., El-Sana, J.: Text line segmentation for challenging handwritten document images using fully convolutional network (2021)
10. Borisyuk, F., Gordo, A., Sivakumar, V.: Rosetta: Large scale system for text detection and recognition in images. In: Proceedings of the 24th ACM SIGKDD International Conference on Knowledge Discovery & Data Mining. pp. 71–79 (2018)
11. Bosch, V., Toselli, A.H., Vidal, E.: Statistical text line analysis in handwritten documents. In: 2012 International Conference on Frontiers in Handwriting Recognition. pp. 201–206 (2012). <https://doi.org/10.1109/ICFHR.2012.274>
12. Buslaev, A., Iglovikov, V.I., Khvedchenya, E., Parinov, A., Druzhinin, M., Kalinin, A.A.: Albumentations: fast and flexible image augmentations. *Information* **11**(2), 125 (2020)
13. Causer, T., Grint, K., Sichani, A.M., Terras, M.: ‘making such bargain’: Transcribe bentham and the quality and cost-effectiveness of crowdsourced transcription. *Digital Scholarship in the Humanities* **33**(3), 467–487 (2018)

14. Cohen, R., Dinstein, I., El-Sana, J., Kedem, K.: Using scale-space anisotropic smoothing for text line extraction in historical documents. In: Campilho, A., Kamel, M. (eds.) *Image Analysis and Recognition*. pp. 349–358. Springer International Publishing, Cham (2014)
15. Fischer, A., Frinken, V., Fornés, A., Bunke, H.: Transcription alignment of latin manuscripts using hidden markov models. In: *Proceedings of the 2011 Workshop on Historical Document Imaging and Processing*. pp. 29–36 (2011)
16. Gayathri, P., Ayyappan, S.: Off-line handwritten character recognition using hidden markov model. In: *2014 International Conference on Advances in Computing, Communications and Informatics (ICACCI)*. pp. 518–523 (2014). <https://doi.org/10.1109/ICACCI.2014.6968488>
17. Graves, A., Fernandez, S., Gomez, F., Schmidhuber, J.: Connectionist temporal classification : Labelling unsegmented sequence data with recurrent neural networks. In: *Proceedings of the 23rd international conference on Machine Learning*. pp. 369–376. ICML (2006)
18. Grüning, T., Labahn, R., Diem, M., Kleber, F., Fiel, S.: Read-bad: A new dataset and evaluation scheme for baseline detection in archival documents. In: *2018 13th IAPR International Workshop on Document Analysis Systems (DAS)*. pp. 351–356. IEEE (2018)
19. Grüning, T., Leifert, G., Strauß, T., Michael, J., Labahn, R.: A two-stage method for text line detection in historical documents. *International Journal on Document Analysis and Recognition (IJ DAR)* **22**(3), 285–302 (Jul 2019). <https://doi.org/10.1007/s10032-019-00332-1>, <http://dx.doi.org/10.1007/s10032-019-00332-1>
20. Hannun, A.: Sequence modeling with ctc. *Distill* (2017). <https://doi.org/10.23915/distill.00008>, <https://distill.pub/2017/ctc>
21. Hannun, A., Case, C., Casper, J., Catanzaro, B., Diamos, G., Elsen, E., Prenger, R., Satheesh, S., Sengupta, S., Coates, A., et al.: Deep speech: Scaling up end-to-end speech recognition. *arXiv preprint arXiv:1412.5567* (2014)
22. He, K., Gkioxari, G., Dollár, P., Girshick, R.: Mask r-cnn (2018)
23. Ioffe, S., Szegedy, C.: Batch normalization: Accelerating deep network training by reducing internal covariate shift. In: *Proceedings of the 32nd International Conference on International Conference on Machine Learning - Volume 37*. p. 448–456. ICML’15, JMLR.org (2015)
24. Jaderberg, M., Simonyan, K., Zisserman, A., Kavukcuoglu, K.: Spatial transformer networks. *arXiv preprint arXiv:1506.02025* (2015)
25. Kingma, D.P., Ba, J.: Adam: A method for stochastic optimization. *arXiv preprint arXiv:1412.6980* (2014)
26. Lee, C., Osindero, S.: Recursive recurrent nets with attention modeling for ocr in the wild. In: *2016 IEEE Conference on Computer Vision and Pattern Recognition (CVPR)*. pp. 2231–2239 (2016). <https://doi.org/10.1109/CVPR.2016.245>
27. Leifert, G., Labahn, R., Strauß, T.: Citlab argus for arabic handwriting. *arXiv preprint arXiv:1412.6061* (2014)
28. Lin, T.Y., Maire, M., Belongie, S., Hays, J., Perona, P., Ramanan, D., Dollár, P., Zitnick, C.L.: Microsoft coco: Common objects in context. In: *European conference on computer vision*. pp. 740–755. Springer (2014)
29. Liu, W., Chen, C., Wong, K.Y.K., Su, Z., Han, J.: Star-net: A spatial attention residue network for scene text recognition. In: *Proceedings of the British Machine Vision Conference (BMVC)*. pp. 43.1–43.13. BMVA Press (September 2016). <https://doi.org/10.5244/C.30.43>, <https://dx.doi.org/10.5244/C.30.43>

30. Lyashevskaya, O., Shavrina, T., Trofimov, I., Vlasova, N.: GramEval 2020 Shared Task: Russian Full Morphology and Dependency Parsing. In: Computational Linguistics and Intellectual Technologies: Papers from the Annual Conference “Dialogue”. vol. 20 (2020)
31. Marti, U.V., Bunke, H.: The iam-database: an english sentence database for off-line handwriting recognition. *International Journal on Document Analysis and Recognition* **5**(1), 39–46 (2002)
32. Murdock, M., Reid, S., Hamilton, B., Reese, J.: Icdar 2015 competition on text line detection in historical documents. In: 2015 13th International Conference on Document Analysis and Recognition (ICDAR). pp. 1171–1175. IEEE (2015)
33. Nurseitov, D., Bostanbekov, K., Kurmankhojayev, D., Alimova, A., Abdallah, A.: Hkr for handwritten kazakh & russian database (2020)
34. Prusty, A., Aitha, S., Trivedi, A., Sarvadevabhatla, R.K.: Indiscapes: Instance segmentation networks for layout parsing of historical indic manuscripts (2019)
35. Rajnoha, M., Burget, R., Dutta, M.K.: Offline handwritten text recognition using support vector machines. In: 2017 4th International Conference on Signal Processing and Integrated Networks (SPIN). pp. 132–136 (2017). <https://doi.org/10.1109/SPIN.2017.8049930>
36. Renton, G., Soullard, Y., Chatelain, C., Adam, S., Kermorvant, C., Paquet, T.: Fully convolutional network with dilated convolutions for handwritten text line segmentation. *International Journal on Document Analysis and Recognition (IJ-DAR)* **21**(3), 177–186 (2018)
37. Ryu, J., Koo, H.I., Cho, N.I.: Language-independent text-line extraction algorithm for handwritten documents. *IEEE Signal Processing Letters* **21**(9), 1115–1119 (2014). <https://doi.org/10.1109/LSP.2014.2325940>
38. Sanchez, J.A., Romero, V., Toselli, A.H., Vidal, E.: Icfhr2016 competition on handwritten text recognition on the read dataset. In: 2016 15th International Conference on Frontiers in Handwriting Recognition (ICFHR). pp. 630–635. IEEE (2016)
39. Sánchez, J.A., Romero, V., Toselli, A.H., Villegas, M., Vidal, E.: Icdar2017 competition on handwritten text recognition on the read dataset. In: 2017 14th IAPR International Conference on Document Analysis and Recognition (ICDAR). vol. 1, pp. 1383–1388. IEEE (2017)
40. Sekachev, B., et al.: opencv/cvat: v1.1.0 (Aug 2020). <https://doi.org/10.5281/zenodo.4009388>, <https://doi.org/10.5281/zenodo.4009388>
41. Shen, Z., Zhang, K., Dell, M.: A large dataset of historical japanese documents with complex layouts (2020)
42. Shi, B., Bai, X., Yao, C.: An end-to-end trainable neural network for image-based sequence recognition and its application to scene text recognition. *IEEE Transactions on Pattern Analysis and Machine Intelligence* **39**(11), 2298–2304 (2017). <https://doi.org/10.1109/TPAMI.2016.2646371>
43. Smith, L.N.: Cyclical learning rates for training neural networks. In: 2017 IEEE winter conference on applications of computer vision (WACV). pp. 464–472. IEEE (2017)
44. Stolcke, A.: Srlm-an extensible language modeling toolkit. In: Seventh international conference on spoken language processing (2002)
45. Surinta, O., et al.: A path planning for line segmentation of handwritten documents. In: 2014 14th International Conference on Frontiers in Handwriting Recognition. pp. 175–180. IEEE (2014)

46. Wang, J., Hu, X.: Gated recurrent neural network for ocr. In: 31st Conference on Neural Information Processing Systems (NIPS 2017), Long Beach, CA, USA (12 2017)