

Quick Learning Mechanism with Cross-Domain Adaptation for Intelligent Fault Diagnosis

Arun K. Sharma, *Student Member, IEEE* and Nishchal K. Verma, *Senior Member, IEEE*

Abstract—This paper presents a quick learning mechanism for intelligent fault diagnosis of rotating machines operating under changeable working conditions. Since real case machines in industries run under different operating conditions, the deep learning model trained for a laboratory case machine fails to perform well for the fault diagnosis using recorded data from real case machines. It poses the need of training a new diagnostic model for the fault diagnosis of the real case machine under every new working condition. Therefore, there is a need for a mechanism that can quickly transform the existing diagnostic model for machines operating under different conditions. We propose a quick learning method with Net2Net transformation followed by a fine-tuning method to cancel/minimize the maximum mean discrepancy of the new data to the previous one. This transformation enables us to create a new network with any architecture almost ready to be used for the new dataset. The effectiveness of the proposed fault diagnosis method has been demonstrated on the CWRU dataset, IMS bearing dataset, and Paderborn university dataset. We have shown that the diagnostic model trained for CWRU data at zero load can be used to quickly train another diagnostic model for the CWRU data at different loads and also for the IMS dataset. Using the dataset provided by Paderborn university, it has been validated that the diagnostic model trained on artificially damaged fault dataset can be used for quickly training another model for real damage dataset.

Impact Statement—Industrial rotating machines require continuous monitoring and analysis of the experimentation data. Since operating conditions of real case machines differ from the laboratory case machines. Therefore, the diagnostic model trained using recorded signals from laboratory case machines fails to perform well on the real case machines under the changeable conditions. Training of the deep learning-based diagnostic model for every new working condition of the real case machines is uneconomical and time-consuming. The quick learning mechanism proposed in this paper solves this problem by transforming the existing diagnostic model from laboratory case machines to real case machines running under any load conditions. This method enables us to quickly transform the deep learning model trained for a machine under one condition to another condition or for one machine to another. Therefore, the proposed methodology can be very useful for the real-time monitoring of the industrial machines operating under changeable operating conditions.

Index Terms—Intelligent Fault Diagnosis, Condition Based Maintenance, Transfer Learning, Domain Adaptation, Net2Net operation, Maximum Mean Discrepancy (MMD)

I. INTRODUCTION

THE continuous monitoring of real-time industrial systems requires quick analysis of the measurement data generated by the continuous processes. The diagnostic models trained for laboratory machines may not be suitable for the

industrial machines due to different operating conditions. Training a deep learning model for the analysis of every new set of data is impractical due to the time complexity of the model, [1]–[3]. Therefore, the analysis of a dataset from such processes requires an intelligent system that can retain the previously learned knowledge and utilize it to quickly learn the new task.

In recent years, the sensor data based approaches are being adopted to develop a real-time intelligent health monitoring system (also called condition-based maintenance (CBM) of machines) which can detect and notify anomaly/fault in the various component of the machine. It monitors specific changes in the machine signatures like vibration, acoustics, temperature, pressure, etc [4]–[7]. Vibration-based CBM has gained much attention due to its effectiveness and flexibility in assessing the machine health conditions using time domain and frequency domain methods of signal analysis, [6], [8]–[10]. But, these approaches become ineffective if there is a contamination of extraneous frequencies and there is a change in the dynamic behavior of the machine. The recent advancement in machine learning techniques overcomes these problems and is capable to learn highly non-linear and complex characteristics of a data pattern and diagnose the machine health condition [11]–[15].

For real-time industrial applications, there are two major challenges in the fault diagnosis of rotating machines: (i) availability of labeled dataset for all machines is not possible as some machine may not be allowed to run in a failure state which may cause catastrophic accidents or critical breakdown of the machine and (ii) Distribution of the dataset is changed due to change in the operating condition of the machine. Therefore, We need to re-train the diagnostic model for the new dataset which is a time-consuming and uneconomical process. This becomes impractical for many real-world applications. For such problems, knowledge transfer (also, called transfer learning) gives a promising solution, [16]–[19], where training is accelerated by transferring the previous knowledge for the new similar task.

LY Pratt in 1993, [16] formulated a discriminability-based transfer algorithm to introduce the concept of transfer learning. It uses previously learned knowledge to initialize the hyperparameter of the target model to reduce the time of training. In most of the approaches of the transfer learning [17], the pre-trained model on the source dataset is fine-tuned using a similar target dataset. If the distribution of the target data is different, fine-tuning the model requires a sufficient amount of labeled target data and a long training process to learn the new data pattern. For such cases, the transfer learning method fails to train the model using a small number of training samples

from the target domain [20]–[25].

S.J. Pan *et al.* [20] proposed a learning mechanism for shared subspace using transfer component analysis via minimizing maximum mean discrepancy (MMD) of the source and the target features representations. Long *et al.* [21] incorporated MMD into DNN to create a subspace learning framework: Adaptation Regularization Regularized Least Squares (ARRLS). Y. Ganin *et al.* [22] proposed a domain adversarial training of deep neural network which uses labeled source data and unlabeled target data. The resulting model is capable of feature representation indiscriminate for the shift between the two domains. W. Lu *et al.* [23] uses MMD term to model the loss due to change in probability distribution in a subspace and obtained a training law for DNN. Similarly, in [24] and [25], MMD minimization-based deep learning approaches have been proposed for cross-domain fault diagnosis using unlabeled data from the target machine. These methods of transferring knowledge are not useful if the change in the data pattern needs a deep learning model with different architecture.

G. wang *et al.*, [26] proposed a growing deep belief network that automatically develops its optimal architecture using the concept of knowledge transfer from the learned neurons to the newly added neuron nodes. This gives a promising solution to get an optimal network architecture for a specific application. But, it becomes difficult if there is a need to quickly change the architecture for the changeable working condition. T. Chen *et al.*, [27] has proposed Net2Net transformation to initialize a new (student) network from a previously trained (teacher) network based on the function preserving principle. The function preserving principle allows us to quickly change the architecture of the network without changing the function mapping. If the student network with new architecture has to be used with a new dataset of a different probability distribution, it requires a sufficient amount of data and a large number of iterations to learn the new data pattern. This, again, becomes a challenge to quickly learn the change in the data pattern during the continuous process of experimentation. Therefore, we propose a quick learning mechanism based on Net2Net transformation with a domain adaptation algorithm to quickly fine-tune the new network using a small number of samples from the target domain. The key contributions of this work are summarised as follow:

- 1) We have developed a quick learning mechanism that is capable to train a deep learning model of user-provided architecture needed for the fault diagnosis of rotating machines under a changeable working condition.
- 2) The proposed method uses the Net2Net transformation to initialize the new network using the knowledge from the dataset in the previous working condition. Then, it fine-tunes the new architecture considering classification loss as well as cancellation/minimization of MMD of the new data to the previous dataset.
- 3) The proposed approach of fault diagnosis enables us to quickly change the architecture of the network to adapt to the change in operating conditions of the machine without going for rigorous training again and again.

The rest of the paper is organized as follows: Section II

briefly describes the theoretical background of deep neural network (DNN) and transfer learning. Section III describes the development of quick learning system: the proposed approach. In section IV, effectiveness of the proposed fault diagnosis approach has been demonstrated on : (i) CWRU dataset, [28], (ii) IMS bearing dataset, [29], and Paderborn university dataset [30]. Finally, section V concludes the paper.

II. THEORETICAL BACKGROUND

A. Deep Neural Network

Deep neural network (DNN) is a multi-layer neural network capable of highly non-linear transformation called “feature hierarchy”. There exists a non-linear relation between adjacent layers depending on the types of activation function chosen to fit the data-set and the problem. The training of the network includes obtaining optimal weight to map the input-output dataset. The DNN discussed in this section is a multi-layered network called stacked auto-encoder (SAE) [31], which is trained by the method of greedy layer unsupervised learning using unlabeled data followed by fine-tuning using labeled data. The formation of SAE by stacking auto-encoders is depicted in Fig. 1.

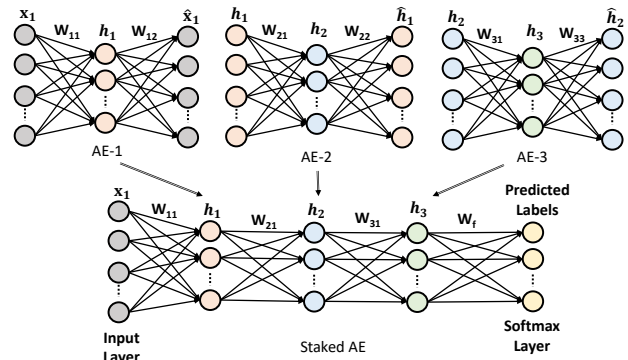


Fig. 1: Formation of stacked auto-encoder with three hidden layer

Learning Mechanism of Autoencoder: The autoencoder is trained to learn the identity approximation [31], of the unlabeled dataset, $h_{W,b}(X) \approx X$, where W denotes the weight matrix and b be the bias vector of the hidden layer of the autoencoder. For an unlabeled dataset, the cost function J for sparse autoencoder in term of weight W and bias b is defined as

$$J = \frac{1}{N} \sum_{i=1}^N \frac{1}{2} \|h_{W,b}(\mathbf{X}^i) - \mathbf{X}^i\|^2 + \frac{\lambda}{2} \sum_{i=1}^{d_l} \sum_{j=1}^{d_{l+1}} (W_{ji})^2 + \beta \sum_{j=1}^{d_l} KL(\rho/\hat{\rho}) \quad (1)$$

where, N be the number of training samples, \mathbf{X}^i be the input samples to l^{th} autoencoder, λ be the regularization parameter, d_l denotes the number of nodes in the l^{th} layer, ρ be the sparsity parameter, β be the weight penalizing deviation from ρ and $KL(\cdot)$ denotes the Kullback-Leibler divergence function. Sparsity is the mean of activation of a hidden layer

averaged over the training set and is enforced to be equal to a given sparsity parameter. Therefore, sparsity constraint ensures the desired sparsity of the generated feature representation(s) at the hidden layer. Regularization parameter [32] is used to ensure the appropriate fitting of the DNN hyper-parameters for the training dataset and avoid over-fitting or under-fitting for the testing using unseen data.

B. Domain Adaptation

Domain adaptation in transfer learning creates a self-taught system that learns the target data-mapping without the availability of labeled data or using the small number of a labeled dataset. Domain adaptation by minimizing maximum mean discrepancy has gained much popularity due to its capability of domain shift in the shared subspace.

1) *Maximum Mean Discrepancy (MMD)*: MMD gives the measure of non-parametric distance between mean of two distributions on reproducing kernel Hilbert space (RKHS) [33], [34]. For a universal RKHS, MMD asymptotically becomes zero if and only if the probability distribution of the two dataset are same. Let $x_i^s \in \mathbf{X}^s$ and $x_j^t \in \mathbf{X}^t$ be the i^{th} source data and the j^{th} target data in the source space χ^s and target space χ^t respectively, then the MMD of the two distribution in RKHS is defined as

$$\text{MMD}(\mathbf{X}^s, \mathbf{X}^t) = \left\| \frac{1}{n^s} \sum_{i=1}^{n^s} f(x_i^s) - \frac{1}{n^t} \sum_{j=1}^{n^t} f(x_j^t) \right\|_{\mathcal{H}} \quad (2)$$

where, $f(\cdot)$ denotes the kernel function $f: X, X \rightarrow \mathcal{H}$, \mathcal{H} be the universal RKHS, n^s and n^t be the number of samples in the source and the target datasets \mathbf{X}^s and \mathbf{X}^t respectively.

2) *Function Preserving Transformation*: A function $y = f(x; \psi)$ represented by an NN model can equivalently be represented by another NN model $g(x; \psi')$ if a new set of parameter ψ' is chosen such that

$$\forall x, f(x; \psi) = g(x; \psi') \quad (3)$$

where, x is the input dataset, y is the output class label, ψ and ψ' are the NN parameter vector. This concept allows us for two types of network transformations: Net2WiderNet and Net2DeeperNet.

3) *Net2WiderNet*: Net2WiderNet transformation is used to widen the network by adding nodes in any of the hidden layers of a network. We consider a simple example to elaborate on the idea of replacing the network with a wider network as shown in Fig.2.

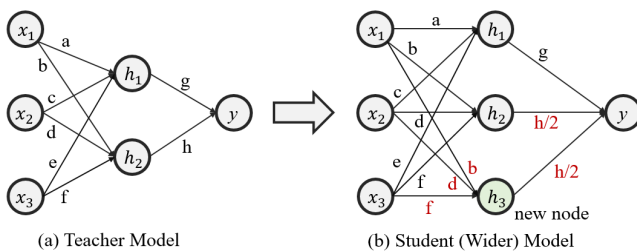


Fig. 2: Net2WiderNet transformation: h_3 be the new node

Let the network in Fig. 2(a) is trained on a given dataset and is treated as the teacher network to train a wider network, called student network in Fig. 2(b). The knowledge of the network in Fig. 2(a) is transferred to initialize the hyperparameters of the network in Fig. 2(b) such that it provides the same output for the same input data. This is called Net2WiderNet transformation. Random nodes are picked from the hidden layer and replicated as new nodes. Here, the weights of the h_2 node (b , d and f) are replicated as the connections to the new node h_3 . The outgoing weights are divided by 2 to compensate for the replication of h_2 .

The above idea can easily be generalised with a recursive function for more than one layer and to add more than one node in a layer. Let us assume that a trained network has n_2 number of nodes in the l^{th} layer and has to be widened to $n_2' (> n_2)$. To initialize the weight matrix in the new network, a random sampling function $\tilde{h}: \{1, 2, \dots, n_2'\} \rightarrow \{1, 2, \dots, n_2\}$ is defined for the repetition of nodes as.

$$\tilde{h}(j) \triangleq \begin{cases} j & j \leq n_2 \\ \text{random sample from } \{1, \dots, n_2\} & j > n_2 \end{cases} \quad (4)$$

where, j is the node index from 1 to n_2' in the new network. Once, random repetition of nodes are chosen, weights are assigned as demonstrated in Fig. 2.

4) *Net2DeeperNet*: Net2DeeperNet transformation allows us to factorize the original layer of a network into multiple layers, [27]. This enables us to replace a network with deeper network.

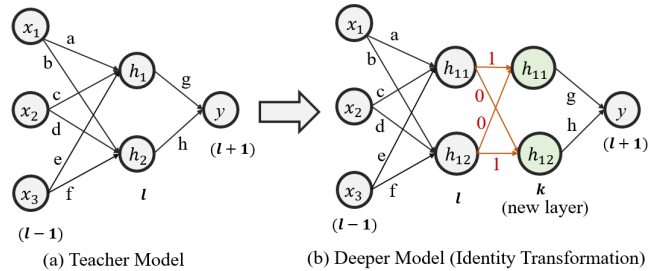


Fig. 3: Net2DeeperNet transformation: k^{th} be the new layer

In Fig. 3, deeper model is created by replacing the hidden layer l with two hidden layers l and k having same number of nodes. Let the output of the l^{th} layer be $v^{(l)} = \phi(v^{(l-1)T}W^{(l)})$ where, $\phi(\cdot)$ represents the mapping by the l^{th} layer and $W^{(l)}$ be the weight matrix in between $(l-1)^{th}$ and l^{th} layers. The new k^{th} layer is inserted such that its output is given by

$$v^{(k)} = \phi\left(W^{(k)T}\phi(v^{(l-1)T}W^{(l)})\right) \quad (5)$$

where $W^{(k)}$ is the weight matrix in between l^{th} and k^{th} layers and initialized to be identity matrix.

III. QUICK LEARNING MECHANISM: PROPOSED METHODOLOGY

We propose a network transformation method with a quick fine-tuning using the function preserving principle of the NN model and minimization of MMD from source to target dataset. First, a suitable model for the new dataset, called

student network is initialized by the knowledge contained in the teacher network [27]. Then, the network with new architecture is fine-tuned with stochastic gradient descent along with weight shifting to minimize the MMD of h-level output for the source and the target dataset. The process of the proposed method is depicted in Fig. 4. For the process shown in Fig. 4, $X^{(s)}$ denotes the source dataset, $X^{(t)}$ the target dataset, W_{te}, b_{te} denotes the weight and bias matrices of the teacher network and W_{stu}, b_{stu} of student network obtained using function preserving principle of the teacher network [27].

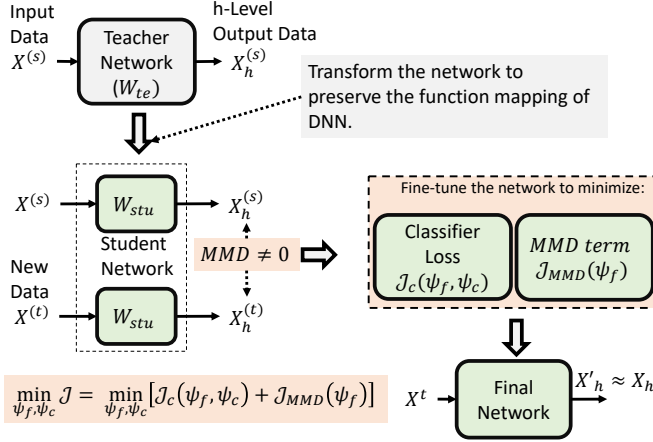


Fig. 4: Flowchart of the quick learning methodology

A. Network Transformation

The knowledge transfer using function preserving concept allows us to transform the network to a new larger architecture without losing the function mapping (as described in section II-B3 and II-B4). Let W_{te}, b_{te} be the weight and bias matrices of the teacher network. Using Net2Net transformation initial weight and bias W_{stu} and b_{stu} of student network are obtained then, the network weights are fine-tuned using the new (target) dataset by incorporating MMD term with the classifier loss.

B. Fine-tune with Domain Adaptation

The classification loss for the C class problem and the MMD term is defined using the h-level feature output of the new architecture for the source dataset and target dataset as follows.

$$\mathcal{J}_{MMD} = \sum_{i=1}^C \left\| \frac{1}{N_i^{(s)}} \sum_{p=1}^{N_i^{(s)}} f(x_{i,p}^{(s)}) - \frac{1}{N_i^{(t)}} \sum_{q=1}^{N_i^{(t)}} f(x_{i,q}^{(t)}) \right\|_{\mathcal{H}}^2 \quad (6)$$

$$\mathcal{J}_c = \frac{1}{N^{(s)}} \left[\sum_{p=1}^{N^s} \sum_{i=1}^C I[y_p = C] \log \frac{e^{(w_i^T f(x_p^s) + b_i)}}{\sum_{i=1}^C e^{(w_i^T f(x_p^s) + b_i)}} \right] \quad (7)$$

where, $f(x) = \Phi(Wx + b)$ is the h-level features representation of DNN, $N_i^{(s)}$ and $N_i^{(t)}$ are the number of samples in the i^{th} of the source dataset $X^{(s)}$ and the target dataset $X^{(t)}$ respectively. $N^{(s)}$ be the batch size of the source data, y_p be the source label and $[w_i, b_i]$ be the weight and bias connecting i^{th} node in the output (softmax) layer. Parameters

of the student network are optimized by minimizing the loss function (8).

$$\mathcal{J} = \mathcal{J}_c + \lambda \mathcal{J}_{MMD} \quad (8)$$

Let $\psi_f = [W_{stu}, b_{stu}]$ and $\psi_c = [W_c, b_c]$ are the parameters of the feature extractor (DNN) and classifier respectively, then the loss function can be minimized to obtain the optimal network parameters by solving (9).

$$\min_{\psi_f, \psi_c} \mathcal{J} = \min_{\psi_f, \psi_c} [\mathcal{J}_c(\psi_f, \psi_c) + \lambda \mathcal{J}_{MMD}(\psi_f)] \quad (9)$$

The cost function optimization objective stated in the equations (9) is achieved by Limited-Broyden-Fletcher-Goldfarb-Shanno (L-BFGS) [35] algorithm or optimal weights can be obtained using gradient descent as follows

$$\psi_f \leftarrow \psi_f - \eta \left[\frac{\partial \mathcal{J}_c(\psi_f, \psi_c)}{\partial \psi_f} + \lambda \frac{\partial \mathcal{J}_{MMD}(\psi_f)}{\partial \psi_f} \right] \quad (10)$$

$$\psi_c \leftarrow \psi_c - \eta \frac{\partial \mathcal{J}_c(\psi_f, \psi_c)}{\partial \psi_c} \quad (11)$$

where, η is the learning rate for the parameter update.

IV. RESULTS AND DISCUSSION

Effectiveness of the proposed framework of network transformation with domain adaptation has been demonstrated using Case Western Reserve University (CWRU fault diagnosis bearing data [28], Intelligent Maintenance Systems (IMS) bearing dataset [29] and Using Paderborn university dataset [30].

A. Dataset Description

1) *CWRU Bearing Data* [28]: The bearing dataset provided by CWRU was recorded on a ball bearing testing platform. Using electro-discharge machining, motor bearings were seeded with faults of fault diameters 7, 14, and 21 mils (1 mil = 0.001 inches) at the inner raceway, rolling element (i.e. ball), and outer raceway. The vibration data were recorded with motor loads of 0 to 3 HP and motor speeds of 1730 to 1797 RPM in four different cases: (i) *normal baseline data* (ii) *12k samples/sec drive end (DE) fault data*, (ii) *48k samples/sec drive end (DE) bearing fault data* and (iv) *Fan-End (FE) bearing fault data* (recorded at 12k samples/second). The vibration signal represents four different states of the machine: (i) healthy (Normal: N), (ii) inner race (IR), (iii) outer race (OR) and (iv) rolling element (ball: B).

2) *IMS Bearing Dataset* [29]: IMS bearing datasets [29] are provided by NSF/UCRC of Intelligent Maintenance System (IMS). It consists of three datasets recorded using high sensitivity quartz ICP accelerometers installed on four bearing housing (Bearing-1 to 4: two accelerometers at each bearing for dataset-1, one accelerometer at each bearing for datasets-2 and 3). Each dataset contains a vibration signal recorded for 1 sec. at the sampling rate of 20kHz. In the case of dataset-1, bearing-3 and bearing-4 get inner race defect and roller element defect respectively at the end of the test-to-failure experiment. Bearing-1 in dataset-2 and bearing-3 in dataset-3 get outer race defect at the end of the test-to-failure.

Algorithm 1 Algorithmic Steps for Quick Learning Mechanism: Proposed Methodology

- 1: **begin**
 - 2: **Inputs:** Teacher Network (W_{te} , b_{te}) and target datasets
 - 3: **for** $l \in$ layers to be replicated **do**
 - a) Add new layer k after layer l of size as that of l
 - b) Assign weight matrix to new layer $U^{(l)} = I_n$ (Identity matrix) to satisfy (5)
 - 4: **end for**
 - 5: **for** $l \in$ layers to be widened **do**
 - a) Let number of nodes in layers $l-1$, l and $l+1$ be n_{l-1} , n_l & n_{l+1} and number of nodes to be added = n .
 - b) Generate random samples $\tilde{h} \in [1, n_l]$ using equation (4)
 - c) Let r_j denotes the number of repetition of j^{th} node in random samples \tilde{h}
 - d) Let $W_{j,i}^{(l)}$ denotes the weight connecting i^{th} node in $(l-1)^{th}$ layer to j^{th} node in l^{th} layer
 - e) $W_{k,j}^{(l+1)}$ denotes the weight connecting j^{th} node in l^{th} layer to k^{th} node in $(l+1)^{th}$ layer
 - f) **for** $j \in [n_l + 1, n_l + n]$ **do**
 - for** $i \in [1, n_{l-1}]$ **do**

$$W_{j,i}^{(l)} = W_{\tilde{h}_j - n_l, i}^{(l)} \quad \& \quad b_j^{(l)} = b_{\tilde{h}_j - n_l}^{(l)}$$
 - end for**
 - for** $k \in [1, n_{l+1}]$ **do**

$$\text{Assign } W_{k,j}^{(l+1)} = W_{k, \tilde{h}_j - n_l}^{(l+1)} / r_j$$

$$\text{Update } W_{k, \tilde{h}_j - n_l}^{(k)} = W_{k, \tilde{h}_j - n_l}^{(l+1)} / r_j$$
 - end for**
 - g) **end for**
 - 6: **end for**
 - 7: Result: student network (weight matrix: W_{stu} , b_{stu}).
 - 8: Fine-tune the Network: Update the weight and bias using equations (10) and (11) to get the optima weight matrix.
 - 9: **end**
-

3) *Paderborn university dataset* [30]: The Paderborn university dataset is the best dataset for monitoring of bearing faults of electromagnetic rotating machines under wide variety of operating conditions. It contains recorded signals of 32 different bearing experiments categorised as:

- i) 6 experiments on healthy bearings.
- ii) 12 experiments on artificially damages bearings
- iii) 14 experiments on real damaged bearings by accelerated lifetime tests.

Dataset from each experiment have measurements of motor phase currents, vibration, speed, torque, bearing temperature and radial force. Each datasets contains 20 measurements of 4 seconds under four different settings of speed, torque and force. The four settings are (i) **L1: N09_M07_F10** (speed = 900rpm, torque = 0.7Nm & radial force = 1000N) (ii) **L2: N15_M01_F10** (speed = 1500rpm, torque = 0.1Nm & radial force = 1000N) (iii) **L3: N15_M07_F04** (speed =

1500rpm, torque = 0.7Nm & radial force = 400N) and (iv) **L4: N15_M07_F10** (speed = 1500rpm, torque = 0.7Nm & radial force = 1000N). There are two categories of faults inner race (IR) damage and outer race (OR) damage. Further more, each category of faults contains wide variety of damages (details can be found in [30]).

Table I: CWRU [28] AND IMS [29] DATASET DESCRIPTION

Class Name	Source (CWRU-DE)		Target-1 (CWRU-DE)		Target-2 (IMS Data)		Class Label
	Sample/Class	Load	Sample/Class	Load	Sample/Class	Load	
N	1210	0 hp	400	1, 2 & 3 hp	400	26.6 kN	0
IR	1210	0 hp	400	1, 2 & 3 hp	400	26.6 kN	1
B	1210	0 hp	400	1, 2 & 3 hp	400	26.6 kN	2
OR	1210	0 hp	400	1, 2 & 3 hp	400	26.6 kN	3

B. Pre-processing

The sensor data are usually contaminated with noises and not well structured which makes it unsuitable for the training of a network. Data preprocessing is required which involves filtering, clipping, smoothing and normalization to convert the dataset well structured. We have used the pre-processed data and re-scaled into $[0, 1]$ using min-max normalization before training the network.

$$\mathbf{x}_{\text{normalized}} = \frac{\mathbf{x} - \mathbf{x}_{\min}}{\mathbf{x}_{\max} - \mathbf{x}_{\min}} \quad (12)$$

where, \mathbf{x} is the un-normalized data, $\mathbf{x}_{\text{normalized}}$ is the normalized data, \mathbf{x}_{\min} and \mathbf{x}_{\max} are minimum and maximum values of the data. Now, the data is split into train & test datasets using five fold cross-validation sampling technique for better generalization of the model.

C. Segmentation and Evaluation Scheme

The recorded data files have the time-series signals and there are huge number of sample points in each class which may not be directly suitable for training the DNN. Therefore source and target datasets are prepared by segmenting the recorded samples with the size of a quarter (approx: 100 data points for CWRU and IMS and 400 data points for Paderborn university dataset) of the sampling period.

Effectiveness of the domain adaptation of the proposed algorithm is studied in two cases

- i) CWRU dataset + IMS dataset: Source dataset is created from *12k Hz Drive End (DE)* fault with *fault dia. = 7 mil & load = 0 hp*. The target-1 (T1) is prepared from the CWRU data on different load conditions The target-2 (T2) is prepared using IMS data. Details of the source and the target datasets are as provided in Table. I. The dataset represents four classes: Healthy/Normal (N), Inner race (IR), Ball (B) & Outer race (OR).
- ii) Paderborn university dataset: source dataset is created using artificially damaged fault dataset and target data (target-3 (T3) & target-4 (T4)) are selected from real damaged fault dataset as summarized in table II. Samples for both the target datasets (T3 & T4) are considered under four load settings L1, L2, L3, & L4. The dataset represents three classes: Healthy/Normal(N), Outer Race (OR) & Inner Race (IR).

Table II: PADERBORN UNIVERSITY DATASET [30] DESCRIPTION

Class Name	Source (Artificial Damage)		Target-3 (T3)			Target-4 (T4)			Class label
	Bearing name (Extent of damage = 1)	Sample/Class	Bearing name	Extent of damage	Sample/Class	Bearing name	Extent of damage	Sample/Class	
N	K001+K002	10000	K001	None	1500	K002	None	1500	0
OR	KA01+KA05	10000	KA04	1	1500	KA16	2	1500	0
IR	KI01+KI05	10000	KI16	3	1500	KI18	2	1500	0

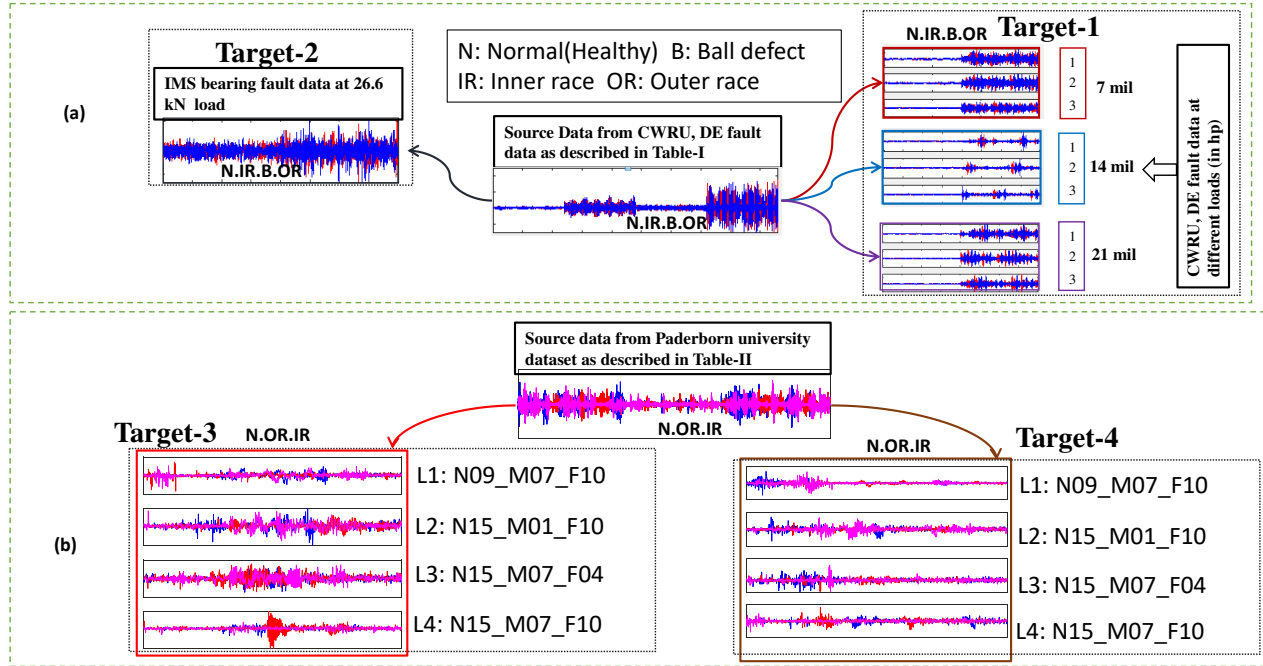


Fig. 5: Domain change from source to target for the two cases: (a) Source and target datasets as described in Table I and (b) Source and target data from Paderborn university dataset as described in Table II

Table III: ACCURACY ON CWRU DE FAULT DATASET AND IMS DATASET (SOURCE DATA: 0 HP, 7 MIL, DE FAULT)

Target	Fault Dia.	Motor Load	DNN [12]	DANN [22]	DTL		Net2Net	
					Without D.A. [18]	With D.A. [23]	Without D. A.	With D. A.
T1	DE 7 mil	1hp	92.6	99.7	93.2	93.5	95.3	99.7
		2hp	89.4	90.6	92.4	90.4	97.6	98.3
		3hp	90.2	98.1	91.1	89.6	90.4	99.3
	DE 14 mil	1hp	72.9	33.1	71.0	71.7	84.9	90.2
		2hp	71.6	20.9	65.2	67.9	90.9	97.9
		3hp	72.3	31.9	67.3	69.0	87.4	95.5
	DE 21 mil	1hp	89.3	79.4	83.6	85.2	93.4	97.2
		2hp	90.9	52.2	87.8	88.0	90.6	96.4
		3hp	85.5	77.2	90.8	87.4	90.1	97.7
T2	IMS Dataset	26.6kN	83.81	85.63	82.94	81.59	87.59	91.66

D. Training and Results

The teacher model (DNN with hidden layers: $70 \times 30 \times 20$) is trained on the source data. This model is used to initialize a deeper and wider network (new architecture: $70 \times 50 \times 30 \times 20$) using Net2Net transformation described in algorithm-1. The new network with softmax classifier is fine-tuned on small training data from target-1, 2, 3 & 4 as described in Table I & II and in Fig. 5. MMD term for reducing the discrepancy between the source and the target dataset is added to the DNN loss term during the fine-tuning to quickly train the new network on the new dataset. Classification accuracy on the test

data for the three target cases are presented in the Tables III and IV.

For the comparison purpose, deep neural network (DNN) [12], domain adversarial neural network (DANN) [22], deep transfer learning (DTL) without domain adaptation (D.A.) [18] and DTL with D.A. [23] are also trained using the same dataset. DNN (architecture: $70 \times 50 \times 30 \times 20$) is trained from scratch on the target datasets-1, 2 & 3. DANN is trained using labeled source data and the unlabeled target data [22]. DTL is pre-trained on unlabeled source data and fine-tuned on the target data based using the method in [18] and [23]. High level

Table IV: ACCURACY ON PADERBORN UNIVERSITY DATASET WITH DIFFERENT SPEED(N,M,F), LOAD AND RADIAL FORCE

Target	Setting	DNN [12]	DANN [22]	DTL		Net2Net	
				Without D.A. [18]	With D.A. [23]	Without D. A.	With D. A.
T3	L1	88.27	92.45	93.6	94.27	95.7	96.12
	L2	78.73	90.23	85.6	88.93	91.2	93.6
	L3	84	88.45	87.13	84.6	89.12	92.28
	L4	78.4	87.6	88.4	87.13	93.12	93.6
T4	L1	89.53	95.5	94	94.47	90.5	90.1
	L2	78.2	92.4	90.93	92	92.2	94.31
	L3	84.4	89.52	91.47	91	91.1	95.2
	L4	80.07	91	87.73	88.27	90.02	96.24

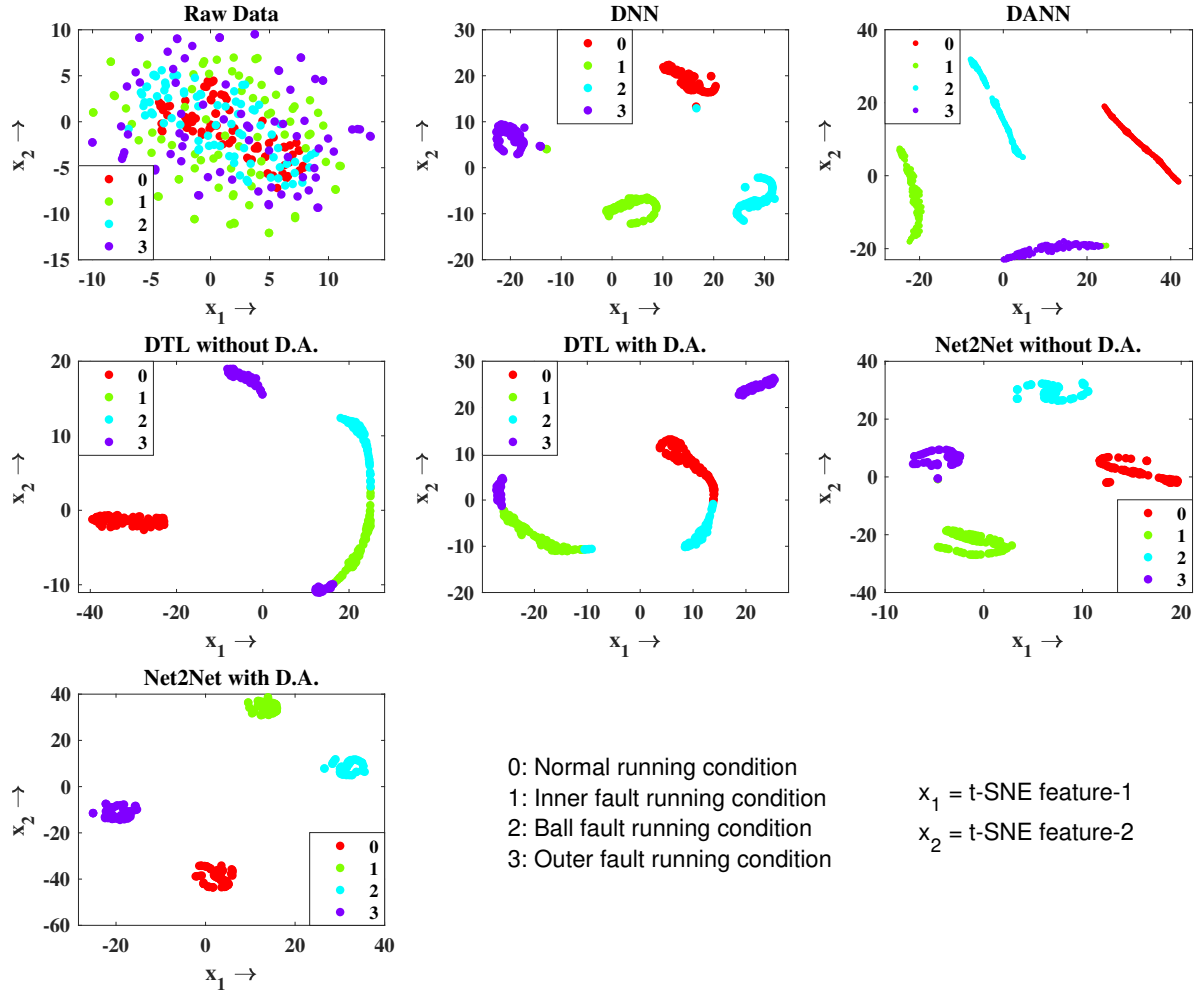


Fig. 6: Feature visualization for CWRU FE Fault Data (with 7 mil fault diameter and 1 hp motor load) using t-SNE.

feature output of the all deep learning algorithm is used to trained the softmax classifier (SC) and classification accuracies are presented in Tables III and IV. Average training time under same computational condition for the each algorithm has been compared in Table V.

E. Discussion

Tables III and IV present the comparison of classification accuracy of Net2Net algorithm with state-of-the-art methods.

Since the target datasets have a small number of training samples, state-of-the-art deep learning fails to perform to the par. Net2Net transformation allows us to transform the network as required by the new (target) datasets and the fine-tuning method to reduce the discrepancy in the MMD term facilitates the classifier to quickly adapt with the new distribution of the target dataset. Here, it can be noted that the proposed method does not reduce the complexity of the model rather than it reduces the training time to achieve the desired

Table V: AVERAGE TRAINING TIME (Sec.) ON THE SAME MACHINE UNDER IDENTICAL CONDITION

Target Data Name	DNN [12]	DANN [22]	DTL		Net2Net (Proposed)	
			Without D.A. [18]	With D.A. [23]	Without D. A.	With D. A.
Target-1	165.84	2476.26	238.6	206.8	90.4	55.0
Target-2	160.96	2490.4	278.1	260.9	80.2	61.8
Target-3	156.96	2490.4	278.1	260.9	80.2	61.8
Target-4	426.96	4490.4	978.1	960.9	215.2	191.8

performance.

Training the new DNN architecture from scratch takes too much time and does not perform well due to the low number of the training data. Similarly, DTL is pre-trained on the source dataset and fine-tuned using the small number of the target dataset. The performance of transfer learning is very poor due to the small number of training samples and the domain shift from source to target. Again, if DTL is fine-tuned with D.A. [23], it performs better. Accuracy results on the different datasets from three target cases show that Net2Net performs better than the state-of-the-art methods. Training time shown in Table V indicates the quick adaptation of the diagnostic model from zero load and 7 mil fault diameter to different load conditions and different fault diameter. Therefore, the proposed algorithm is very suitable for the analysis of experimental data in the changeable operating condition of the rotating machines in industrial applications.

V. CONCLUSIONS

In this paper, a quick learning methodology based on Net2Net transformation followed by a fine-tuning to minimize domain discrepancy has been proposed for intelligent fault diagnosis of rotating machines operating under changeable conditions. The knowledge of a trained model is used to initialize a new model that is almost ready to be used for the new case of the rotating machine. The new model is further fine-tuned to improve the classification accuracy with the softmax classifier. The proposed method is capable of training a diagnostic model needed for the quick analysis of the data generated during the continuous process of the industrial rotating machines. Since, for the application where the recorded data changes its statistical properties, training a new diagnostic model from scratch is impractical due to the time complexity of deep learning models. Therefore, the proposed method proves to be very useful for the health monitoring of the real case of the rotating machines operating under changeable conditions.

The proposed method of network transformation has a broad scope in the future for developing life long learning systems. This work can be extended to develop a network optimization algorithm that can be capable of adjusting its architecture depending upon the change in the operating conditions.

REFERENCES

- [1] M. Ge, Y. Xu, and R. Du, "An intelligent online monitoring and diagnostic system for manufacturing automation," *IEEE Transactions on Automation Science and Engineering*, vol. 5, no. 1, pp. 127–139, Jan 2008.
- [2] S. Yin, S. X. Ding, X. Xie, and H. Luo, "A review on basic data-driven approaches for industrial process monitoring," *IEEE Transactions on Industrial Electronics*, vol. 61, no. 11, pp. 6418–6428, 2014.
- [3] Y. Lei, *et al.*, "An intelligent fault diagnosis method using unsupervised feature learning towards mechanical big data," *IEEE Transactions on Industrial Electronics*, vol. 63, no. 5, pp. 3137–3147, 2016.
- [4] R. Zhang, Z. Peng, L. Wu, B. Yao, and Y. Guan, "Fault diagnosis from raw sensor data using deep neural networks considering temporal coherence," *Sensors*, vol. 17, no. 3, p. 549, 2017.
- [5] W. Fan, Q. Zhou, J. Li, and Z. Zhu, "A wavelet-based statistical approach for monitoring and diagnosis of compound faults with application to rolling bearings," *IEEE Transactions on Automation Science and Engineering*, vol. 15, no. 4, pp. 1563–1572, Oct 2018.
- [6] F. Immovilli, *et al.*, "Diagnosis of bearing faults in induction machines by vibration or current signals: A critical comparison," *IEEE Transactions on Industry Applications*, vol. 46, no. 4, pp. 1350–1359, 2010.
- [7] N. K. Verma, R. K. Sevakula, S. Dixit, and A. Salour, "Intelligent condition based monitoring using acoustic signals for air compressors," *IEEE Transactions on Reliability*, vol. 65, no. 1, pp. 291–309, March 2016.
- [8] O. Janssens, M. Loccuifer, and S. Van Hoecke, "Thermal imaging and vibration-based multisensor fault detection for rotating machinery," *IEEE Transactions on Industrial Informatics*, vol. 15, no. 1, pp. 434–444, Jan 2019.
- [9] G. Singh and S. A. K. S. Ahmed, "Vibration signal analysis using wavelet transform for isolation and identification of electrical faults in induction machine," *Electric Power Systems Research*, vol. 68, no. 2, pp. 119 – 136, 2004.
- [10] M. Z. Ali, *et al.*, "Machine learning-based fault diagnosis for single- and multi-faults in induction motors using measured stator currents and vibration signals," *IEEE Transactions on Industry Applications*, vol. 55, no. 3, pp. 2378–2391, 2019.
- [11] N. K. Verma, R. K. Sevakula, and R. Thirukovalluru, "Pattern analysis framework with graphical indices for condition-based monitoring," *IEEE Transactions on Reliability*, vol. 66, no. 4, pp. 1085–1100, Dec 2017.
- [12] Y. Qi, C. Shen, D. Wang, J. Shi, X. Jiang, and Z. Zhu, "Stacked sparse autoencoder-based deep network for fault diagnosis of rotating machinery," *IEEE Access*, vol. 5, pp. 15 066–15 079, 2017.
- [13] A. K. Sharma, V. Singh, N. K. Verma, and J. Liu, "Condition based monitoring of machine using mamdani fuzzy network," in *2018 Prognostics and System Health Management Conference (PHM-Chongqing)*, Oct 2018, pp. 1159–1163.
- [14] R. Zhao, R. Yan, Z. Chen, K. Mao, P. Wang, and R. X. Gao, "Deep learning and its applications to machine health monitoring," *Mechanical Systems and Signal Processing*, vol. 115, pp. 213 – 237, 2019.
- [15] Y. Lei, B. Yang, X. Jiang, F. Jia, N. Li, and A. K. Nandi, "Applications of machine learning to machine fault diagnosis: A review and roadmap," *Mechanical Systems and Signal Processing*, vol. 138, p. 106587, 2020. [Online]. Available: <https://www.sciencedirect.com/science/article/pii/S0888327019308088>
- [16] L. Y. Pratt, "Discriminability-based transfer between neural networks," in *Advances in Neural Information Processing Systems 5*, S. J. Hanson, J. D. Cowan, and C. L. Giles, Eds. Morgan-Kaufmann, 1993, pp. 204–211.
- [17] S. J. Pan and Q. Yang, "A survey on transfer learning," *IEEE Transactions on Knowledge and Data Engineering*, vol. 22, no. 10, pp. 1345–1359, Oct 2010.
- [18] L. Wen, L. Gao, and X. Li, "A new deep transfer learning based on sparse auto-encoder for fault diagnosis," *IEEE Transactions on Systems, Man, and Cybernetics: Systems*, vol. 49, no. 1, pp. 136–144, Jan 2019.
- [19] R. K. Sevakula, V. Singh, N. K. Verma, C. Kumar, and Y. Cui, "Transfer learning for molecular cancer classification using deep neural networks," *IEEE/ACM Transactions on Computational Biology and Bioinformatics*, pp. 1–1, 2018.

- [20] S. J. Pan, I. W. Tsang, J. T. Kwok, and Q. Yang, "Domain adaptation via transfer component analysis," *IEEE Transactions on Neural Networks*, vol. 22, no. 2, pp. 199–210, Feb 2011.
- [21] M. Long, J. Wang, G. Ding, S. J. Pan, and P. S. Yu, "Adaptation regularization: A general framework for transfer learning," *IEEE Transactions on Knowledge and Data Engineering*, vol. 26, no. 5, pp. 1076–1089, May 2014.
- [22] Y. Ganin, E. Ustinova, H. Ajakan, P. Germain, H. Larochelle, F. Laviolette, M. March, and V. Lempitsky, "Domain-adversarial training of neural networks," *Journal of Machine Learning Research*, vol. 17, no. 59, pp. 1–35, 2016.
- [23] W. Lu, B. Liang, Y. Cheng, D. Meng, J. Yang, and T. Zhang, "Deep model based domain adaptation for fault diagnosis," *IEEE Transactions on Industrial Electronics*, vol. 64, no. 3, pp. 2296–2305, March 2017.
- [24] X. Li, W. Zhang, and Q. Ding, "Cross-domain fault diagnosis of rolling element bearings using deep generative neural networks," *IEEE Transactions on Industrial Electronics*, vol. 66, no. 7, pp. 5525–5534, July 2019.
- [25] L. Guo, Y. Lei, S. Xing, T. Yan, and N. Li, "Deep convolutional transfer learning network: A new method for intelligent fault diagnosis of machines with unlabeled data," *IEEE Transactions on Industrial Electronics*, vol. 66, no. 9, pp. 7316–7325, Sep. 2019.
- [26] G. Wang, J. Qiao, J. Bi, W. Li, and M. Zhou, "Tl-gdbn: Growing deep belief network with transfer learning," *IEEE Transactions on Automation Science and Engineering*, vol. 16, no. 2, pp. 874–885, April 2019.
- [27] T. Chen, I. J. Goodfellow, and J. Shlens, "Net2net: Accelerating learning via knowledge transfer," *CoRR*, vol. abs/1511.05641, 2015.
- [28] W. A. Smith and R. B. Randall, "Rolling element bearing diagnostics using the Case Western Reserve University data: A benchmark study," *Mechanical Systems and Signal Processing*, vol. 64, pp. 100–131, 2015.
- [29] J. Lee, H. Qiu, G. Yu, and J. Lin, "Rexnord technical services (2007). 'bearing data set', IMS, University of Cincinnati. NASA Ames Prognostics Data Repository," 2009.
- [30] C. Lessmeier, J. Kuria Kimotho, D. Zimmer, and W. Sextro, "Condition monitoring of bearing damage in electromechanical drive systems by using motor current signals of electric motors: A benchmark data set for data-driven classification." European Conference of the Prognostics and Health Management Society, Bilbao (Spain), 2016. [Online]. Available: <http://mb.uni-paderborn.de/kat/datacenter>
- [31] Y. Bengio, P. Lamblin, D. Popovici, and H. Larochelle, "Greedy layer-wise training of deep networks," in *Advances in Neural Information Processing Systems 19*, B. Schölkopf, J. C. Platt, and T. Hoffman, Eds. MIT Press, 2007, pp. 153–160.
- [32] C. Wu, M. J. F. Gales, A. Ragni, P. Karanasou, and K. C. Sim, "Improving interpretability and regularization in deep learning," *IEEE/ACM Transactions on Audio, Speech, and Language Processing*, vol. 26, no. 2, pp. 256–265, Feb 2018.
- [33] Y. Chen, S. Song, S. Li, and C. Wu, "A graph embedding framework for maximum mean discrepancy-based domain adaptation algorithms," *IEEE Transactions on Image Processing*, vol. 29, pp. 199–213, 2020.
- [34] N. Aronszajn, "Theory of reproducing kernels," *Transactions of the American Mathematical Society*, vol. 68, no. 3, pp. 337–404, 1950.
- [35] J. Nocedal and S. J. Wright, *Large-Scale Unconstrained Optimization*. New York, NY: Springer New York, 2006, pp. 164–192.