

Constant Random Perturbations Provide Adversarial Robustness with Minimal Effect on Accuracy

Bronya Roni Chernyak¹ Bhiksha Raj² Tamir Hazan³ Joseph Keshet¹

Abstract

This paper proposes an attack-independent (non-adversarial training) technique for improving adversarial robustness of neural network models, with minimal loss of standard accuracy. We suggest creating a neighborhood around each training example, such that the label is kept constant for all inputs within that neighborhood. Unlike previous work that follows a similar principle, we apply this idea by *extending the training set* with multiple perturbations for each training example, drawn from within the neighborhood. These perturbations are model independent, and remain constant throughout the entire training process. We analyzed our method empirically on MNIST, SVHN, and CIFAR-10, under different attacks and conditions. Results suggest that the proposed approach improves standard accuracy over other defenses while having increased robustness compared to vanilla adversarial training.

1. Introduction

Deep neural networks are susceptible to *adversarial attacks* – the presentation of almost imperceptibly manipulated “adversarial” inputs that cause the system to misclassify them (Goodfellow et al., 2014; Moosavi DeZfooli et al., 2016; Kurakin et al., 2016; Papernot et al., 2017; Fawzi et al., 2018; Gilmer et al., 2019; Papernot et al., 2016b; Cisse et al., 2017). A variety of defense techniques have been proposed in the literature to address this problem. The most successful line of work is *adversarial training* (Szegedy et al., 2013; Goodfellow et al., 2014; Madry et al., 2018; Zhang et al., 2019; Carmon et al., 2019), which attempts to enhance the robustness of the network by including adversarial examples in the training data itself, with the implicit purpose of “teaching” the network not to be fooled by such data instances. Extensions attempt to further improve the

robustness through the additional use of pre-processing techniques, on top of the adversarial training (Xie et al., 2019; Yang et al., 2019; Hendrycks et al., 2019).

Conventional training views each training example as a *zero volume* element in the space where the output must be correctly predicted. While the continuity of the various activation functions in the network implicitly creates neighborhoods around each training example, such that if a given input falls within this neighborhood, it will be classified correctly (Xu & Mannor, 2012), this is not explicitly enforced. Moreover, this neighborhood, might be too small to be robust against adversarial examples.

Adversarial training explicitly expands the neighborhood around each training example in adversarially sensitive directions. Practically, this is done by selecting an *approximation* of the worst-case adversary: each training example is replaced with an adversarial one that lies within an ϵ neighborhood of the original input, under some ℓ_p norm. Since the adversarially-sensitive directions depend on the model parameters which are continually updated during training, the adversarially modified training instances themselves must be recomputed in each epoch of training. This approach achieves increased robustness, often at the cost of standard classification accuracy on non-adversarial data, which becomes more prominent as the input dimension grows (Zhang et al., 2019; Tsipras et al., 2018; Carmon et al., 2019).

In this paper, we take a different approach and consider each training instance to represent a ball in the input space centered at that instance, such that the label for the instance holds within the entire ball. The ball itself is fixed for each instance, and is not dependent on the model, which is trained to minimize the expected loss over the ball. We approximate this expectation over the ball, by sampling several points within it. This gives us *constant random perturbations* – a set of perturbations are sampled a priori for every training example from a chosen distribution of an ϵ -bounded domain. We extend the training set with these perturbed examples and keep them constant throughout the training process.

It must be noted that this method differs from conventional adversarial training in two ways: first, unlike adversarial training, the perturbations added to the training set depend

*Equal contribution ¹Bar-Ilan University, Israel ² Carnegie Mellon University, USA ³Israel Institute of Technology, Israel. Correspondence to: Bronya Roni Chernyak <chernroni@gmail.com>.

only the training instance and do not depend on the model or the adversary. Secondly, also unlike adversarial training where adversarial perturbations must be updated in each iteration of training, the perturbed samples we draw are drawn once and kept fixed during training.

We analyzed the proposed method empirically, under different conditions and under various attacks. We evaluate the standard classification accuracy and adversarial accuracy on MNIST, SVHN, and CIFAR-10. Our method depends on the specific set of perturbed samples added to the training set, and its performance may vary with the specific set of samples drawn. To account for this, for each experiment, we sampled five different perturbation sets and trained a different model. Each result is reported using the average and the standard deviation over the set of models. We also report the result of the best model. We show empirically that using constant perturbation increases robustness compared to standard training while having higher baseline classification accuracy than adversarial training. While practically we could sample only ten perturbations per training example, we show that the robustness could have been further improved using more perturbations.

Our contribution:

- Our approach is attack independent. Compared to previous work, we do not incorporate any adversarial attacks as a part of the training.
- Our method is easy to implement. We augment the training set once by adding additional perturbed examples. Other methods pre-process or manipulate the training data every epoch. Nonetheless, our method is computationally equivalent to the vanilla adversarial training, since the generation of a PGD attack for every example at each iteration is computationally the same as adding one perturbed input to the training set.
- Our method has higher classification accuracy than other defenses alongside a higher robustness compared to standard models, and Madry et al. (2018). We alleviate robustness by over 50% consistently throughout several datasets: MNIST, SVHN, and CIFAR-10.

In Section 2 we set the notation and formally state the problem. In Section 3 we present the idea behind adversarial defence and formulate our proposed method. In Section 4 we present an extensive empirical analysis of the proposed method. We evaluate the model’s robustness on MNIST and CIFAR-10 against various white-box and black-box adversarial attacks and explore how different settings influence the robustness and accuracy of the model. Related works are presented in Section 5. We conclude the paper in Section 6. The implementation of the method is available online¹.

2. Problem setting

We denote $\mathcal{X} \subseteq \mathbb{R}^d$ as the set of our input examples, which are represented as d -dimensional vectors, and we denote $\mathcal{Y} = \{1, \dots, M\}$ as the set of class labels. Let $f_\theta : \mathcal{X} \rightarrow \mathcal{Y}$ be a neural network with parameters θ , that takes an input from \mathcal{X} and predicts its associated label in \mathcal{Y} . During training the parameters θ are estimated by minimizing the surrogate loss function $\ell(x, y; \theta)$, where $x \in \mathcal{X}$ and $y \in \mathcal{Y}$, over a training set of M examples, $\mathcal{S} = \{(x_i, y_i), i = 1 \dots M\}$, as follows:

$$\theta^* = \arg \min_{\theta} \sum_{(x, y) \in \mathcal{S}} \ell(x, y; \theta), \quad (1)$$

where θ^* is the estimated parameters.

Given an input x with a label y , and a trained network f_θ with a fixed set of parameters θ , adversarial example $\tilde{x}_{adv} = x + \delta$ is generated by finding the perturbation δ that maximizes the loss as follows:

$$\delta = \arg \max_{\|\delta\|_p \leq \epsilon} \ell(x + \delta, y; \theta^*), \quad (2)$$

where ϵ represents the strength of the adversary measured using the p -norm. One possible solution to this optimization problem is done by taking the first order Taylor expansion with $p = \infty$. This is called the *fast gradient sign method* (FGSM) and was proposed by Goodfellow et al. (2014):

$$\tilde{x}_{adv}^{\text{FGSM}} = x + \epsilon \text{sign}(\nabla_x \ell(x + \delta, y; \theta^*)). \quad (3)$$

A more powerful attack (Madry et al., 2018) is called *projected gradient descent* (PGD) and it is performed by iteratively building an FGSM attack with a small step size α and projecting it back to the ϵ ball around x :

$$\tilde{x}_{adv}^{\text{PGD}} = \text{Proj}_{B_\epsilon^\infty(x)}(x + \alpha \text{sign}(\nabla_x \ell(x + \delta, y; \theta^*))), \quad (4)$$

where $B_\epsilon^\infty(x) = \{z \in \mathcal{X} : \|z - x\|_\infty \leq \epsilon\}$ is the ℓ_∞ ball of radius ϵ around x , and $\alpha < \epsilon$.

There exist many other methods such as DeepFool (Moosavi DeZfooli et al., 2016) that iteratively search for the minimal perturbation required to attack the classifier under ℓ_2 -norm; JSMA (Papernot et al., 2016a) that alters some of the pixels within the image; C&W (Carlini & Wagner, 2017) that iteratively tries to maximize a pre-selected loss; BIM (Kurakin et al., 2016) that performs PGD without the random starts; and MIM (Dong et al., 2018) that is similar to PGD, only instead of using the gradients alone it normalizes them and adds momentum to gradients from previous iterations. In this paper we are focused on FGSM and PGD, which are strictly bounded by ϵ .

¹[https://anonymous.4open.science/r/](https://anonymous.4open.science/r/0eb2084e-04ca-488d-92da-05076729a2de/)

3. Model robustness through a *ball* loss

Our goal is to represent each training example with a neighborhood in which the label is kept constant. We define the *ball* loss function $\bar{\ell}(x, y; \theta)$ for each training instance x as

$$\bar{\ell}(x, y; \theta) = \int_{B_\epsilon(0)} \ell(x + \delta, y; \theta) dq_\epsilon(\delta), \quad (5)$$

where $\ell(x, y; \theta)$ is the (point) loss computed at x , and $q_\epsilon(\delta)$ is a probability distribution function of the random variable δ . The above Lebesgue integral is generally infeasible to compute; however we do note that if $q_\epsilon(\delta)$ is viewed as the probability of δ , Eq. (5) becomes an expectation of the loss over the ball, *i.e.*

$$\bar{\ell}(x, y; \theta) = \mathbb{E}_{\delta \sim q_\epsilon} [\ell(x + \delta, y; \theta)]. \quad (6)$$

The estimates for the optimal network parameters θ^* are obtained as

$$\theta^* = \arg \min_{\theta} \sum_{(x, y) \in \mathcal{S}} \mathbb{E}_{\delta \sim q_\epsilon} [\ell(x + \delta, y; \theta)]. \quad (7)$$

Since the expectation $\mathbb{E}_{\delta \sim q_\epsilon} [\ell(x + \delta, y; \theta)]$ is infeasible to compute explicitly, we replace it with an empirical average, by drawing K samples from ball around it, according to the distribution $q_\epsilon(\delta)$.

Formally, for the training example (x, y) , we add a set of perturbed examples $(x + \delta_j, y)$, where $j \in \{1, \dots, K\}$, $\delta_i \sim q_\epsilon$, and q_ϵ is a probability distribution function of random variables bounded by ϵ . The network parameters are found by minimizing the average loss as follows:

$$\theta^* = \arg \min_{\theta} \sum_{(x, y) \in \mathcal{S}} \sum_{j=1}^K \ell(x + \delta_j, y; \theta), \quad (8)$$

where $\delta \sim q_\epsilon$, and $\delta \in [-\epsilon, \epsilon]^d$.

The samples $(x + \delta_j, y)$, $j = 1 \dots K$, are drawn only once for each training instance, at the outset. This is in contrast to other methods (e.g., [Cohen et al., 2019](#)), which perturb the inputs at every epoch. We refer to our approach as *constant perturbations* and to the process of perturbing each training example once at each epoch anew as *variable perturbations*.

In practice, we aggregate all generated training samples into a single set $\tilde{\mathcal{S}}$ of size KM , and simply redefine the optimization as

$$\theta^* = \arg \min_{\theta} \sum_{(x, y) \in \tilde{\mathcal{S}}} \ell(x, y; \theta), \quad (9)$$

Subsequent optimization treats the KM instances in the augmented set as independent training samples, and further training proceeds as usual.

4. Experimental results

In this section, we present our empirical evaluation of the proposed method. We provide analysis for MNIST, SVHN, and CIFAR-10 under different settings. We start by presenting the accuracy and the robustness of the model under different white-box and black-box attacks. Then, we analyze the effect of the distribution that perturbations are sampled from, and the effect the number of perturbations have on model accuracy and robustness. Next, we compare our method of sampling using *constant perturbations* against *variable perturbations* under different setups. We conclude this section by comparing our method to state-of-the-art methods that are based on adversarial training.

Since our approach is based on constant perturbations that are sampled once at the beginning of the training phase, we need to consider the randomness of the process. Therefore, we performed every experiment five times and reported the average standard accuracy, adversarial accuracy and standard deviation of these experiments. We also include the best calibrated model among the five in terms of robustness.

4.1. Robustness in a white-box and Black-box setting

We evaluate our model with different attacks on MNIST, SVHN, and CIFAR-10. We start by describing the architectures used for each of the datasets. These models and hyper-parameters are used in all of the following experiments we present, unless mentioned otherwise.

MNIST: We used LeNet ([LeCun et al., 1995](#)) with two convolutional layers. The first layer has 32 units with 5 filters and the second layer has 64 units with 5 filters. The convolutional layers are followed by ReLU and then by a 2×2 max-pool layer. The two final layers are fully-connected layers, where the first layer is followed by ReLU. We trained the network for 50 epochs and learning rate of 0.001. The perturbations were sampled from a uniform distribution $\mathcal{U}(-0.3, 0.3)$. Although our theoretical analysis relies on the perturbation being bounded, we further tested our performance using perturbations sampled from Gaussian distribution $\mathcal{N}(0, 0.3^2)$, as it has been widely used in previous works.

SVHN: We used ResNet-18 ([He et al., 2016](#)) with adam optimizer, learning rate of 0.002 with a decay, and trained it for 300 epochs.

CIFAR-10: We used Wide-ResNet 28x10 ([Zagoruyko & Komodakis, 2016](#)), with dropout of 0.1, learning rate of 0.02 using learning rate decay and trained for 700 epochs.

Both SVHN and CIFAR-10 perturbations were sampled from a uniform distribution $\mathcal{U}(-16/255, 16/255)$. The parameters of the distribution were chosen to be twice the size of the epsilon that was used in the most successful FGSM

Table 1. Accuracy of MNIST with different perturbation distribution and under different attacks with $\epsilon = 0.3$.

Setting	Adversarial accuracy under white-box attack [%]		Adversarial accuracy under black-box attack [%]	
	$\mathcal{U}(-0.3, 0.3)$	$\mathcal{N}(0, 0.3^2)$	$\mathcal{U}(-0.3, 0.3)$	$\mathcal{N}(0, 0.3^2)$
No Attack	99.49 ± 0.02	99.46 ± 0.01	99.49 ± 0.02	99.46 ± 0.01
FGSM	98.89 ± 0.05	89.99 ± 1.35	98.85 ± 0.02	97.32 ± 0.49
PGD ¹⁰⁰	99.49 ± 0.02	95.91 ± 1.27	98.40 ± 0.03	98.05 ± 0.82

and PGD attacks against these datasets.

 Table 2. Accuracy of the model trained and tested on SVHN under different attacks with $\epsilon = 8/255$. “best” is the accuracy of the best model (out of 5) with respect to PGD¹⁰⁰.

Setting	White-box		Black-box accuracy[%]
	accuracy[%]	best [%]	
No attack	93.64 ± 0.20	93.72	
FGSM	70.53 ± 1.32	72.68	76.31 ± 0.094
PGD ¹⁰	69.62 ± 1.45	69.63	74.24 ± 0.11
PGD ²⁰	67.80 ± 1.45	69.61	73.93 ± 0.08
PGD ¹⁰⁰	67.80 ± 1.45	69.61	73.82 ± 0.10

 Table 3. Accuracy of the model trained and tested on CIFAR-10 under different attacks with $\epsilon = 8/255$. “best” is the accuracy of the best model (out of 5) with respect to PGD¹⁰⁰.

Setting	White-box		Black-box accuracy[%]
	accuracy[%]	best [%]	
No attack	91.56 ± 0.51	91.77	
FGSM	64.09 ± 2.66	66.75	69.17 ± 0.58
PGD ⁷	52.22 ± 4.83	58.93	67.74 ± 1.63
PGD ²⁰	46.41 ± 8.00	55.51	66.45 ± 1.76
PGD ¹⁰⁰	40.76 ± 11.16	51.92	65.23 ± 2.20

Results for MNIST, SVHN, and CIFAR-10 are presented in Table 1, Table 2, and in Table 3, respectively. The classification accuracy of clean images for each dataset is given in the first row of each table. The second column of each table provides results under white-box attacks. For all attacks against MNIST we used $\epsilon = 0.3$ and for all attacks against SVHN and CIFAR-10 we used $\epsilon = 8/255$. For PGD we used a step size of $\eta = 1/255$ for MNIST and $\eta = 2/255$ for SVHN and CIFAR-10. We denote by PGDⁿ the attack created with n iterations.

The last column of each table gives the adversarial accuracy under black-box attacks. In the black-box setting, we trained 5 models with our method and attacked each one of them with adversarial examples generated from the other 4 models.

Summarizing these results, we can see that our method at-

tains some resistance to various adversaries. For the MNIST dataset (Table 1), performance is mostly in favor of the model trained with the uniformly sampled perturbations over the model which was trained with the Gaussian perturbations. For the SVHN dataset (Table 2), we can see that the model converges, and in the white-box setting, the adversarial accuracy of PGD with 20 iterations and above remains the same. For the CIFAR-10 dataset (Table 3), against a weaker adversary such as FGSM, it is evident from the low variance that the robustness is similar between models, while against a stronger adversary such as PGD, the gap increases as the number of iterations of the attack increases. Nevertheless, if we look at our best model, it’s robustness is higher than some of the other models. This indicates the importance of selecting a good sample of the perturbations. We also note that the models’ standard accuracy (with no attack) has a low variance for all datasets.

Additionally, our method’s transferability is consistent between the models, as can be observed from the standard deviation, which is lower for black-box attacks compared to white-box attacks. This consistency is evident for all datasets. It is clear that the proposed method adds robustness against the transferability of adversarial examples from other models, in addition to the increased robustness of white-box attacks.

4.2. The effect of distribution bound on accuracy and robustness

We evaluate how different bounds of the distribution perturbations are drawn from, affect the accuracy and the robustness of models trained with our method on CIFAR-10. In order to do so, we trained three models with one perturbation per image, and bounded the distribution of the perturbation. We used $\mathcal{U}(-8/255, 8/255)$, $\mathcal{U}(-16/255, 16/255)$ and $\mathcal{U}(-32/255, 32/255)$. Standard accuracy of each model is shown in Figure (1a). Adversarial accuracy of each model against FGSM and PGD attacks is shown in Figure (1b) and Figure (1c), respectively. As can be observed, training with perturbations that are drawn from a distribution that is bounded with values that are too large, such as $32/255$ in our case, worsens standard accuracy without contributing to the robustness more than the other training

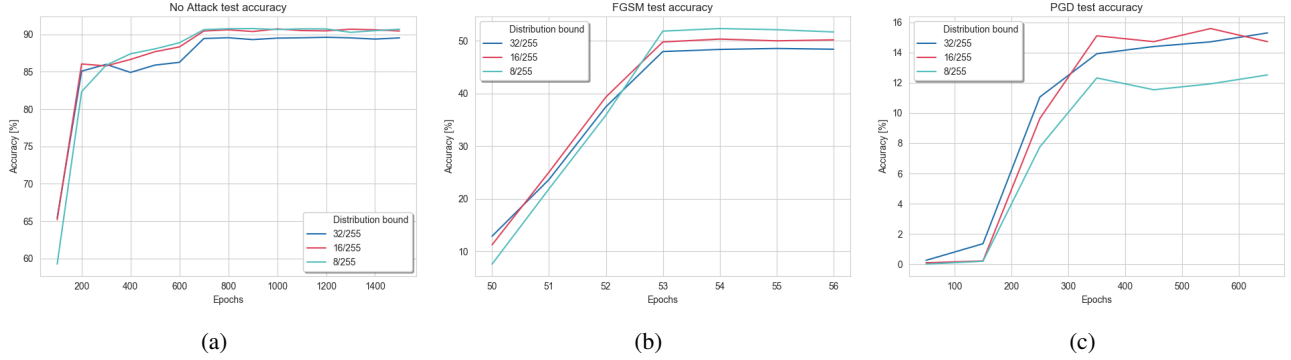


Figure 1. CIFAR-10: Affect of perturbation distribution bound on accuracy and robustness. Three models were trained with one perturbation per image, using different distribution bounds: $\mathcal{U}(-8/255, 8/255)$, $\mathcal{U}(-16/255, 16/255)$ and $\mathcal{U}(-32/255, 32/255)$. (a) Classification accuracy, without using an attack, on test set images. (b) Adversarial accuracy against FGSM attack on test set images. (c) Adversarial accuracy against PGD attack over the test set.

settings. In addition, while bounding the distribution with a value of 8/255 and with a value of 16/255, achieves comparable standard accuracy and adversarial accuracy against FGSM, under a stronger adversary as PGD attack, using a bound of 16/255 further improves robustness.

4.3. Robustness as a function of the number of perturbations

Recall that our objective is to minimize the expected loss within a ball around the training samples. We approximate the expectation through an empirical average over perturbations drawn from the ball. It is to be expected that the performance will depend on the number of perturbations drawn.

In order to see how accuracy and robustness vary with different number of perturbations, we trained models with one, five and ten perturbations. The results are shown in Table 4, Table 5, and Table 6. We can observe that using more perturbations increases both accuracy and robustness. Although accuracy is a bit decreased from the standard training model, using more perturbations highly increases robustness by more than 20% for MNIST, 47% for SVHN, and 30% for CIFAR-10, against PGD attack. We can also see that for CIFAR-10 as we increase the number of perturbations, the standard deviation increases between the models, which corresponds to the additional randomness (due to more perturbations) that is being added and is dependent on the sample.

Additionally, plotting the results of CIFAR-10 in Fig. 2, we can observe that **even using ten perturbations per example our method did not reach its full potential of the possible robustness**. This trend is consistent through all datasets. This is consistent with the behavior of empirical averages as proxies of expectations, and it may be expected

that further increases in the number of samples will improve robustness further. However, naive increase of samples will adversely affect training time. Further research needs to be done to understand how to sample effectively with more perturbations.

Table 4. The effect of the number of perturbations on robustness for MNIST. The performance of models trained with 1, 5, and 10 perturbations against white-box attacks. PGD attack was created with 100 iterations.

Setting	Number of perturbations		
	1	5	10
No Attack	99.43±0.05	99.46±0.06	99.49±0.02
FGSM	69.83±2.62	97.55±0.27	98.89±0.05
PGD ¹⁰⁰	50.59±1.93	96.24±0.39	99.49±0.02

Table 5. The effect of the number of perturbations for SVHN. The performance of models trained with 1, 5, and 10 perturbations against white-box attacks.

Setting	Number of perturbations		
	1	5	10
No Attack	93.24±0.29	93.47±0.23	93.64±0.20
FGSM	32.47±2.06	62.23±0.24	70.53±1.32
PGD ¹⁰	21.21±2.04	57.14±0.37	69.62±1.45
PGD ²⁰	20.97±2.06	57.11±0.36	67.80±1.45
PGD ¹⁰⁰	20.89±2.09	57.10±0.36	67.80±1.45

4.4. The effect of constant perturbations compared to variable perturbations

As mentioned in the introduction, variants on the idea of perturbing inputs to improve robustness are also proposed in (Cohen et al., 2019; Lecuyer et al., 2019). One of the key distinctions between those approaches and ours is that, in these methods, the noise that is used to perturb the inputs

Table 6. The effect of the number of perturbations for CIFAR-10. The performance of models trained with 1, 5, and 10 perturbations against white-box attacks.

Setting	Number of perturbations		
	1	5	10
No Attack	90.00 \pm 0.23	90.01 \pm 1.13	91.56 \pm 0.51
FGSM	50.69 \pm 3.13	57.84 \pm 6.50	64.09 \pm 2.66
PGD ²⁰	16.13 \pm 4.96	30.84 \pm 5.05	46.42 \pm 8.00
PGD ⁴⁰	11.05 \pm 3.97	25.56 \pm 4.87	43.25 \pm 9.96
PGD ¹⁰⁰	7.77 \pm 3.00	21.77 \pm 4.71	40.76 \pm 11.16

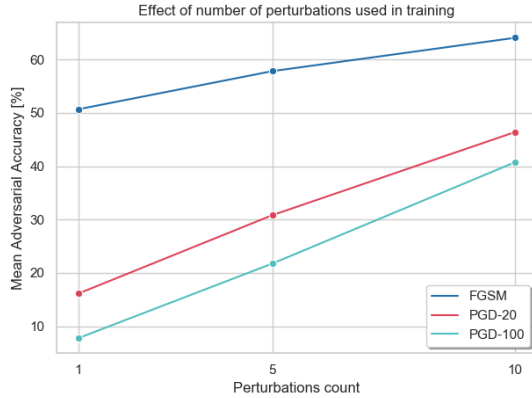


Figure 2. CIFAR-10: Effect of the number of perturbations used in training on average adversarial accuracy of five models.

is freshly generated in each iteration. In effect, in contrast to our approach, they employ *variable* perturbations that change with iterations.

In order to evaluate the effect of such iteration-dependent perturbations, in this subsection we report several experiments comparing our proposed fixed (drawn once at the start of training) perturbations with iteration-variable perturbations, on CIFAR-10.

We trained classifiers with different perturbation settings: (A) Standard model trained only with the original input images without perturbations; (B) Variable perturbations: model trained only with perturbed images, where the perturbations are sampled anew at each epoch from $\mathcal{U}(-16/255, 16/255)$; (C) Model trained with the original input images in addition to their perturbed version as in (B); (D) same as (B) with a normal distribution $\mathcal{N}(0, 16/255^2)$ (instead of uniform distribution); (E) The original input images along with their perturbed version as in (D); and (G) The original images along with *constant* perturbations drawn from $\mathcal{U}(-16/255, 16/255)$ as in our method. G^{best} indicates G with our best model out of five. The comparison is shown in Table 7.

From Table 7 we can observe that while models A-E have

higher standard accuracy, in terms of adversarial accuracy against both FGSM and PGD, our method outperforms these models. This is especially true against PGD with more iterations. Albeit, against a weaker adversary such as FGSM, all models increase robustness to some degree. On the other hand, when using more iterations, robustness of most methods with variable perturbations, drops to almost 0%.

A possible explanation for the difference in robustness between variable and constant perturbations is that the variance of the cumulative loss function during training is much higher for variable perturbations, where practically the classifier does not see the same example more than once.

Furthermore, we tested the ability of our model to classify perturbed images compared to the model (A), which was trained on the original training set without perturbations. We evaluated the performance of each model on perturbed images from the CIFAR-10 test set. The perturbed test set was created by adding 10 perturbed version for each example, where the perturbations were drawn from $\mathcal{U}(-16/255, 16/255)$. The average loss distance of the 10 perturbations was compared to the loss of the original test example. Our model had an average loss difference of 0.036 and variance of 0.035, whereas model (A) had a mean of 0.6 with a large variation of 2.11. Since the perturbations were randomly sampled, this demonstrates that the loss in the neighbourhood of every test example is flatter when our model is considered.

4.5. Black-box attacks from other methods

Before comparing our method with others, we present our robustness when classifying adversarial examples created from other models. First, we tested the transferability of adversarial examples from model (A) in Table 7, a baseline model that was trained in standard training only on clean images, to our model. We attacked each of the five models trained with our method using adversarial examples generated with model (A). Additionally, we tested the transferability of adversarial examples generated with a model trained using adversarial training as in Madry et al. (2018). Results are shown in Table 8. It is evident that the transferability of adversarial examples from models trained with methods that are different from ours is much lower compared to the one presented in Table 3.

4.6. Comparison to Adversarial Training

We now turn to compare our approach to state-of-the-art methods, which use adversarial training. We start with the SVHN dataset. In Table 9 we state the result of two of our models: our best model trained with $\mathcal{U}(-16/255, 16/255)$

Table 7. Comparison between variable perturbation with different sampling mechanisms and our method. The table presents the performance of models trained with different training methods on CIFAR-10. Models were attacked with $\epsilon = 8$ and $\alpha = 2$. Training methods: (A) Standart training on clean images only; (B) Training only on perturbed images using Variable perturbations drawn from $\mathcal{U}(-16/255, 16/255)$; (C) Training on clean images and their perturbations as in (B); (D) same as (B) where the perturbations are drawn from $\mathcal{N}(0, 16/255^2)$; (E) Training on clean input images combined with their perturbed version as in (D); (G) Training with our method: constant perturbation drawn from $\mathcal{U}(-16/255, 16/255)$. G^{best} is the best model out of the five shown in G.

Setting	Accuracy [%]	FGSM	PGD ²⁰	PGD ⁴⁰	PGD ¹⁰⁰
A: Standard training	95.79	46.38	0.30	0.10	0.07
B: Variable perturb. $\mathcal{U}(-16/255, 16/255)$	95.17	51.61	8.19	5.68	4.23
C: (A) & (B)	95.70	62.53	19.71	5.68	4.23
D: Variable perturb. $\mathcal{N}(0, 16/255^2)$	96.11	58.41	2.78	1.56	0.57
E: (A) & (D)	95.00	62.00	25.54	22.39	20.30
G: Our method	91.56 \pm 0.51	64.09 \pm 2.66	46.41 \pm 8.00	43.25 \pm 9.96	40.76 \pm 11.16
G^{best} : Our best model	91.77	66.75	58.93	55.51	51.92

Table 8. **Black-box** attacks against our models on CIFAR-10, using adversarial examples that were **crafted with model A (Table 7)** and adversarial training with $\epsilon = 8/255$.

Source Model:		Standard	Adv. Training
setting	steps	accuracy [%]	accuracy [%]
FGSM	-	79.96 \pm 0.78	76.84 \pm 0.79
PGD	7	87.05 \pm 0.82	75.68 \pm 0.79
PGD	20	87.21 \pm 0.78	74.08 \pm 0.87
PGD	100	88.20 \pm 0.79	73.94 \pm 0.81

and with $\mathcal{U}(-8/255, 8/255)^2$. These are compared with Madry et al. (2018) and ME-NET (Yang et al., 2019)³. We show the performance of two different models of ME-NET, one more robust and one with higher classification accuracy. We can see that our model has higher classification accuracy in both settings. In terms of robustness, while for PGD with 20 iterations, our models have lower adversarial accuracy than ME-NET, for PGD with 100 iterations, our model trained with $\mathcal{U}(-8/255, 8/255)$ has higher robustness than ME-NET. Furthermore, our model has higher robustness and higher classification accuracy when compared to the ME-NET model with the highest classification accuracy.

Next, we turn to compare our performance on CIFAR-10. Results are shown in Table 10. When comparing our method to other defenses we should consider that they incorporated additional use of data or computations. Specifically, RST_{adv} (Carmon et al., 2019) used 500k additional unlabeled examples compared to other methods reported. ME-NET (Yang et al., 2019) performs matrix estimation on top of adver-

²Additional results on SVHN with different distribution bound are given in Appendix.

³The results of Madry et al. (2018) on SVHN are taken from Yang et al. (2019).

Table 9. Comparing results on SVHN of our method with two models of ME-NET (Yang et al., 2019) with different classification accuracy and with Madry et al. (2018) as reported in (Yang et al., 2019). Attacks are **white-box** attacks with $\epsilon = 8/255$.

Method	No attack	PGD ²⁰	PGD ¹⁰⁰
Proposed $\mathcal{U}(-8/255, 8/255)$	94.13	74.30	74.23
Proposed $\mathcal{U}(-16/255, 16/255)$	93.73	69.62	69.61
Madry et al. (2018)	87.40	48.40	47.50
ME-NET (0.2–0.4)	87.60	75.8	69.80
ME-NET (0.8–1.0)	93.50	41.40	35.50

sarial training within the networks pipeline, for every PGD iteration. Additionally, we would like to stress that our method does not incorporate an attack within any step of our training. We can observe in Table 10 that the classification accuracy (“no attack”) is high, while the robustness of our model is favorably compared to Madry et al. (2018), consistently.

Table 10. Comparing our method to other methods based on adversarial training on CIFAR-10 (Madry et al. (2018), RST (Carmon et al., 2019), TRADES (Zhang et al., 2019), ME-NET (Yang et al., 2019)), using **white-box** attacks with $\epsilon = 8/255$. For PGD, the methods were attacked using step size of $\eta = 2/255$. Proposed method^{best} represents the best model out of the five we trained.

Method	No Attack	FGSM	PGD ²⁰	PGD ¹⁰⁰
Proposed best	91.77	66.75	55.51	51.92
Madry et al. (2018)	87.30	56.1	45.80	45.05
RST _{adv}	89.7 \pm 0.1	69.68	63.10	62.14
TRADES	84.92	60.87	55.38	55.13
ME-NET (0.4–0.6)	85.50	71.39	61.60	55.90
ME-NET (0.6–0.8)	91.00	-	58.00	53.40

Finally, we tested how our model’s robustness hold across

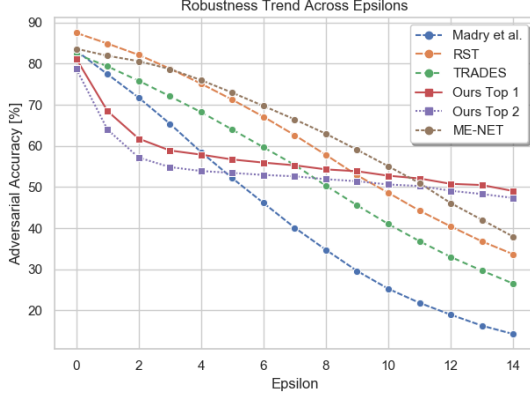


Figure 3. CIFAR-10: Robustness trend across different values of epsilon of our method and adversarial training based methods. “Ours top 1” and “Ours top 2” represent the best two models (out of five) trained with constant perturbations.

different values of epsilon against PGD with 20 iterations, and compared it to the robustness of other methods. Results are shown in Figure (3). It can be observed that for our models, up to $\epsilon = 5$ there is a linear decay in robustness accuracy, and then the decay is more subtle. On the other hand, for models based on adversarial training, the decay remains approximately linear.

5. Related work

Random perturbations: Previous works explored the use of variable perturbations (sampled anew at every epoch) to increase robustness. They can be used during training (Szegedy et al., 2013; Goodfellow et al., 2014; Cohen et al., 2019; Lecuyer et al., 2019; Zhu et al., 2019) or inference (Cohen et al., 2019; Salman et al., 2019; Zhang & Liang, 2019). In the works mentioned above, variable perturbation alone was not sufficient enough to defend against an adversary. On the other hand, our results in Table 7 suggest that with the right optimization, distribution bound, and setup, this method can help to increase robustness, albeit only against a weak adversary.

Adding data for increased robustness: The idea that additional data can improve robustness, was shown theoretically and empirically (Schmidt et al., 2018) even for unlabeled data (Hendrycks et al., 2019; Carmon et al., 2019; Alayrac et al., 2019; Zhai et al., 2019). Our work supports this idea by adding perturbed or augmented variations of the original training examples to the training set.

Adversarial Training: Adversarial training is the most successful line of work in defending against adversarial attacks. Madry et al. (2018) achieved high results by combining PGD with random restarts in training. Many works have

followed this work and used the same technique with several adjustments. The discussion here is far from being complete and we are focused on the works that achieved the highest adversarial accuracy. TRADES (Zhang et al. (2019)), proposed to replace the standard loss with a regularized surrogate loss function, which added relative entropy regularization between the label distribution of the clean examples and the adversarial ones. RST_{adv} (Carmon et al. (2019)) showed an increased robustness by training with the method of Zhang et al. (2019), and with additional unlabeled data. Another approach is ME-NET (Yang et al. (2019)). They incorporated a pre-processing step on top of adversarial training. Given an input, they masked each pixel with some probability and then used matrix estimation to reconstruct the image at each PGD iteration.

6. Discussion

In this work, we suggested a new surrogate loss for training robust models, in an attack-independent way, using constant perturbations. Our motivation was to create a ball around each training example, for which the label is kept constant. Practically, the ball is created by extending the training set with perturbed versions of the original training examples, where the perturbations are bounded within the ball. Our results in 2, show that using even 10 perturbations did not reach the possible potential of the method.

Results suggest that our method has higher classification accuracy compared to previous method, and increases robustness compared to standard models. While our robustness is higher than the vanilla adversarial training (Madry et al., 2018), it is not consistently higher than methods which incorporate adversarial training with additional modification.

Future work should investigate if incorporating those modifications in our training could benefit our method and alleviate robustness even more. Moreover, we would like to consider how to increase the number of perturbation in a smart way, using *active learning* techniques.

A disadvantage of our method is that the constant perturbations can cause a large variation between independently trained models, in addition to requiring longer training time. On the other hand, while there exists a trade-off between accuracy and robustness, consistently throughout the experiments, the accuracy was not decreased significantly.

References

- Alayrac, J.-B., Uesato, J., Huang, P.-S., Fawzi, A., Stanforth, R., and Kohli, P. Are labels required for improving adversarial robustness? In *Advances in Neural Information Processing Systems*, pp. 12192–12202, 2019.
- Carlini, N. and Wagner, D. Towards evaluating the robust-

- ness of neural networks. In *2017 IEEE Symposium on Security and Privacy (SP)*, pp. 39–57. IEEE, 2017.
- Carmon, Y., Raghuathan, A., Schmidt, L., Duchi, J. C., and Liang, P. S. Unlabeled data improves adversarial robustness. In *Advances in Neural Information Processing Systems*, pp. 11192–11203, 2019.
- Cisse, M., Bojanowski, P., Grave, E., Dauphin, Y., and Usunier, N. Parseval networks: Improving robustness to adversarial examples. In *International Conference on Machine Learning*, pp. 854–863, 2017.
- Cohen, J., Rosenfeld, E., and Kolter, Z. Certified adversarial robustness via randomized smoothing. In Chaudhuri, K. and Salakhutdinov, R. (eds.), *Proceedings of the 36th International Conference on Machine Learning*, volume 97 of *Proceedings of Machine Learning Research*, pp. 1310–1320, Long Beach, California, USA, 09–15 Jun 2019. PMLR.
- Dong, Y., Liao, F., Pang, T., Su, H., Zhu, J., Hu, X., and Li, J. Boosting adversarial attacks with momentum. In *Proceedings of the IEEE conference on computer vision and pattern recognition*, pp. 9185–9193, 2018.
- Fawzi, A., Fawzi, O., and Frossard, P. Analysis of classifiers’ robustness to adversarial perturbations. *Machine Learning*, 107(3):481–508, 2018.
- Gilmer, J., Ford, N., Carlini, N., and Cubuk, E. Adversarial examples are a natural consequence of test error in noise. In *International Conference on Machine Learning*, pp. 2280–2289, 2019.
- Goodfellow, I. J., Shlens, J., and Szegedy, C. Explaining and harnessing adversarial examples. *arXiv preprint arXiv:1412.6572*, 2014.
- He, K., Zhang, X., Ren, S., and Sun, J. Deep residual learning for image recognition. In *Proceedings of the IEEE conference on computer vision and pattern recognition*, pp. 770–778, 2016.
- Hendrycks, D., Mazeika, M., Kadavath, S., and Song, D. Using self-supervised learning can improve model robustness and uncertainty. In *Advances in Neural Information Processing Systems*, pp. 15637–15648, 2019.
- Kurakin, A., Goodfellow, I., and Bengio, S. Adversarial examples in the physical world. *arXiv preprint arXiv:1607.02533*, 2016.
- LeCun, Y., Jackel, L., Bottou, L., Brunot, A., Cortes, C., Denker, J., Drucker, H., Guyon, I., Muller, U., Sackinger, E., et al. Comparison of learning algorithms for handwritten digit recognition. In *International conference on artificial neural networks*, volume 60, pp. 53–60. Perth, Australia, 1995.
- Lecuyer, M., Atlidakis, V., Geambasu, R., Hsu, D., and Jana, S. Certified robustness to adversarial examples with differential privacy. In *2019 IEEE Symposium on Security and Privacy (SP)*, pp. 656–672. IEEE, 2019.
- Madry, A., Makelov, A., Schmidt, L., Tsipras, D., and Vladu, A. Towards deep learning models resistant to adversarial attacks. In *International Conference on Learning Representations*, 2018.
- Moosavi-Dezfooli, S. M., Fawzi, A., and Frossard, P. DeepFool: a simple and accurate method to fool deep neural networks. In *Proceedings of 2016 IEEE Conference on Computer Vision and Pattern Recognition (CVPR)*, number EPFL-CONF-218057, 2016.
- Papernot, N., McDaniel, P., Jha, S., Fredrikson, M., Celik, Z. B., and Swami, A. The limitations of deep learning in adversarial settings. In *Security and Privacy (EuroS&P), 2016 IEEE European Symposium on*, pp. 372–387. IEEE, 2016a.
- Papernot, N., McDaniel, P., Wu, X., Jha, S., and Swami, A. Distillation as a defense to adversarial perturbations against deep neural networks. In *Security and Privacy (SP), 2016 IEEE Symposium on*, pp. 582–597. IEEE, 2016b.
- Papernot, N., McDaniel, P., Goodfellow, I., Jha, S., Celik, Z. B., and Swami, A. Practical black-box attacks against machine learning. In *Proceedings of the 2017 ACM on Asia Conference on Computer and Communications Security*, pp. 506–519. ACM, 2017.
- Salman, H., Li, J., Razenshteyn, I., Zhang, P., Zhang, H., Bubeck, S., and Yang, G. Provably robust deep learning via adversarially trained smoothed classifiers. In *Advances in Neural Information Processing Systems*, pp. 11289–11300, 2019.
- Schmidt, L., Santurkar, S., Tsipras, D., Talwar, K., and Madry, A. Adversarially robust generalization requires more data. In *Advances in Neural Information Processing Systems*, pp. 5014–5026, 2018.
- Szegedy, C., Zaremba, W., Sutskever, I., Bruna, J., Erhan, D., Goodfellow, I., and Fergus, R. Intriguing properties of neural networks. *arXiv preprint arXiv:1312.6199*, 2013.
- Tsipras, D., Santurkar, S., Engstrom, L., Turner, A., and Madry, A. Robustness may be at odds with accuracy. In *International Conference on Learning Representations*, 2018.
- Xie, C., Wu, Y., Maaten, L. v. d., Yuille, A. L., and He, K. Feature denoising for improving adversarial robustness. In *Proceedings of the IEEE Conference on Computer Vision and Pattern Recognition*, pp. 501–509, 2019.

- Xu, H. and Mannor, S. Robustness and generalization. *Machine learning*, 86(3):391–423, 2012.
- Yang, Y., Zhang, G., Katabi, D., and Xu, Z. Me-net: Towards effective adversarial robustness with matrix estimation. In *International Conference on Machine Learning*, pp. 7025–7034, 2019.
- Zagoruyko, S. and Komodakis, N. Wide residual networks. *arXiv preprint arXiv:1605.07146*, 2016.
- Zhai, R., Cai, T., He, D., Dan, C., He, K., Hopcroft, J., and Wang, L. Adversarially robust generalization just requires more unlabeled data. *arXiv preprint arXiv:1906.00555*, 2019.
- Zhang, H., Yu, Y., Jiao, J., Xing, E., El Ghaoui, L., and Jordan, M. Theoretically principled trade-off between robustness and accuracy. In *International Conference on Machine Learning*, pp. 7472–7482, 2019.
- Zhang, Y. and Liang, P. Defending against whitebox adversarial attacks via randomized discretization. In *The 22nd International Conference on Artificial Intelligence and Statistics*, pp. 684–693, 2019.
- Zhu, C., Cheng, Y., Gan, Z., Sun, S., Goldstein, T., and Liu, J. Freelb: Enhanced adversarial training for natural language understanding. In *International Conference on Learning Representations*, 2019.