

Whole brain Probabilistic Generative Model toward Realizing Cognitive Architecture for Developmental Robots

Tadahiro Taniguchi^a, Hiroshi Yamakawa^{b,g}, Takayuki Nagai^c, Kenji Doya^d,
Masamichi Sakagami^e, Masahiro Suzuki^b, Tomoaki Nakamura^f, Akira
Taniguchi^a

^a*Ritsumeikan University, 1-1-1 Noji-higashi, Kusatsu, Japan*

^b*Tokyo University, 7-3-1, Hongo, Bunkyo-ku, Tokyo, Japan*

^c*Osaka University, 1-3 Machikane-yama, Toyonaka, Osaka, Japan*

^d*Okinawa Institute of Science and Technology Graduate University, 1919-1 Tancha,
Onna-son, Kunigami, Okinawa, Japan*

^e*Tamagawa University, 6-1-1 Tamagawa Gakuen, Machida, Tokyo, Japan*

^f*The University of Electro-Communications, The University of Electro-Communications,
1-5-1 Chofugaoka, Chofu, Tokyo, Japan*

^g*The Whole Brain Architecture Initiative, Nishikoiwa 2-19-21, Edogawa-ku, Tokyo,
Japan*

Abstract

Building a humanlike integrative artificial cognitive system, that is, an artificial general intelligence, is one of the goals in artificial intelligence and developmental robotics. Furthermore, a computational model that enables an artificial cognitive system to achieve cognitive development will be an excellent reference for brain and cognitive science. This paper describes the development of a cognitive architecture using probabilistic generative models (PGMs) to fully mirror the human cognitive system. The integrative model is called a whole brain PGM (WB-PGM). It is both brain-inspired and PGM-based. In this paper, the process of building the WB-PGM and learning from the human brain to build cognitive architectures is described.

Keywords: Cognitive architecture, Probabilistic generative model, Brain-inspired artificial intelligence, Artificial general intelligence, Developmental robotics

1. Introduction

Infants acquire a wide range of cognitive capabilities through daily physical and social interactions with their environment. Through the developmental process, they acquire basic physical skills (such as reaching and grasping), perceptual skills (such as object recognition and phoneme recognition), and social skills (such as linguistic communication and intention estimation) (Taniguchi et al., 2018). This open-ended online learning process involving many types of modalities, tasks, and interactions is often referred to as *lifelong learning* (Oudeyer et al., 2007; Parisi et al., 2019). The central question in next-generation artificial intelligence (AI) and developmental robotics is how to build an *integrative cognitive system* that is capable of lifelong learning and humanlike behavior in environments such as homes, offices, and outdoor. In this paper, inspired by the human whole brain architecture (WBA) approach, we introduce the idea of building an integrative cognitive system using a whole brain probabilistic generative model (WB-PGM) (see 2.1). The integrative cognitive system can alternatively be referred to as artificial general intelligence (AGI) (Yamakawa, 2021).

Against this backdrop, we explore the process of establishing a *cognitive architecture* for developmental robots. Cognitive architecture is a hypothesis about the mechanisms of human intelligence underlying our behaviors (Rosenbloom, 2011). The study of cognitive architecture involves developing a presumably standard model of the *humanlike* mind (Laird et al., 2017). Cognitive architecture integrates a wide range of cognitive capabilities. It incorporates representation and memory, problem-solving and planning, learning, reflection, interaction, and the social aspects of cognition. It is worth noting that interaction includes perception, motor control, and the use of language. Social aspects of cognition include intention sharing, emotional expression, collaborative control, and pragmatic language use for communication and collaboration. Researchers of cognitive and developmental robotics have also been preoccupied with cognitive architecture. A robot is required to integrate a wide range of sensor information and perform a variety of cognitive tasks to explore environments, grasp and handle objects, and interact with people (Vernon et al., 2007, 2016; Doncieux et al., 2020; Tanevska et al., 2019). In such contexts, cognitive architecture is required to integrate a variety of elemental cognitive modules.

In this paper, the emphasis is on creating cognitive architectures using probabilistic generative models (PGMs). PGM is a statistical model of the

joint probability distribution on observable data (Bishop, 2006). A PGM is a probabilistic description of how causes generate sensations, that is, observed data. PGMs learn to predict these observations. This is often referred to as predictive coding, a powerful idea for explaining the human brain. The free energy principle (FEP) is a normative framework for inference and learning of the Bayesian brain; it is based on a PGM (Hohwy, 2013; Friston, 2019). Action and perception can be modeled as self-evidence in the FEP theory. As described in Section 3, many types of elemental cognitive modules have been developed based on PGMs; these include the hidden Markov model (HMM), latent Dirichlet allocation (LDA), variational autoencoder (VAE), and partially observable Markov decision process (POMDP) (Rabiner and Juang, 1986; Blei et al., 2003; Kingma and Welling, 2014; Thrun et al., 2005). Most PGMs can be represented using probabilistic graphical models. For a humanlike developmental cognitive system, unsupervised, i.e., self-supervised, learning is required. PGMs are known to be suitable for unsupervised learning. Supervised learning using human-annotated training data, on which most current AI systems, single-purpose cognitive modules, such as image recognition and machine translation systems, depend is not a suitable approach to achieve lifelong learning (LeCun et al., 2015; Krizhevsky et al., 2012; Luong et al., 2015). Human-annotated training data is impractical for lifelong learning conducted by autonomous agents. In addition to being capable of unsupervised learning, PGMs representing elemental cognitive functions can be integrated to learn together (as described in Section 4). Owing to these features, we approached cognitive architecture based on PGMs.

Developing a cognitive architecture by integrating elemental cognitive modules brings us a large degree of freedom with combinatorial complexity. In developing cognitive architecture, this raises questions such as what set of cognitive modules should be implemented? How can they be integrated to enable them to work together? We attempt to answer these questions by combining two approaches: (1) **brain-inspired AI**: learning human brain architecture to build human-level intelligence and (2) **PGM-based cognitive system**: developing an integrative cognitive system for developmental robots by integrating PGMs, a promising approach. Based on both arguments, we propose a promising approach called WB-PGM.

We can reduce the design space of the integrative cognitive system by using the human or animal brain architecture as a reference model, that is, the top-down constraint. Neuroscience studies have already revealed many

connections between human and animal brains and their functions (Hassabis et al., 2017; Tsotsos, 2014) . Integrating such distributed knowledge about the brain via architectural description, we can use the human brain as an effective reference to build human-like intelligence. We refer to the reference model as a brain reference architecture (BRA) (Samsonovich et al., 2016; Goertzel et al., 2010) .

However, even when we decide to build an AGI based on the human-brain architecture, that is, using the WBA approach and having a reference model for the architecture, two challenges must be overcome. First, we still have a large number of alternative machine learning approaches to choose from to develop and integrate elemental models into a cognitive architecture. If each elemental cognitive module is developed based on random machine learning frameworks, it will become difficult to integrate them and make them work together. Second, developmental cognitive architectures should be able to make every cognitive module learn together based on the real-world sensorimotor information obtained by a robot. This is crucial for achieving lifelong learning. However, most elemental cognitive modules, that is, AI functions, have been developed independently under different design principles. To overcome this problem, a PGM-based approach is proposed in this paper to create cognitive architectures for developmental robots. We believe that developing elemental cognitive modules and integrating them based on the theory of PGMs, specifically, the SERKET framework will solve the above-mentioned problems (Nakamura et al., 2017; Taniguchi et al., 2020b).

Inspired by the human brain architecture, we propose an approach wherein a cognitive architecture is built by integrating PGM-based cognitive modules to fully realize the human cognitive system. The integrative model is called a WB-PGM. The rest of this paper is organized as follows. Section 2 is the background of this study and describes the rationale for our approach. Section 3 reviews relevant studies on elemental cognitive modules that can constitute the WB-PGM among other previous studies. Section 4 describes the PGM-based cognitive system integrating multimodal information, that is, the world model, and the SERKET framework, which enables efficient integration of PGM-based elemental cognitive modules. Section 5 describes a possible example of a WB-PGM and the future path of the development and interdisciplinary communication and collaboration, specifically the fusion of AI and brain science. Section 6 concludes the paper.

2. Rationale for WB-PGM

This section describes the rationale behind the WB-PGM. To develop a cognitive architecture for realizing embodied AGI, we need a theoretical and practical development framework that enables researchers to efficiently design integrative artificial cognitive systems capable of lifelong learning, similar to the human brain. Such systems must integrate multimodal information and developmentally learn many cognitive skills.

2.1. Probabilistic Generative Models for Cognitive Systems

The idea that human brain functions can be described using various machine learning modules is unprecedentedly popular. Furthermore, PGM-based machine learning modules learn to predict observations. Improving this prediction capability is a general criterion of mathematical models of cognitive systems. PGMs have been used to explain brain functions in many contexts from a Bayesian perspective.

For example, it is believed that the hippocampus performs simultaneous localization and mapping (SLAM) (Ball et al., 2013; Tolman, 1948; O’keefe and Nadel, 1978). From a theoretical viewpoint, to perform SLAM, it is often assumed that actions, states, and observations follow a POMDP, and a map is defined as a global parameter of an observation model. The Bayesian inference on the POMDP, a type of PGM, is regarded as a function of localization and mapping.

The hypothesis that the basal ganglia are responsible for reinforcement learning is also widely accepted (Barto, 1995; Montague et al., 1996; Doya, 2007). Conventionally, reinforcement learning (RL) is formulated as a problem in which an agent optimizes its policy function to maximize the expected cumulative future rewards in an environment modeled as a Markov decision process (MDP), a type of PGM (Sutton and Barto, 2018). However, the idea of *control as probabilistic inference* clarifies that RL can be converted into an inference problem on an extended PGM for MDP (Levine, 2018) (see Subsection 3.3). This also inspired us to model brain functions using PGMs.

In a series of studies on symbol emergence in robotics, many unsupervised learning systems for robots observing multimodal sensory signals, modeling environments, acquiring languages, and conducting behaviors have been developed based on PGMs (Taniguchi et al., 2016b). Multimodal latent Dirichlet (MLDA) allocation is a basic example (Nakamura et al., 2012). The MLDA was able to integrate visual, auditory, haptic, and linguistic sensor

information and form object categories without supervision. Many variants and extensions of the MLDA, including the nonparametric Bayesian extension, have been proposed (Nakamura et al., 2011b,a). A series of studies have suggested that the PGM-based approach has potential for building an integrative cognitive system for developmental robots.

Advancements in deep learning have extended the capability of PGMs by inducing deep PGMs (DPGMs) (Kingma and Welling, 2014; Goodfellow et al., 2014; Suzuki et al., 2016). The DPGM is a type of PGM that uses deep neural networks as a part of its generative process. It can extract features, that is, it is capable of representation learning. Most PGMs proposed in conventional studies to develop integrative cognitive systems in symbol emergence in robotics in the 2010s were based on classical models of probabilistic distributions such as categorical, Gaussian, Wishart, and Dirichlet distributions (Taniguchi et al., 2016b). Consequently, conventional integrative PGMs are not capable of feature extraction. Employing DPGMs will enable us to develop more flexible cognitive systems, maximizing the representation learning capability of deep neural networks.

Based on this evidence, we argue that a PGM is a reasonable approach to describe the whole brain cognitive system.

2.2. Reference Architecture-Driven Brain-inspired Software Development

The process of building an AGI that combines many computational mechanisms, including machine learning, is hampered by the vastness of the design space owing to the combination of these computational mechanisms. Therefore, building an AGI within a narrower design space by mimicking the existing general-purpose intelligence, the brain, is promising (Hassabis et al., 2017). The WBA approach (Yamakawa et al., 2016; Arakawa and Yamakawa, 2016) constrains the design space by mimicking the architecture of the brain. Thus, a human-like AGI is created or engineered based on the architecture of the entire brain.

However, developing a brain-inspired AGI is not an easy task. This is because the neuroscience knowledge required to build an AGI is vast and complex, and it is difficult for any particular individual to singlehandedly design software for the entire brain. To overcome this problem, the WBA approach introduces standardized design data (BRA). Then, the task of designing the BRA, which is performed by many contributors, and the development task using the BRA as a reference were separated. This is known as BRA-driven development.

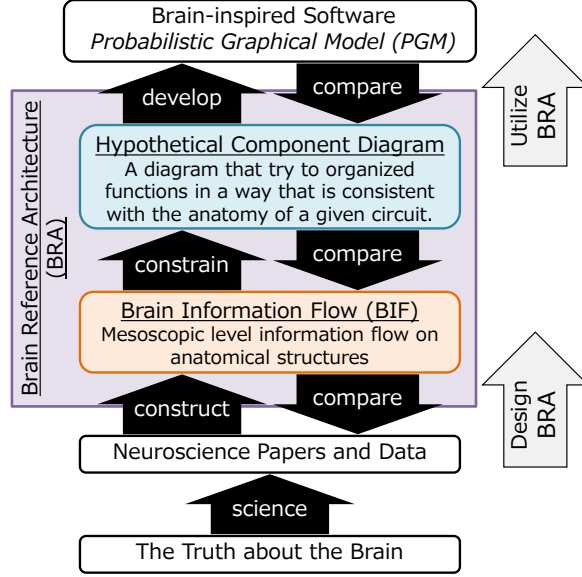


Figure 1: BRA and BRA-driven development.

The BRA (Sasaki et al., 2020) is a reference model consisting of a brain information flow (BIF) that extracts the mesoscopic level, which is related to human cognitive behavior, anatomical knowledge of the brain, and a hypothetical component diagram (HCD) that shows the structure of functional components consistently organized to the BIF, as shown in Fig. 1.

A BIF is an information flow diagram that describes the anatomical structure of the entire brain at the mesoscopic level, without assuming any specific task (Arakawa and Yamakawa, 2020). BIFs are graphs constructed by analyzing neuroscientific findings such as data and connectome (Negishi et al., 2019). The basic structure of a BIF consists of nodes, called circuits, and directed links, called connections (see Fig. 2(A)). BIFs provide the basis for an architecture that combines numerous computational mechanisms. To prevent too fine granularity, the lower bound of granularity is defined as a population of (sub-)types of neurons that are considered almost homogeneous and belong to the same brain organ. This population of neurons is called a uniform circuit (see Fig. 2(A)).

An HCD is a diagram that breaks down the task or function performed by a particular ROI in the brain into its functional components. Here, the struc-

ture of the functional decomposition must be consistent with the mesoscopic level anatomical structure (see Fig. 2 (B)). A component diagram is a major type of diagram in the unified modeling language for modeling the structure of object-oriented software (Bell, 2004). It illustrates the static aspects of the operating principles of software through a network of components that perform computational functions and the semantics of the dependencies among those components. This diagram can be used to describe the dependencies between the components in any complex system. As shall be subsequently demonstrated, the PGM that we deal with in this study is obtained by specializing the component diagram.

It is natural to construct operating principles based on neuroscience findings to reproduce the cognitive and behavioral functions that should be described in HCD (Yamakawa et al., 2017). However, neuroscience has not advanced to the point of being able to provide information on operating principles across the entire brain. Therefore, we developed the structure-constrained interface decomposition (SCID) method that can design HCDs that complement this information, consistent with the findings of neuroscience. Researchers with a certain level of expertise in both information processing and neuroscience can use this method to efficiently design BRA (Fukawa et al., 2020; Yamakawa, 2020a).

To ensure the developed software mirrors the brain closely, the biological plausibility of the software was investigated using the following two methods. The first method entails evaluating the adequacy of the software by estimating the consistency between existing neuroscientific findings and BRA. The second method was the fidelity evaluation, wherein the reproducibility of the BRA in the brain-inspired software was evaluated. Fidelity was evaluated based on structural similarity, functional similarity, activity reproducibility, and performance for normal systems. Changes due to dysfunction are often also subject to evaluation.

When the development of the brain-inspired AGI is somewhat complete, merging different computational mechanisms associated with the same brain region on BRA will bring these pieces of software closer to AGI. (Yamakawa, 2020b; Yamakawa et al., 2020).

Adjacent research areas include biologically inspired cognitive architecture (BICA) (Samsonovich et al., 2016; Goertzel et al., 2010) and cognitive computational neuroscience (Kriegeskorte and Douglas, 2018), an interdisciplinary field of cognitive science and computational neuroscience. However, compared to the BRA, these fields have not made progress in accumulating

design data in a standardized manner. In neuroinformatics (Amari et al., 2002; Pradeep et al., 2013; Crasto, 2007), which develops data and knowledge bases for neuroscience, progress has been made in experimental data on anatomical structures (Kuan et al., 2015) and physiological phenomena (Pol-drack and Gorgolewski, 2017). However, no progress has been made in accumulating data such that it can be used to design cognitive and behavioral functions, as in the BRA.

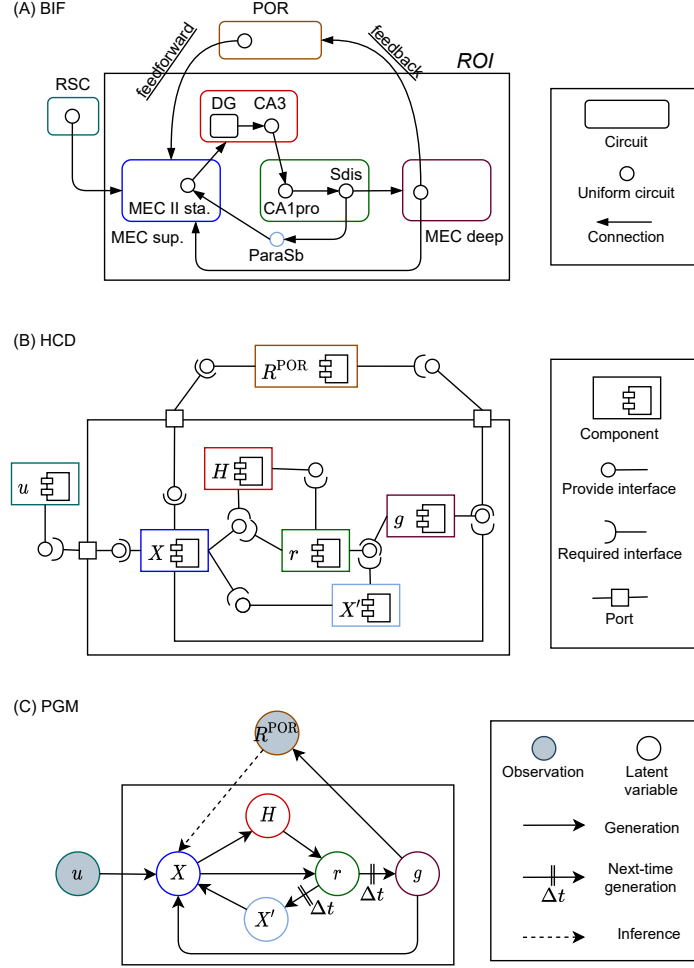


Figure 2: BIF, HCD and PGM. Corresponding areas in the three figures are indicated by same-colored borders. (A) BIF with the hippocampus and medial entorhinal cortex as the ROI. This figure was obtained by organizing the anatomy at the mesoscopic level of the brain. Projection from POR to the medial entorhinal cortex (MEC) sup is feed-forward coupling, and the projection from the MEC deep to the POR is feedback coupling. CA1 pro: Cornu ammonis 1 proximal; CA3: Cornu ammonis 3; DG: Dantate gyrus; MEC II sta: MEC, Layer 2, stellate cell; MEC II sup: MEC, superficial layers; POR: Postrhinal cortex; RSC: Retrosplenial cortex; ROI: Region of Interest; Sdis: Subiculum distal. (B) HCD associated with the above BIF. The diagram is constructed using the SCID method to provide functions to the components that correspond to the BIF and perform SLAM functions. r : Cluster information regarding positions; H : Pattern separation/completion, information integration; X : Self-posture information (position and orientation); X' : Self-posture information; g : Prediction at the future time regarding movement/speed amount or posture; R^{POR} : Allocentric visual information (distal landmarks, absolute object positions); u : Rotational speed movement. (C) A PGM created from the above HCD. PGMs are converted from a HCD by assigning all interfaces on that HCD to either generative or amortized inference processes. This conversion is called GIPA. The flat arrow with Δt indicates the generation of the variable in the next time step.

2.3. Mapping brain neural circuits to PGMs

The PGM is a model that provides a consistent link structure in the data generation process using directed links that represent the signal transfer between random variables¹. When inferring latent variables, an inference model is used to calculate the posterior probability distribution of the latent variables conditioned by the observed values. In ordinary PGMs, signal propagation in the inference process causes signals to propagate in the opposite direction on the links used in the generation process. Fig. 2 (c) shows the PGM representation, where the dotted arrows are the inference process and the line arrows are the generative process. On the other hand, in brain neural circuits, signal propagation between the regions propagated by electrical spikes that propagate terminally on axons is essentially unidirectional. Therefore, to realize a PGM in its normal form, the condition, “whenever there is a connection between two regions, it is a mutual connection,” must be satisfied in the brain. However, in most regions of actual brain neural circuits, this condition is difficult to satisfy.

To avoid this problem, we assumed that an amortized inference was introduced, which enabled us to define the link structure of the inference process independently of the link structure of the generative process (Gershman and Goodman, 2014). Modeling in amortized inference is illustrated in Figure 2 (c). The model used for the amortized inference can be designed with a high degree of freedom, as long as it is consistent with the link structure of the generative process. Therefore, in this type of PGM, it is easy to relate the link structure to the actual structure of the brain neural circuits.

As mentioned in Section 2.2, the HCD designed using the SCID method represents a dependency structure between components corresponding to each specific brain region. Here, the links in both the generative process and the amortized inference process can be considered to be specialized dependencies. Then, to construct a PGM corresponding to a brain neural circuit, the dependency interfaces in the HCD should be classified such that they correspond either to the generative process or the amortized inference processes. In other words, generation-inference process allocation (GIPA) should be performed for every interface.

Generally, the GIPA of any existing interarea connections in the brain is

¹Each of these variables is, in principle, associated with a ‘uniform circuit,’ (see 2.2), which is the minimum descriptive unit of the BIF.

not an easy task. However, the major interarea connections of the neocortex can be allocated to either generation or inference process. In the neocortex, there is a feed-forward pathway that transmits signals from lower areas to higher areas while processing signals received by sensors, and a feedback pathway that transmits signals in the opposite direction (Markov et al., 2014, 2013) (see Table 1). In computational neuroscience theories, such as the Bayesian brain (Doya et al., 2007; Friston, 2012) and predictive coding (Rao and Ballard, 1999), the inference and generation are assumed to be processed by the feedforward and feedback pathways, respectively (see Section 4.1). The HCD for the neocortical interarea connections were designed based on these findings (Yamakawa, 2020a).

During GIPA in the neural circuits adjacent to the cortex, care must be taken to avoid inconsistencies in GIPA at the interface with the cortex. Taniguchi et al. (2021a) illustrates this using a portion of the results of a PGM constructed while performing GIPA on regions of the hippocampal formation (HPF) which include the entorhinal cortex and hippocampus. As shown in Fig. 2, first the BIF of the hippocampus and entorhinal cortex (Figure A) was constructed; then, the HCD (Figure B) was designed using the SCID method.

The PGM is then constructed by performing a GIPA on HPF. The connection from POR to MEC II superficial on the BIF can be regarded as a feed-forward pathway. According to Table 1, an inference process can be allocated to the connection from the variable R^{POR} to the variable X in the

Table 1: Counter stream pathways in neocortex

Pathways	Feedforward	Feedback
Direction	From the outside world to the internal state (from lower to higher area)	From the internal state to the outside world (from higher to lower area)
Laminar on cortical microcircuits (Markov et al., 2014, 2013)	Layer 3, and Layer 4	Layer 2
Meaning of signals (Yamakawa, 2020a)	Observation	Prediction
PGM	inference process	generative process

PGM . Similarly, the connection from the deep MEC to the POR on the BIF can be regarded as a feedback pathway. According to Table 1, a generation process can be allocated to the connection from variable g to variable R^{POR} in the PGM.

There exist limitations to performing GIPA about the inside of the hippocampus considering only the connectivity with the neocortex. Therefore, the engineering formulation of the SLAM modeled as PGM was used as a reference. In preparation, dynamic recurrent property between PGMs and brain structures should be discussed. First, there are many loops in the brain anatomical circuits. On the other hand, a PGM needs to be an acyclic graph. That's not easy in most cases to assign acyclic PGMs to a brain circuit, as is. However, the occurrence of apparent loops in the static structure, which is obtained by degenerating the temporal evolution of the acyclic PGM, is not in itself a problem.

The PGM for HPF in Fig. 2 was constructed to be consistent with SLAM's PGM by using GIPA procedure based on the above discussion. Engineering SLAM is a PGM that estimates directly the future self-posture $X(t + 1)$ from the current self-posture $X(t)$. In contrast, the self-posture X at the next time in HPF is generated via variables such as H , r , X' , and g . Since the PGM of the HPF in the Fig. 2(c) is degenerated in time, there is a circulation in the generation process, at a glance. To make it clear that circulations with time advancing is acceptable for PGMs, the notation "next time generation process" was introduced. The generation with one time step progress is represented by a double line orthogonal to the generation arrow, plus the symbol Δt . Note that there is arbitrariness of position the time progress can be allocated in the loop of PGMs².

Related to the theta phase precession phenomena in the HPF circuit, signals that circulating in looping circuit in HPF are assumed in units of discrete-event queues that is current state with include both near-past history and near-future predictions (see also Section 5.2.2).

2.4. WB-PGM for Lifelong-learning Robots (AGI)

At some point in the future BRA will cover entire brain, the PGM-based design that is being developed based on BRA will also cover entire brain,

²Arbitrary in the sense that the International Date Line can be placed at any longitude on Earth.

and the realization of WB-PGM will proceed toward. The WB-PGM is expected to be able to adapt the entire cognitive system for lifelong learning. The PGM-based approach is suitable for developing an integrative cognitive architecture for lifelong-learning robots because it enables the integrative cognitive system to perform unsupervised learning that does not require human-annotated data for training and can exploit the benefit of interdisciplinary exchanges with neuroscience and cognitive science in its development.

Cognitive architecture is often regarded as the standard model of the *humanlike* mind (Laird et al., 2017). Cognitive science, neuroscience, robotics, and AI contribute to the understanding of the mind. Each field adopts a unique approach. A wide range of studies across these disciplines is expected to converge and yield a singular understanding of the mind. The study of cognitive architecture has a long history. Many architectures have been proposed, including Soar, ACT-R, Sigma, and their variants (Laird, 2012; Rosenbloom et al., 2016; Anderson, 2009). Traditional models are based on symbolic AI. Neural networks and PGMs have also been considered for modeling cognitive architecture. However, such a stream of studies on cognitive architecture is mostly top-down and theoretical. They are rarely implemented and tested on embodied artifacts in real-world physical and social scenarios such as cognitive and social robotics. They are not based on real-world multimodal information, unlike modern AI, such as deep learning-based pattern recognition and synthesis, and concept formation and representation learning (LeCun et al., 2015; Fadlil et al., 2013).

The WB-PGM should be validated by evaluating it on real-world tasks. Human intelligence has evolved throughout the history of environmental adaptation. In this sense, our cognitive systems have been developed to survive in a real-world environment, involving physical and social interactions. A humanlike cognitive system such as the AGI should be evaluated in a real-world environment where the human cognitive system evolved. If some tasks cannot be achieved in a real-world environment by a developed AI system, the corresponding aspects of human intelligence are missing. The cognitive system should learn many skills by organizing multimodal sensorimotor information observed by the system itself. For this purpose, the cognitive system ought to have a body to actively and autonomously explore the physical and social environment. Therefore, it should be tested using robots that have bodies to act in a real environment.

From the viewpoint of brain science, where researchers seek to understand how natural minds and brains work in greater detail, a standard model, such

as the WB-PGM, can provide top-down guidance to interpret actual experimental results, which is always obtained from a partial cognitive process and under limited conditions. Furthermore, such a model can suggest new experiments for efficiently uncovering the mystery of the human brain and cognition. Therefore, this study situated cognitive architecture on the intersection of neuroscience, AI, and robotics. We are convinced that the WB-PGM will also extend neuroscience studies.

3. PGM-based Cognitive modules

The WB-PGM was developed by integrating cognitive modules into a single PGM. A wide range of elemental cognitive modules was developed with regard to their respective cognitive capabilities. This section provides a survey of the PGM-based cognitive modules towards integrating them further to realize the WB-PGM.

3.1. *Visual perception and representation learning*

The mammalian brain prepares a minimum of two processing modules for each sensory modality, one for action and the other for recognition or consciousness (Ungerleider, 1982; Goodale and Milner, 1992; Sakagami and Pan, 2007). For example, the visual information in the retina is sent to the primary visual cortex (V1), which includes two cortical pathways. The dorsal pathway from the V1 to the parietal cortex determines the spatial layout of objects and computes their disposition for actions. The ventral pathway from the V1 to the inferotemporal cortex mediates object recognition and contributes to the formation of our cognitive world. Anatomical data further reveal that the parietal cortex projects primarily to the premotor and dorsolateral prefrontal cortices (DLPFC) (Pandya and Seltzer, 1982). Specifically, the reciprocal connection between the parietal cortex and DLPFC contributes to spatial attention and spatial working memory (Constantinidis and Klingberg, 2016). In contrast, the inferotemporal cortex has many efferents to the prefrontal cortex, especially the ventrolateral prefrontal cortex (VLPFC) (Ungerleider et al., 1989). The projection from the inferotemporal cortex to the VLPFC appears to be critical for concept formation (e.g., categorization) and generation of new information (deductive inference) (Pan et al., 2008; Tanaka et al., 2015). Recently, Bengio et al. (2013) demonstrated that their machine learning algorithm could successfully simulate representation learning in the ventral pathway.

In representation learning, a good representation indicates generalizability to arbitrary tasks. Various hypotheses have been proposed as properties that such a representation should satisfy (Bengio et al., 2013; Goodfellow et al., 2016), one of the most important of which is disentanglement (Higgins et al., 2016). Disentanglement holds that each element of the representation should be semantically meaningful. For example, if we have a picture of a cat, we observe that the picture consists of various meaningful elements, such as the type of cat, its orientation, and the position of the light source. This was inspired by the idea of the human concept formation.

Scene interpretation corresponds to the ventral pathway in the brain; it is the study of recognizing the images of multiple objects using VAEs in an unsupervised manner to decompose the disentangled representation corresponding to each object. In this study, the models were designed to assume several latent variables corresponding to the objects and generate the decomposed images from them (Figure 3). Eslami et al. (2016) proposed attend-infer-repeat (AIR), which decomposes the latent variable of each object into what the object is and its location in the image, and infers the latent variables of the objects in the image. AIR can recognize and reconstruct each object end-to-end on images of multiple handwritten digits. Kosiorek et al. (2018) extended AIR temporally by introducing latent variables that correspond to objects that have been present since the previous step and those that only just appeared in the current step, respectively. Furthermore, to properly decompose images with multiple complex objects, an approach whereby a mask was introduced for each object as a latent variable, which is also inferred in the recognition process, was introduced (Greff et al., 2019; Burgess et al., 2019; Engelcke et al., 2019).

3.2. *Value and Reinforcement*

The reward and value system is fundamental to the survival of a biological system in a given environment. In the RL theory, a value function is defined as the expected sum of future rewards. Neuroscience studies have revealed several brain areas that play major roles in RL, including the amygdala and basal ganglia. These areas receive strong projections of dopamine neurons, which have been demonstrated to encode reward prediction errors (Schultz et al., 1997). The projection from the cortex to the basal ganglia has distinct forms of plasticity, depending on the presynaptic input and postsynaptic spike output, followed by the dopamine input, that is, the dopamine-dependent plasticity (Reynolds et al., 2001; Yagishita et al., 2014; Iino et al.,

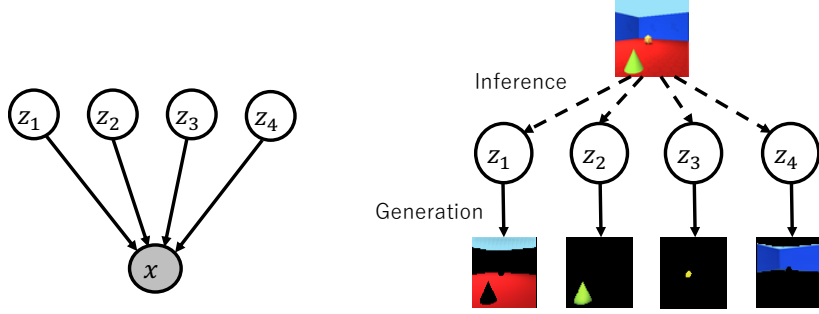


Figure 3: Graphical model of scene interpretation and its process of image decomposition. The decomposed images were generated using GENESIS (Engelcke et al., 2019).

2020). Owing to these observations, RL models of the cortico-basal ganglia circuit have been proposed (Barto, 1995; Montague et al., 1996; Doya, 2007). A specific hypothesis is that the neurons in the basal ganglia learn state and action value functions (Doya, 2000); this hypothesis has been supported by neural recording experiments (Samejima et al., 2005; Pasquereau et al., 2007; Lau and Glimcher, 2008; Ito and Doya, 2015). The circuit of the basal ganglia is composed of multiple pathways (direct and indirect (Hikida et al., 2010)), the striosome, and matrix (Yoshizawa et al., 2018). Incidentally, recent RL algorithms for robust and efficient performance use multiple types of value functions (Haarnoja et al., 2018a; Wang et al., 2020), possibly hinting at the need for multiple pathways in the basal ganglia.

Effective RL critically depends on the representation of states and actions. The cerebral cortex provides multimodal, hierarchical representations of states and actions through unsupervised representation learning and inference of hidden variables (Doya, 1999). Although backpropagation in a deep Q network solves the problem of value-oriented representation learning, it is known to be highly data-demanding (Lake et al., 2017). Furthermore, although representation learning in the cortex appears to be unsupervised, experimental observations suggest that learning is modulated by reward or value signals (Bao et al., 2001; Seitz et al., 2009). A recent study demonstrated that variational recurrent neural networks can be applied to RL to determine task-critical latent variables (Han et al., 2020b).

In addition, to achieve fast learning and fine control, it is important to select the right level of abstraction. The amygdala and cortico-basal ganglia appear to form a hierarchical RL system. The evolutionarily old amygdala

is crucial for immediate actions for primary reward and punishment. The amygdala is composed of a cortex-like lateral part and basal ganglia-like central part (Cassell et al., 1999), which may be seen as a prototype cortico-basal ganglia circuit. The cortico-basal ganglia circuit is composed of multiple parallel loops: the limbic loop through the ventral striatum, the prefrontal loop through the dorsomedial striatum, and the motor loop through the dorsolateral striatum (Voorn et al., 2004; Ito and Doya, 2015; Balleine et al., 2015). These parallel loops appear to form a hierarchical RL system, spanning different levels of abstraction (Haber et al., 2000; Voorn et al., 2004; Ito and Doya, 2015; Balleine et al., 2015). Determining the right set of action primitives or options and their combinations is an active area of research (Bacon et al.; Han et al., 2020a).

3.3. Action planning and control

Although model-free RL provides a generic solution to control problems, learning requires many trials, and evidence suggests that humans deploy model-based strategies using action-dependent state transition models (Wolpert et al., 1998). The cerebellum has been proposed to provide deterministic forward models learned by supervised learning that can be useful for motor control (Wolpert et al., 1998; Doya, 1999). Learning and inference of probabilistic transition models may involve the cerebral cortex (Doya et al., 2007; Funamizu et al., 2016). Model-based decision-making, planning, control, and RL, as realized by the network linking the cortex, basal ganglia, and cerebellum, are areas of active research (Doya, 1999; Daw et al., 2011; Fermin et al., 2016b; Tanaka et al., 2018)

The classic framework for model-based optimal control is dynamic programming based on the Bellman equation (Bellman, 1952). The similarity between the equations for optimal state inference and optimal control is known as the Kalman duality (Kalman, 1960). As noted by Todorov, the meaning of this duality is the similarity between the update equations for the log posterior in state inference and the state value function in optimal control (Todorov, 2008). Currently, the framework is recognized as “planning as inference” (Botvinick and Toussaint, 2012) or “control as inference” (CaI) (Levine, 2018).

Representing decision problems in the framework of PGMs allows us to explicitly represent the causal structure of the world and derive the objective more formally. Levine (2018) introduced a binary optimality variable that indicates whether the state and action at each time in the MDP is optimal

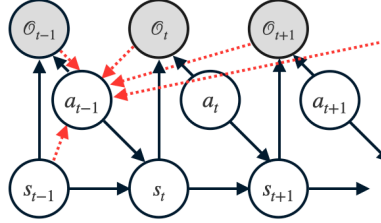


Figure 4: MDP model featuring optimality variable \mathcal{O} . The dotted line represents the inference to action from the optimality variable over the future and the current state, which is the optimal policy.

and encodes the reward function as an inference of the optimality variables (Figure 4). In the CaI framework, we can derive the entropy regularized expected reward objective by performing the variational inference of the optimality variable at all times, from which we can derive the soft actor-critic (SAC) (Haarnoja et al., 2018b). In addition, we can derive an iterative planning method based on the inference of the plan, that is, a series of actions, instead of policy optimization, as in the SAC. Okada and Taniguchi (2020) demonstrated that the difference between various planning methods can be generalized as the choice of the posterior distribution in the inference of optimality variables. The idea was extended to POMDP settings as well (Okada et al., 2020).

3.4. Spatial cognition and mapping

In neuroscience, it has long been assumed that the HPF, consisting of the hippocampus and entorhinal cortex is responsible for functions such as episodic memory, spatial cognition, and response inhibition. Interestingly, memories are transferred to the neocortex through the phenomenon of memory replay and consolidation during sleep.

Thus, HPF has various functional aspects. However, for the following reasons, it would be useful to learn from the brain by focusing on spatial cognitive functions that play an important role in the navigation of mobile robots. This is because the SLAM technology (Thrun et al., 2005; Uchiyama et al., 2017), which combines the functions of self-position estimation and map formation, has been formulated as PGM, and this function can be naturally incorporated as a part of WB-PGM. Furthermore, as described below, there has been extensive neuroscientific research on spatial cognition related to HPF, mainly in rodents.

Involvement in spatial cognitive abilities in the hippocampus has long been considered responsible for cognitive maps (Tolman, 1948; O’keefe and Nadel, 1978). There have also been epoch-making discoveries of space-encoding cells such as place cells, border cells, head-direction cells, and grid cells. Place cells are neurons that are active in specific locations within the hippocampus (O’keefe and Nadel, 1978). Grid cells are neurons in the medial entorhinal cortex (MEC) that are cyclically active as rodents and other animals move through space (Hafting et al., 2005).

Essentially, spatial cognitive ability involves the transformation of self-centered (egocentric) information obtained directly from sensors into a representation of world-centered (allocentric) information. In addition, grid cells contribute to the representation of this world-centered coordinate system. Since the beginning of the 21st century, research on the relationship between the HPF and posterior parietal lobe, which represents self-centered and world-centered information, has been conducted (Whitlock et al., 2008; Wilber et al., 2014, 2017).

Subsequently, we discuss the evolution of the SLAM technology from a practical perspective. SLAM models can be represented by PGMs based on the POMDP. PGM-based SLAM models are estimated based on Bayes filters such as landmark-based (Montemerlo et al., 2002), and grid-based (Grisetti et al., 2007) FastSLAM. The SLAM-related mathematical theory and implementation have made rapid progress in the last decade.

Furthermore, the semantic mapping approach, which includes the meanings of places and objects, has been actively developed as the next direction of SLAM (Kostavelis and Gasteratos, 2015). Semantic mapping is highly useful and effective for performing human-robot interaction tasks. Specifically, it is important to appropriately generalize and form place categories while dealing with the observation uncertainties. To address these issues, PGMs for spatial concept formation have been constructed (Taniguchi et al., 2016a, 2017; Hagiwara et al., 2018; Katsumata et al., 2020). Taniguchi et al. (2017) have proposed the spatial concept formation with SLAM (SpCoSLAM), which is place categorization and mapping through unsupervised online learning from multimodal observation. The SpCoSLAM is an integrated PGM composed of SLAM, Gaussian mixture model, multimodal Dirichlet process mixture model, and speech recognition, as shown in Fig. 5). Katsumata et al. (2020) successfully transferred global spatial knowledge related to multiple environments to a new environment by integrating the spatial concept model with GANs. This approach to spatial concept formation was also adopted for

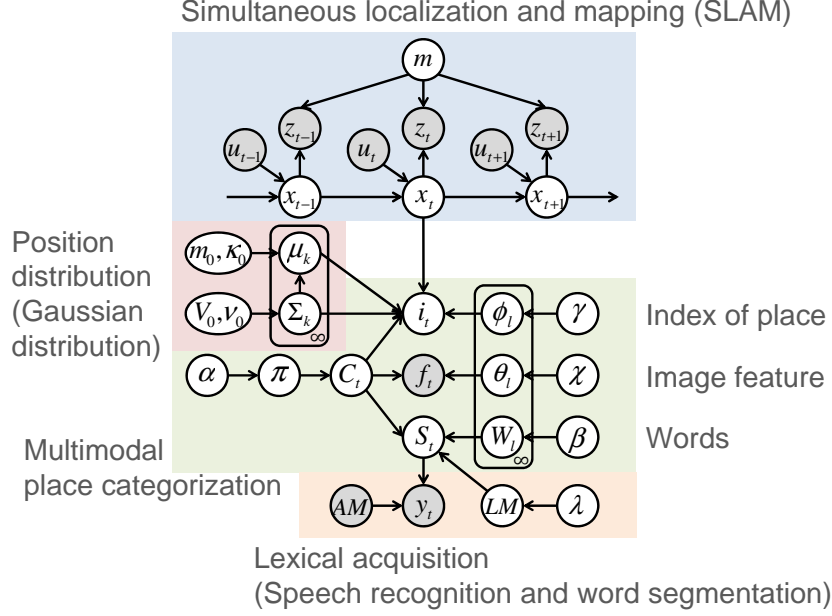


Figure 5: Graphical model of SpCoSLAM (Taniguchi et al., 2017).

tasks in the World Robot Summit (WRS) (El Hafi et al., 2020; Taniguchi et al., 2021b). We consider the above models as candidates for a cognitive module with functions similar to the HPF. Details are discussed in Taniguchi et al. (2021a).

3.5. Social interaction and inference

Social behavior is an individual’s behavior under the influence of others in certain circumstances. Specifically, humans have a special bias in their social behavior and prosociality, which refers to the tendency to benefit others by sacrificing their own profit. It is assumed that human prosociality is calculated in the cortical model-based process (Knoch et al., 2006). However, Rand et al. (2012) demonstrated that human subjects tend to exhibit more prosocial behavior intuitively while being more selfish in deliberation. Furthermore, Fermin et al. (2016a) indicated that the subcortical areas, particularly the amygdala, play an important role in prosocial behavior, and cortical areas, specifically, the prefrontal cortex, are critical for proself behavior. Yamagishi et al. (2017) suggested that the prosocial bias, which was related to the dependency of model-free or model-based processes, varied across individuals. It can be conjectured that some social habits are

acquired in the stereotyped stimulus-response circumstances through RL of model-free systems, and others have been mediated by goal-directed calculation of model-based systems. However, much of the neural mechanisms underlying social behavior remain unclear.

Except for some aspects that will be subsequently explored, social communication is a broad concept that has not been sufficiently explored from the angle of PGMs.

Intention estimation can be modeled as an inference of the latent variables of others to predict their behavior. Social communication involves estimating and understanding the intention of others. If we estimate a person’s intention, we can predict their behavior more accurately. In this sense, intention estimation can be modeled as a prediction problem, to some extent. In the early days following the postulation of this idea, Wolpert et al. (2003) argued that intention estimation can be modeled using multiple forward-inverse models. The discussion can be reinterpreted with PGMs in a more sophisticated manner. Intention is regarded as a latent variable within a system, that is, a person and the inference of the latent variable can be regarded as intention estimation.

However, if a person attempts to model each person’s behavior by assuming latent variables, the complexity of the model increases. For example, when we play football, we apparently do not predict the players’ behavior one by one. PGMs that enable a cognitive system to predict the behavior of a person and multiple people (i.e., a group) and conduct a cooperative task are required.

3.6. Speech recognition and language

Language is a representative fruit of the evolution of human species. It gives us the power to form a community, society, culture, civilization, and science. We can communicate complex information by combining linguistic symbols using our vocalization system. An important aspect of the human language is that the symbolic system is not directly encoded in the biological gene (genome); rather, it is encoded in a cultural gene (meme). Knowledge is transferred using language. Language has non-biological and non-physiological effects on the development and function of the brain Deacon (1998).

Speech recognition and generation are the fundamental parts of our spoken language. The motor theory of speech perception is a well-known and widely debated hypothesis in the cognitive and brain sciences of our speech

system. The theory argues that we use generative models of speech signals per utterance (Liberman et al., 1967; Galantucci et al., 2006; Laurent et al., 2017). In other words, it claims that the objects of speech perception are the speakers’ vocal tract gestures. According to this brain theory, the PGM-based approach is suitable for speech recognition and language.

Before the deep learning-based approach became dominant, speech recognition and synthesis were conventionally studied using PGMs (Zhang et al., 2017). The HMM, a type of PGM for time-series data, is widely used for speech recognition systems (Rabiner and Juang, 1986; Lee and Kawahara, 2009). Generally, a speech recognition system is composed of an acoustic model and a language model. The acoustic model models the acoustic features of speech signals for phonemes. This is a generative model of acoustic features. In contrast, the language model models the generative process of word sequences. A word corresponds to a sequence of phonemes. This two-layer hierarchy for speech generation is typically applicable to spoken language and is termed double articulation. The hierarchical Dirichlet process-hidden language model (HDP-HLM) is a total generative model that involves language and acoustic models within a unified PGM. Taniguchi et al. (2016c) proposed HDP-HLM and derived a blocked Gibbs sampler for the PGM. It was demonstrated that the machine learning-based method can perform simultaneous phoneme and word discovery from speech signals alone.

The syntactic nature of language has also been studied from the viewpoint of generative models for a long time. Probabilistic models for generative grammar, such as probabilistic context-free grammar and combinatory categorial grammar, assume that there is a latent tree structure behind a sentence, that is, a word sequence (Liang et al., 2007; Bisk and Hockenmaier, 2013). Inferring the latent structure corresponds to parsing in syntactic analysis.

Recently, a neural network-based approach to natural language processing has become dominant. Many GAN-based and VAE-based methods for speech signal processing have been developed (van Niekirk et al., 2020; Kameoka et al., 2018). Such DPGMs involving neural networks can exploit the advantages of neural networks, that is, deep learning, for speech signal processing. Although HMM-like PGMs are less frequently used in the late 2010s, this does not mean that the PGM-based approach is not valid. The mathematical framework of PGMs involves DPGMs as well. Specifically, to leverage non-annotated data, unsupervised learning methods based on PGMs and self-supervised learning methods are promising. Self-supervised learning

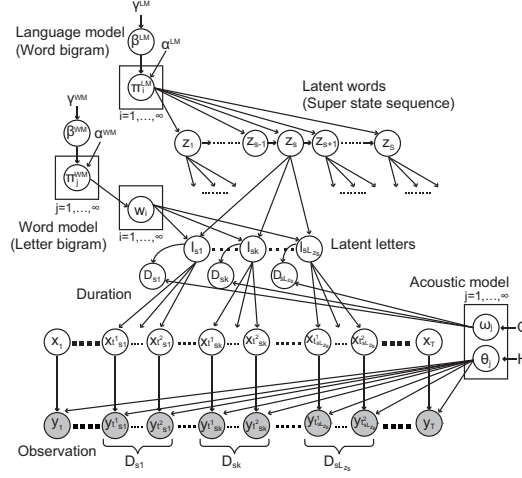


Figure 6: Graphical model of HDP-HLM (Taniguchi et al., 2016c), which has language, word, and acoustic models as latent variables. Using a blocked Gibbs sampling procedure, HDP-HLM can infer these models and latent sequences of words (i.e., latent words) and phonemes (i.e., latent letters).

methods for language, for example, BERT and GPT-3, exhibit remarkable performance (Devlin et al., 2018; Brown et al., 2020). In addition, when we consider the integrative cognitive model involving not only speech recognition but also spoken language acquisition, for example, phoneme and word discovery, the PGM-based approach is still promising.

Understanding the meaning of language, which is still a very challenging problem in brain science, is crucial in human social communication. Developing a cognitive architecture to achieve such linguistic communication is undoubtedly an important challenge in AI and robotics (Tangiuchi et al., 2019). A service robot is required to understand human utterances whose meaning is not always explicitly determined. A speaker suggests or implies with an utterance using an implicature. For example, “it is too hot” implies “please turn on the air conditioner” or “please wait a while until the coffee becomes less hot.” In pragmatics, people believe that the meaning of an utterance is context-based. The context involves a speaker, place, situation, and habit. Such information is not encoded by the utterance itself. Therefore, an assumption in which an utterance and meaning are regarded as the input of a function and output, respectively, is not plausible. Contextual information is provided by multimodal sensor information and a history of

interactions. This suggests that language understanding inevitably involves latent variables, and PGMs are important for modeling the cognitive system that facilitates linguistic communication. The social aspect of language is not limited to what we have described above. Although language is a social phenomenon, it is clearly realized by human cognitive systems.

4. Integration of cognitive modules

The WB-PGM was developed by integrating a wide range of elemental cognitive modules. This section describes the PGM-based approach to integrating cognitive modules. First, we revisit the machine learning-based methods for world models that involve representation learning and the integration of multimodal information, including action and sensation, using PGMs. The FEP, which provides a unified view of biological perception and behavior based on this PGM-based world model is also introduced. Finally, we introduce the SERKET framework, which allows us to develop an integrated PGM-based cognitive system, that is, WB-PGM, by combining elemental PGM-based cognitive modules.

4.1. *World Models and FEP*

Humans can construct a mental model of the world by recognizing and learning from information from the external world in a self-supervised manner. This model, which represents our hypothesis about the world, can be used as a simulator to predict the unknown or the future based on current observations. Furthermore, by incorporating our own behavior into this model, we can predict the long-term future. The framework that realizes these human functions in machine learning is called a world model (Ha and Schmidhuber, 2018; Hafner et al., 2019b,a, 2020).

The key to realizing a world model is to compress the vast and multimodal information of the external world in a spatio-temporal manner to obtain their latent representations. If such representations can be properly acquired, future predictions can be made easily by transitioning through representations in the time direction. In addition, by assuming the structure of the world as an inductive bias for the model before learning, we can acquire a world model with higher generalization performance more efficiently. PGMs are good tools for designing a world model that meets these requirements. Specifically, in the case of a time-evolving environment, POMDP models are

often assumed because input stimuli are considered to be partial observations of the environment. The generative process of observations designed by PGMs corresponds to predictions, and the inference of representations from those observations can be regarded as perceptions or recognitions from the external world. In the interarea signal transmission of the neocortex, the pathway responsible for prediction is called feedback; it is involved in the generative process in the PGM. On the other hand, the perceptual pathway is called feed-forward and is involved in the amortized inference process in the PGM (see Table 1).

The world model has been studied as a model of the environment in model-based RL. The early attempts made to “make the world differentiable” using RNNs Schmidhuber (1990) did not apply to large-scale environments because they were not equipped with representation learning. Ha and Schmidhuber (2018) introduced an RNN-based model that combined VAEs to enable spatial abstraction and trained it on the trajectories, the time series of images and actions, of complex game environments. They proved that agents that were reinforcement-trained only on the world model behaved appropriately in real game environments. Therefore, we can obtain a model of the world that has sufficient predictive power for good representation learning, similar to mental imagery training in humans.

Recently, Planet (Hafner et al., 2019b) and Dreamer (Hafner et al., 2019a, 2020), which are model-based RL with more sophisticated deep generative models based on POMDPs, have shown high sample efficiency and performance in long-term control tasks based on a series of images in the environment. Moreover, the uncertainty in the latent state representation of these models represents the model’s beliefs about the world; thus, the amount of information gleaned by the model from the environment is directly correlated to its level of certainty. Gregor et al. (2019) introduced a decoder based on this representation of the world model to a two-dimensional map and demonstrated that although the generated map is blurry in the early stages of exploration in an unknown environment, it becomes more accurate with experience.

The FEP is a promising theory that provides a unified view of biological perception and behavior based on the PGM-based world model. Von Helmholtz (1867) hypothesized that perception is the inference in an internal model. Subsequently, the Bayesian brain hypothesis and predictive coding were considered as works to minimize prediction error or “surprise.” Friston (2005); Friston et al. (2006) extended these further with insights from statistical ma-

chine learning and thermodynamics, arguing that decision-making, as well as perception, is unified within a framework of variational inference, or free energy minimization.

In addition, Friston et al. (2010, 2015) proposed active inference, in which the organism selects a sequence of actions to minimize the expected free energy, that is, the expected value of free energy in the observed distribution from the present to the future. This framework is similar to that of CaI (Levine, 2018), in that it considers decision-making as inference; however, they differ in the way they consider “preferences” for states and actions (Millidge et al., 2020). CaI introduces preference as a new random variable (i.e., optimality) in the model, whereas active inference considers it to be encoded in the observed distribution, based on the assumption that a biased world model with “less frequent events has fewer rewards.” Under this assumption, the terms corresponding to the extrinsic and intrinsic values are derived from the expected free energy. In other words, active inference involves a trade-off between exploration and exploitation in RL.

4.2. *SERKET and Multimodal Integration*

Similar to the human brain, a robot’s cognitive system must integrate many types of sensorimotor information, find relationships between them, and make use of organized internal representations. This means that the cognitive system must be very complex. In the context of symbol emergence in robotics, MMLDA was proposed by combining many PGMs of MLDA (Fadlil et al., 2013). The MLDA was combined with the nested Pitman-Yor language model (NPYLM) MLDA+NPYLM³ to achieve unsupervised word segmentation based on the integration of the MLDA and PGM (Nakamura et al., 2014). SpCoSLAM integrates PGMs for multimodal categorization, which is similar to MLDA, SLAM, and automatic speech recognition systems relating to the word discovery capability (Taniguchi et al., 2017). By maximizing the trajectory probability based on the CaI framework, path planning based on semantic information can be conducted using the PGM, that is, SpCoSLAM. This method is called SpCoNavi (Taniguchi et al., 2020a). These results clearly demonstrate that the PGM-based approach has the flexibility of integrating a broad range of cognitive modules and the capability to make them learn together.

³The abbreviation, MLDA+NPYLM, used in this paper was not used in the original paper. It was however used in later articles.

When we attempt to develop a large-scale cognitive system involving a wide range of the cognitive functions of the human brain, developing such a huge computational based on PGMs efficiently becomes a critical problem. The use of a probabilistic programming language (PPL) is a possible solution. Many kinds of PPLs that enable the efficient development of PGMs have been proposed (Goodman et al., 2012; Tran et al., 2017; Bingham et al., 2019; Sato and Kameya, 1997). However, when we develop a WB-PGM using only a PPL, it is necessary to re-implement each cognitive module using the PPL. This may cause a reusability problem from the viewpoint of software development. We need a development framework that allows us to use elemental PGMs developed in a heterogeneous and distributed manner.

SERKET is a framework for integrating PGM-based cognitive modules developed in the context of studies on symbol emergence in robotics (Nakamura et al., 2017). Building integrative cognitive systems using PGMs is a promising approach. Designing an inference procedure for the developed PGMs sequentially is highly tasking. Modern integrative cognitive models for multimodal concept formation and language acquisition by robots, for example, MMLDA and SpCoSLAM, involve many nodes; thus, variables and inference procedures are proposed for each model. However, it was found that most of such integrative PGMs can be regarded as composites of several elemental cognitive modules, that is, PGMs, whose inference procedures have already been developed. SERKET provides a protocol with which the inference procedure of an integrative PGM is divided into inference procedures for each elemental PGM and communication among them. Communication, that is, message passing, between elemental cognitive modules enables the whole cognitive model composed of many elemental modules, that is, the WB-PGM, to be trained throughout the integrative system after the composition using the SERKET framework.

Neuro-SERKET is a natural extension of SERKET (Taniguchi et al., 2020b). Although SERKET does not support neural network-based PGMs, that is, DPGMs, Neuro-SERKET supports them. Neuro-SERKET allows elemental cognitive modules to learn in a heterogeneous manner. Each module uses different learning methods. For example, two modules trained using Gibbs sampling and variational inference can be integrated. Practically, this flexibility helps people develop an integrative cognitive system using pre-existing and distributed cognitive modules. In the deep learning-based approach, differentiability is required throughout the system. In this sense, each cognitive module must be homogeneous from the viewpoint of optimiza-

tion. In contrast, the SERKET framework allows us to use heterogeneous cognitive modules, that is, the learning and inference processes of each module can be encapsulated. We believe that this characteristic enhances the reusability of the elemental cognitive modules in a practical sense.

From the viewpoint of the practical implementation of the SERKET framework, there is the question of how to realize the communication protocol. Using a PPL or a library, for example, Pixyz (Suzuki), is a promising approach.

However, the possible integrative cognitive architecture has a huge degree of freedom to pick up elemental cognitive modules, connect them, and let them work and learn together. This is a design problem of cognitive architecture, a standard model of the mind. Learning the human brain architecture is a good approach to reduce the complexity of the design problem. The human brain is an excellent example of an integrative cognitive system that can work in the real-world environment and perform a wide range of complex tasks.

The WB-PGM should be interpreted from the viewpoint of the brain architecture. Such interpretability enables researchers to identify what is missing and what is implemented; it also facilitates communication between AI and robotics researchers and brain and cognitive science researchers.

5. WB-PGM

To develop a multimodal cognitive system, beyond the development of machine learning algorithms and signal processing modules that emphasize performance, it is necessary to consider the following points: 1) Machine learning algorithm (theory) considering the correspondence with the structure of the brain, 2) realization of the whole structure, not only the part, 3) interaction between the real body, including the sensor, and the real environment, 4) developmental learning considering timeline, and 5) consideration of computational and energy efficiency.

Currently, it is not easy to build a system that considers all of these factors. On the other hand, it is becoming possible to generate complex structures by combining the above-mentioned PGMs. This approach has the potential to build functions and information structures equivalent to those of the brain. Here, we describe the ideas, current trials, and challenges of the WB-PGM for a holistic approach.

There are several related studies on function-based modeling and the implementation of the entire brain. For example, (Eliasmith et al., 2012) proposed a neural architecture, “Spaun,” which models the entire brain function. This study aims to elucidate the mechanism by bridging the gap between the response of neurons and function as a whole. Sagar et al. (2016) developed a system, “BabyX,” that simulates the entire brain function. A sensor-motor system using a functional model of the brain can generate realistic facial expressions.

These studies aim to realize a holistic model, similar to this study. However, sufficient complexity and functions of the brain as a whole have not been realized. This is because these systems are not easy to extend. In addition, these projects focus on limited tasks that can be achieved by the entire system. We believe that it is important to realize interaction with the physical environment and long-term learning by integrating it with robots. Furthermore, we believe that the ease of analysis of the learning process is also important, and in our proposal, the interpretability of PGMs is also an important factor.

5.1. Roadmap

The WB-PGM combines the recent development of generative models in machine learning with knowledge of the structure and functional level of the entire brain. Thus, it aims to reproduce the flexible cognitive functions of humans, which cannot be achieved by the current AI centered on discriminative models. Moreover, neuroscience is not good at grasping a whole structure at once. Therefore, it is necessary to create a bird’s-eye view that can be operated/verified as a whole using the WB-PGM.

It is not easy to match the structure of the brain with the machine learning model. It is necessary to determine the level at which to think. In that respect, the structure of the brain should refer to the BRA. On the other hand, in machine learning, the world model can mimic the human brain structure at the functional level. Currently, efforts to match the WB-PGM and BRA are underway (Miyazawa et al., 2019a,b; Taniguchi et al., 2021a). We have developed a prototype of the integrated cognitive model based on the structure proposed by Doya (Doya, 1999). We are working on coordination with the BRA, as shown in Fig.7.

As above-mentioned, the type of body used is also an important issue, when considering the WB-PGM. Currently, many robots to which machine learning is applied are arm-type robots, which are very different from the

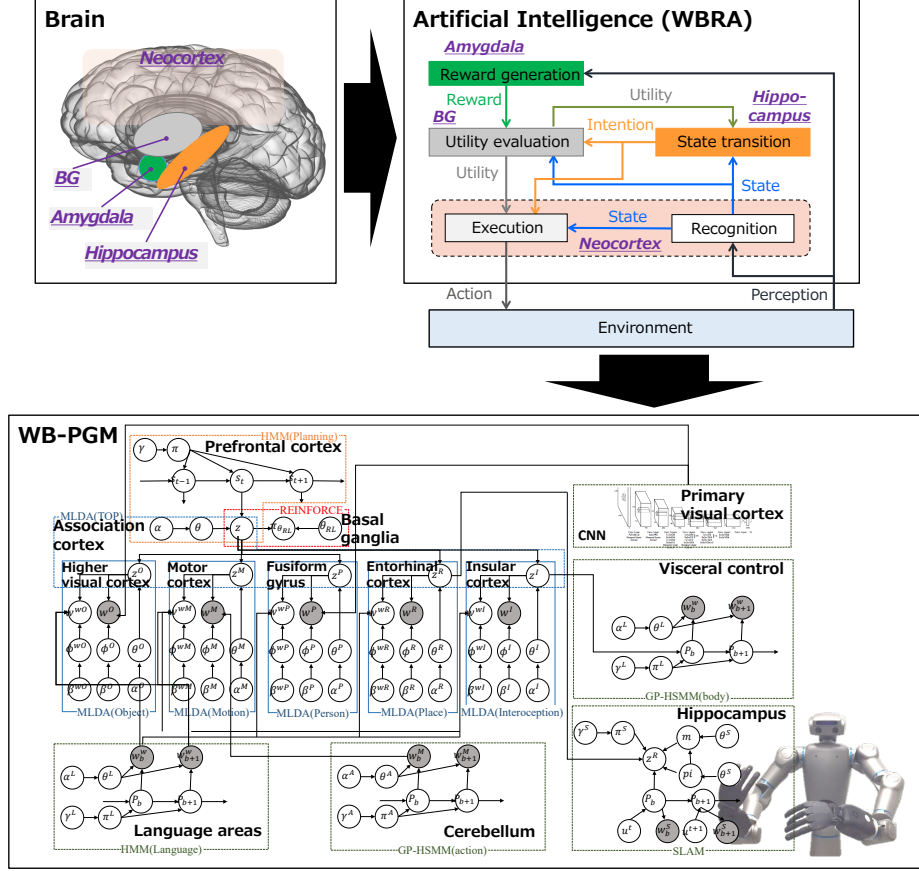


Figure 7: Idea of building WB-PGM based on the functional structure of the brain via BRA. Please, note that this figure is intended to provide an overview of the WB-PGA development process. The details of this figure are under consideration and may not be accurate.

human body and are “hard” robots. We believe that it is necessary to make these robots mirror the human body more closely; this aim can be ultimately realized using whole-body humanoid robots. Furthermore, it is desirable to conduct research using a “soft robot” with a soft body as a platform (Man and Damasio, 2019).

Based on these, the roadmap for the WB-PGM was realized as follows. The directions can be broadly divided into two categories: model refinement and communication modeling. This is because PGMs are highly compatible with the interarea communication of the cerebral cortex (see Table 1) and

are currently being implemented mainly in the cerebral regions.

The model refinement of the individual brain can be realized as follows:

- A-1) (rough) connection of the entire brain: Implement a framework to connect the whole brain, and build the whole system by the current correspondence between BRA and PGMs through GIPA. Experiments are performed by connecting and implementing robots. At present, this is at a very rudimentary level; however, the simplest function is constructed using PGMs, and robotics experiments, such as (Araki et al., 2013; Nishihara et al., 2017), are being conducted.
- A-2) refinement of each region such as hippocampus, cerebellar, and amygdala: Detailed correspondence regarding the hippocampus is in progress (Taniguchi et al., 2021a; Fukawa et al., 2020).

It is necessary to promote the development by repeating A-1) and A-2. Eventually, we will consider implementing WB-PGM on soft robots.

Secondly, the direction of communication modeling must be considered.

- B-1) multiple WB-PGMs interaction: For example, an experiment on language emergence is possible (Hagiwara et al., 2019).
- B-2) experiments with multiple robots and multiple people

By facilitating an optimal interaction between A and B, we aim to create a model that captures the development of sociality in the future.

5.2. Current status of WB-PGM

5.2.1. Primitive structure in WB-PGM

The WB-PGM has a primitive structure of function, similar to the basic layered structure of the cerebral cortex. As mentioned above, the WB-PGM uses a PGM as the primitive structure, which corresponds to “Circuit” in the BIF and is organized into three generations in our project.

The first generation is a PGM that is directly described in the probabilistic generative process, which is the most basic structure. Model learning is a parameter estimation problem for probability distributions and is realized using Gibbs sampling or variational inference (Tomoaki Nakamura et al., 2007).

The second generation is a DPGM represented by VAE, which replaces the parameter estimation of the probability distributions with learning by a

neural network. Learning is realized by minimizing the evidence lower bound using a neural network.

As the third generation, there is a structure that uses a self-attention mechanism. The self-attention mechanism has attracted attention owing to its extremely high performance in recent NLPs such as transformer, BERT, and GPT. The application of BERT to multimodal expansion and RL is progressing (Miyazawa et al., 2020), and such multimodal BERT may become the basic module of the third generation.

5.2.2. Connection of the building blocks

How the overall structure is constructed by combining primitives is important. By combining them, a representation learning module (elemental module) corresponding to the cerebral cortex was realized. Modules that control aspects, such as vision, speech, and language, were also incorporated. Furthermore, an RL module and a temporal module for long-term temporal planning were connected via the latent space held by the representation learning module.

However, time management posed a challenge in the course of connecting building blocks to configure the entire structure. To handle information flexibly, it is necessary to consider the physical characteristics of each signal and the time scale, according to how it is used. The brain is thought to process information on a multi-scale and asynchronous basis; hence, it is necessary to realize such an integration mechanism. Recently, Taniguchi et al. (2021a) abstracted a neural activity phenomenon called phase precession into a mechanism called discrete-event queues when constructing the PGM of the HPF. This kind of brain-inspired research could help us further strategize on how to handle time in PGMs.

It is also useful to evaluate the biological plausibility of the constructed system based on whether it operates on a schedule similar to that of the brain. This is because, the assessment of fidelity, such as functional similarity and activity reproducibility, evaluates whether the temporal behavior of the module is consistent with the function for which the HCD was designed, or with the neural activity phenomena of the organism (see subsection 2.2).

Currently, the concept of perception level and the integrated concept are realized by introducing a higher layer that integrates the information of each structured modality. Furthermore, the proposed model is a simple mechanism for executing long-term action plans by modeling the temporal relationship on an integrated concept.

A model realized by combining lower-level concepts with the higher-level layers that are downsampled versions of the lower-level ones is well known as a “coarse-to-fine” model in generative models of images. On the other hand, it is necessary to study the technology through which various modules process information at different time intervals and asynchronously/non-linearly and integrate them. One approach would be to incorporate the idea of an integrated execution platform such as BriCA (Takahashi et al., 2015), which factors the asynchronous nature of the brain, into the PGM.

5.2.3. Implementation

An example based on the proposed framework was developed using Neuro-SERKET (Taniguchi et al., 2020b). As above-mentioned, Neuro-SERKET can easily implement complex structures and optimize the entire structure by combining modules. In addition, because it can include existing deep learning models, it is possible to incorporate, for example, an existing speech recognition module. Miyazawa et al. (2019b) integrated a representation learning module, language learning module, and RL module using Neuro-SERKET, and demonstrated the possibility of a real robot learning language and behavior simultaneously. However, when considering the realization of the WB-PGM, there are problems to be considered in relation to brain functions, such as the range of influence and scheduling of inference based on submodules and hierarchy.

5.3. Future issues

Here, we have described the concept and current status of the WB-PGM. However, there are many things to consider in the future. The most important thing is to increase the precision of the correspondence between the WB-PGM and BRA through fidelity evaluation (see 2.2) because the correspondence between the current brain structure and WB-PGM is too simple. Specifically, it is necessary to consider the problem of dividing the area, such as how to manage time in the model and how much to infer at a particular time, and the missing elemental modules.

On the other hand, it is also important to introduce a developmental perspective. For that purpose, it will be necessary to reproduce a physical body that can constantly work and learn, and even grow. In this respect, the use of soft robots is promising and may lead to lifelong learning. This may ultimately lead to the suggestions on endowing robots with the following capabilities:

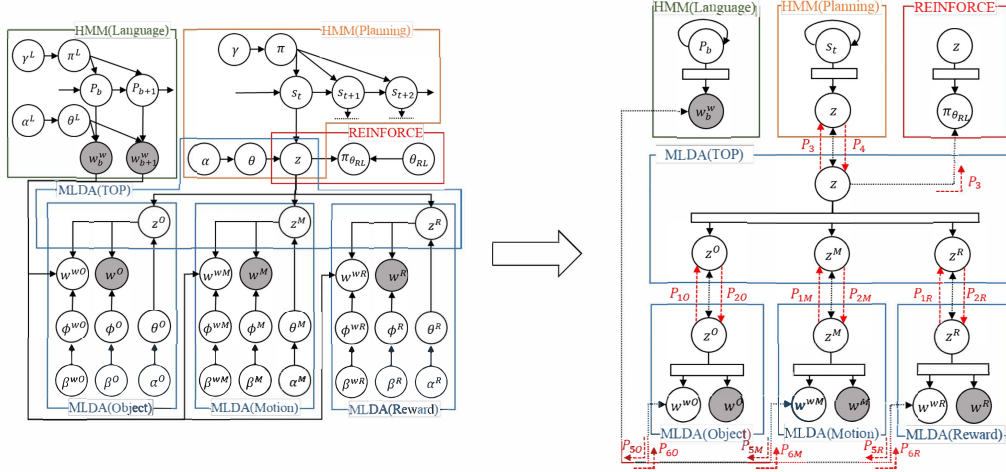


Figure 8: Our current prototype of the WB-PGM; PGM representation of the WB-PGM prototype (left), and SERKET implementation (right) (Miyazawa et al., 2019a).

1. learning of causality: generalization, sample efficiency
2. emotions (maintaining its own body): from self/other to sociality
3. creativity: social value, imagination
4. explainability: communication
5. consciousness: global work space, meta cognition, qualia

6. Conclusion

In this paper, WB-PGM, an approach to develop an integrative cognitive architecture for a developmental robot based on brain-inspired PGMs, was described. PGMs and their inferences can learn knowledge from sensory-motor observations without manually crafted annotation/label data. Unlike most modern AI systems, biological cognitive systems, especially the human brain, can acquire a wide range of cognitive capabilities without supervision. We argue that the PGM-based approach is promising for the development of an integrative cognitive architecture. PGM-based integrative cognitive systems for developmental robots have also been proposed. However, their cognitive capabilities are limited. Furthermore, elemental cognitive modules were introduced or discussed in relation to PGMs. Subsequently, we hypothetically described a prototype of integrative cognitive architecture.

Building a WB-PGM has two advantages. First, it can serve as a reference for brain studies. The PGM describes explicit informational relationships between variables, that is, internal representations. This description provides interpretable guidance from the computational model to brain science. By providing such information, researchers in neuroscience can give feedback to researchers in AI and robotics on what the current models lack with reference to the brain. We believe that our WB-PGM approach can facilitate discussion and collaboration among neuro-cognitive science and AI and robotics.

We admit that world models and the FEP are general and critical ideas for developing next-generation AI, which is integrative, autonomous, and developmental. However, current studies related to these theoretical ideas are mostly limited to simple, that is, toy problems, and experiments in a simulation environment. Intelligence emerges through evolution in real-world environments. Therefore, to study cognition, it is crucial to test hypothetical ideas in a real-world environment. Developing robots and making them perform practical tasks in the real environment are important processes in the exploration of next-generation AI. To this end, top-down engineering of cognitive architecture is required. A theory-based practical implementation of artificial cognitive systems in robots is crucial.

This paper argues that referring to the WBA, that is, the structure of the human brain, is beneficial for developing a cognitive architecture. However, naturally, it may be argued that such brain structures should emerge from data learned by a large neural network. Current success in very large language models, for example, GPT-3 and BERT, seems to corroborate this idea. We do not have an answer to this question; however, we believe that such a general approach is not feasible. The WB-PGM is a more promising approach to develop a cognitive architecture for a developmental robot that admits the current technological background. In addition, even if we can develop a meta-cognitive system that can facilitate the emergence of whole brain structures, the BRA and WB-PGM will be a good reference for evaluating the emerged structure.

The emphasis in this paper was on PGMs, which are basically directed graphs. Another type of Bayesian network is Markov networks, which are undirected graphs. We selected PGMs for two reasons. First, latent variable models based on PGMs, for example, LDA, HMM, and VAE, have been successful at modeling cognitive systems and good properties from engineering and practical viewpoints. Second, in generative models, arrows represent prediction, and the characteristic fits the idea of predictive coding. However,

this is not a strict argument. It is acceptable to partially introduce a Markov network into the WB-PGM.

In addition, it may be argued that the human brain has a recursive structure and bilateral connections. However, in the PGM, a directed arrow connecting two variables does not imply the absence of an inverse connection between the two nodes. The arrows represent the generative process and not the physical connections. In the inference process, an inverse information stream should be considered. This point is clearly underscored by amortized inferences wherein inference network connects nodes inversely. In this sense, when we compare PGMs and the neural connections in the human brain, it is necessary to differentiate generative processes from the inference ones.

Acknowledgements

This research was partially supported by Grant-in-Aid for Scientific Research (B) (18H03308), for Scientific Research on Innovative Areas (16K21738, 16H06561, 16H06562, 16H06563, 16H06569, 16H06571) funded by the Ministry of Education, Culture, Sports, Science, and Technology, Japan and by CREST (JPMJCR15E3), JST and by the Japan Ministry of Education, Culture, Sports, Science and Technology (KAKENHI Grant Number 17H06315, Grant-in-Aid for Scientific Research on Innovative Areas, Brain information dynamics underlying multi-area interconnectivity and parallel processing), and for a project, JPNP16007, subsidized by the New Energy and Industrial Technology Development Organization (NEDO). We would like to thank Yuya Kobayashi for providing with the experimental results for Figure 3.

References

Amari, S.I., Beltrame, F., Bjaalie, J.G., Dalkara, T., De Schutter, E., Egan, G.F., Goddard, N.H., Gonzalez, C., Grillner, S., Herz, A., Hoffmann, K.P., Jaaskelainen, I., Koslow, S.H., Lee, S.Y., Matthiessen, L., Miller, P.L., Da Silva, F.M., Novak, M., Ravindranath, V., Ritz, R., Ruotsalainen, U., Sebestra, V., Subramaniam, S., Tang, Y., Toga, A.W., Usui, S., Van Pelt, J., Verschure, P., Willshaw, D., Wrobel, A., OECD Neuroinformatics Working Group, 2002. Neuroinformatics: the integration of shared databases and tools towards integrative neuroscience. *J. Integr. Neurosci.* 1, 117–128.

- Anderson, J.R., 2009. How can the human mind occur in the physical universe? Oxford University Press.
- Arakawa, N., Yamakawa, H., 2016. The whole brain architecture initiative, in: Neural Information Processing, Springer International Publishing. pp. 316–323.
- Arakawa, N., Yamakawa, H., 2020. The brain information flow format, in: The 1st Asia-Pacific Computational and Cognitive Neuroscience (APCCN) Conference, p. 0029.
- Araki, T., Nakamura, T., Nagai, T., 2013. Long-term learning of concept and word by robots: Interactive learning framework and preliminary results, in: 2013 IEEE/RSJ International Conference on Intelligent Robots and Systems, pp. 2280–2287. doi:10.1109/IR0S.2013.6696675.
- Bacon, P.L., Harb, J., Precup, D., . The option-critic architecture, in: Proceedings of the Thirty-First AAAI Conference on Artificial Intelligence (AAAI-17).
- Ball, D., Heath, S., Wiles, J., Wyeth, G., Corke, P., Milford, M., 2013. OpenRatSLAM: an open source brain-based SLAM system. *Auton. Robots* 34, 149–176.
- Balleine, B.W., Dezfouli, A., Ito, M., Doya, K., 2015. Hierarchical control of goal-directed action in the cortical–basal ganglia network. *Current Opinion in Behavioral Sciences* 5, 1–7. doi:10.1016/j.cobeha.2015.06.001.
- Bao, S., Chan, V.T., Merzenich, M.M., 2001. Cortical remodelling induced by activity of ventral tegmental dopamine neurons. *Nature* 412, 79–83. doi:10.1038/35083586.
- Barto, A.G., 1995. Adaptive critics and the basal ganglia. Cambridge, MA, USA. pp. 215–232.
- Bell, D., 2004. The component diagram. <https://developer.ibm.com/articles/the-component-diagram/>. Accessed: 2021-1-21.
- Bellman, R., 1952. On the theory of dynamic programming. *Proceedings of the National Academy of Science, USA* 38, 716–719.

- Bengio, Y., Courville, A., Vincent, P., 2013. Representation learning: A review and new perspectives. *IEEE transactions on pattern analysis and machine intelligence* 35, 1798–1828.
- Bingham, E., Chen, J.P., Jankowiak, M., Obermeyer, F., Pradhan, N., Karaletsos, T., Singh, R., Szerlip, P., Horsfall, P., Goodman, N.D., 2019. Pyro: Deep universal probabilistic programming. *The Journal of Machine Learning Research* 20, 973–978.
- Bishop, C.M., 2006. Pattern recognition and machine learning. springer.
- Bisk, Y., Hockenmaier, J., 2013. An hdp model for inducing combinatorial categorical grammars. *Transactions of the Association for Computational Linguistics* 1, 75–88.
- Blei, D.M., Ng, A.Y., Jordan, M.I., 2003. Latent Dirichlet Allocation. *Journal of Machine Learning Research* 3, 993–1022.
- Botvinick, M., Toussaint, M., 2012. Planning as inference. *Trends Cogn Sci* 16, 485–8. doi:10.1016/j.tics.2012.08.006.
- Brown, T.B., Mann, B., Ryder, N., Subbiah, M., Kaplan, J., Dhariwal, P., Neelakantan, A., Shyam, P., Sastry, G., Askell, A., et al., 2020. Language models are few-shot learners. *arXiv preprint arXiv:2005.14165* .
- Burgess, C.P., Matthey, L., Watters, N., Kabra, R., Higgins, I., Botvinick, M., Lerchner, A., 2019. Monet: Unsupervised scene decomposition and representation. *arXiv preprint arXiv:1901.11390* .
- Cassell, M.D., Freedman, L.J., Shi, C., 1999. The intrinsic organization of the central extended amygdala. *Annals of New York Academy of Sciences* .
- Constantinidis, C., Klingberg, T., 2016. The neuroscience of working memory capacity and training. *Nature Reviews Neuroscience* 17, 438.
- Crasto, C.J., 2007. Neuroinformatics. Springer Science & Business Media.
- Daw, N.D., Gershman, S.J., Seymour, B., Dayan, P., Dolan, R.J., 2011. Model-based influences on humans’ choices and striatal prediction errors. *Neuron* 69, 1204–15. doi:10.1016/j.neuron.2011.02.027.

- Deacon, T.W., 1998. The symbolic species: The co-evolution of language and the brain. 202, WW Norton & Company.
- Devlin, J., Chang, M.W., Lee, K., Toutanova, K., 2018. Bert: Pre-training of deep bidirectional transformers for language understanding. arXiv preprint arXiv:1810.04805 .
- Doncieux, S., Bredeche, N., Goff, L.L., Girard, B., Coninx, A., Sigaud, O., Khamassi, M., Díaz-Rodríguez, N., Filliat, D., Hospedales, T., Eiben, A., Duro, R., 2020. DREAM Architecture: a Developmental Approach to Open-Ended Learning in Robotics , 1–29URL: <http://arxiv.org/abs/2005.06223>, arXiv:2005.06223.
- Doya, K., 1999. What are the computations of the cerebellum, the basal ganglia and the cerebral cortex? Neural networks 12, 961–974.
- Doya, K., 2000. Complementary roles of basal ganglia and cerebellum in learning and motor control. Current Opinion in Neurobiology 10, 732–739.
- Doya, K., 2007. Reinforcement learning: Computational theory and biological mechanisms. HFSP J 1, 30–40. doi:10.2976/1.2732246/10.2976/1.
- Doya, K., Ishii, S., Pouget, A., Rao, R.P.N., 2007. Bayesian Brain: Probabilistic Approaches to Neural Coding. MIT Press.
- El Hafi, L., Isobe, S., Tabuchi, Y., Katsumata, Y., Nakamura, H., Fukui, T., Matsuo, T., Ricardez, G.A.G., Yamamoto, M., Taniguchi, A., Hagiwara, Y., Taniguchi, T., 2020. System for augmented human-robot interaction through mixed reality and robot training by non-experts in customer service environments. Advanced Robotics 34, 157–172. URL: <https://doi.org/10.1080/01691864.2019.1694068>, doi:10.1080/01691864.2019.1694068.
- Eliasmith, C., Stewart, T.C., Choo, X., Bekolay, T., DeWolf, T., Tang, Y., Rasmussen, D., 2012. A large-scale model of the functioning brain. Science 338, 1202–1205. URL: <https://science.sciencemag.org/content/338/6111/1202>, doi:10.1126/science.1225266, arXiv:<https://science.sciencemag.org/content/338/6111/1202.full.pdf>.

- Engelcke, M., Kosiorek, A.R., Jones, O.P., Posner, I., 2019. Genesis: Generative scene inference and sampling with object-centric latent representations. arXiv preprint arXiv:1907.13052 .
- Eslami, S., Heess, N., Weber, T., Tassa, Y., Szepesvari, D., Kavukcuoglu, K., Hinton, G.E., 2016. Attend, infer, repeat: Fast scene understanding with generative models. arXiv preprint arXiv:1603.08575 .
- Fadlil, M., Ikeda, K., Abe, K., Nakamura, T., Nagai, T., 2013. Integrated concept of objects and human motions based on multi-layered multimodal lda, in: IEEE/RSJ International Conference on Intelligent Robots and Systems, IEEE. pp. 2256–2263.
- Fermin, A.S., Sakagami, M., Kiyonari, T., Li, Y., Matsumoto, Y., Yamagishi, T., 2016a. Representation of economic preferences in the structure and function of the amygdala and prefrontal cortex. Scientific reports 6, 1–11.
- Fermin, A.S., Yoshida, T., Yoshimoto, J., Ito, M., Tanaka, S.C., Doya, K., 2016b. Model-based action planning involves cortico-cerebellar and basal ganglia networks. Sci Rep 6, 31378. doi:10.1038/srep31378.
- Friston, K., 2005. A theory of cortical responses. Philosophical transactions of the Royal Society B: Biological sciences 360, 815–836.
- Friston, K., 2012. The history of the future of the bayesian brain. Neuroimage 62, 1230–1233.
- Friston, K., 2019. A free energy principle for a particular physics. arXiv preprint arXiv:1906.10184 .
- Friston, K., Kilner, J., Harrison, L., 2006. A free energy principle for the brain. Journal of Physiology-Paris 100, 70–87.
- Friston, K., Rigoli, F., Ognibene, D., Mathys, C., Fitzgerald, T., Pezzulo, G., 2015. Active inference and epistemic value. Cognitive neuroscience 6, 187–214.
- Friston, K.J., Daunizeau, J., Kilner, J., Kiebel, S.J., 2010. Action and behavior: a free-energy formulation. Biological cybernetics 102, 227–260.

- Fukawa, A., Aizawa, T., Yamakawa, H., Yairi, I.E., 2020. Identifying core regions for path integration on medial entorhinal cortex of hippocampal formation. *Brain Sci* 10.
- Funamizu, A., Kuhn, B., Doya, K., 2016. Neural substrate of dynamic bayesian inference in the cerebral cortex. *Nature Neuroscience* 19, 1682–1689. doi:10.1038/nn.4390.
- Galantucci, B., Fowler, C.A., Turvey, M.T., 2006. The motor theory of speech perception reviewed. *Psychonomic bulletin & review* 13, 361–377.
- Gershman, S.J., Goodman, N.D., 2014. Amortized Inference in Probabilistic Reasoning, in: *Proceedings of the Annual Conference of the Cognitive Science Society (CogSci)*, pp. 517–522.
- Goertzel, B., Lian, R., Arel, I., de Garis, H., Chen, S., 2010. A world survey of artificial brain projects, part II: Biologically inspired cognitive architectures. *Neurocomputing* 74, 30–49.
- Goodale, M.A., Milner, A.D., 1992. Separate visual pathways for perception and action. *Trends in neurosciences* 15, 20–25.
- Goodfellow, I., Bengio, Y., Courville, A., Bengio, Y., 2016. *Deep learning*. volume 1. MIT press Cambridge.
- Goodfellow, I.J., Pouget-Abadie, J., Mirza, M., Xu, B., Warde-Farley, D., Ozair, S., Courville, A., Bengio, Y., 2014. Generative adversarial networks. *arXiv preprint arXiv:1406.2661* .
- Goodman, N., Mansinghka, V., Roy, D.M., Bonawitz, K., Tenenbaum, J.B., 2012. Church: a language for generative models. *arXiv preprint arXiv:1206.3255* .
- Greff, K., Kaufman, R.L., Kabra, R., Watters, N., Burgess, C., Zoran, D., Matthey, L., Botvinick, M., Lerchner, A., 2019. Multi-object representation learning with iterative variational inference, in: *International Conference on Machine Learning, PMLR*. pp. 2424–2433.
- Gregor, K., Rezende, D.J., Besse, F., Wu, Y., Merzic, H., Oord, A.v.d., 2019. Shaping belief states with generative environment models for rl. *arXiv preprint arXiv:1906.09237* .

- Grisetti, G., Stachniss, C., Burgard, W., 2007. Improved Techniques for Grid Mapping with Rao-Blackwellized Particle Filters. *IEEE Transactions on Robotics* 23, 34–46.
- Ha, D., Schmidhuber, J., 2018. World models. *arXiv preprint arXiv:1803.10122* .
- Haarnoja, T., Zhou, A., Abbeel, P., Levine, S., 2018a. Soft actor-critic: Off-policy maximum entropy deep reinforcement learning with a stochastic actor. *arXiv:1801.01290* .
- Haarnoja, T., Zhou, A., Abbeel, P., Levine, S., 2018b. Soft actor-critic: Off-policy maximum entropy deep reinforcement learning with a stochastic actor, in: *International Conference on Machine Learning*, PMLR. pp. 1861–1870.
- Haber, S.N., Fudge, J.L., McFarland, N.R., 2000. Striatonigrostriatal pathways in primates form an ascending spiral from the shell to the dorsolateral striatum. *J Neurosci* 20, 2369–82. URL: <http://www.jneurosci.org/content/20/6/2369.full.pdf>.
- Hafner, D., Lillicrap, T., Ba, J., Norouzi, M., 2019a. Dream to control: Learning behaviors by latent imagination. *arXiv preprint arXiv:1912.01603* .
- Hafner, D., Lillicrap, T., Fischer, I., Villegas, R., Ha, D., Lee, H., Davidson, J., 2019b. Learning latent dynamics for planning from pixels, in: *International Conference on Machine Learning*, pp. 2555–2565.
- Hafner, D., Lillicrap, T., Norouzi, M., Ba, J., 2020. Mastering atari with discrete world models. *arXiv preprint arXiv:2010.02193* .
- Hafting, T., Fyhn, M., Molden, S., Moser, M.B., Moser, E.I., 2005. Microstructure of a spatial map in the entorhinal cortex. *Nature* 436, 801–806. doi:10.1038/nature03721.
- Hagiwara, Y., Inoue, M., Kobayashi, H., Taniguchi, T., 2018. Hierarchical spatial concept formation based on multimodal information for human support robots. *Frontiers in neurorobotics* 12, 11.

- Hagiwara, Y., Kobayashi, H., Taniguchi, A., Taniguchi, T., 2019. Symbol emergence as an interpersonal multimodal categorization. *Frontiers in Robotics and AI* 6, 134. URL: <https://www.frontiersin.org/article/10.3389/frobt.2019.00134>, doi:10.3389/frobt.2019.00134.
- Han, D., Doya, K., Tani, J., 2020a. Self-organization of action hierarchy and compositionality by reinforcement learning with recurrent neural networks. *Neural Networks* doi:10.1016/j.neunet.2020.06.002.
- Han, D., Doya, K., Tani, J., 2020b. Variational recurrent models for solving partially observable control tasks. URL: https://iclr.cc/virtual/poster_r11L4a4tDB.html.
- Hassabis, D., Kumaran, D., Summerfield, C., Botvinick, M., 2017. Neuroscience-Inspired artificial intelligence. *Neuron* 95, 245–258.
- Higgins, I., Matthey, L., Pal, A., Burgess, C., Glorot, X., Botvinick, M., Mohamed, S., Lerchner, A., 2016. beta-vae: Learning basic visual concepts with a constrained variational framework .
- Hikida, T., Kimura, K., Wada, N., Funabiki, K., Nakanishi, S., 2010. Distinct roles of synaptic transmission in direct and indirect striatal pathways to reward and aversive behavior. *Neuron* 66, 896–907. doi:10.1016/j.neuron.2010.05.011.
- Hohwy, J., 2013. The predictive mind. Oxford University Press.
- Iino, Y., Sawada, T., Yamaguchi, K., Tajiri, M., Ishii, S., Kasai, H., Yagishita, S., 2020. Dopamine d2 receptors in discrimination learning and spine enlargement. *Nature* doi:10.1038/s41586-020-2115-1.
- Ito, M., Doya, K., 2015. Distinct neural representation in the dorsolateral, dorsomedial, and ventral parts of the striatum during fixed- and free-choice tasks. *Journal of Neuroscience* 35, 3499–3514. doi:10.1523/JNEUROSCI.1962-14.2015.
- Kalman, R.E., 1960. A new approach to linear filtering and prediction problems. *Transactions of ASME* 82-D, 35–45.
- Kameoka, H., Kaneko, T., Tanaka, K., Hojo, N., 2018. Stargan-vc: Non-parallel many-to-many voice conversion using star generative adversarial

- networks, in: 2018 IEEE Spoken Language Technology Workshop (SLT), IEEE. pp. 266–273.
- Katsumata, Y., Taniguchi, A., Hafi, L.E., Hagiwara, Y., Taniguchi, T., 2020. SpCoMapGAN : Spatial Concept Formation-based Semantic Mapping with Generative Adversarial Networks. Proceedings of the IEEE/RSJ International Conference on Intelligent Robots and Systems (IROS) , 7927–7934.
- Kingma, D.P., Welling, M., 2014. Auto-encoding variational bayes. International Conference on Learning Representations .
- Knoch, D., Pascual-Leone, A., Meyer, K., Treyer, V., Fehr, E., 2006. Diminishing reciprocal fairness by disrupting the right prefrontal cortex. *science* 314, 829–832.
- Kosiorrek, A.R., Kim, H., Posner, I., Teh, Y.W., 2018. Sequential attend, infer, repeat: Generative modelling of moving objects. *arXiv preprint arXiv:1806.01794* .
- Kostavelis, I., Gasteratos, A., 2015. Semantic mapping for mobile robotics tasks: A survey. *Robotics and Autonomous Systems* 66, 86–103. URL: <http://dx.doi.org/10.1016/j.robot.2014.12.006>, doi:10.1016/j.robot.2014.12.006.
- Kriegeskorte, N., Douglas, P.K., 2018. Cognitive computational neuroscience. *Nat. Neurosci.* 21, 1148–1160.
- Krizhevsky, A., Sutskever, I., Hinton, G.E., 2012. ImageNet Classification with Deep Convolutional Neural Networks. *Advances In Neural Information Processing Systems* , 1–9 *arXiv:1102.0183*.
- Kuan, L., Li, Y., Lau, C., Feng, D., Bernard, A., Sunkin, S.M., Zeng, H., Dang, C., Hawrylycz, M., Ng, L., 2015. Neuroinformatics of the allen mouse brain connectivity atlas. *Methods* 73, 4–17.
- Laird, J.E., 2012. The Soar cognitive architecture. MIT press.
- Laird, J.E., Lebiere, C., Rosenbloom, P.S., 2017. A standard model of the mind: Toward a common computational framework across artificial intelligence, cognitive science, neuroscience, and robotics. *AI Magazine* 38, 13–26. doi:10.1609/aimag.v38i4.2744.

- Lake, B.M., Ullman, T.D., Tenenbaum, J.B., Gershman, S.J., 2017. Building machines that learn and think like people. *Behav Brain Sci* 40, e253. doi:10.1017/S0140525X16001837.
- Lau, B., Glimcher, P.W., 2008. Value representations in the primate striatum during matching behavior. *Neuron* 58, 451–63. doi:10.1016/j.neuron.2008.02.021.
- Laurent, R., Barnaud, M.L., Schwartz, J.L., Bessière, P., Diard, J., 2017. The complementary roles of auditory and motor information evaluated in a bayesian perceptuo-motor model of speech perception. *Psychological review* 124, 572.
- LeCun, Y., Bengio, Y., Hinton, G., 2015. Deep learning. *Nature* 521, 436–444. URL: <https://doi.org/10.1038/nature14539>, doi:10.1038/nature14539.
- Lee, A., Kawahara, T., 2009. Recent development of open-source speech recognition engine julius, in: *Proceedings: APSIPA ASC 2009: Asia-Pacific Signal and Information Processing Association, 2009 Annual Summit and Conference, Asia-Pacific Signal and Information Processing Association, 2009 Annual* pp. 131–137.
- Levine, S., 2018. Reinforcement learning and control as probabilistic inference: Tutorial and review. Report.
- Liang, P., Petrov, S., Jordan, M.I., Klein, D., 2007. The infinite pcfg using hierarchical dirichlet processes, in: *Proceedings of the 2007 joint conference on empirical methods in natural language processing and computational natural language learning (EMNLP-CoNLL)*, pp. 688–697.
- Liberman, A.M., Cooper, F.S., Shankweiler, D.P., Studdert-Kennedy, M., 1967. Perception of the speech code. *Psychological review* 74, 431.
- Luong, M.T., Pham, H., Manning, C.D., 2015. Effective Approaches to Attention-based Neural Machine Translation. *Emnlp* , 11URL: <http://arxiv.org/abs/1508.04025>, doi:10.18653/v1/D15-1166, arXiv:1508.04025.

- Man, K., Damasio, A., 2019. Homeostasis and soft robotics in the design of feeling machines. *Nature Machine Intelligence* 1, 446–452. doi:10.1038/s42256-019-0103-7.
- Markov, N.T., Ercsey-Ravasz, M., Van Essen, D.C., Knoblauch, K., Toroczkai, Z., Kennedy, H., 2013. Cortical high-density counterstream architectures. *Science* 342, 1238406.
- Markov, N.T., Vezoli, J., Chameau, P., Falchier, A., Quilodran, R., Huissoud, C., Lamy, C., Misery, P., Giroud, P., Ullman, S., Barone, P., Dehay, C., Knoblauch, K., Kennedy, H., 2014. Anatomy of hierarchy: feedforward and feedback pathways in macaque visual cortex. *J. Comp. Neurol.* 522, 225–259.
- Millidge, B., Tschantz, A., Seth, A.K., Buckley, C.L., 2020. On the relationship between active inference and control as inference, in: *International Workshop on Active Inference*, Springer. pp. 3–11.
- Miyazawa, K., Aoki, T., Horii, T., Nagai, T., 2019a. Integration of multiple generative modules for robot learning. *Workshop on Deep Probabilistic Generative Models for Cognitive Architecture in Robotics (in IROS2019)*.
- Miyazawa, K., Aoki, T., Horii, T., Nagai, T., 2020. lambert: Language and action learning using multimodal bert. *arXiv:2004.07093*.
- Miyazawa, K., Horii, T., Aoki, T., Nagai, T., 2019b. Integrated cognitive architecture for robot learning of action and language. *Frontiers in Robotics and AI* 6, 1–20. URL: <https://www.frontiersin.org/article/10.3389/frobt.2019.00131>, doi:10.3389/frobt.2019.00131.
- Montague, P.R., Dayan, P., Sejnowski, T.J., 1996. A framework for mesencephalic dopamine systems based on predictive hebbian learning. *Journal of Neuroscience* 16, 1936–1947.
- Montemerlo, M., Thrun, S., Koller, D., Wegbreit, B., 2002. FastSLAM: A factored solution to the simultaneous localization and mapping problem, in: *In Proceedings of the AAAI National Conference on Artificial Intelligence*, American Association for Artificial Intelligence. pp. 593–598.

- Nakamura, T., Araki, T., Nagai, T., Iwahashi, N., 2012. Grounding of word meanings in lda-based multimodal concepts. *Advanced Robotics* 25, 2189–2206.
- Nakamura, T., Nagai, T., Iwahashi, N., 2011a. Bag of multimodal lda models for concept formation, in: 2011 IEEE International Conference on Robotics and Automation, IEEE. pp. 6233–6238.
- Nakamura, T., Nagai, T., Iwahashi, N., 2011b. Multimodal categorization by hierarchical dirichlet process, in: 2011 IEEE/RSJ International Conference on Intelligent Robots and Systems, IEEE. pp. 1520–1525.
- Nakamura, T., Nagai, T., nad Shogo Nagasaka, K.F., Taniguchi, T., Iwahashi, N., 2014. Mutual learning of an object concept and language model based on mlda and npylm, in: 2014 IEEE/RSJ International Conference on Intelligent Robots and Systems (IROS’14), Chicago, IL, USA.
- Nakamura, T., Nagai, T., Taniguchi, T., 2017. Serket: An architecture for connecting stochastic models to realize a large-scale cognitive model. *arXiv preprint arXiv:1712.00929* .
- Negishi, S., Hayami, T., Tamura, H., Mizutani, H., Yamakawa, H., 2019. Neocortical functional hierarchy estimated from connectomic morphology in the mouse brain, in: *Biologically Inspired Cognitive Architectures 2018*, Springer International Publishing. pp. 234–238.
- van Niekerk, B., Nortje, L., Kamper, H., 2020. Vector-quantized neural networks for acoustic unit discovery in the zerospeech 2020 challenge. *arXiv preprint arXiv:2005.09409* .
- Nishihara, J., Nakamura, T., Nagai, T., 2017. Online algorithm for robots to learn object concepts and language model. *IEEE Transactions on Cognitive and Developmental Systems* 9, 255–268. doi:10.1109/TCDS.2016.2552579.
- Okada, M., Kosaka, N., Taniguchi, T., 2020. Planet of the bayesians: Reconsidering and improving deep planning network by incorporating bayesian inference, in: *IEEE/RSJ International Conference on Intelligent Robots and Systems, IROS 2020, Las Vegas, NV, USA, October 24, 2020 - January 24, 2021*, IEEE. pp. 5611–5618. URL: <https://doi.org/10.1109/IROS45743.2020.9340873>, doi:10.1109/IROS45743.2020.9340873.

- Okada, M., Taniguchi, T., 2020. Variational inference mpc for bayesian model-based reinforcement learning, in: Conference on Robot Learning, PMLR. pp. 258–272.
- O’keefe, J., Nadel, L., 1978. The Hippocampus as a Cognitive Map. Cambridge University Press. doi:10.5840/philstudies19802725.
- Oudeyer, P.Y., Kaplan, F., Hafner, V.V., 2007. Intrinsic Motivation Systems for Autonomous Mental Development. IEEE TRANSACTIONS ON EVOLUTIONARY COMPUTATION, 1, 265–286. doi:10.1007/BF01252847.
- Pan, X., Sawa, K., Tsuda, I., Tsukada, M., Sakagami, M., 2008. Reward prediction based on stimulus categorization in primate lateral prefrontal cortex. Nature neuroscience 11, 703–712.
- Pandya, D.N., Seltzer, B., 1982. Intrinsic connections and architectonics of posterior parietal cortex in the rhesus monkey. Journal of Comparative Neurology 204, 196–210.
- Parisi, G.I., Kemker, R., Part, J.L., Kanan, C., Wermter, S., 2019. Continual lifelong learning with neural networks: A review. Neural Networks 113, 54–71.
- Pasquereau, B., Nadjar, A., Arkadir, D., Bezard, E., Goillandeau, M., Bioulac, B., Gross, C.E., Boraud, T., 2007. Shaping of motor responses by incentive values through the basal ganglia. J Neurosci 27, 1176–83. URL: <http://www.ncbi.nlm.nih.gov/pubmed/17267573>, doi:10.1523/JNEUROSCI.3745-06.2007.
- Poldrack, R.A., Gorgolewski, K.J., 2017. OpenfMRI: Open sharing of task fMRI data. Neuroimage 144, 259–261.
- Pradeep, A., Knight, R.T., Gurumoorthy, R., 2013. Neuro-informatics repository system.
- Rabiner, L., Juang, B., 1986. An introduction to hidden markov models. ieee assp magazine 3, 4–16.
- Rand, D.G., Greene, J.D., Nowak, M.A., 2012. Spontaneous giving and calculated greed. Nature 489, 427–430.

- Rao, R.P., Ballard, D.H., 1999. Predictive coding in the visual cortex: a functional interpretation of some extra-classical receptive-field effects. *Nat. Neurosci.* 2, 79–87.
- Reynolds, J.N., Hyland, B.I., Wickens, J.R., 2001. A cellular mechanism of reward-related learning. *Nature* 413, 67–70. doi:10.1038/35092560.
- Rosenbloom, P.S., 2011. Rethinking cognitive architecture via graphical models. *Cognitive Systems Research* 12, 198–209. URL: <http://dx.doi.org/10.1016/j.cogsys.2010.07.006>, doi:10.1016/j.cogsys.2010.07.006.
- Rosenbloom, P.S., Demski, A., Ustun, V., 2016. The sigma cognitive architecture and system: Towards functionally elegant grand unification. *Journal of Artificial General Intelligence* 7, 1–103.
- Sagar, M., Seymour, M., Henderson, A., 2016. Creating connection with autonomous facial animation. *Communications of the ACM* 59, 82–91. doi:10.1145/2950041.
- Sakagami, M., Pan, X., 2007. Functional role of the ventrolateral prefrontal cortex in decision making. *Current opinion in neurobiology* 17, 228–233.
- Samejima, K., Ueda, Y., Doya, K., Kimura, M., 2005. Representation of action-specific reward values in the striatum. *Science* 310, 1337–40. doi:10.1126/science.1115270.
- Samsonovich, A.V., Klimov, V.V., Rybina, G.V. (Eds.), 2016. *Biologically Inspired Cognitive Architectures (BICA) for Young Scientists : Proceedings of the First International Early Research Career Enhancement School (FIERCES 2016)*. Springer, Cham.
- Sasaki, M., Yamakawa, H., Arakawa, N., 2020. Construction of a whole brain reference architecture (WBRA), in: *International Symposium on Artificial Intelligence and Brain Science*, p. 31.
- Sato, T., Kameya, Y., 1997. Prism: a language for symbolic-statistical modeling, in: *IJCAI*, pp. 1330–1339.
- Schmidhuber, J., 1990. Making the world differentiable: On using self-supervised fully recurrent neural networks for dynamic reinforcement learning and planning in non-stationary environments.

- Schultz, W., Dayan, P., Montague, P.R., 1997. A neural substrate of prediction and reward. *Science* 275, 1593–1599. doi:10.1126/science.275.5306.1593.
- Seitz, A.R., Kim, D., Watanabe, T., 2009. Rewards evoke learning of unconsciously processed visual stimuli in adult humans. *Neuron* 61, 700–7. doi:10.1016/j.neuron.2009.01.016.
- Sutton, R.S., Barto, A.G., 2018. Reinforcement learning: An introduction. MIT press.
- Suzuki, M., . Pixyz: A library for developing deep generative models. URL: <https://github.com/masa-su/pixyz>.
- Suzuki, M., Nakayama, K., Matsuo, Y., 2016. Joint multimodal learning with deep generative models. arXiv preprint arXiv:1611.01891 .
- Takahashi, K., Itaya, K., Nakamura, M., Koizumi, M., Arakawa, N., Tomita, M., Yamakawa, H., 2015. A generic software platform for brain-inspired cognitive computing. *Procedia Comput. Sci.* 71, 31–37.
- Tanaka, S., Pan, X., Oguchi, M., Taylor, J.E., Sakagami, M., 2015. Dissociable functions of reward inference in the lateral prefrontal cortex and the striatum. *Frontiers in psychology* 6, 995.
- Tanaka, Y.H., Tanaka, Y.R., Kondo, M., Terada, S.I., Kawaguchi, Y., Matsuzaki, M., 2018. Thalamocortical axonal activity in motor cortex exhibits layer-specific dynamics during motor learning. *Neuron* 100, 244–258 e12. doi:10.1016/j.neuron.2018.08.016.
- Tanevska, A., Rea, F., Sandini, G., Cañamero, L., Sciutti, A., 2019. A cognitive architecture for socially adaptable robots, in: 2019 Joint IEEE 9th International Conference on Development and Learning and Epigenetic Robotics (ICDL-EpiRob), IEEE. pp. 195–200.
- Tangiuchi, T., Mochihashi, D., Nagai, T., Uchida, S., Inoue, N., Kobayashi, I., Nakamura, T., Hagiwara, Y., Iwahashi, N., Inamura, T., 2019. Survey on frontiers of language and robotics. *Advanced Robotics* 33, 700–730. URL: <https://doi.org/10.1080/01691864.2019.1632223>, doi:10.1080/01691864.2019.1632223, arXiv:<https://doi.org/10.1080/01691864.2019.1632223>.

- Taniguchi, A., Fukawa, A., Yamakawa, H., 2021a. Hippocampal formation-inspired probabilistic generative model. *arXiv* .
- Taniguchi, A., Hagiwara, Y., Taniguchi, T., Inamura, T., 2017. Online spatial concept and lexical acquisition with simultaneous localization and mapping, in: 2017 IEEE/RSJ International Conference on Intelligent Robots and Systems (IROS), IEEE. pp. 811–818.
- Taniguchi, A., Hagiwara, Y., Taniguchi, T., Inamura, T., 2020a. Spatial Concept-Based Navigation with Human Speech Instructions via Probabilistic Inference on Bayesian Generative Model. *Advanced Robotics* 34, 1213–1228. URL: <https://www.tandfonline.com/doi/full/10.1080/01691864.2020.1817777>, doi:10.1080/01691864.2020.1817777.
- Taniguchi, A., Isobe, S., Hafi, L.E.L., Hagiwara, Y., Taniguchi, T., 2021b. Autonomous Planning Based on Spatial Concepts to Tidy Up Home Environments with Service Robots. *Advanced Robotics* doi:10.1080/01691864.2021.1890212.
- Taniguchi, A., Taniguchi, T., Inamura, T., 2016a. Spatial concept acquisition for a mobile robot that integrates self-localization and unsupervised word discovery from spoken sentences. *IEEE Transactions on Cognitive and Developmental Systems* 8, 285–297.
- Taniguchi, T., Nagai, T., Nakamura, T., Iwahashi, N., Ogata, T., Asoh, H., 2016b. Symbol emergence in robotics: a survey. *Advanced Robotics* 30, 706–728.
- Taniguchi, T., Nagasaka, S., Nakashima, R., 2016c. Nonparametric bayesian double articulation analyzer for direct language acquisition from continuous speech signals. *IEEE Transactions on Cognitive and Developmental Systems* 8, 171–185.
- Taniguchi, T., Nakamura, T., Suzuki, M., Kuniyasu, R., Hayashi, K., Taniguchi, A., Horii, T., Nagai, T., 2020b. Neuro-serket: development of integrative cognitive system through the composition of deep probabilistic generative models. *New Generation Computing* , 1–26.
- Taniguchi, T., Ugur, E., Hoffmann, M., Jamone, L., Nagai, T., Rosman, B., Matsuka, T., Iwahashi, N., Oztop, E., Piater, J., et al., 2018. Symbol emer-

- gence in cognitive developmental systems: a survey. *IEEE Transactions on Cognitive and Developmental Systems* .
- Thrun, S., Burgard, W., Fox, D., 2005. *Probabilistic Robotics*. MIT Press.
- Todorov, E., 2008. General duality between optimal control and estimation, in: *The 47th IEEE Conference on Decision and Control*, pp. 4286 – 4292.
- Tolman, E.C., 1948. Cognitive maps in rats and men. *Psychological Review* 55, 189–208. doi:10.1037/h0061626.
- Tomoaki Nakamura, Takayuki Nagai, Naoto Iwahashi, 2007. Multimodal object categorization by a robot, in: *2007 IEEE/RSJ International Conference on Intelligent Robots and Systems*, pp. 2415–2420. doi:10.1109/IR0S.2007.4399634.
- Tran, D., Hoffman, M.D., Saurous, R.A., Brevdo, E., Murphy, K., Blei, D.M., 2017. Deep probabilistic programming. arXiv preprint arXiv:1701.03757 .
- Tsotsos, J.K., 2014. It’s all about the constraints. *Curr. Biol.* 24, R854–R858.
- Uchiyama, H., Ikeda, S., Taketomi, T., 2017. Visual slam algorithms: a survey from 2010 to 2016. *IPSJ Transactions on Computer Vision and Applications* 9, 16.
- Ungerleider, L., Gaffan, D., Pelak, V., 1989. Projections from inferior temporal cortex to prefrontal cortex via the uncinate fascicle in rhesus monkeys. *Experimental brain research* 76, 473–484.
- Ungerleider, L.G., 1982. Two cortical visual systems. *Analysis of visual behavior* , 549–586.
- Vernon, D., Metta, G., Sandini, G., 2007. The iCub cognitive architecture: Interactive development in a humanoid robot. *2007 IEEE 6th International Conference on Development and Learning, ICDL* , 122–127doi:10.1109/DEVLRN.2007.4354038.
- Vernon, D., Von Hofsten, C., Fadiga, L., 2016. Desiderata for developmental cognitive architectures. *Biologically Inspired Cognitive Architectures* 18, 116–127. URL: <http://dx.doi.org/10.1016/j.bica.2016.10.004>, doi:10.1016/j.bica.2016.10.004.

- Von Helmholtz, H., 1867. Treatise on physiological optics vol. iii .
- Voorn, P., Vanderschuren, L.J., Groenewegen, H.J., Robbins, T.W., Pennartz, C.M., 2004. Putting a spin on the dorsal-ventral divide of the striatum. *Trends Neurosci* 27, 468–74. doi:10.1016/j.tins.2004.06.006.
- Wang, J., Elfving, S., Uchibe, E., 2020. Modular deep reinforcement learning from reward and punishment for robot navigation. *Neural Networks* doi:10.1016/j.neunet.2020.12.001.
- Whitlock, J.R., Sutherland, R.J., Witter, M.P., Moser, M.B., Moser, E.I., 2008. Navigating from hippocampus to parietal cortex. *Proc. Natl. Acad. Sci. U. S. A.* 105, 14755–14762.
- Wilber, A.A., Clark, B.J., Demecha, A.J., Mesina, L., Vos, J.M., McNaughton, B.L., 2014. Cortical connectivity maps reveal anatomically distinct areas in the parietal cortex of the rat. *Front. Neural Circuits* 8, 146.
- Wilber, A.A., Skelin, I., Wu, W., McNaughton, B.L., 2017. Laminar organization of encoding and memory reactivation in the parietal cortex. *Neuron* 95, 1406–1419.e5.
- Wolpert, D.M., Doya, K., Kawato, M., 2003. A unifying computational framework for motor control and social interaction. *Philosophical Transactions of the Royal Society of London. Series B: Biological Sciences* 358, 593–602.
- Wolpert, D.M., Miall, R.C., Kawato, M., 1998. Internal models in the cerebellum. *Trends in Cognitive Sciences* 2, 338–347.
- Yagishita, S., Hayashi-Takagi, A., Ellis-Davies, G.C., Urakubo, H., Ishii, S., Kasai, H., 2014. A critical time window for dopamine actions on the structural plasticity of dendritic spines. *Science* 345, 1616–20. doi:10.1126/science.1255514.
- Yamagishi, T., Matsumoto, Y., Kiyonari, T., Takagishi, H., Li, Y., Kanai, R., Sakagami, M., 2017. Response time in economic games reflects different types of decision conflict for prosocial and proself individuals. *Proceedings of the National Academy of Sciences* 114, 6394–6399.

- Yamakawa, H., 2020a. Revealing the computational meaning of neocortical interarea signals. *Front. Comput. Neurosci.* 14, 74.
- Yamakawa, H., 2020b. Towards a qualitative evaluation of biological plausibility for brain-inspired software, in: *The 1st Asia-Pacific Computational and Cognitive Neuroscience (AP-CCN) Conference*, p. 0031.
- Yamakawa, H., 2021. The whole brain architecture approach: Accelerating the development of artificial general intelligence by referring to the brain. *Neural Networks* 0, xx–yy.
- Yamakawa, H., Arakawa, N., Takahashi, K., 2017. Reinterpreting the cortical circuit, in: *Architectures for Generality & Autonomy Workshop at IJCAI*.
- Yamakawa, H., Arakawa, N., Takahashi, K., 2020. Whole brain reference architecture to evaluate biological plausibility of human-like artificial intelligence, in: *International Symposium on Artificial Intelligence and Brain Science*, p. 30.
- Yamakawa, H., Osawa, M., Matsuo, Y., 2016. Whole brain architecture approach is a feasible way toward an artificial general intelligence, in: *Neural Information Processing*, Springer International Publishing. pp. 275–281.
- Yoshizawa, T., Ito, M., Doya, K., 2018. Reward-predictive neural activities in striatal striosome compartments. *eNeuro* 5, e0367–17.2018. doi:10.1523/ENEURO.0367-17.2018.
- Zhang, Y., Chan, W., Jaitly, N., 2017. Very deep convolutional networks for end-to-end speech recognition, in: *2017 IEEE International Conference on Acoustics, Speech and Signal Processing (ICASSP)*, pp. 4845–4849. doi:10.1109/ICASSP.2017.7953077.