

On the combination of static analysis for software security assessment – a case study of an open-source e-government project

Anh Nguyen-Duc¹, Manh-Viet Do², Quan Luong-Hong³, Kiem Nguyen-Khac⁴

¹ University of South Eastern Norway; angu@usn.no

² MQ ICT SOLUTIONS; dovietmanh@mqolutions.vn

³ MQ ICT SOLUTIONS; luong.hong.quan@mqolutions.vn

⁴ Hanoi University of Science and Technology - School of Electronics and Telecommunication; ki-em.nguyenkhac@hust.edu.vn

ARTICLE INFO

Article history:

Received:

Accepted:

Online:

Keywords:

software vulnerability

SAST

case studies

ABSTRACT

Static Application Security Testing (SAST) is a popular quality assurance technique in software engineering. However, integrating SAST tools into industry-level product development and security assessment poses various technical and managerial challenges. In this work, we reported a longitudinal case study of adopting SAST as a part of a human-driven security assessment for an open-source e-government project. We described how SASTs are selected, evaluated, and combined into a novel approach for software security assessment. The approach was preliminarily evaluated using semi-structured interviews. Our result shows that while some SAST tools out-perform others, it is possible to achieve better performance by combining more than one SAST tools. A combined approach has the potential to aid the security assessment process for open-source software.

1. Introduction

Digital transformation promises to fundamentally reshape organizations and business driven by powerful technologies. Recent trending technologies, such as e-government [27], cloud computing, big data, artificial intelligence [36], and internet-of-things [34, 37] have expanded the reliance of organizations on data and data processing software. To fully leverage these technologies especially in the context of public sectors, security and privacy need to be comprehensively addressed. An independent survey in 2016 reveals that almost 60 percent of participated organizations experienced a security attack and in 30 percent of them, it occurs every day [1]. Moreover, 20 percent of them are dealing with internal vulnerabilities at least quarterly. According to another report from the Identify Theft Resource Center (ITRC), data breaches in 2017 increase 45 percent than that in 2016 [2]. In another report, it is estimated that the annual cost from security issues to global economy is more than 400 billion dollar per year [3].

Software vulnerabilities continue to be the major security threats to such systems. Vulnerability is defined as a quality attribute of a software system that could be accidentally triggered or intentionally exploited and result in a security failure [4]. One of the vulnerability discovery techniques is a static analysis of source code, which investigate the written source code and hence can be applied in the life cycle, does not require the system to be executable. Static application security testing tools (SATs) play an important role to ensure the product meets the quality requirements [6]. Tools for static analysis have rapidly evolved in the last decade, from a simple lexical analysis to a set of much more comprehensive and complex analysis techniques. Various SAST tools have been proposed to facilitate the automatic detection of vulnerabilities in continuous software development. Not all tools are the same, so developers need to decide how they can benefit from using the right set of tools for their projects.

While SAST has been commercialized becomes a common element in software development environment, they are also known to generate misleading (or irrelevant) warnings [16, 17]. Given this limitation, the selection of an appropriate tool based on empirical grounds becomes extremely important from an industrial perspective. The combination of different SAST tools or the combination of these tools with other types of security testing techniques could help to increase its applicability in real-world projects. Yet, we only find a few comparative empirical studies [15-17, 31-33]. Most of these studies base on the test data and do not reflect the adoption of this type of tools in a real-world context.

We conducted a case study in a large-scale government project that aims at developing an open-source solution for secured software repositories in an e-government system. The repository consists of open-source software to be used in all computers in the e-government system. Vulnerability assessment is an important element of the secured software repository, ensure that all software will go through a security analysis before going further to end-users. In this project, SAST tools are experimented with and adopted to assist vulnerability assessment of open source software.

This paper reports our experience with adopting SAST tools in an e-government project through a research-driven process. We proposed two Research Questions (RQs) to guide the development of this paper. Firstly, we would like to investigate the state-of-the-art SAST tools and the ability to combine them in detecting software vulnerabilities. Secondly, we explore an industrial experience that adopted a combination of SAST tools in supporting security assessment in an e-government project.

- RQ1: Is it possible to increase the performance of SAST tools by combining them?
- RQ2: How SAST tools can support security assessment activities in an open-source e-government project?

The contribution of this paper as follows:

- An overview of state-of-the-art SAST tools and their applications
- An experiment that evaluates the performance of these tools
- An in-depth case study about the adoption of SAST tools in e-government projects.

The paper is organized as follows. Section 2 presents backgrounds about software security, SAST, and security in e-government sectors. Section 3 describes our case study of SOREG – Secured Open source-software Repository for E-Government. Two main research components of the projects are presented in this paper, an experiment with different SAST tools in Section 4 and a qualitative evaluation of a combined SAST approach for supporting security assessment in Section 5. After that, Section 6 discusses the experience in this paper, and Section 7 concludes the paper.

2. Background

2.1. Software security and vulnerabilities

Software security is “the idea of engineering software so that it continues to function correctly under malicious attack” [9]. Software security is always associated with the products and data is protected, the skills and resources of adversaries, and the costs of potential assurance remedies [8, 9]. We need to distinguish relevant or similar terms about software security:

- Vulnerability: can be defined as defects or weaknesses in software design, implementation or operation management and can be used to break through security policies [18].
- Fault: a condition that causes the software to fail to perform its required function.
- Failure: It is the deviation of actual functioning outputs from its expected outputs. Software, when exploited or targeted for the attack being denied from performing its intended functionality.
- Attack: an unauthorized attempt to steal, damage, or expose systems and data via exploiting vulnerabilities.

Security experts and communities maintain different databases and taxonomies of vulnerabilities, for instance, CVE, CWE, NPD, MFSA, OWASP, and Bugzilla. The common weaknesses and enumeration (CWE) dictionary by MITRE provides common categories of software vulnerabilities. For instance, a category cross-site scripting (XSS) describes vulnerabilities that occur when form input is taken from a user and not properly validated, hence, allowing for malicious code to be injected into a web browser and subsequently displayed to end-users. SQL-Injection is another common type of vulnerability, where user input is not correctly validated and directly inserted in a database query. A path manipulation type occurs when users can view files or folders outside of those intended by the application. Buffer handling vulnerability allows users to exceed the buffer’s bounds which can result in attacks ranging from writing instructions to gaining full system access or control. The overview of different CWE categories is given in Table 1.

Table 1: CWE categories and examples [14]

| Class Id | Weakness class | Example Weakness (CWE Entry) |
|----------|-----------------------------------|---|
| W321 | Authentication and Access Control | CWE-259: Use of Hard-coded Password |
| W322 | Buffer Handling (C/C++ only) | CWE-121: Stack-based Buffer Overflow |
| W323 | Code Quality | CWE-561: Dead Code |
| W324 | Control Flow Management | CWE-483: Incorrect Block Delimitation |
| W325 | Encryption and Randomness | CWE-328: Reversible One-Way Hash |
| W326 | Error Handling | CWE-252: Unchecked Return Value |
| W327 | File Handling | CWE-23: Relative Path Traversal |
| W328 | Information Leaks | CWE-534: Information Exposure Through Debug Log Files |
| | Initialization and Shutdown | CWE-404: Improper Resource Shutdown or Release |
| W329 | Injection | CWE-134: Uncontrolled Format String |
| W3210 | Malicious Logic | CWE-506: Embedded Malicious Code |
| W3211 | Number Handling | CWE-369: Divide by Zero |
| W3212 | Pointer and Reference Handling | CWE-476: NULL Pointer Dereference |

2.2. Static Application Security Testing (SAST)s

Security testing is known as a process intended to reveal flaws in the security mechanisms of an information system that protect data and maintain functionality as intended. There are two major types of security testing, i.e. static testing and dynamic testing. Static Application Security Testing (SAST) utilizes a static code analysis tool to analyze source code to identify potential vulnerabilities or software faults. Different from dynamic approaches, SAST examines source code without executing it, and yields result by checking the code structure, the sequences of statements, and how variable values are processed throughout the different function calls. Common techniques using in SAST tools include:

1. Syntactic analysis such as calling insecure API functions or using insecure configuration options. An example of this category would be an analysis of Java programs that call to `java.util.random` (which does not provide a cryptographically secure random generator).

2. Semantic analysis that requires an understanding of the program semantics such as the data flow or control flow of a program. This analysis starts by representing the source code by an abstract model (e.g., call graph, control-flow graph, or UML class/sequence diagram). An example of this class would be a check for direct data-flows from a user form input to a SQL statement (indicating a potential SQL Injection vulnerability).

As SAST tools work as a white box testing and does not actually run the source code, a reported vulnerability from the tool might not necessarily be an actual one. This can be-cause of two reasons:

- The source code is secure (true negative)
- The source code has a vulnerability but it is not reported by the tools (false negative).

For each correct finding from the tool, a human expert is necessary to decide:

- If the finding represents a vulnerability, i.e, a weakness that can be exploit-ed by an attacker (true positive), and, thus, needs to be fixed.
- If the finding cannot be exploited by an attacker (false positive) and, thus, does not need to be fixed.

Research about SAST tools is not new. The Center for Assured Software (CAS) de-veloped a benchmark test suite with “good code” and “faulted code” across different languages to evaluate the performance of static analysis tools [33]. They assessed five commercial SAST tools and reported the highest recall score of 0.67 and the highest preci-sion score of 0.45. Diaz and Bermejo compared the performance of nine SAST tools, in-cluding commercial ones, and found an average recall value of 0.527 and average preci-sion value of 0.7 [15]. Charest investigated four different SAST tools in detecting a class of CWE using the Juliet testsuite [35]. The best observed performance in terms of recall was 0.46 for CWE89 with an average precision of 0.21. Baca et al. evaluated the use of a com-mercial SAST tool and found it is difficult to apply in an industrial setting [31]. In his case, the process of correcting false positive findings leads to additional vulnerability in the ex-isting secure source code. Hofer conduced few experiments and found that different SAST tools detected different kinds of weaknesses [32]. In this research, we will analyze the effectiveness of seven different SAST tools. Different from previous research, we also inves-tigate the performance of combining these tools.

2.3. Vulnerability databases

It has been a worldwide effort of capturing and publishing known vulnerabilities in common software via vulnerability databases. The discovery of a new software vulnerability is often first reported in a local project repository (e.g., issue trackers, mailing lists) or discussed on Q&A sites (e.g., StackOverflow). After that, the vulnerability is acknowledged and added to some of the public repositories. Vulnerability databases record structured

instances of vulnerabilities with their potential consequences. It helps developers and testers be aware of and keep track of existing vulnerabilities in their developing systems [10]. According to a report from NASA [11], there are currently 157 active vulnerability databases. Many of the databases are the results of a global effort by communities to leverage the existing large number of diverse real-world vulnerabilities. Some of the popular ones include:

- National Vulnerability Database (NVD) ¹ - the database operated by the US National Institute of Standards and Technology that stores vulnerable information in the form of security checklists, security related software flaws, misconfigurations, product names, and impact metrics.
- Common Vulnerabilities and Exposures (CVE)² - the dataset is a publically available dictionary for vulnerabilities to allow for a more consistent and concise use of security terminology.
- Common Weakness Enumeration (CWE) ³ - in addition to the CVE entry, the vulnerability will also be classified in a set of CWE categories. The CWE provides a common language to describe software security weaknesses and classifies them based on their reported weaknesses.
- MFSA⁴ or Mozilla Foundation Security Advisory is a repository created by Mozilla containing the listing of all detected vulnerabilities. Every vulnerability record is associated with title, impact, announced, reporter, product, and fix in. It also contains link to the associated files, codes and patches via the Bugzilla⁵.
- OSVDB⁶ - It is an independent open source database contributed by various researchers. It currently covers about 69.885 vulnerabilities in 31.109 software.
- OWASP TOP 10⁷ - The original purpose of OWASP Top 10 project was to raise awareness amongst developers and managers, and recently become the de facto application security standard. The OWASP Top 10 list is based on vulnerabilities gathered from hundreds of organizations and over 100000 real world applications and APIs.

2.4. Security concerns in e-Government

e-Government is commonly conceptualized as governments' use of information technologies combined with organizational change to improve the structures and operations of government [25]. The implementation of e-government is expected to help governments deliver services and transform relations with citizens, businesses, and different units in public sectors [26]. In contrast to developed countries where e-government is well-established, there are many challenges for e-government in developing countries, such as an inadequate digital infrastructure, a lack of skills and competencies for design, implementation, use, and management of

¹ <https://nvd.nist.gov/>

² <https://cve.mitre.org/>

³ <https://cwe.mitre.org/>

⁴ <https://www.mozilla.org/en-US/security/advisories/>

⁵ <https://www.bugzilla.org/>

⁶ <https://vuln.whitesourcesoftware.com/>

⁷ <https://owasp.org/www-project-top-ten/>

e-government systems, and a lack of trust in the security and privacy of the systems [38-40].

Security and privacy threats are always major concerns for e-government, such as cyberspace identity thefts and privacy violations [27]. If e-government systems are not well secured, security attacks may harm e-government systems at any time, leading to different types of financial, psychological and personal damages. Commonly reported security attacks include Denial of Service (DoS) attacks, unauthorized network access, theft of personal information, online financial fraud, website defacement, application-layer attacks such as cross-site scripting (XSS), and penetration attacking [28]. Alshehri emphasized that privacy and security must be protected to increase the user's trust while using e-government services [29].

Security measures in an e-government system can be implemented at physical, technical, or management levels [28]. As a software engineering research, we focused on the technical part of security measure. Firewalls, intrusion detection and prevention software, encryption, and secure networks are the most common security measures that have been implemented to secure e-government agencies against cyber threats [30]. SAST is a part of the vulnerability assessment system, belongs to the intrusion detection and prevention measures.

3. The case study

Vietnam is prioritizing e-government as a central pillar of the national digital transformation strategy to increase digital infrastructure, solutions, and capacity in government, industry, and society. During the last few decades, several initiatives have been implemented at regional and national levels to increase the digital capacity of the government, provide e-services to some extent, develop IT infrastructure and integrate national information systems and database. Aligned with the national strategy, a government-funded project, entitled "Secured Open source-software Repository for E-Government (SOREG)" has been conducted. It is note that the project is among several funded R&D projects towards the implementation of the whole e-government systems in a large-scale. The project was led by a domestic software company so-called MQ Solution.

We participated in the project with both passive and participant observation. The first author of the paper participated in the project

as a researcher, and is responsible for the plan and conducting an experiment with SAST tools. The research design was conducted and the experiment was carried on without affecting the original project plan. The second, third, and fourth authors of the paper directly performed the experiment following a predetermined design and also participated in developing different software modules in the projects. The first part of SOREG with literature review and market research has been partly reported in our previous work [41].

3.1. Research design

Since the project involves both research and development activities, we will only focus on the research-relevant parts. Figure 1 describes the research process leading to the selection and evaluation of SAST tools in supporting vulnerability assessment in SOREG. In the scope of this work, we focus on the research activity; hence, the open-source repository development is not mentioned (represented as a grey box). We also exclude the research and development of Dynamic Application Security Testing (DAST) and the integration of DAST and SAST tools in this paper (the other two grey boxes in Figure 1).

This paper reports a part of the case study with two parts, an experiment that investigates SAST tools with a test suite and a qualitative evaluation of the proposed SAST solution. When the project had started, we conducted an ad hoc literature review to understand the research area of software security testing and particularly SAST and DAST tools. After that, as a feasibility analysis, we selected a set of SAST tools and conducted an experiment to evaluate the possibility of combining SAST tools. A development activity follows with the architectural design of the integrated SAST solution and prototype development. After that, we conducted a preliminary evaluation of the prototype with expert interviews.

We described which SAST tools are selected (Section 4.1), the test suite to compare them (Section 4.2), the evaluation metric (Section 4.3), and the experiment result (Section 4.4). We briefly describe the outcome of the integrated SAST solution (Section 4.5) in this paper. The analysis of semi-structured interviews is shown in Section 5.

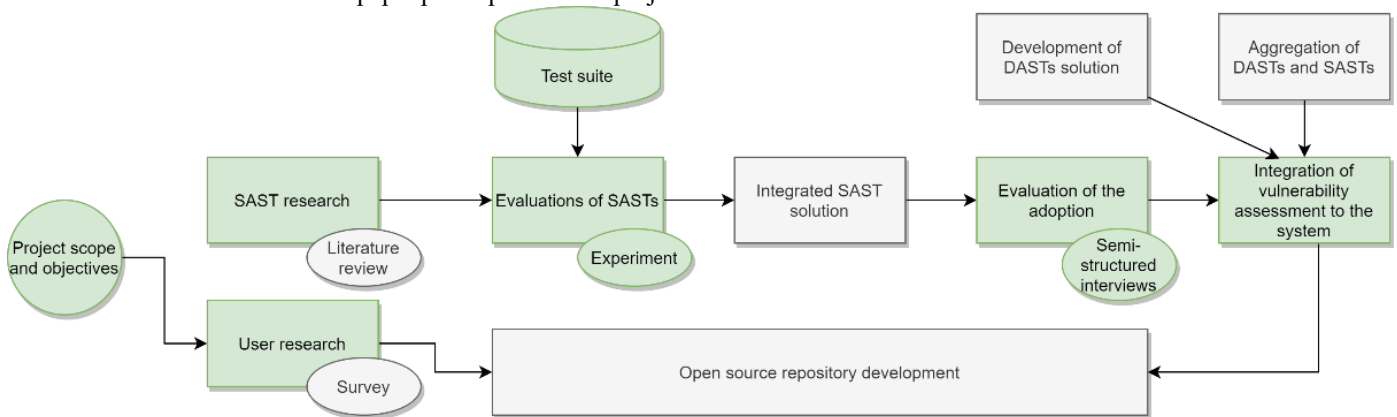


Figure 1: An overview of the research (green boxes) and development (grey boxes) process

3.2. SOREG – Secured Open source-software Repository for E-Government

Aligned with the e-government policy, the development and security assurance of an open-source repository is necessary. The repository will serve for ca. 2.8 million government officers. Therefore, the security aspect is of high priority. The project was funded by the Ministry of Science and Technology of Vietnam from Nov-2018 to Oct-2020. The initiated budget is 200,000 Eur. The project team includes 23 key members who participate in project planning, implementation, and closure. The main objectives of SOREG are (1) proposal and development of a prototype of a community-driven open-source software repository, (2) development and validation of a security assessment approach using SAST and DAST tools. The security assessment module focuses on software vulnerability. The expectation is that the module can detect existing vulnerabilities from dependent components, such as libraries, frameworks, plug-ins, and other software modules. Issues with X-injections, e.g. SQL injection, LDAP injection should be detected at a practical rate. Other types of vulnerabilities as described in CWE should also be covered at an acceptable level.

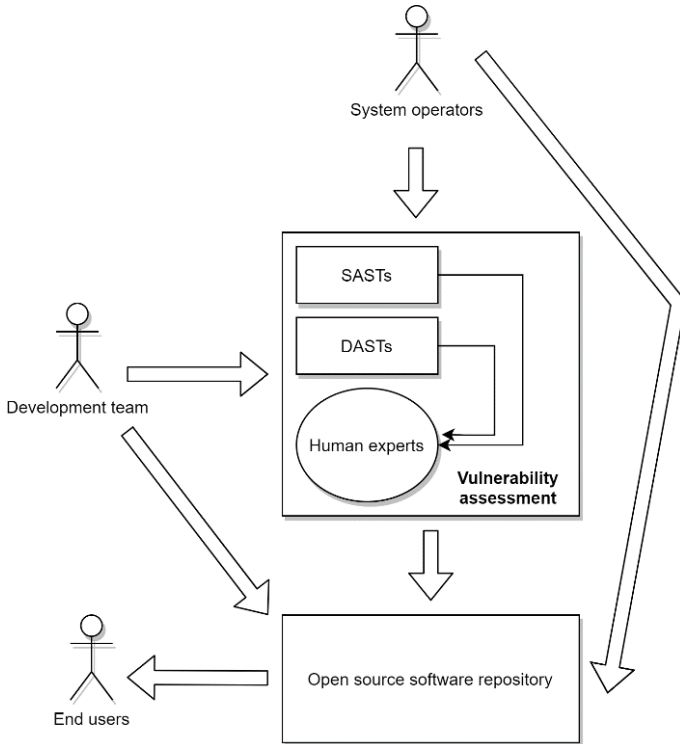


Figure 2: An overview of the open source software repository

All software submitted to the repository must go through a vulnerability assessment, as shown in Figure 2. The assessment module includes two parts (1) tools including both DAST and SAST tools, and (2) experts as moderators. The experts received reported results from tools and decide the vulnerability level of the inputted software. If the software passes the check, it will be published in the repository and available to all users. Otherwise, the software will be sent back to the submitters and not accepted for publishing.

4. An experiment on SAST tools

This section presents an experiment that answers the RQ1. We explored two sub re-search questions:

- RQ1.a. Which SAST tool has the best performance against the Juliet Test suite?
- RQ1.b. Is the performance of SAST increased when combining different tools?

We selected seven SAST tools (Section 4.1), prepared the test suite (Section 4.2), per-formance metrics (Section 4.3) and reported the results for RQ1a (Section 4.4.1) and RQ1b (Section 4.4.2).

4.1. The selected SAST tools

The literature review on SAST and experts' opinions are the two main inputs for selecting SAST tools. We gathered seven tools that attract both research and practitioners by the time the research project was conducted (end of October 2018). The list of the tools is summarized in Table 2.

Table 1: A list of popular SAST tools by the end of 2018

| Tool name | Description |
|---------------|--|
| SonarQube | Scans source code for more than 20 languages for Bugs, Vulnerabilities, and Code Smells |
| Infer | Or “Facebook Infer”, static check for C, C++, Objective-C and Java, work for iOS and Android |
| IntelliJ IDEA | integrated development environment (IDE) written in Java, support multiple languages |
| VCG | an automated code security review tool that handles C/C++, Java, C#, VB and PL/SQL |
| Huntbug | A Java bytecode static analyzer tool based on Procyon Compiler tools aimed to supersede the FindBugs |
| PMD | A cross-language static code analyzer |
| Spotbug | A static analysis for Java code, a successor of FindBugs |

4.1.1. SonarQube

SonarQube is one of the most common open-source static code analysis tools for measuring quality aspects of source code, including vulnerability. SonarQube implements two fundamental approaches to check for issues in source code:

Syntax trees and API basics: Before running any rules, a code analyzer parses the given source code file and produces the syntax tree. The structure is used to clarify the problem as well as determine the strategy to use when analyzing a file.

Using the semantic API: In addition to enforcing rules based on data provided by the syntax tree, SonarQube provides more information through a semantic representation of the source code.

However, this model currently only works with Java source code. This semantic model provides information regarding each symbol manipulated.

Using the API, Sonar has built-in several popular and proven tools available in the open-source community. These tools, through the implementation of standardized testing source code, consider possible errors and errors, each in their own opinion. The nature of checks ranges from small styles, for example detecting unwanted gaps, to more complex spaces that are more prone to potential errors, such as variables that cannot qualify checks result in null references.

4.1.2. Infer:

Infer, also referred to as "Facebook Infer", is a static code analysis tool developed by an engineering team at Facebook along with an open-source community. It covers multiple languages, such as Java, C, C++, and Objective-C, and is deployed at Facebook in the analysis of its Android and iOS apps. Its foundation is theories of formal verification of software [23, 24]. Infer uses a technique called bi-abduction to perform a compositional program analysis that interprets program procedures independently of their callers [21]. Common quality checks include null pointer exceptions, resource leaks, annotation reachability, missing lock guards, and concurrency race conditions in Android and Java code. It checks for null pointer problems, memory leaks, coding conventions, and unavailable API's in C, C++ and Objective C. It is claimed that this enables Infer to scale to large codebases and to run quickly on code-changes in an incremental fashion, while still performing an inter-procedural analysis that reasons across procedure boundaries [22].

4.1.3. IntelliJ's IDEA:

IntelliJ IDEA is a static code analysis feature that provides an on-the-fly code check when using IntelliJ development environment. Various inconsistencies, probable bugs, redundancies, spec violations, etc. are highlighted in the editor right while you are typing. After IntelliJ IDEA has indexed a source code folder, it claims to produce a fast and intelligent experience by giving relevant suggestions in every context, i.e. intelligent quick-fixes and on-the-fly code analysis.

4.1.4. Visual Code Grepper (VCG):

VCG is an automated code security review tool that handles C/C++, Java, C#, VB and PL/SQL. In addition to performing some more complex analysis it has a portable and expandable configuration that allows users to add any bad functions (or other text). It provides a nice visualization (for the entire codebase and for individual files) showing relative proportions of code, whitespace, comments, "ToDo" style comments and bad code. It also searches intelligently to identify buffer overflows and signed/unsigned comparisons.

4.1.5. Huntbug:

Huntbug is a Java static analyzer tool based on Procyon Compiler Tools which aims at outperforming the famous tool FindBugs.

4.1.6. PMD:

PMD is a source code analyzer. It finds common programming flaws like unused variables, empty catch blocks, unnecessary object creation, and so forth. It supports Java, JavaScript, Salesforce.com Apex and Visualforce, PLSQL, Apache Velocity, XML, XSL. Similar to SonarQube or Huntbug, PMD operates using a set of rules

4.1.7. SpotBug:

SpotBugs is a program that uses static analysis to look for bugs in Java code. SpotBugs checks for more than 400 bug patterns.

4.2. Test suite

Different benchmark test suites exist for testing security tools. Two popular examples are the Juliet test suite and OWASP Benchmark. We decided to use the Juliet test suite because it is not only limited to the top 10 vulnerabilities as of the OWASP benchmark dataset. In addition, the test suite is designed for all ranges of weaknesses and not only limited to web-based weaknesses. One of the goals for developing the Juliet test suite was to enable open dataset for empirical research. The test suite has been popular among software and security engineering research [7, 12-14]. The latest version (ver 1.3) comprises 64,099 test cases in C/C++ and 28,881 test cases in Java⁸. It is fair to focus on these two programming languages due to the dominance of them in SOREG's source code.

4.3. Evaluation metrics

There exist a massive amount of research evaluating software quality models and tools and the performance metrics have been "de facto" standard in software engineering research. We reported the following metrics for each SAST [14, 15]:

- True Positive (TP): The number of findings where the tool correctly reports the flaw that is the target of the test case.
- False Positive (FP): The number of findings where the tool reports a flaw with a type that is the target of the test case, but the flaw is reported in non-flawed code.
- False Negative (FN): This is not a tool result. A false negative result is added for each test case for which there is no true positive.
- Blank (Incidental flaws): This represents tool's result where none of the types above apply. More specifically, either the tool's result is not in a test case file or the tool's result is not associated with the test case in which it is reported.
- Recall = $TP / (TP + FN)$
- Precision = $TP / (TP + FP)$
- F1 Score = $2 (Recall \times Precision) / (Recall + Precision)$

It is possible to have both TP and FP in a test file. In this case, our SAST is not sophisticated enough to discriminate for instance when the data source is hardcoded and therefore does not need to be sanitized. We adopt the "strict" metrics defined by CAS [13] as they truly reflect a real-world situation.

⁸ <https://samate.nist.gov/SARD/testsuite.php>

4.4. Experiment Results

4.4.1. RQ1.a. Which SAST tool has the best performance against the Juliet Test suite?

We report the evaluation results of the seven tools on Juliet Test Suite v1.3. as shown in Table 3. Looking at the number of outputs from each tool, IntelliJ is on top of the list with 37.694 reported issues. PMD is in the second place with 37.405 reported issues and after that Sonarqube finds 28.875 reported issues. To measure the accuracy of the tools, we calculated the F1 score as shown in Table 3. The top three most accurate tools in our experiment are IntelliJ, PMD, and Sonarqube accordingly. The successors of FindBugs, i.e. Huntbugs and Spotbugs detect a small number of issues, showing their limited capacity in a software security area. Infer, the SAST promoted by Facebook finds only 428 issues from our test suite.

False Positives are also of our concern since this is one of the main barriers to adopt SAST tools in industrial projects [14]. This reflects the value of precisions. The rank of SAST is a bit different here, as Sonarqube has the best precision value (0,6), following by VCG (0,59) and IntelliJ (0,57).

Answer to RQ1a: Sonarqube has the best precision score of 0.6. IntelliJ has the best F1 score of 0.69. For a single CWE class, the best achieved F1 score is from PMD for the error handling class.

We looked into details how each tool performs regarding CWE categories. Table 4 reports the F1 score of the seven tools across our 12 weakness categories.

Authentication and Authorization include vulnerabilities relating to unauthorized access to a system. IntelliJ IDEA has the best F1 score of 0.53 and followed by Sonar Qube with 0.26. Overall the ability to detect issues with SAST tools in this category is quite limited.

Code quality includes Issues not typically security related but could lead to performance and maintenance issues. IntelliJ IDEA has the best F1 score of 0.83 and followed by PMD with 0.79. Sonar Qube has an F1 score of 0.63, which is in third place. Other tools are not able to detect any issues in this category. This can be explained by the comprehensiveness of SAST tools, since tools such as SonarQube and IntelliJ cover not only vulnerabilities but also many other types of concerns, e.g. code smells, bugs, and hot spots.

Control Flow Management explores issues of sufficiently managing source code control flow during execution, creating conditions in which the control flow can be modified in unexpected ways. PMD has the best F1 score of 0.69 and followed by Sonarqube with an F1 score of 0.62.

Encryption and Randomness refer to a weak or improper usage of encryption algorithms. IntelliJ IDEA has the best F1 score of 0.53 and followed by Sonar Qube with an F1 score of 0.26. Overall the ability to detect issues with SAST tools in this category is quite limited.

Error Handling includes failure to handle errors properly that could lead to unexpected consequences. PMD has the best F1 score of 0.84 and followed by IntelliJ IDEA with an F1 score of 0.73.

Table 2: Evaluation results of SAST tools against Juliet 3.1. Testsuite

| Tool | No. Detections | TP | FP | FN | Recall | Precision | F1-Score |
|-----------|----------------|-------|-------|-------|--------|-----------|----------|
| Sonarqube | 28875 | 9381 | 6216 | 17321 | 0.35 | 0.6 | 0.44 |
| Infer | 428 | 1564 | 1364 | 45768 | 0.03 | 0.53 | 0.06 |
| IntelliJ | 37694 | 52276 | 40026 | 8502 | 0.86 | 0.57 | 0.69 |
| VCG | 8143 | 8900 | 6164 | 38053 | 0.19 | 0.59 | 0.29 |
| PMD | 37405 | 12094 | 10389 | 8791 | 0.58 | 0.54 | 0.56 |
| Huntbugs | 2677 | 1873 | 2138 | 43519 | 0.04 | 0.47 | 0.07 |
| SpotBug | 624 | 347 | 313 | 45572 | 0.01 | 0.53 | 0.02 |

Table 3: Evaluation results of SAST tools across different CWE categories

| CWE Class | Sonar Quebe | Infer | IntelliJ IDEA | VCG | PMD | Huntbugs | Spotbugs |
|-----------------------------------|-------------|-------|---------------|------|------|----------|----------|
| Authentication and Access Control | 0.26 | 0.17 | 0.53 | 0.19 | 0.25 | 0.07 | 0 |
| Code quality | 0.63 | 0 | 0.83 | 0 | 0.79 | 0 | 0 |
| Control Flow Management | 0.38 | 0 | 0.69 | 0.28 | 0.65 | 0 | 0 |
| Encryption and Randomness | 0.62 | 0 | 0.6 | 0.15 | 0.68 | 0 | 0 |
| Error Handling | 0.64 | 0 | 0.73 | 0 | 0.84 | 0 | 0 |
| File Handling | 0.35 | 0 | 0.7 | 0.23 | 0.63 | 0.07 | 0 |

| | | | | | | | |
|--------------------------------|------|------|------|------|------|------|------|
| Information Leaks | 0.67 | 0 | 0.62 | 0.45 | 0.63 | 0 | 0 |
| Initialization and Shutdown | 0.16 | 0 | 0.73 | 0.39 | 0.72 | 0 | 0 |
| X-Injection | 0.51 | 0 | 0.72 | 0.36 | 0.68 | 0.15 | 0.04 |
| Malicious Logic | 0.79 | 0.02 | 0.8 | 0.08 | 0.6 | 0 | 0 |
| Number Handling | 0.29 | 0.12 | 0.56 | 0.17 | 0.29 | 0 | 0 |
| Pointer and Reference Handling | 0.23 | 0 | 0.71 | 0.21 | 0.75 | 0 | 0 |

File Handling includes checks for proper file handling during read and write operations to a file on the hard-disk. IntelliJ IDEA has the best F1 score of 0.7 and followed by PMD with an F1 score of 0.63. Sonarqube works not so well with this category as its F1 score is only 0.35.

Information Leaks contains vulnerabilities about exposing sensitive information to an actor that is not explicitly authorized to have access to that information. SonarQube has the best F1 score of 0.67 and followed by IntelliJ IDEA and PMD with similar scores.

Initialization and Shutdown concern improper initializing and shutting down of re-sources. We see that IntelliJ IDEA has the best F1 score of 0.73 and followed by PMD with an F1 score of 0.72.

X-Injection: a malicious code injected in the network which fetched all the information from the database to the attacker. This is probably one of the most important types of vulnerability. In this category, IntelliJ IDEA is the most accurate tool with an F1 score of 0.72 followed by PMD (0.68) and Sonar Qube (0.51)

Malicious Logic concerns the Implementation of a program that performs an unauthorized or harmful action (e.g. worms, backdoors). This is also a very important type of vulnerability and probably among the most common ones. In this category, IntelliJ IDEA is the most accurate tool with an F1 score of 0.8 followed by Sonar Qube (0.79) and PMD (0.6)

Number Handling include issues with incorrect calculations, number storage, and conversion weaknesses. IntelliJ IDEA has the best F1 score of 0.56 and followed by PMD and Sonar Qube with the same F1 score of 0.29.

Pointer and Reference Handling issues, for example, the program obtains a value from an untrusted source, converts this value to a pointer, and dereferences the resulting pointer. PMD has the best F1 score of 0.75 and followed by PMD and IntelliJ IDEA with the same F1 score of 0.71.

4.4.2. RQ1.b. Is the performance of SAST increased when combining different tools?

We also investigated if combining various SAST tools can produce better performance. We run the combination of two, three, and four SAST tools and compare them against our performance metrics. Table 5 presents our results in three categories (1) the combination that gives the best F1 score, (2) the combination that gives the best precision, and (3) the combination that produces the largest number of outputs. We reported again the result with IntelliJ IDEA as a benchmark for comparison.

The result shows that it is possible to increase some performance metrics by combining different SAST tools. However, there are none of the combinations can produce the best value for all performance metrics. Interestingly, we see that Sonarqube appears in all best combinations, even though the SAST does not perform the best among single SAST tools. From Table 5, we can say that the 5-tools combination including SonarQube, Inteliji, VCG, Infer and SpotBug would probably give the best outcome in all of our metrics. However, this is beyond our experiment.

Table 4: The effectiveness of combining various SAST tools

| Tool | TP | FP | FN | Recall | Precision | F-score | No of outputs | Type |
|------------------------------------|-------|-------|-------|--------|-----------|---------|---------------|---------------------------|
| Sonarqube + Inteliji | 65927 | 49518 | 2199 | 0,97 | 0,57 | 0,72 | 43997 | Best F-Score |
| Sonarqube + SpotBug | 9722 | 6544 | 17296 | 0,36 | 0,62 | 0,45 | 28900 | Best Precision |
| Sonarqube + Inteliji + VCG + Infer | 73811 | 55692 | 2095 | 0,97 | 0,57 | 0,72 | 44101 | Largest amount of outputs |
| Inteliji IDEA | 52276 | 40026 | 8502 | 0,86 | 0,57 | 0,69 | 37694 | |

Answer to RQ1b: Combining SAST tools does give a better performance than of a single SAST, and this depends on the performance metrics

4.5. The integrated SAST tools solution

The experiment produces an input for the design and development of the SAST module in the security assessment part (as shown in Figure 2) of the project. We present only briefly the architectural decisions that are taken and some architectural views of the solution.

From practical aspects, there are several requirements for SAST modules from the repository development and operation team. The team emphasized five criteria while working with SAST tools:

- **Result accuracy.** SAST modules should scan within a limited timeframe and its output compared against a test application for which the results are known a-priori. The development team emphasizes the importance of False Positives (TPs). It is an active research on the effectiveness of SAST, however, many SAST tools have been used in practice.
- **Simplicity.** Scanning and visualizing the result should be straightforward so that users without security background can also operate with or without manual documents. Scanning source code should not require the user to perform excessive operations to start running the tool.
- **Vulnerability coverage.** We focused on the ability to detect different categories in the CWE database. Besides, detection of common vulnerabilities as identified by other industry standards such as

OWASP Top 10 or SANS is desirable. Since the vulnerability taxonomy and ratings differ by each SAST vendor, it is necessary to receive from each SAST vendor their list and normalize them one against the other for a true vulnerability coverage comparison.

- **Supports multiple languages.** Ensure that the SAST tool supports the popular programming languages such as Java and C++. It should also have a possibility to support emerging technologies as these may prove to be significant in the long run. For example, mobile or updated development languages (e.g Android, Objective C, Ruby on Rails)
- **Customizability.** The ability to adapt the scan results to different output format and integrate to different business logics. Each organization uses its' own framework for accessing databases and so the SAST tool must be customizable to the proprietary code. This capability also eliminates false positives that occur due to the custom code and the organization's business logic

Especially, when looking at the focus on FP, simplicity and the ability to customize, the development team had decided to select the combination of SonarQube and SpotBug as the most practical solution with SAST tools. The further development includes a spotbug plugin to a community-version SonarQube and a new SonarQube widget to customize the scanning result. The logical view and development view of the integrated solution is shown in Figure 3. The localized and customized user interface of the tool is illustrated by Figure 4.

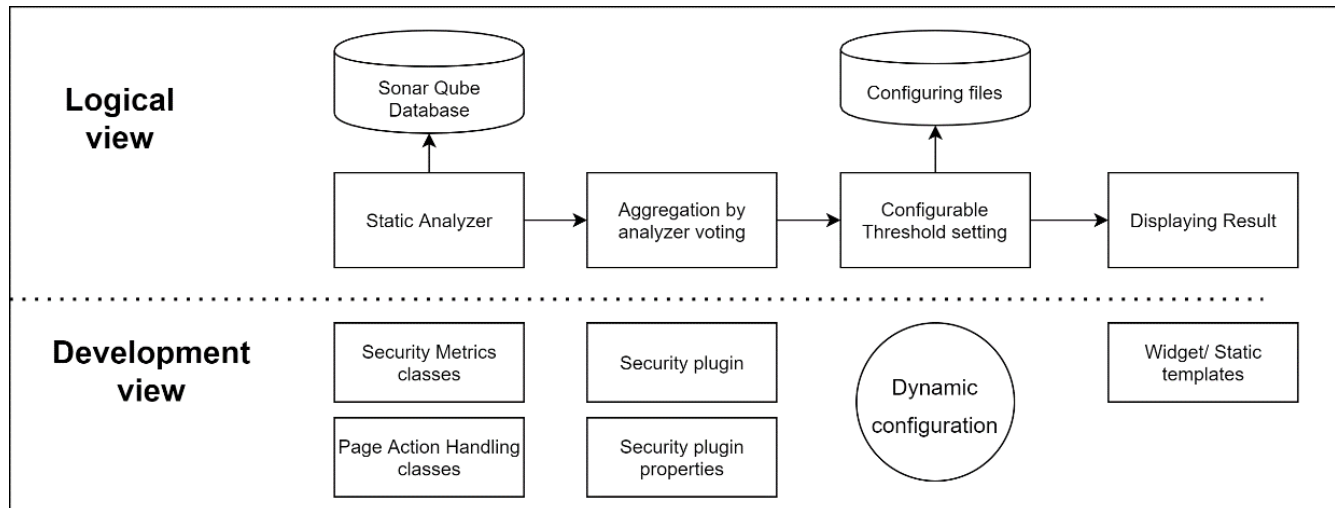


Figure 3: The logical view and development view of an integrated SAST solution

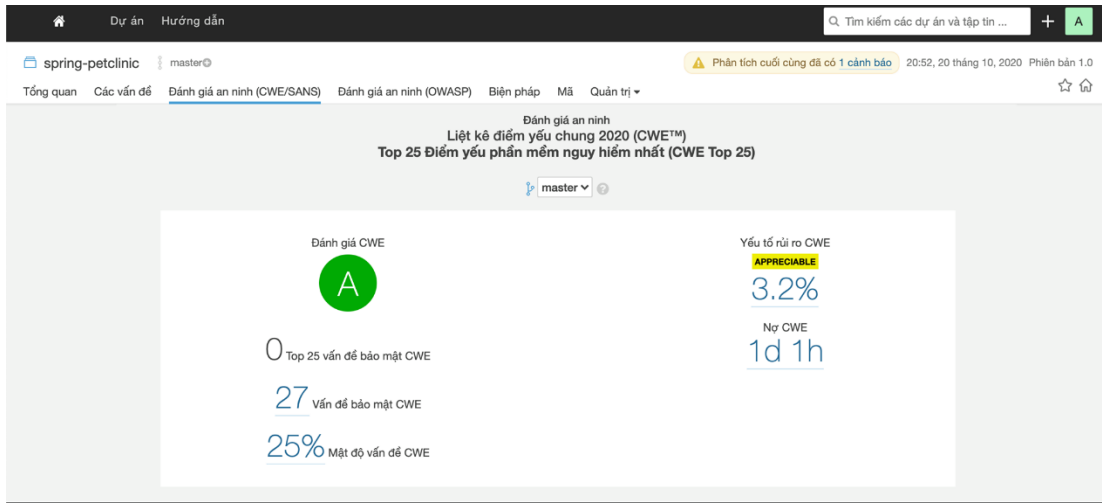


Figure 4: The UX prototype of the solution

5. Qualitative evaluation of integrated SAST tools

Semi-structured interviews were conducted with four stakeholders in the project. The profile of the interviewee is given in Table 6. The same interview guideline was used, including three main sections (1) Questions regarding the usability of the tool, (2) Questions regarding the usefulness of the tools for vulnerability assessment, and (3) Questions regarding the performance of the tools. The interviews ranged from 20 to 30 mins in total. We did note-taking during the interviews and summarized them into three main themes. It is noted that all interviews were done in Vietnamese, so the quotes are translated into English.

Table 5: Profiles of interviewees

| Interview No. | Title | Role in the project | Familiar with software security |
|---------------|-------------------|---|---------------------------------|
| P01 | Project manager | Lead the project from planning to completion. Coordinating vulnerability assessment modules with the repository | 2 |
| P02 | Security expert | Representative of an expert user of a pilot organization | 5 |
| P03 | System operator | Representative of a system operator in the pilot organization | 4 |
| P04 | Project developer | A developer of the repository | 3 |

Perceptions about the usability of the SAST tools: there has been a consensus among interviewees about the usability of the tool. The user interface has been continuously improved and the final version has been tested with different stakeholders in the project. Before the tool's effectiveness can be evaluated, it is

practically important that it can be accessed and operable by targeted users. Some feedback about the interfaces are:

"The user interface is lean and intuitive!" (P04)

"I think the web interface looks good. It is easy to use and for me all the key features are visible. I do not need any manual documents to work with this tool" (P02)

Perceptions about the performance of the SAST tools: the performance of the tools originally refers to the technical capacity of the tools against real-world applications. Our interviewee highlighted the importance of showing the possibility of capture vulnerabilities across different categories of weakness:

"SonarQube has a wide range of test coverage. The adopted version inherited this from the community version and covers different types of vulnerabilities. It is important to be aware of different possible threats to our repository" (P03)

We also see that performance is interpreted as a practical performance, that is the tools should be an indicator of security level and can be integrated into other ways of security assessment:

"The experiments show that the effectiveness of top 3 SAST tools does not differ much from each other. Then we care about how difficult it is and how much time it takes to develop and integrate the selected SAST tools to our repository. The proposed architecture looks great and integral into the overall system." (P04)

"Testing SAST tools is an important step that giving us confidence in adopting the right tool in the next step. Performance and coverage are important insights for expert teams to decide the security level of software apps" (P01)

Perceptions about the usefulness of the SAST tools: in the nutshell, it seems that the automated tools will not be fully automatically operated in this project. The tools are perceived as useful as a complementary means to assess security. It should be combined with another type of security testing, i.e. DAST and other types of security assessment to give a triangulated result.

"SAST or even the combination of SAST tools and DASTs and other automated tools are not sufficient to ensure a safe software"

repository. I think the tools play important roles as inputs for expert teams who operate and manage security aspects of the repository.” (P03)

“I think the tool has a good potential! I am looking forward to seeing how DASTs and SAST tools can be combined in this project” (P02)

Answer to RQ2: SAST tools should be used towards a practical performance and in the combination with triangulated approaches for human-driven vulnerability assessment in real-world projects.

6. Discussion

The experiment conducted in this research strengthens the findings from previous empirical studies on SAST tools. We updated the research of SAST tools with the state of the art tool list in 2018. By this time, we still see that using one SAST tool is not enough to cover the whole range of security weaknesses at the implementation phase. This agrees with the observation by Oyetoan et al. [14]. However, the current SAST tools are rich in their features, e.g. ability to support multiple languages, various visualization options, and customizability. Previous studies reported the best precisions values of SAST tools around 0.45 – 0.7 [15, 32, 33]. Our study also reported the precision values of our best tools in this range. We also observed that SAST tools work relatively better in some CWE categories, such as Code quality, Encryption and Randomness, Error Handling, Information Leaks, and Malicious Logic.

In addition to existing studies, we revealed the possibility of combining different SAST tools to achieve better performance. In particular, we have used SonarQube and the base platform and combine the rulesets from other tools. As static analysis uses basically whitebox testing to explore source code, this result shows the potential to improve existing tools, and probably towards a universal security static security ruleset.

Previous studies reported many challenges in adopting SAST tools during different stages of software project life cycles [14-17]. In this study, we focus on the deployment stage where software from other parties is tested before publishing. This quality check gate is common in all software repository models, such as Apple Store or Google Play. The objective of SAST here is different; we aim at supporting security assessment, not guiding software developers to improve their source code. Within the scope of SOREG, we see that the adopted approach is practically useful and contribute to the overall project scope.

Our research also has some limitations. Firstly, we only include open-source SAST tools and only conduct security testing for open-source software. However, as we see from existing research, it might not be too much different in terms of tool performance with commercial SAST tools. Secondly, our research aims at developing a prototype and evaluating the proposed solution, therefore, we did not focus on architectural details and implementation. It could be that the perceived usefulness can be improved when we have a full-scale development of the combined

SAST solution. Thirdly, we preliminary tested our SAST tools with a simple software application. The claimed results are mainly based on our experiments with the Juliet test suite. A case study with a large-scale industrial application might provide more insight that is complementary to our findings. Last but not least, the study is conducted in the context of a Vietnamese government project, which would have certain unique characteristics regarding organizational and managerial aspects. However, the research design was conducted separately in Norway and the observation process has been conducted with scientific and professional attitudes. The experiment data is available published at https://docs.google.com/spreadsheets/d/18FXJKWsO6m9Ac9_-92aGmDqMd6QdFLK_rIZ9P7fF_wQ/edit#gid=2107814246. We tried to report as detail as possible the experiment process so that one can replicate our work in the same condition.

7. Conclusions

We have conducted a case study on a 2-year project that develop and evaluate a secured open-source software repository for the Vietnamese government. This paper reports a part of the paper about evaluating and combining SAST tools for security assessment. Among evaluated SAST tools, we have found that Sonarqube and IntelliJ have the best performance. The combination does give a better performance than a single SAST, depending on the performance metrics. Practically, these SAST tools should be used towards a practical performance and in the combination with triangulated approaches for human-driven vulnerability assessment in real-world projects. In the future work, we will report the next step of the project, with a similar investigation on DAST and the effectiveness of combining SAST tools and DASTs in supporting software security assessment.

Acknowledgement

This work was co-funded under the Vietnam national project entitled “SOREG – Secured Open source-software Repository for E-Government”. The project is led by MQ Solution⁹.

References

- [1] The state of cybersecurity – Implications for 2016 (2016). An ISACA and RSA Conference Survey. Available: https://www.isaca.org/cyber/Documents/state-of-cybersecurity_res_eng_0316.pdf
- [2] Net Losses: Estimating the Global Cost of Cybercrime (2014). Center for Strategic and International Studies.
- [3] Cost of Data Breach Study: Global Analysis (2017). IBM and Ponemon Institute. <https://securityintelligence.com/cost-of-a-data-breach-2017/>
- [4] Source code security analysis tool functional specification version 1.0, National Institute of Standards and Technology, Special Publication 500-268 (2007).
- [5] Zheng, J., Williams, L., Nagappan, N., Snipes, W., Hudspohl, J.P., Vouk, M.A.: On the value of static analysis for fault detection in software. *IEEE Trans. Softw. Eng.* 32(4), 240–253 (2006)
- [6] Chess, B., McGraw, G.: Static analysis for security. *IEEE Secur. Privacy* 2(6), 76–79 (2004)

⁹ <https://mqolutions.vn/>

- [7] Oyetoyan, T.D., Soares Cruzes, D., Jaatun, M.G.: An empirical study on the relationship between software security skills, usage and training needs in agile.
- [8] Felderer, M., Buchler, M., Johns, M., Brucker, A.D., Breu, R., Pretschner, A.: Chapter one - security testing: a survey. In: Memon, A. (ed.) *Advances in Computers*, vol. 101, pp. 1–51. Elsevier, January 2016. <https://doi.org/10.1016/bs.adcom.2015.11.003>
- [9] McGraw, G., Potter, B.: Software security testing. *IEEE Secur. Priv.* 2(5), 81–85 (2004). <https://doi.org/10.1109/MSP.2004.84>
- [10] S. M. Ghaffarian and H. R. Shahriari (2017), “Software Vulnerability Analysis and Discovery Using Machine-Learning and Data-Mining Techniques: A Survey,” *ACM Comput. Surv.*, vol. 50, no. 4, pp. 56:1–56:36, Aug. 2017.
- [11] NASA IV and V Facility Metrics Data Program (MDP): mdp.ivv.nasa.gov
- [12] Diaz, G., & Bermejo, J. R. (2013). Static analysis of source code security: Assessment of tools against SAMATE tests. *Information and Software Technology*, 55(8), 1462–1476. <https://doi.org/10.1016/j.infsof.2013.02.005>.
- [13] L. M. R. Velicheti, D. C. Feiock, M. Peiris, R. Rajee, J. H. Hill, Towards modeling the behavior of static code analysis tools, in: *Proceedings of the 9th Annual Cyber and Information Security Research Conference*, ACM, 2014, pp. 17–20.
- [14] Oyetoyan, T. D., Milosheska, B., Grini, M., & Soares Cruzes, D. (2018). Myths and Facts About Static Application Security Testing Tools: An Action Research at Telenor Digital. In J. Garbajosa, X. Wang, & A. Aguiar (Eds.), *Agile Processes in Software Engineering and Extreme Programming* (pp. 86–103). Springer International Publishing.
- [15] V. Okun, A. Delaitre, P. E. Black, Report on the static analysis tool exposition (SATE) IV, Tech. rep., NIST (January 2013).
- [16] Aloraini, B., Nagappan, M., German, D. M., Hayashi, S., & Higo, Y. (2019). An empirical study of security warnings from static application security testing tools. *Journal of Systems and Software*, 158, 110427. <https://doi.org/10.1016/j.jss.2019.110427>
- [17] Pashchenko, I. (2017). FOSS version differentiation as a benchmark for static analysis security testing tools. *Proceedings of the 2017 11th Joint Meeting on Foundations of Software Engineering*, 1056–1058. <https://doi.org/10.1145/3106237.3121276>
- [18] M. Dowd, J. McDonald, and J. Schuh, *The Art of Software Security Assessment*, Addison-Wesley publications, 2007.
- [19] Center for Assured Software. CAS static analysis tool study - methodology. Available at: <https://samate.nist.gov/docs/CAS%202012%20Static%20Analysis%20Tool%20Study%20Methodology.pdf>
- [20] V. Lenarduzzi, A. Sillitti, D. Taibi, A survey on code analysis tools for software maintenance prediction, in: *Software Engineering for Defence Applications SEDA* <https://fbinfer.com/docs/separation-logic-and-bi-abduction/>
- [21] Calcagno, Cristiano; Distefano, Dino; Dubreil, Jeremy; Gabi, Dominik; Hooimeijer, Pieter; Luca, Martino; O’Hearn, Peter; Papakonstantinou, Irene; Purbrick, Jim; Rodriguez, Dulma (27 April 2015). Moving Fast with Software Verification. *NASA Formal Methods. Lecture Notes in Computer Science*. 9058. Springer, Cham. pp. 3–11
- [22] Churchill, Dulma; Distefano, Dino; Luca, Martino; Rhee, Ryan; Villard, Jules. "AL: A new declarative language for detecting bugs with Infer". Facebook Code Blog Post.
- [23] Sergio, de Simone. "Facebook's New AL Language Aims to Simplify Static Program Analysis". InfoQ.
- [24] Field, T., Muller, E., Lau, E., Gadriot-Renard, H., & Vergez, C. (2003). The case for e-government: Excerpts from the OECD report “The E-Government Imperative”. *OECD Journal on Budgeting*, 3(1), 61–96.
- [25] Grönlund, Å. (2001). *Electronic Government: Design, Applications and Management: Design, Applications and Management*. IGI Global.
- [26] Yang, L., Elisa, N., & Eliot, N. (2019). Chapter 7—Privacy and Security Aspects of E-Government in Smart Cities. In D. B. Rawat & K. Z. Ghafoor (Eds.), *Smart Cities Cybersecurity and Privacy* (pp. 89–102). Elsevier. <https://doi.org/10.1016/B978-0-12-815032-0.00007-X>
- [27] France Bélanger and Lemuria Carter. Trust and risk in e-government adoption. *The Journal of Strategic Information Systems*, 17(2):165–176, 2008
- [28] Mohammed Alshehri and Steve Drew. E-government fundamentals. In *IADIS International Conference ICT, Society and Human Beings*, 2010.
- [29] Carlos E Jiménez, Francisco Falcone, Jiao Feng, Héctor Puyosa, Agustí Solanas, and F González. e-government: Security threats. *e-Government*, 11:21, 2012.
- [30] Baca, D., Carlsson, B., Petersen, K., Lundberg, L.: Improving software security with static automated code analysis in an industry setting. *Softw. Pract. Exp.* 43(3), 259–279 (2013)
- [31] Hofer, T.: Evaluating static source code analysis tools. Technical report (2010)
- [32] Okun, V., Delaitre, A., Black, P.E.: NIST SAMATE: static analysis tool exposition (sate) iv, March 2012. <https://samate.nist.gov/SATE.html>
- [33] Duc, A. N., Jabangwe, R., Paul, P., & Abrahamsson, P. (2017). Security Challenges in IoT Development: A Software Engineering Perspective. *Proceedings of the XP2017 Scientific Workshops*, 11:1-11:5. <https://doi.org/10.1145/3120459.3120471>
- [34] Charest, N.R.T., Wu, Y.: Comparison of static analysis tools for Java using the Juliet test suite. In: *11th International Conference on Cyber Warfare and Security*, pp. 431–438 (2016)
- [35] Vakkuri, V., Kemell, K.-K., Kultanen, J., & Abrahamsson, P. (2020). The Current State of Industrial Practice in Artificial Intelligence Ethics. *IEEE Software*, 37(4), 50–57. <https://doi.org/10.1109/MS.2020.2985621>
- [36] Ammar, M., Russello, G., & Crispo, B. (2018). Internet of Things: A survey on the security of IoT frameworks. *Journal of Information Security and Applications*, 38, 8–27. <https://doi.org/10.1016/j.jisa.2017.11.002>
- [37] Twizeyimana, J. D. (2017). User-centeredness and usability in e-government: A reflection on a case study in Rwanda. Paper presented at the proceedings of the international conference on electronic
- [38] Twizeyimana, J. D., & Andersson, A. (2019). The public value of E-Government – A literature review. *Government Information Quarterly*, 36(2), 167–178. <https://doi.org/10.1016/j.giq.2019.01.001>
- [39] Nkohkwo, Q. N.-a., & Islam, M. S. (2013). Challenges to the successful implementation of e-government initiatives in Sub-Saharan Africa: A literature review. *Electronic Journal of e-Government*, 11(2), 253–267
- [40] Nguyen Duc, A., & Chirumamilla, A. (2019). Identifying Security Risks of Digital Transformation—An Engineering Perspective. In I. O. Pappas, P. Mikalef, Y. K. Dwivedi, L. Jaccheri, J. Krogstie, & M. Mäntymäki (Eds.), *Digital Transformation for a Sustainable Society in the 21st Century* (pp. 677–688). Springer International Publishing. https://doi.org/10.1007/978-3-030-29374-1_55