

EMBEDDING CALIBRATION FOR MUSIC SEMANTIC SIMILARITY USING AUTO-REGRESSIVE TRANSFORMER

Xinran Zhang¹

Maosong Sun^{1,2}

Jiafeng Liu¹

Xiaobing Li¹

¹ Department of Music Artificial Intelligence and Music Information Technology
Central Conservatory of Music, Beijing, China

² Department of Computer Science and Technology, Tsinghua University, Beijing, China
Institute for Artificial Intelligence, Tsinghua University, Beijing, China

State Key Lab on Intelligent Technology and Systems, Tsinghua University, Beijing, China

sms@tsinghua.edu.cn, zhangxr.wspn@gmail.com

ABSTRACT

One of the advantages of using natural language processing (NLP) technology for music is to fully exploit the embedding based representation learning paradigm that can easily handle classical tasks such as semantic similarity. However, recent researches have revealed the poor performance issue of common baseline methods for semantic similarity in NLP. They show that some simple embedding calibration methods can easily promote the performance of semantic similarity without extra training hence is ready-to-use. Nevertheless, it is still unclear which is the best combination of calibration methods and by how much can we further improve the performance with such methods. Most importantly, previous works are based on auto-encoder Transformer, hence the performance under auto-regressive model for music is unclear. These render the following open questions: does embedding based semantic similarity also apply for auto-regressive music model, does poor baseline issue for semantic similarity also exist, and if so, are there unexplored embedding calibration methods to better promote the performance of music semantic similarity? In this paper, we answer these questions by exploring different combination of embedding calibration under auto-regressive language model for symbolic music. Our results show that music semantic similarity works under auto-regressive model, and also suffers from poor baseline issues like in NLP. Furthermore, we provide optimal combination of embedding calibration that has not been explored in previous researches. Results show that such combination of embedding calibration can greatly improve music semantic similarity without further training tasks.

1. INTRODUCTION

Symbolic music research has benefited a lot from natural language processing (NLP) paradigm with Transformer architecture [1] and powerful language models such as BERT [2] and GPT2 [3]. Addressing symbolic music as language modeling can naturally exploit the embedding based representation learning paradigm, thus fully utilize classical NLP functionalities such as semantic similarity.

For example, MuseNet [4] provided embedding based cosine-similarity for composers and styles. This is quite useful for cases such as music recommendation. With a trained language model for music, we could encode the queried music sentence into a sequence of token-level embedding, calculate its sentence embedding, then use the cosine distance of sentence embedding between different music sentences as a measure of their resemblance. This method does not need additional fine-tuning task, hence is ready-to-use. A key issue is the calculation of sentence embedding from the sequence of token embedding. The widely applied common baselines include using one specific token embedding (e.g., [CLS] token in BERT) as the sentence embedding, or using the average of token embedding from the last Transformer layer as the sentence embedding.

However, recent researches in sentence embedding based semantic similarity have revealed that these baselines actually perform very badly. Results in [5] show that these baselines actually can not even achieve better results than GloVe embedding [6], which is static and irrelevant to the context of token. This means that the Transformer based dynamic and context-aware token embedding has lost its greatest advantage for semantic similarity task. To address this, many researches have proposed to train additional network with complex fine-tuning task to improve the performance [5, 7, 8]. These methods all require extra dataset, network and training task besides the pre-trained language model.

Note that results in [8, 9] have pointed out possible solutions that can greatly improve the performance of semantic similarity without further fine-tuning. For example, results in [8] have shown that averaging the last two layers instead of last one layer of the Transformer can achieve significantly better results. They also show that embedding calibration such as standard normalization and nulling away top- k single vectors (NATSV [8, 9]) can also boost the performance of sentence embedding. Regrettably, they do not provide experiments that cover all possible calibration combinations, e.g., averaging more than 2 layers. So the boundary of performance for semantic similarity with

embedding calibration is still unclear.

These issues have raised some opening questions. Does poor baselines also exist in music semantic similarity? If so, is it possible to achieve better results by simply averaging more layers in Transformer, or by using different combinations of embedding calibration without further fine-tuning tasks? And most importantly, since most researches in semantic similarity adopt auto-encoder Transformer (e.g., BERT), does these issues happen for auto-regressive Transformer (e.g., GPT2 and music transformer [10]) which is more commonly used for symbolic music generation?

In this work we answer these questions by exploiting embedding calibration for music semantic similarity. Our results are as follows.

- Sentence embedding based semantic similarity paradigm also works for auto-regressive Transformer models, and specifically in our case, works for language model for symbolic music.
- Common baselines (using one specific token embedding or using the average of token embedding from the last Transformer layer) are bad choices for music semantic similarity. The performance using the last token embedding as the sentence embedding can only achieve about 10% of the best performance.
- Averaging more layers (more than 2), as well as standard normalization calibration both greatly improves the performance of music semantic similarity across many combinations of embedding calibration. NATSV calibration on sentence embedding space does not improve performance as much as standard normalization.
- The best performance is achieved by averaging more than half of total number of layers (last 8 out of 12), together with standard normalization calibration only.

2. VOCABULARY AGGREGATION FOR MUSIC LANGUAGE MODELING

To conduct experiments for music semantic similarity, we need an auto-regressive language model for symbolic music modeling. Previous works of MAESTRO dataset [11] and Music Transformers [10] use a music vocabulary that only consists about 300 words (midi events) [12]. However, it is inconsistent with the model parameters used in benchmark NLP language models. For example, the vocabulary size/ embedding size/ context length for GPT2-Small [3] is 50,257/768/1,024; For BERT-base [2] it is 30,522/768/512. Apparently, the vocabulary size of MAESTRO is significantly smaller. This may result in a waste of model performance, since current Transformer based models can easily handle vocabulary up to 50,000 words. Furthermore, it is intuitively beneficial to achieve balance between vocabulary size, embedding size and context length. And most importantly, we wish to finally provide transferrable results to other language models, hence

the model parameters of our experiments should not diverge too much from the benchmark NLP models.

With these considerations, we propose a vocabulary aggregation method to expand current vocabulary [12] to larger size with the idea of music “sub-words” as follows. We treat each event in the vocabulary as a single-length word. Then we propose to use the Sentencepiece model [13] to recursively aggregate and expand the vocabulary by combining high frequency single-length words into multiple-length words and add them to the vocabulary. This will create a vocabulary that consists not only all original single-length word, but also multiple-length words that consists of high-frequency combination of single-length sub-words, as is shown in Figure 1. Clearly, these multiple-length words will carry more information on each token, hence the length of music sentence will be shorter compared with the original smaller vocabulary, which will be a desirable feature since music generation naturally suffers from long-sentence issue. Practically, we use Sentencepiece by setting model-type to “word”, set the target vocabulary size to be 32,000 to process the MAESTRO dataset. This creates a 32,000-size vocabulary, which will be in accordance with benchmark NLP models.

We also apply data augmentation similar to [10]. The music speed is stretched by $\pm 10\%$, and music notes are transposed within ± 6 semitones. Augmented data are treated as equal to the original data in our experiment. We do not use the relative attention mechanism described by [10], i.e., making sure that our language model is similar to GPT2-Small for transferable results. Note that the achieved perplexity (PPL) seems worse than results by [10], due to the reason that our vocabulary is greatly expanded hence corresponding PPL will be naturally larger.

3. EMBEDDING CALIBRATION FOR MUSIC SEMANTIC SIMILARITY

3.1 Embedding Calibration Baselines

After acquiring the trained language model, a music sentence from the corpus can be encoded by the language model into a series of token embedding (hidden states) across all positions and Transformer layers. Let $\mathbf{h}_{l,t} \in \mathbb{R}^H, l \in \{1, 2, \dots, L\}, t \in \{1, 2, \dots, T\}$ denote the embedding vector of token on layer l and position t , where L denotes the total number of Transformer layers, T denotes the maximum context length and H denotes the embedding size. With token embedding acquired, traditional baseline method for calculating semantic similarity between two queried sentences includes the following two steps.

Step A: Calculate sentence embedding \mathbf{h} from $\mathbf{h}_{l,t}$ for both sentences.

Step B: Calculate cosine distance between the two sentence embedding as the similarity measure.

Common baselines for calculating \mathbf{h} from $\mathbf{h}_{l,t}$ is to choose a specific token embedding (e.g., [CLS] token in BERT) as \mathbf{h} , or averaging $\mathbf{h}_{l,t}$ from the last Transformer layer on all positions as \mathbf{h} . These methods do not require further training tasks or additional network structure hence

Vocabulary sorted by frequency (higher frequency on the left)

Midi Events	<TIME_SHIFT_100>	<TIME_SHIFT_9>	<VELOCITY_15>	<NOTE_ON_71>	<TIME_SHIFT_10>	<NOTE_OFF_71>	...
Single-length Token (Original Vocabulary)	Token #1	Token #2	Token #3	Token #4	Token #5	Token #6	...
Multiple-length Token (Aggregated Vocabulary)	Token #1	Token #2	Token #3 (Multiple-length)		Token #4	Token #5	...

Figure 1. Illustration of aggregated vocabulary with multiple-length tokens

is ready-to-use for cases such as music recommendation.

However, recent works in NLP have revealed that these common baselines actually perform very badly [5]. We consider results reported in [8] that provides some very interesting clues. For example, experiments in [8] show that averaging the last two layers is better than last one layer. This renders a natural question: will it be better to average on more layers? They also show that performing standard normalization (SN) and nulling away top- k single vectors (NATSV [8, 9]) greatly boost the performance of sentence embedding. Regrettably, only $k = 1$, $k = 6$ and $k = 10$ cases under last-one-layer averaged embedding with standard normalization is reported. And most importantly, these researches are based on auto-encoder Transformer such as BERT, but not on auto-regressive Transformer, which is more commonly used for symbolic music generation.

Considering these facts, we propose to explore the performance on music semantic similarity with auto-regressive Transformer by investigating detailed combination of the following 3 embedding calibration methods.

Last \tilde{L} Layer Average Calibration: averaging on the last \tilde{L} layers, with $\tilde{L} \in \{1, \dots, L\}$.

Standard Normalization (SN) Calibration: all sentence embedding \mathbf{h} are calibrated with $(\mathbf{h} - \mu)/\sigma$, where μ and σ denote the mean and standard variance of all sentence embedding.

Nulling Away Top \tilde{K} Single Vector (NATSV) Calibration: calculate and remove the first \tilde{K} principal components in sentence embedding space, with $\tilde{K} \in \{0, 1, \dots\}$.

Since previous research only provide results using very limited combination of these calibration, we wish to cover combinations as much as possible to explore the behavior of music semantic similarity under embedding calibration and investigate its performance boundaries.

3.2 Data and Evaluation

To conduct semantic similarity experiments conforming with NLP paradigm in [5, 8], we need ground truth labels for sentence pairs. We propose a simple method to acquire such labels. Since MAESTRO dataset contains precise midi event that captures performance information, intuitively, the similarity between a sentence pair that belongs to the same composer will be greater than pairs that belongs to different composers. Although this will be far from precise semantic annotation by human, it will create a fair comparison for all combination of calibration methods in our experiments. And since the number of such la-

bels can be significantly larger than human-annotated NLP dataset such as in [5], as long as it is large enough to guarantee statistical significance, it will create meaningful results anyway.

Inspired by this, we randomly choose 100,000 sentence pairs that belong to the same composer, marking them with positive labels, and randomly choose another 100,000 sentence pairs that belongs to different composers, marking them with negative labels. With labels acquired, we may adopt the commonly used Spearman’s Correlation as the evaluation for each combination of calibration methods.

Note that the original method of NATSV [9] is calculated in token embedding space not in sentence embedding space. For MAESTRO corpus this will be computationally difficult to conduct principal component analysis (PCA) on all tokens in the corpus. Heuristically we propose to conduct PCA on sentence embedding space, which will be otherwise tractable for our experiment setting. This will be a major difference from the original approach in [9] and [8].

4. EXPERIMENTS

Detailed parameters for the language model are listed in Table 1. The model architecture and training program is developed using library released by [15]. Main results are shown in Figure 2. “LayerAvg” on x-axis indicates \tilde{L} . \tilde{K} are marked in the legend box with different markers. For simplicity of narration, we refer to \tilde{K} as “NATSV value”, and refer to \tilde{L} as “LayerAvg value”. Left figure column indicates “with standard normalization (SN)”, and right figure column indicates “without SN”. All experiments are statistically significant (with p -value being less than 10^{-4}). We provide the following analysis.

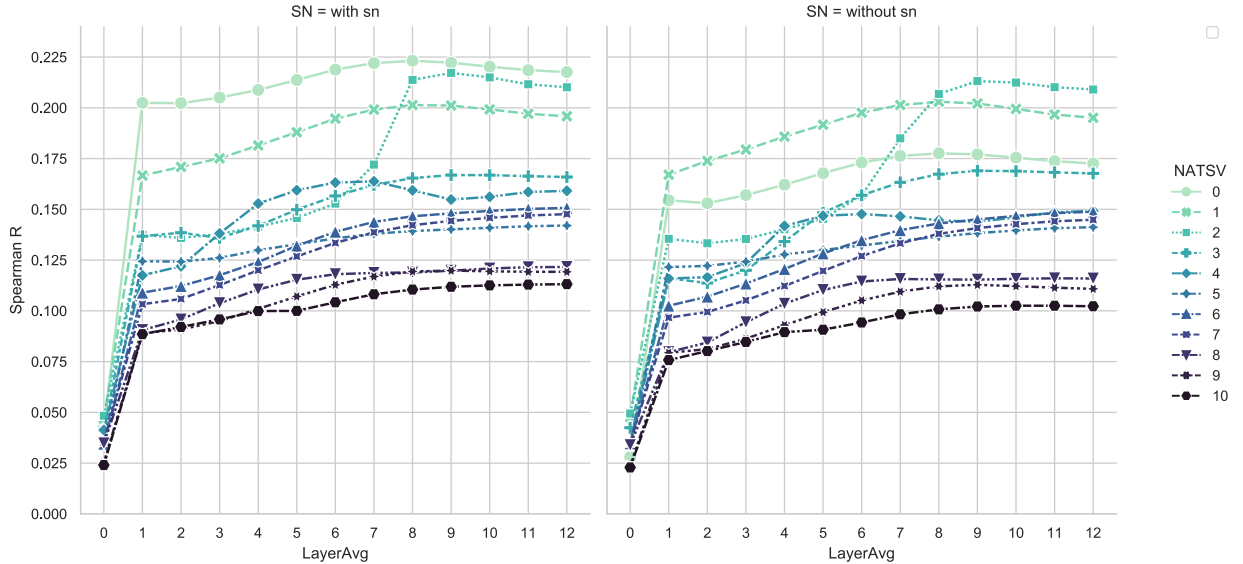
4.1 Occurrence of Poor Baselines

For baseline method that corresponds to [CLS] token embedding in BERT, since our model is auto-regressive, the last token will have full attention range that covers all its context tokens. So we choose the last token embedding as the baseline that corresponds to [CLS] token embedding baseline, which is marked with LayerAvg being 0 on both figure columns. The other baseline is the points with LayerAvg being 1.

As is clearly shown in Figure 2, these common baselines perform very badly. On the right figure column, with LayerAvg being 0 and without SN or NATSV, the achieved metric is extremely low (about 0.025). With LayerAvg being 1 and without SN or NATSV, the metric rises significantly (to about 0.15) but is still far from the best metrics

Table 1. Model configuration and training details

Parameters	Value
number of Transformer layers	12
number of attention heads	12
embedding size	768
vocabulary size	32,000
maximum context length	1,024
number of network parameters	110 million
training epochs/ best epoch	10/2
batch size per GPU/ number of training GPUs	2/ 8 NVIDIA® GeForce® RTX 2080 Ti
gradient accumulation	4
learning rate	1×10^{-4}
learning rate decay	linear decay
warm up steps	1% of total steps
optimizer	Adam optimizer [14]
weight decay	0.01
best PPL on valid set	20.47

**Figure 2.** Comparison of embedding calibrations. Optimal point (0.2232) is achieved by averaging last 8 layers with standard normalization calibration.

on the left figure column. These behavior is in accordance with experiments reported by [5] and [8], which reciprocally helps to testify our experiments.

4.2 Optimal Embedding Calibration and Impact of Layer Average

As is shown in Figure 2, the optimal metric is achieve on the left column figure with LayerAvg being 8, with SN, and with NATSV being 0. The optimal metric is 0.2232, which almost 10 times of “last token embedding” baseline. Note that this value is also significantly larger than LayerAvg being 1 or 2. This means that the inference from experiments in [8] is proved, which is, the performance of semantic similarity can actually be further improved by averaging more than 2 layers of embedding. These results also

show very similar tendency from results by [8]. Consequently, they provide clear evidence that the sentence embedding for semantic similarity paradigm also works for auto-regressive Transformer models besides auto-encoder Transformer models reported by [5] and [8], and specifically, works for our language model for symbolic music.

For the impact of layer average, note that the points on the left column figure where NATSV being 0 are all very close to the optimal point (LayerAvg being 8). Also note that the achieved metric rises monotonically to LayerAvg from 1 to 8, on the left column figure with NATSV being 0 and 1. Even on the right column figure which is not optimal, the achieved metric generally rises monotonically from LayerAvg being 1 to 6 with NATSV being 0, 1 and 2. This suggests that averaging more layers can sig-

nificantly improve the performance of semantic similarity across many combination of calibration methods. Specifically, averaging the last half number of layers (6 out of 12) can be a very safe optional, and arguably a much better option than previous baseline methods such as averaging one or two layers. This conclusion might positively apply for other language models such as GPT2.

4.3 Impact of SN and NATSV

The performance gain with SN is very clear. In our experiments, the curve with SN and with NATSV being 0 on the left figure column is significantly better. The gain with NASTV, however, is only observed on some curves, and not as much significant as SN. For example, for curve without SN on the right figure column, NASTV being 1 is always better than 0, and NASTV being 2 is partially better 1. However, none of NASTV value can achieve optimal metric like in left figure column with SN.

Also note that the best metric (0.2131) on the right figure column without SN is achieved with LayerAvg being 9 and NATSV being 2, while the corresponding point on the left figure column with SN is 0.2172. This suggests that the performance gain of SN can further improve the performance of NATSV on some combinations. This is in accordance with the experiments reported in [8]. However, results in [8] show great performance gain with $k = 6$ and $k = 10$, while in our experiments the gain of NASTV only happens on small value of NATSV (e.g., NATSV being less than 3 without SN). This might be caused by the difference of our implementation for NASTV on sentence embedding space but not on token embedding space. On the other hand, conducting PCA for NATSV on token embedding space which is large and dynamically dependent on input context will be difficult and expensive. Considering these issues, using SN calibration together with averaging more number of layers will be a suitable choice for music semantic similarity.

4.4 Impact of Position for Auto-regressive Transformer

Since our model is auto-regressive, which means the attention span of each token is very different from auto-encoder Transformer model, it rises a further question: does position of token affects the calculation of sentence embedding, and does tokens on the last half of sentence have more importance than tokens on the first half of sentence. By intuition, since every token has attention span only to its context tokens, tokens with larger position index will contain more information, hence should have more importance for sentence embedding, while tokens with smaller position index naturally cannot “see” tokens afterwards hence may be less important. To verify this, we conduct the following experiment by investigating the impact of position. Since the current calculation of sentence embedding is to average on all positions, which means all positions take the equal importance in sentence embedding, we investigate a case where importance of position is unequal

and proportional to position. We name it as the linear position weighting as follows.

Linear Position Weighting:

$$\mathbf{h}_l = \frac{\sum_t t \times \mathbf{h}_{l,t}}{\sum_t t} \quad (1)$$

For comparison, we also investigate the opposite weighting method which reverses the weighing order to the position as follows.

Inverse Linear Position Weighting:

$$\mathbf{h}_l = \frac{\sum_t (T - t) \times \mathbf{h}_{l,t}}{\sum_t t} \quad (2)$$

Here \mathbf{h}_l denotes the intermediate calculation of embedding for layer l , which is then averaged across layers to calculate sentence embedding \mathbf{h} . Results for linear position weighting and inverse linear position weighting are shown in Figure 3 and 4. Clearly, linear position weighting achieves better metrics than inverse linear position weighting. The former can also achieve a optimal metric that is very close to Figure 2, while metrics of the latter drop more from Figure 2. This indicates that tokens with larger index in the sentence is more important for semantic similarity, which conforms with intuition. This also serves as a reciprocal test for the rationality of our experiment.

5. CONCLUSION

In this work we investigate music semantic similarity with embedding calibration using auto-regressive Transformer language model. We propose a vocabulary aggregation method to expand the size of music vocabulary in order to match benchmark NLP models and provide comparable results. We provide detailed experiments following the sentence embedding based semantic similarity paradigm. We show that music language model also suffers from poor baseline issues as is observed in NLP problems. And by averaging more Transformer layers of token embedding together with standard normalization calibration, the performance of music semantic similarity can be greatly improved. Our experiments also suggest that the importance of tokens on the last half sentence is greater than the first half. These results provide evidence that auto-regressive models can also utilize the embedding calibration method for sentence embedding based music semantic similarity like in auto-encoder model. This method does not need further training task or addition modeling hence is ready-to-use and easy to deploy.

6. REFERENCES

- [1] A. Vaswani, N. Shazeer, N. Parmar, J. Uszkoreit, L. Jones, A. N. Gomez, L. u. Kaiser, and I. Polosukhin, “Attention is all you need,” in *Advances in Neural Information Processing Systems 30*, I. Guyon, U. V. Luxburg, S. Bengio, H. Wallach, R. Fergus, S. Vishwanathan, and R. Garnett, Eds. Curran Associates, Inc., 2017, pp. 5998–6008. [Online]. Available: <http://papers.nips.cc/paper/7181-attention-is-all-you-need.pdf>

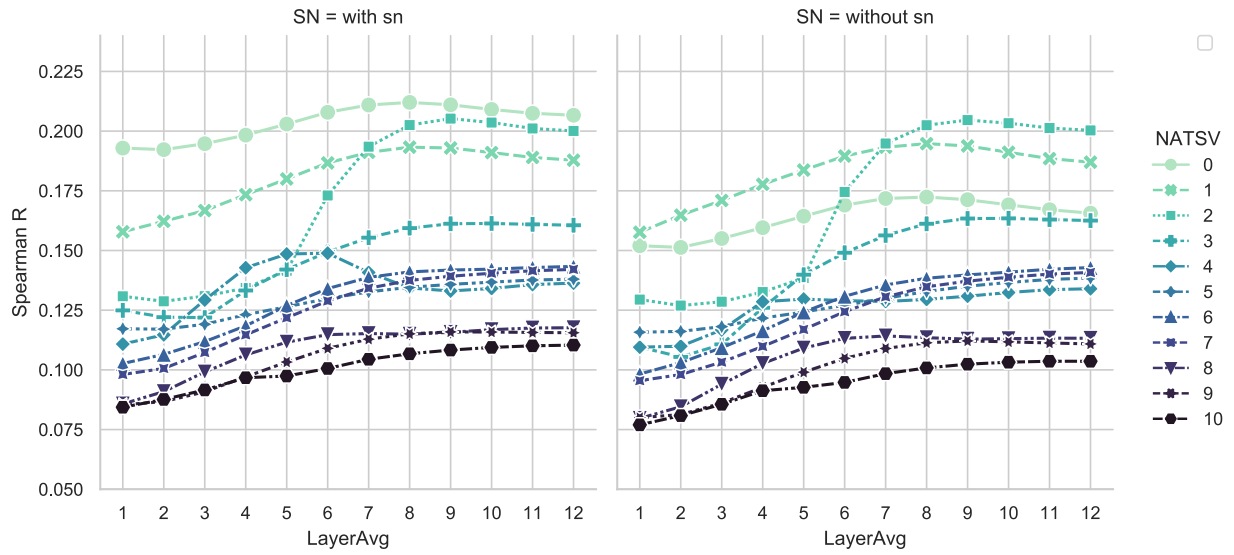


Figure 3. Results of linear position weighting

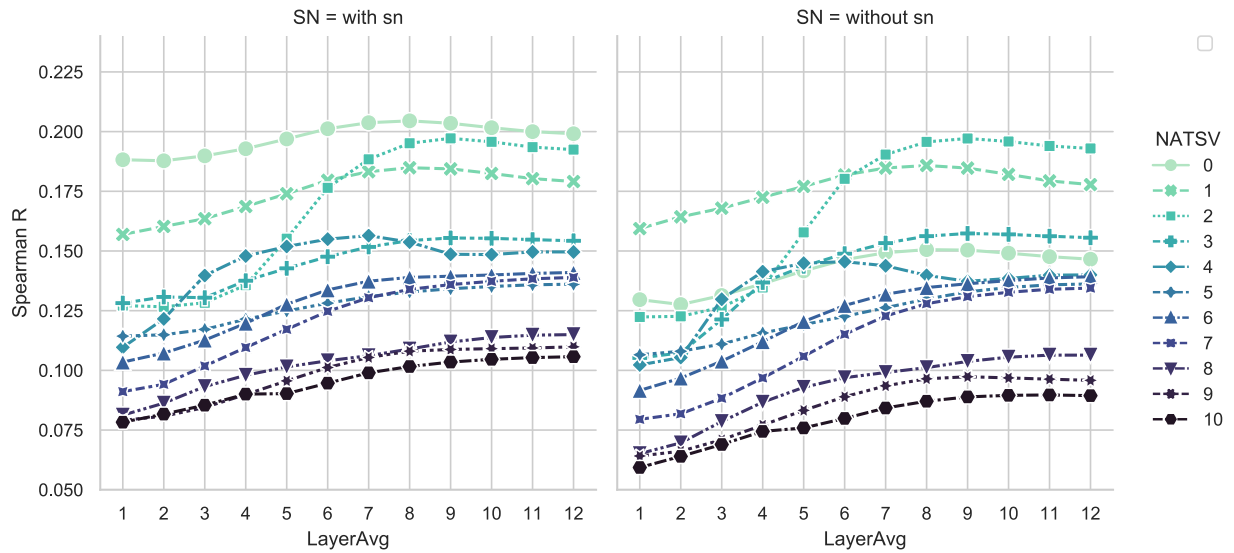


Figure 4. Results of inverse linear position weighting

- [2] J. Devlin, M.-W. Chang, K. Lee, and K. Toutanova, “BERT: Pre-training of deep bidirectional transformers for language understanding,” in *Proceedings of the 2019 Conference of the North American Chapter of the Association for Computational Linguistics: Human Language Technologies, Volume 1 (Long and Short Papers)*. Minneapolis, Minnesota: Association for Computational Linguistics, Jun. 2019, pp. 4171–4186. [Online]. Available: <https://www.aclweb.org/anthology/N19-1423>
- [3] A. Radford, J. Wu, R. Child, D. Luan, D. Amodei, and I. Sutskever, “Language models are unsupervised multitask learners,” 2019.
- [4] C. Payne, “Musenet,” <https://openai.com/blog/musenet/>.
- [5] N. Reimers and I. Gurevych, “Sentence-BERT: Sentence embeddings using Siamese BERT-networks,” in *Proceedings of the 2019 Conference on Empirical Methods in Natural Language Processing and the 9th International Joint Conference on Natural Language Processing (EMNLP-IJCNLP)*. Hong Kong, China: Association for Computational Linguistics, Nov. 2019, pp. 3982–3992. [Online]. Available: <https://www.aclweb.org/anthology/D19-1410>
- [6] J. Pennington, R. Socher, and C. Manning, “GloVe: Global vectors for word representation,” in *Proceedings of the 2014 Conference on Empirical Methods in Natural Language Processing (EMNLP)*. Doha, Qatar: Association for Computational Linguistics, Oct. 2014, pp. 1532–1543. [Online]. Available:

<https://www.aclweb.org/anthology/D14-1162>

- [7] Y. Zhang, R. He, Z. Liu, K. H. Lim, and L. Bing, “An unsupervised sentence embedding method by mutual information maximization,” in *Proceedings of the 2020 Conference on Empirical Methods in Natural Language Processing (EMNLP)*. Online: Association for Computational Linguistics, Nov. 2020, pp. 1601–1610. [Online]. Available: <https://www.aclweb.org/anthology/2020.emnlp-main.124>
- [8] B. Li, H. Zhou, J. He, M. Wang, Y. Yang, and L. Li, “On the sentence embeddings from pre-trained language models,” in *Proceedings of the 2020 Conference on Empirical Methods in Natural Language Processing (EMNLP)*. Online: Association for Computational Linguistics, Nov. 2020, pp. 9119–9130. [Online]. Available: <https://www.aclweb.org/anthology/2020.emnlp-main.733>
- [9] J. Mu and P. Viswanath, “All-but-the-top: Simple and effective postprocessing for word representations,” in *International Conference on Learning Representations*, 2018. [Online]. Available: <https://openreview.net/forum?id=HkuGJ3kCb>
- [10] C.-Z. A. Huang, A. Vaswani, J. Uszkoreit, N. Shazeer, I. Simon, C. Hawthorne, A. M. Dai, M. D. Hoffman, M. Dinculescu, and D. Eck, “Music transformer,” 2018.
- [11] C. Hawthorne, A. Stasyuk, A. Roberts, I. Simon, C.-Z. A. Huang, S. Dieleman, E. Elsen, J. Engel, and D. Eck, “Enabling factorized piano music modeling and generation with the MAESTRO dataset,” in *International Conference on Learning Representations*, 2019. [Online]. Available: <https://openreview.net/forum?id=r1lYRjC9F7>
- [12] I. Simon and S. Oore, “Performance rnn: Generating music with expressive timing and dynamics,” <https://magenta.tensorflow.org/performance-rnn>, 2017.
- [13] T. Kudo and J. Richardson, “Sentencepiece: A simple and language independent subword tokenizer and detokenizer for neural text processing,” *Proceedings of the 2018 Conference on Empirical Methods in Natural Language Processing: System Demonstrations*, 2018. [Online]. Available: <http://dx.doi.org/10.18653/v1/D18-2012>
- [14] D. P. Kingma and J. Ba, “Adam: A method for stochastic optimization,” 2014.
- [15] T. Wolf, L. Debut, V. Sanh, J. Chaumond, C. Delangue, A. Moi, P. Cistac, T. Rault, R. Louf, M. Funtowicz, J. Davison, S. Shleifer, P. von Platen, C. Ma, Y. Jernite, J. Plu, C. Xu, T. L. Scao, S. Gugger, M. Drame, Q. Lhoest, and A. M. Rush, “Huggingface’s transformers: State-of-the-art natural language processing,” *ArXiv*, vol. abs/1910.03771, 2019.