

A reduced basis method for radiative transfer equation*

Zhichao Peng[†] Yanlai Chen[‡] Yingda Cheng[§] Fengyan Li[¶]

March 26, 2022

Abstract

Linear kinetic transport equations play a critical role in optical tomography, radiative transfer and neutron transport. The fundamental difficulty hampering their efficient and accurate numerical resolution lies in the high dimensionality of the physical and velocity/angular variables and the fact that the problem is multiscale in nature. Leveraging the existence of a hidden low-rank structure hinted by the diffusive limit, in this work, we design and test the angular-space reduced order model for the linear radiative transfer equation, the first such effort based on the celebrated reduced basis method (RBM).

Our method is built upon a high-fidelity solver employing the discrete ordinates method in the angular space, an asymptotic preserving upwind discontinuous Galerkin method for the physical space, and an efficient synthetic accelerated source iteration for the resulting linear system. Addressing the challenge of the parameter values (or angular directions) being coupled through an integration operator, the first novel ingredient of our method is an iterative procedure where the macroscopic density is constructed from the RBM snapshots, treated explicitly and allowing a transport sweep, and then updated afterwards. A greedy algorithm can then proceed to adaptively select the representative samples in the angular space and form a surrogate solution space. The second novelty is a least-squares density reconstruction strategy, at each of the relevant physical locations, enabling the robust and accurate integration over an arbitrarily unstructured set of angular samples toward the macroscopic density. Numerical experiments indicate that our method is highly effective for computational cost reduction in a variety of regimes.

1 Introduction

Linear kinetic transport equations model particles propagating through, and interacting with, background media. They provide prototype models for optical tomography [4], radiative transfer [33, 39] and neutron transport [29]. In this work, we consider the following steady-state linear radiative transfer equation

$$\boldsymbol{\Omega} \cdot \nabla f = \sigma_s \langle f \rangle - \sigma_t f + G, \quad \forall \mathbf{x} \in \mathbf{X}, \boldsymbol{\Omega} \in \mathbb{S}^{d-1}, \quad (1.1a)$$

*This material is based upon work supported by the National Science Foundation under Grant No. DMS-1439786 and by the Simons Foundation Grant No. 50736 while the authors were in residence at the Institute for Computational and Experimental Research in Mathematics in Providence, RI, during the “Model and dimension reduction in uncertain and dynamic systems” program.

[†]Department of Mathematics, Michigan State University, East Lansing, MI 48824 U.S.A. Email: pengzhic@msu.edu.

[‡]Department of Mathematics, University of Massachusetts Dartmouth, 285 Old Westport Road, North Dartmouth, MA 02747, USA. Email: yanlai.chen@umassd.edu. Research is partially supported by National Science Foundation grant DMS-1719698.

[§]Department of Mathematics, Department of Computational Mathematics, Science and Engineering, Michigan State University, East Lansing, MI 48824 U.S.A. Email: ycheng@msu.edu. Research is supported by NSF grants DMS-2011838 and AST-2008004.

[¶]Department of Mathematical Sciences, Rensselaer Polytechnic Institute, Troy, NY 12180, U.S.A. Email: lif@rpi.edu. Research is supported by NSF grants DMS-1719942 and DMS-1913072.

whose solution $f = f(\mathbf{x}, \boldsymbol{\Omega})$ delineates particle distribution at location \mathbf{x} in a physical domain $\mathbf{X} \subset \mathbb{R}^d$, and $\boldsymbol{\Omega} \in \mathbb{S}^{d-1}$ denotes the angular variable. We enforce a Dirichlet boundary condition on the inflow boundary

$$f(\mathbf{x}, \boldsymbol{\Omega}) = f_{\text{inflow}}(\mathbf{x}, \boldsymbol{\Omega}), \quad \mathbf{x} \in \partial\mathbf{X} \quad \text{and} \quad \boldsymbol{\Omega} \cdot \mathbf{n}(\mathbf{x}) < 0. \quad (1.1b)$$

Here $\mathbf{n}(\mathbf{x})$ stands for the unit outward normal on $\partial\mathbf{X}$. In addition, $\sigma_s(\mathbf{x}) \geq 0$ is the scattering cross section, $\sigma_t(\mathbf{x}) = \sigma_s(\mathbf{x}) + \sigma_a(\mathbf{x})$ is the total cross section, with $\sigma_a(\mathbf{x}) \geq 0$ being the absorption cross section, and $G(\mathbf{x})$ is the source. $\langle \cdot \rangle$ encodes a normalized integration in the angular space, namely,

$$\langle f \rangle = \frac{1}{|\mathbb{S}^{d-1}|} \int_{\mathbb{S}^{d-1}} f d\boldsymbol{\Omega}. \quad (1.2)$$

This gives the macroscopic density, $\rho(\mathbf{x}) = \langle f \rangle$, defined on \mathbf{X} . A fundamental difficulty in numerically resolving (1.1) originates from the high dimension $(2d - 1)$ of $(\mathbf{x}, \boldsymbol{\Omega})$ space.

Given the non-dimensional mean free path length $\varepsilon > 0$, one can further define the rescaled cross sections as $\hat{\sigma}_s = \frac{\sigma_s}{\varepsilon}$ and $\hat{\sigma}_a = \varepsilon \sigma_a$. As proved in [5], when $\varepsilon \rightarrow 0$, $f(\mathbf{x}, \boldsymbol{\Omega}) \rightarrow \rho(\mathbf{x})$, and $\rho(\mathbf{x})$ solves the diffusion equation

$$\nabla \cdot (D \nabla \rho) = \sigma_a \rho. \quad (1.3)$$

Here $D = \frac{1}{\hat{\sigma}_s} \text{diag}(\langle \Omega_1^2 \rangle, \dots, \langle \Omega_d^2 \rangle)$, with Ω_i being the i -th component of $\boldsymbol{\Omega} \in \mathbb{S}^{d-1}$. As a result, when the problem is in its diffusive regime, the solution is close to a rank-1 manifold in the angular space (i.e. the diffusion limit). Hence, in or near such regime, it is possible to design a reduced order model (ROM) to capture the low-rank structure of the solution, and this provides an opportunity to mitigate the curse of dimensionality. On the other hand, when ε varies and possibly spans through several magnitude in the physical domain, the problem is multiscale in its nature. This poses challenges not only for traditional numerical schemes but also for any attempt to design an effective ROM. It is well known that a standard numerical method may fail to capture the diffusion limit and lead to unphysical solutions when spatial meshes are under-resolved with respect to ε , i.e. when the mesh size h satisfies $h \gg \varepsilon$ [27, 34]. This issue should be addressed before designing any ROM. One solution is to apply the asymptotic preserving (AP) schemes [25], which preserve the asymptotic limit on the discrete level and work well for both the kinetic regime and the diffusive regime. In other words, AP methods are able to capture the diffusion limit even on under-resolved meshes. In this paper, we apply the discrete ordinates (S_N) method [38] in the angular space and the upwind discontinuous Galerkin (DG) method in physical space. Upwind DG method was investigated for (1.1) in [27, 26, 1], and it is proved to be AP [21] when the approximation space contains continuous functions that are at least linear on each mesh element. To solve the resulting linear system, we apply iterative solvers based on source iteration [29]. Standard source iteration converges slowly when the problem is scattering dominant [2], we here apply the synthetic accelerated source iteration (SASI) [2] to achieve good efficiency for various regimes.

As discussed above, the existence of a low-rank structure of the solution manifold in the diffusive regime gives hope to the success of ROM techniques for kinetic transport equations (1.1), the focus of our paper. This is by no means the first such attempt. In fact, ROM has become an increasingly popular technique in kinetic simulations in the last few years. The proper orthogonal decomposition (POD) type techniques were applied to (1.1) and its time transient counterpart in [8, 6, 14]. Other related works include space-time POD [13], AP random singular value decomposition (RSVD) [9], dynamic mode decomposition (DMD) [32], proper generalized decomposition (PGD) [17, 16, 40, 3], and dynamical low rank approximations (DLRA) [15, 18, 36]. These existing approaches either lack the hallmark greedy algorithm or is not a method of snapshots. A POD method with the greedy algorithm to adaptively select angular samples is proposed in [43], but [43] only considers problems without the scattering effect. In this work, taking the scattering effect into account, we design and test a model reduction technique for the linear radiative transfer equation (1.1) that features both ingredients, namely a celebrated greedy algorithm adaptively selecting the representative samples in the angular space and a resulting surrogate solution space spanned by the corresponding snapshots. Indeed, it is under

the framework of the reduced basis (RB) method [42, 41, 24, 22] and to the best of our knowledge, the very first such attempt, which takes the scattering effect into account.

RB method (RBM) has become the go-to option for efficiently simulating parametric partial differential equation (PDE). Its hallmark feature is a greedy algorithm embedded in an offline-online decomposition procedure. The offline (i.e. training) stage is devoted to a judicious exploration of the parameter-induced solution manifold. It adaptively selects a number of representative parameter values via a mathematically rigorous greedy algorithm [7]. Solution snapshots for these parameter values are then obtained through a user-specified (potentially expensive) full order (i.e. accurate) solver. The buildup of the surrogate solution space spanned by these snapshots is done step-by-step. Each iteration of the greedy algorithm adds the parameter value which is the maximizer of a mathematically rigorous *a posteriori* error estimator or an effective error indicator were the current surrogate space used as a reduced solver space via e.g. a Galerkin or Petrov-Galerkin projection. For parametric systems bearing a small Kolmogorov N-width [37], the dimension of the surrogate space is orders of magnitude smaller than the total degrees of freedom for the full model in order to reach a high degree of accuracy. This difference in size leads to a dramatic decrease in computation time for the online simulations when a *reduced* solution is sought in the terminal surrogate space for each parameter value. Moreover, unlike other ROM techniques (e.g. POD-based approaches), the number of full order inquiries RBM takes offline is minimum i.e. equal to the dimension of the surrogate space.

Leveraging the low-rank structure induced by the angular space, it is natural to treat the angular variable $\boldsymbol{\Omega}$ as our parameter. What prevents a direct application of RBM is the integral operator (1.2) which poses a two-fold extra challenge. First, unlike the standard setting when RBM applies, the solutions for different parameter values $\{f(\cdot, \boldsymbol{\Omega}) : \boldsymbol{\Omega} \in \mathbb{S}^{d-1}\}$ are all coupled through (1.2). A milder version of this type of coupling is addressed in the stochastic PDE setting [30]. Second, from a practical viewpoint, the robustness and the efficiency of the SASI iterative linear solver is highly sensitive to the quality of the density approximation $\rho = \langle f \rangle$. In particular, the unstructured nature of the selected RB parameter samples in the angular variable prevents a robust and accurate numerical integration which usually requires a structured set of quadrature points.

To address these challenges, we effectively decouple the solutions for different angular samples by designing a greedy iterative procedure where an approximation of the macroscopic density ρ is constructed from the RB snapshots at the beginning of each iteration. It is frozen during the iteration and reconstructed before the next. To resolve the lack of structure for a robust numerical integration, we develop a least-squares density reconstruction strategy capable of integrating over an arbitrary set of selected angular samples robustly. Our numerical experiments show that the proposed method is effective for the radiative transfer problems in the scattering-dominant and intermediate regimes, as well as for the multiscale problems with large scattering-dominant subregions.

The rest of the paper is organized as follows. We introduce the full order numerical scheme and the SASI iterative solver in Section 2. Section 3 is devoted to the least squares density reconstruction and the RB algorithm. We demonstrate the performance of the proposed method through a series of numerical experiments in Section 4. Finally, conclusions are made in Section 5.

2 Full order numerical method

In this section, we describe our full order numerical scheme for solving (1.1) focusing on the 1D slab geometry and the 2D case with $\boldsymbol{\Omega} \in \mathbb{S}^1$. The equation (1.1) on the 1D slab geometry is given as

$$v \partial_x f = \frac{\sigma_s}{2} \int_{-1}^1 f dv - \sigma_t f + G, \quad v \in [-1, 1], \quad x \in \mathbf{X}, \quad (2.1)$$

where we write Ω as v here following convention. The 2D equation with $\boldsymbol{\Omega} \in \mathbb{S}^1$ can be written as

$$\cos(\theta) \partial_x f + \sin(\theta) \partial_y f = \sigma_s \langle f \rangle - \sigma_t f + G, \quad \theta \in [0, 2\pi], \quad \mathbf{x} \in \mathbf{X}. \quad (2.2)$$

In the next three subsections, we detail the discrete ordinates method [38] for the angular discretization, the upwind DG method for the spatial discretization, and finally the SASI iterative solver.

2.1 Angular discretization

In the angular space, we apply the discrete ordinates method [38] by sampling f at quadrature points $\{\mathbf{\Omega}_j\}_{j=1}^{N_\Omega}$. Letting $\{\omega_j\}_{j=1}^{N_\Omega}$ be the corresponding normalized quadrature weights, we can discretize the integral operator as

$$\langle f \rangle \approx \langle f \rangle_h = \sum_{j=1}^{N_\Omega} \omega_j f(\cdot, \mathbf{\Omega}_j), \quad \sum_{j=1}^{N_\Omega} \omega_j = 1,$$

and, as a consequence, equation (1.1) can be discretized as

$$\mathbf{\Omega}_j \cdot \nabla f_j = \sigma_s \sum_{i=1}^{N_\Omega} \omega_i f_i - \sigma_t f_j + G, \quad j = 1, \dots, N_\Omega, \quad (2.3)$$

where $f_j(\mathbf{x}) = f(\mathbf{x}, \mathbf{\Omega}_j)$. This method is also referred to as the S_N method, if one use $N_\Omega = N$ quadrature points for the 1D slab geometry or $N_\Omega = 2N$ quadrature points for the 2D case. Particularly, we use the following quadrature rules.

- 1D:** $\{\mathbf{\Omega}_j\}_{j=1}^N$ is the collection of N -point Gauss-Legendre quadrature points on $[-1, 1]$.
- 2D:** $\mathbf{\Omega}_j = (\cos(\theta_j), \sin(\theta_j))^T$, with $\theta_j = \frac{(2j-1)\pi}{2N}$, $\omega_j = \frac{1}{2N}$, $j = 1, \dots, N_\Omega$.

2.2 Spatial discretization

It is well known that the asymptotic preserving (AP) schemes [25, 34] can capture the correct diffusion limit without a highly refined mesh resolving the small ε -scale. We adopt the upwind DG method [27, 26, 21], which has been proven to be AP if the approximation space contains continuous functions that are at least linear on each mesh element [1, 21]. Without loss of generality, we assume $\mathbf{X} = [x_L, x_R]$ in 1D and $\mathbf{X} = [x_L, x_R] \times [y_L, y_R]$ in 2D. Let $\mathbf{X}_h = \{T_i, i = 1, \dots, N_x\}$ be a partition of \mathbf{X} , with each T_i being an interval in 1D or a rectangle in 2D. We introduce a discrete space

$$U_h^K = \{u(\mathbf{x}) : u(\mathbf{x})|_{T_i} \in Q^K(T_i), i = 1, \dots, N_x\}, \quad K \geq 1, \quad (2.4)$$

where $Q^K(T_i)$ denotes the d -variate polynomial on T_i with degree up to K for each variable. We are now ready to state the upwind DG spatial discretization: we seek $\{f_h(\mathbf{x}, \mathbf{\Omega}_j) \in U_h^K : j = 1, \dots, N_\Omega\}$ such that

$$\begin{aligned} & - \int_{T_i} (\mathbf{\Omega}_j \cdot \nabla \phi_h(\mathbf{x})) f_h(\mathbf{x}, \mathbf{\Omega}_j) d\mathbf{x} + \int_{\partial T_i} \hat{\mathbf{H}}(\mathbf{\Omega}_j, f_h, \mathbf{n}_i) \phi_h(\mathbf{x}) ds + \int_{T_i} \sigma_t f_h(\mathbf{x}, \mathbf{\Omega}_j) \phi_h(\mathbf{x}) d\mathbf{x} \\ & = \sum_{j=1}^{N_\Omega} \omega_j \int_{T_i} \sigma_s f_h(\mathbf{x}, \mathbf{\Omega}_j) \phi_h(\mathbf{x}) d\mathbf{x} + \int_{T_i} G(\mathbf{x}) \phi_h(\mathbf{x}) d\mathbf{x}, \quad \forall \phi_h \in U_h^K. \end{aligned} \quad (2.5)$$

Here $\hat{\mathbf{H}}(\mathbf{\Omega}_j, f_h, \mathbf{n}_i)$ is the upwind numerical flux along ∂T_i , that is defined, for an element $T_i = T^-$ with the neighboring element T^+ , as

$$\hat{\mathbf{H}}(\mathbf{\Omega}_j, f_h, \mathbf{n}_i) = \frac{\mathbf{\Omega}_j \cdot \mathbf{n}_i}{2} (f_h^+(\mathbf{x}, \mathbf{\Omega}_j) + f_h^-(\mathbf{x}, \mathbf{\Omega}_j)) + \frac{|\mathbf{\Omega}_j \cdot \mathbf{n}_i|}{2} (f_h^-(\mathbf{x}, \mathbf{\Omega}_j) - f_h^+(\mathbf{x}, \mathbf{\Omega}_j)). \quad (2.6)$$

We use f_h^\pm to denote the restriction of f_h to T^\pm , while \mathbf{n}_i is the unit outward normal on ∂T_i . Based on f_h , the density ρ is further approximated by

$$\rho_h(\mathbf{x}) = \langle f_h \rangle_h = \sum_{j=1}^{N_\Omega} \omega_j f_h(\mathbf{x}, \mathbf{\Omega}_j). \quad (2.7)$$

Next we will rewrite the DG scheme (2.5) into its matrix-vector form. To this end, we assume that $\{\phi_k\}_{k=1}^{N_{\text{dof}}}$ is a basis for U_h^K , and $f_h(\mathbf{x}, \boldsymbol{\Omega}_j)$, $\rho_h(\mathbf{x})$ are then expanded as

$$f_h(\cdot, \boldsymbol{\Omega}_j) = \sum_{k=1}^{N_{\text{dof}}} \alpha_k^f(\boldsymbol{\Omega}_j) \phi_k, \quad \rho_h = \sum_{k=1}^{N_{\text{dof}}} \alpha_k^\rho \phi_k, \quad \text{with } \alpha_k^\rho = \sum_{j=1}^{N_\Omega} \omega_j \alpha_k^f(\boldsymbol{\Omega}_j).$$

The last equality is due to the numerical quadrature (2.7). We further define

$$\begin{aligned} \mathbf{f}_{\boldsymbol{\Omega}_j} &= \left(\alpha_1^f(\boldsymbol{\Omega}_j), \dots, \alpha_{N_{\text{dof}}}^f(\boldsymbol{\Omega}_j) \right)^T \in \mathbb{R}^{N_{\text{dof}}}, \quad \mathbf{F} = \left(\mathbf{f}_{\boldsymbol{\Omega}_1}, \dots, \mathbf{f}_{\boldsymbol{\Omega}_{N_\Omega}} \right) \in \mathbb{R}^{N_{\text{dof}} \times N_\Omega}, \\ \boldsymbol{\rho} &= (\alpha_1^\rho, \dots, \alpha_{N_{\text{dof}}}^\rho)^T \in \mathbb{R}^{N_{\text{dof}}}, \end{aligned}$$

and $\mathbf{U}_{\boldsymbol{\Omega}_j}, j = 1, \dots, N_\Omega$, $\boldsymbol{\Sigma}_t, \boldsymbol{\Sigma}_s \in \mathbb{R}^{N_{\text{dof}} \times N_{\text{dof}}}$ and $\mathbf{g} \in \mathbb{R}^{N_{\text{dof}}}$ as

$$\begin{aligned} (\mathbf{U}_{\boldsymbol{\Omega}_j})_{kl} &= \sum_{i=1}^{N_x} \left(- \int_{T_i} (\boldsymbol{\Omega}_j \cdot \nabla \phi_k(\mathbf{x})) \phi_l(\mathbf{x}) d\mathbf{x} + \int_{\partial T_i} \widehat{\mathbf{H}}(\boldsymbol{\Omega}_j, \phi_l, \mathbf{n}_i) \phi_k(\mathbf{x}) ds \right), \\ (\boldsymbol{\Sigma}_t)_{kl} &= \sum_{i=1}^{N_x} \left(\int_{T_i} \sigma_t \phi_k(\mathbf{x}) \phi_l(\mathbf{x}) d\mathbf{x} \right), \quad (\boldsymbol{\Sigma}_s)_{kl} = \sum_{i=1}^{N_x} \left(\int_{T_i} \sigma_s \phi_k(\mathbf{x}) \phi_l(\mathbf{x}) d\mathbf{x} \right), \\ (\mathbf{g})_k &= \sum_{i=1}^{N_x} \left(\int_{T_i} G(\mathbf{x}) \phi_k(\mathbf{x}) d\mathbf{x} \right). \end{aligned}$$

Note that $\boldsymbol{\Sigma}_t$ and $\boldsymbol{\Sigma}_s$ are block-diagonal, symmetric and semi-positive definite. If mesh elements in space are suitably recorded, each $\mathbf{U}_{\boldsymbol{\Omega}_j}$ can be block lower triangular. With the notation above, the DG scheme (2.5) can be rewritten into its matrix-vector form:

$$\mathbf{U}_{\boldsymbol{\Omega}_j} \mathbf{f}_{\boldsymbol{\Omega}_j} + \boldsymbol{\Sigma}_t \mathbf{f}_{\boldsymbol{\Omega}_j} - \boldsymbol{\Sigma}_s \boldsymbol{\rho} = \mathbf{g}, \quad \forall j = 1, \dots, N_\Omega. \quad (2.8)$$

We end this subsection by noting that the AP upwind DG scheme (2.5) also exists for unstructured meshes and general geometries.

2.3 Synthetic accelerated source iteration

Due to the high (i.e. $2d - 1$) dimensional nature of the problem, iterative methods must be adopted when solving (2.8). However, when the problem is scattering dominant, iterative solvers for (2.8) may converge slowly [2]. To efficiently solve (2.8), we apply the synthetic accelerated source iteration (SASI) scheme [2]. Each iteration of a typical SASI scheme consists of two main steps. The first step is transport sweep based on a known $\boldsymbol{\rho}^k$ from the previous iteration. More specifically, using the given data $\boldsymbol{\rho}^k$ and \mathbf{g} , we invert $\mathbf{U}_{\boldsymbol{\Omega}_j} + \boldsymbol{\Sigma}_t$ in (2.8) and obtain $\mathbf{f}_{\boldsymbol{\Omega}_j}^{k+1}$ for each $\boldsymbol{\Omega}_j$. After that, we numerically integrate $f_{\boldsymbol{\Omega}_j}^{k+1}$ in the angular space to obtain an initial update of the density $\boldsymbol{\rho}^{k,*}$. The second step is to compute a correction, $\boldsymbol{\rho}^{k,c}$, for the density by a computationally less expensive procedure. One can then update $\boldsymbol{\rho}^{k+1} = \boldsymbol{\rho}^{k,*} + \boldsymbol{\rho}^{k,c}$ and proceed to the next iteration.

In this work, we apply the S_2 synthetic acceleration (S2SA) method following [31, 2]. To elaborate the detail of the second step, we assume f^{k+1} is the solution to

$$\boldsymbol{\Omega} \cdot \nabla f^{k+1} + \sigma_t f^{k+1} = \sigma_s \rho^k + G, \quad (2.9)$$

and define $\rho^{k,*} = \langle f^{k+1} \rangle$. Let $\delta f^k = f - f^k$. By subtracting (2.9) from (1.1), we obtain the equation for the correction δf^{k+1} , namely

$$\boldsymbol{\Omega} \cdot \nabla (\delta f^{k+1}) + \sigma_t \delta f^{k+1} - \sigma_s \langle \delta f^{k+1} \rangle = \sigma_s (\rho^{k,*} - \rho^k). \quad (2.10)$$

The correction of the density can then be calculated as $\rho^{k,c} = \langle \delta f^{k+1} \rangle$. The main idea of the S2SA is to apply the S_2 approximation in the angular space when solving the correction equation (2.10). This means that we only work with N_d quadrature points, with $N_d = 2$ in 1D and $N_d = 4$ in 2D. As a result, the direct solver in the correction step can be implemented very

efficiently. With the DG spatial discretization, the discretized linear system for the correction step is

$$\mathbf{U}_{\Omega_j}^d(\delta \mathbf{f}_{\Omega_j}) + \Sigma_t(\delta \mathbf{f}_{\Omega_j}) - \Sigma_s \langle \delta \boldsymbol{\rho} \rangle_h = \Sigma_s(\boldsymbol{\rho}^{k,*} - \boldsymbol{\rho}^k), \quad \forall j = 1, \dots, N_d, \quad (2.11)$$

where $\mathbf{U}_{\Omega_j}^d$ is the “upwind” matrix corresponding to the angular samples of the S_2 approximation. Details of the algorithm is presented in Algorithm 1.

Algorithm 1: Synthetic accelerated source iteration to solve (2.8)

Given initial guess: $\boldsymbol{\rho}^0$

Transport sweep: solve $(\mathbf{U}_{\Omega_j} + \Sigma_t)\mathbf{f}_{\Omega_j}^1 = \mathbf{g} + \Sigma_s \boldsymbol{\rho}^0$, $j = 1, \dots, N_{\Omega}$.

Reconstruct $\boldsymbol{\rho}^{0,*}$ through numerical integration based on $\mathbf{f}_{\Omega_j}^1$, $j = 1, \dots, N_{\Omega}$.

Correction: obtain the correction $\boldsymbol{\rho}^{0,c}$. Let $\boldsymbol{\rho}^1 = \boldsymbol{\rho}^{0,*} + \boldsymbol{\rho}^{0,c}$.

while $\|\boldsymbol{\rho}^k - \boldsymbol{\rho}^{k-1}\|_{\infty} > \text{error}_{tol}$ and $k \leq \text{iter}_{tol}$ **do**

Transport sweep: solve $(\mathbf{U}_{\Omega_j} + \Sigma_t)\mathbf{f}_{\Omega_j}^{k+1} = \mathbf{g} + \Sigma_s \boldsymbol{\rho}^k$, $j = 1, \dots, N_{\Omega}$

 Reconstruct $\boldsymbol{\rho}^{k,*}$ through numerical integration based on $\mathbf{f}_{\Omega_j}^{k+1}$, $j = 1, \dots, N_{\Omega}$.

Correction: obtain the correction $\boldsymbol{\rho}^{k,c}$ by solving (2.11). Let $\boldsymbol{\rho}^{k+1} = \boldsymbol{\rho}^{k,*} + \boldsymbol{\rho}^{k,c}$.

 Set $k := k + 1$.

end while

3 Reduced basis method in the angular space

In this section, we briefly review the basics of RBM and describe the main challenges for designing a RBM for (1.1) in Section 3.1. We then present all elements of our algorithm in Section 3.2.

3.1 Background

RBM is a popular approach for obtaining reduced order models for a parametric differential equation

$$r(\eta; \mu) = \mathcal{L}(\eta; \mu) - g_{\mu} = 0, \quad \mu \in \mathcal{X}_{\mathcal{P}}, \quad \eta(\cdot; \mu) \in \Gamma_{\mu}, \quad (3.1)$$

where $\mu \in \mathcal{X}_{\mathcal{P}}$ stands for a parameter, $\mathcal{L}(\cdot; \mu)$ encodes a (steady-state or time-dependent) parametric differential operator. $\eta(\cdot; \mu) \in \Gamma_{\mu}$ denotes the solution corresponding to μ and is often referred to as a snapshot. The method assumes a full order (potentially expensive) solver of high accuracy for (3.1) which, for simplicity, we write in a strong form

$$r_h(\eta_h; \mu) = 0. \quad (3.2)$$

Its hallmark feature is a greedy algorithm embedded in an offline-online decomposition procedure. Given a (sufficiently fine) training set $\mathcal{T} \subset \mathcal{X}_{\mathcal{P}}$. The judicious exploration stage offline aims to build a low-dimensional surrogate for the \mathcal{T} -induced solution manifold $\{\eta_h(\mu) : \mu \in \mathcal{T}\}$. This surrogate space is iteratively constructed via a hierarchical series of reduced basis $\{\eta_j\}_{j=1}^r$ by a greedy algorithm. At each iteration the snapshot corresponding to the most under-represented parameter value (were the current reduced space to be adopted), as identified by an error indicator or a *posteriori* error estimator, is added to the current set of bases. These snapshots are obtained through the full order solver (3.2). A defining feature of RBM is that the number of full model solves is minimum, i.e. the same as the surrogate space dimension. For parametric systems bearing a small Kolmogorov N-width [37], the dimension of the surrogate space is orders of magnitude smaller than the total degrees of freedom for the full model in order to reach a high degree of accuracy. This difference in size leads to a dramatic decrease in computation time for the online simulations when a *reduced* solution is sought in the terminal surrogate space for each parameter value as the Galerkin or Petrov-Galerkin projection into the reduced space $\Gamma^r = \text{span}\{\eta_j, j = 1, \dots, r\}$ constructed offline. .

Leveraging the low-rank structure induced by the angular space for our problem, it is natural to treat the angular variable $\boldsymbol{\Omega}$ as our parameter. What prevents a direct application of RBM

is the integral operator (1.2) which poses a two-fold extra challenge. First, unlike the standard setting when RBM applies, the solutions for different parameter values $\{f(\cdot, \boldsymbol{\Omega}) : \boldsymbol{\Omega} \in \mathbb{S}^{d-1}\}$ are all coupled through (1.2) or its discrete counterpart $\langle f \rangle \approx \sum_{j=1}^{N_\Omega} \omega_j f(\cdot, \boldsymbol{\Omega}_j)$. Second, the robustness and the efficiency of the SASI iterative solver relies on the high quality of the density approximation $\rho = \langle f \rangle$. In particular, the unstructured nature of the selected RB parameter samples in the angular variable prevents a robust and accurate numerical integration which usually requires a structured set of quadrature points.

3.2 The algorithm

We propose to effectively decouple the solutions for different angular samples by designing an iterative procedure where an approximation of the macroscopic density ρ is constructed from the RB snapshots and gradually refined as the RB space is built and RB solutions get more accurate. This iterative procedure manifests the first novel ingredient of our method in that a quantity that is indirectly dependent on the parameter (i.e. the macroscopic density defined as an integral over the parameter domain) is fixed during one greedy iteration and updated only at the end of such iteration. It allows the greedy algorithm to proceed efficiently which in turn enriches the surrogate solution space rendering the RBM solutions and the dependent macroscopic quantity more accurate. We emphasize that once the greedy algorithm converges, we consider the macroscopic density well-resolved and will adopt its terminal value online for any new parameter value. This is reasonable since the macroscopic density is not directly dependent on a particular parameter value. To resolve the lack of structure for a robust numerical integration, we develop a least-squares density reconstruction strategy capable of integrating over an arbitrary set of selected angular samples. In the remaining part of this subsection, we first describe our online solver with any given RB space which is repeatedly called offline to construct the terminal RB space from scratch. Next, the least-squares reconstruction algorithm is presented and an L^1 -based residual-free error indicator is reviewed. Finally, we finish by detailing our algorithm and making a few relevant remarks.

Online stage

Assuming that the (discrete) reduced basis space corresponds to the column space of \mathcal{U}_{RB} and that the currently reconstructed density is $\boldsymbol{\rho}_{RB}$, the online solver amounts to seeking a Galerkin projection of \mathbf{f}_Ω into \mathcal{U}_{RB} that satisfies the weak formulation for any given $\boldsymbol{\Omega}$. That is, we assume

$$\mathbf{f}_\Omega \approx \mathcal{U}_{RB} \mathbf{c}_{RB}(\boldsymbol{\Omega}), \quad (3.3)$$

and compute $\mathbf{c}_{RB}(\boldsymbol{\Omega})$ by solving the reduced formulation of (2.8), namely

$$(\mathcal{U}_{RB})^T \mathbf{U}_\Omega \mathcal{U}_{RB} \mathbf{c}_{RB}(\boldsymbol{\Omega}) + (\mathcal{U}_{RB})^T \boldsymbol{\Sigma}_i \mathcal{U}_{RB} \mathbf{c}_{RB}(\boldsymbol{\Omega}) = (\mathcal{U}_{RB})^T \boldsymbol{\Sigma}_s \boldsymbol{\rho}_{RB} + (\mathcal{U}_{RB})^T \mathbf{g}. \quad (3.4)$$

Remark 3.1. Note that the online solver (3.4) is repeatedly called during an iterative procedure offline to build up \mathcal{U}_{RB} . By assuming that the approximation for the macroscopic density $\boldsymbol{\rho}_{RB}$ is given and performing a reduced transport sweep (i.e. obtaining $\mathbf{c}_{RB}(\boldsymbol{\Omega})$ for all $\boldsymbol{\Omega}$) with a fixed known density, we effectively decouple the angular dependence of the system. Without this technique, all \mathbf{f}_Ω are coupled which leads to a larger system being inverted. The resulting increase in online (and thus offline) time is not amenable. An implication of this strategy is that we would need an *initial guess* for $\boldsymbol{\rho}_{RB}$. We noticed that a poor initial guess may lead to inaccurate reduced approximations. In this paper, we sample at a group of fixed but small number of quadrature points $\mathcal{P}_0 = \{\hat{\boldsymbol{\Omega}}_k\}_{k=1}^{N_0}$ to perform a fully coupled full order solve for this initial guess.

Least squares density reconstruction

The existence of a low rank structure for \mathbf{f}_Ω in its angular dependence, at least in the diffusive regime, indicates that the density can be accurately captured by the reduced space constructed offline. However, one main challenge in the offline stage is that the selected angular samples may

not automatically give us a robust numerical quadrature in the angular space. Nevertheless, careful design of a density reconstruction algorithm approximating $\langle \cdot \rangle$ is essential for the robustness and efficiency of the SASI solver. In this paper, we propose a reconstruction algorithm based on a least squares procedure. Indeed, we first fix a group of robust high order quadrature points $\{(\bar{\Omega}_j, \bar{\omega}_j)\}_{j=1}^{N_\Omega}$. Given an arbitrary group of angular samples \mathcal{P}_{RB} and corresponding distribution functions $\{f_\Omega\}$, we construct a least squares approximation of f , denoted by f_{ls} in the angular space. We then calculate the macroscopic density ρ based on f_{ls} .

$$\rho = \langle f \rangle \approx \sum_{j=1}^{N_\Omega} \bar{\omega}_j f_{\text{ls}}(\bar{\Omega}_j). \quad (3.5)$$

A natural set of space to consider in 1D are polynomial function space. In 2D, to suit the periodic structure, we use trigonometric function space. The details of the f_{ls} reconstruction are as follows. Here we denote the vector of degrees of freedom in space for \mathbf{f}_Ω as $(\mathbf{f}_\Omega(1), \dots, \mathbf{f}_\Omega(N_{\text{dof}}))^T$.

1D: With $\Omega = v$, we find $\mathbf{f}_{\text{ls}}(v) = (p_1(v), \dots, p_{N_{\text{dof}}}(v))^T$ such that

$$p_i(v) = \arg \min_{p \in P^s([-1, 1])} \sum_{v \in \mathcal{P}_{RB}} (p(v) - \mathbf{f}_v(i))^2, \quad i = 1, \dots, N_{\text{dof}}, \quad (3.6)$$

where $P^s([-1, 1])$ denotes the set of polynomials on $[-1, 1]$ of degree at most s .

2D: With $\Omega = (\cos(\theta), \sin(\theta))$, we find $\mathbf{f}_{\text{ls}}(\Omega) = \mathbf{f}_{\text{ls}}(\theta) = (t_1(\theta), \dots, t_{N_{\text{dof}}}(\theta))^T$ such that,

$$t_i(\theta) = a_0 + \sum_{k=1}^s a_k \cos(k\theta) + \sum_{k=1}^{s-1} b_k \sin(k\theta), \quad \text{and } (a_0, \dots, a_s, b_1, \dots, b_{s-1}) \text{ solves}$$

$$\arg \min_{\tilde{a}_0, \dots, \tilde{a}_s, \tilde{b}_1, \dots, \tilde{b}_{s-1}} \sum_{\theta \in \mathcal{P}_{RB}} \left(\tilde{a}_0 + \sum_{k=1}^s \tilde{a}_k \cos(k\theta) + \sum_{k=1}^{s-1} \tilde{b}_k \sin(k\theta) - \mathbf{f}_\theta(i) \right)^2. \quad (3.7)$$

We use the trigonometric least squares approximation (3.7), as $\theta = 0$ and $\theta = 2\pi$ represent the same point on the unit circle. We note that the resulting \mathbf{f}_{ls} is a 2π -periodic function with respect to θ preserving the property of the original distribution function.

The choice of s will be specified for our numerical experiments and discussed in Section 4.

L^1 residual-free error indicator.

A critical piece for the RB greedy algorithm is an *a posteriori* error estimator which guides the surrogate space construction and certifies the accuracy of the RB solution. It is often residual-based and can be derived by mimicking the *a posteriori* error analysis of the underlying full order scheme [41, 24], with the RB solution taking the place of finite element solution which plays the role of the exact solution. A *a posteriori* error analysis of the streamline upwind finite element method for the kinetic equation (1.1) is considered in [19]. With the need of solving its dual problem [23], its extension to the RB setting is not computationally appealing. As a result, we turn to the highly efficient and provably reliable L^1 residual-free error indicator proposed in [12].

Indeed, using the notation from Section 3.1, we assume the r -dimensional RB space is given by $\Gamma^r = \text{span}\{\eta_j, j = 1, \dots, r\}$ where η_j is the solution to (3.1) when the parameter takes value μ^j . For a new parameter value μ whose corresponding RB solution is identified as

$$\eta(\mu) = \sum_{j=1}^r c_j(\mu) \eta_j.$$

The greedy choice informed by the L^1 error indicator then proceeds as follows

$$\mu^{r+1} := \arg \max_{\mu} \Delta_r(\mu), \quad \text{where } \Delta_r(\mu) = \sum_{j=1}^r |c_j(\mu)|.^1 \quad (3.8)$$

¹In actual computation, the basis $\{\eta_j\}$ will be processed e.g. subject to a Gram-Schmidt orthonormalization for numerical stability. The subsequent L^1 error indicator will have to incorporate the transformation matrix.

As shown in [12], the $\{c_j(\mu)\}_{j=1}^r$ is the Lagrange interpolation basis in the parameter space. Taking the maximizer of $\Delta_r(\mu)$ then amounts to controlling the growth of the Lebesgue constant. This lead to its effectiveness for selecting the RB snapshots [12] including for nonlinear steady-state or time-dependent problems [11, 10]. Finally, it is imperative to note that this indicator is straightforward to implement and essentially free to compute.

Greedy algorithm

We are now ready to describe the greedy algorithm for iteratively constructing the reduced basis in the offline stage. It starts with a small set of quadrature points $\mathcal{P}_0 = \{\widehat{\Omega}_k\}_{k=1}^{N_0}$ with the initial reduced space constructed as the span of the resulting snapshots and the initial density ρ^0 computed accordingly. In each iteration, we calculate the projection of solution for an unselected parameter into the current reduced space and greedily expand the reduced space according to (3.8). With matrix-vector formulation, details of this algorithm is presented in Algorithm 2.

Algorithm 2: RBM greedy algorithm for radiative transfer equation.

- 1: **Input:** iteration number tolerance M_{tol} , spectral ratio tolerance r_{tol} , training set $\mathcal{P} = \{\Omega_1, \dots, \Omega_{N_\Omega}\}$, and an initial quadrature rule $\mathcal{P}_0 = \{\widehat{\Omega}_k\}_{k=1}^{N_0}$.
 - 2: Solve (globally coupled) (2.8) with a direct solver for $\Omega \in \mathcal{P}_0$ to obtain $\mathbf{f}_{\widehat{\Omega}_k}^0$ and ρ^0 .
 - 3: **Iteration:**
 - 4: Set $m = 0, r^m = 2r_{\text{tol}}, \mathbf{F}_{RB}^0 = (\mathbf{f}_{\widehat{\Omega}_1}^0, \dots, \mathbf{f}_{\widehat{\Omega}_{N_0}}^0)$ and $\mathcal{P}_{RB} = \{\widehat{\Omega}_k, k = 1, \dots, N_0\}$.
 - 5: **while** $m \leq M_{\text{tol}}$ and $r^m > r_{\text{tol}}$ **do**
 - 6: Perform an SVD $\mathbf{F}_{RB}^m = \mathcal{U}_{RB}^m \Lambda_{RB}^m (\mathcal{V}_{RB}^m)^T$.
 - 7: Calculate the spectral ratio $r^m = \frac{\lambda_{\min}^m}{\text{tr}(\Lambda_{RB}^m)}$ where λ_{\min}^m is the minimal singular value.
 - 8: **for** $i = 1 : N_\Omega$ **do**
 - 9: **if** $\Omega_i \notin \mathcal{P}_{RB}$, **then**
 - 10: **Compute the RBM solution for** Ω_i , $\mathbf{f}_{\Omega_i}^m = \mathcal{U}_{RB}^m \mathbf{c}_i^m$ with \mathbf{c}_i^m solving

$$(\mathcal{U}_{RB}^m)^T \mathbf{U}_{\Omega_i} \mathcal{U}_{RB}^m \mathbf{c}_i^m + (\mathcal{U}_{RB}^m)^T \Sigma_t \mathcal{U}_{RB}^m \mathbf{c}_i^m = (\mathcal{U}_{RB}^m)^T \Sigma_s \rho^m + (\mathcal{U}_{RB}^m)^T \mathbf{g}.$$
 - 11: **Calculate the error indicator** $\mathcal{E}_{\Omega_i}^m = \sum_{k=1}^{N_m} |\tilde{c}_k^m(\Omega_i)|$ **with** $\tilde{c}_i^m = \mathcal{V}_{RB}^n (\Lambda_{RB}^n)^{-1} \mathbf{c}_i^m$.
 - 12: **end if**
 - 13: **end for**
 - 14: Set $i_{\text{new}} = \arg \max_i \{\mathcal{E}_{\Omega_i}^m\}$, $m := m + 1$, and $\mathcal{P}_{RB} = \mathcal{P}_{RB} \cup \{\Omega_{i_{\text{new}}}, \tilde{\Omega}_{i_{\text{new}}}\}$.
 - 15: Execute the SASI method to solve (2.8) and update $\mathbf{f}_{\Omega_{j_k}}^m$ for $\Omega_{j_k} \in \mathcal{P}_{RB}$ to assemble

$$\mathbf{F}_{RB}^m = (\mathbf{f}_{\Omega_{j_1}}^m, \dots, \mathbf{f}_{\Omega_{j_{N_m}}}^m), \quad N_m = 2m + N_0 \quad \text{and} \quad \mathcal{P}_{RB} = \{\Omega_{j_k}\}_{k=1}^{N_m}.$$
 - 16: Reconstruct ρ^m based on \mathbf{f}_{Ω}^m for $\Omega \in \mathcal{P}_{RB}$ via (3.5) and (3.6) (or (3.7)).
 - 17: **end while**
 - 18: **Output:** the reduced basis $\mathcal{U}_{RB} = \mathcal{U}_{RB}^m$ and $\rho_{RB} = \rho^m$.
-

Remark 3.2. We emphasize two features of the greedy algorithm. The first feature is the *symmetry-enhancing greedy addition*. When we augment the RB space, in addition to the maximizer of the error indicator $\Omega_{i_{\text{new}}}$ as determined by (3.8), we include its symmetric counterpart $\tilde{\Omega}_{i_{\text{new}}}$. Assuming that the training set is $\mathcal{P} = \{\Omega_j\}_{j=1}^{N_\Omega}$. For each Ω , in 1D, we define $\tilde{\Omega} = -\Omega$. In 2D, given $\Omega = (\cos \theta, \sin \theta)$ with $\theta \in (0, 2\pi)$, we define $\tilde{\Omega} = (\cos(\tilde{\theta}), \sin(\tilde{\theta}))$ with $\tilde{\theta} = \text{mod}(\theta + \pi, 2\pi)$. By construction, if $\Omega \in \mathcal{P}$ then $\tilde{\Omega} \in \mathcal{P}$. In our numerical simulations, we observe that this method is more robust than adding $\Omega_{i_{\text{new}}}$ into \mathcal{P}_{RB} alone. Indeed, for the 2D examples in Section 4.2, if one angular sample is added per iteration, the SASI iterative solver may fail to converge.

The second feature is a *spectral ratio stopping criteria*. The purpose is to mitigate the fact that our L^1 residual-free error indicator, albeit highly effective in identifying the next representative parameter value, is not an error estimator. Inspired by the proper orthogonal decomposition (POD) method, we monitor a spectral ratio as an additional stopping criteria. We define the spectral ratio for the m -th iteration r^m as

$$r^m = \frac{\lambda_{\min}^m}{\text{Tr}(\mathbf{\Lambda}_{RB}^m)}, \quad (3.9)$$

where λ_{\min}^m is the smallest diagonal element of $\mathbf{\Lambda}_{RB}^m$, and $\text{Tr}(\cdot)$ is the trace operator.

4 Numerical results

In this section, we demonstrate a series of one- and two-dimensional numerical examples to showcase the performance of the proposed RB method. For the underlying DG spatial discretization, the discrete space in (2.4) with $K = 1$ is used. With the consideration for the efficiency and robustness of the SASI method, we set the degree parameter s in the density reconstruction as $s = m + 1$ for 1D slab geometry and $s = \min(5, m + 1)$ in 2D during the m -th iteration of the greedy algorithm. Throughout the experiments, we measure the following absolute and relative L^2 errors.

$$\begin{aligned} \mathcal{E}_f &= \max_j \|f_F(\mathbf{\Omega}_j) - f_R(\mathbf{\Omega}_j)\|, & R_f &= \max_j \frac{\|f_F(\mathbf{\Omega}_j) - f_R(\mathbf{\Omega}_j)\|}{\|f_F(\mathbf{\Omega}_j)\|}, \\ \mathcal{E}_\rho &= \|\rho_F - \rho_R\|, & R_\rho &= \frac{\|\rho_F - \rho_R\|}{\|\rho_F\|}. \end{aligned}$$

Here f_F , ρ_F denote the full order numerical solutions. The RB solutions are f_R , ρ_R and $\|\cdot\|$ is the standard L^2 norm of $L^2(\mathbf{X})$.

4.1 One-dimensional examples

We perform the one-dimensional tests on a slab geometry domain $\mathbf{X} = [x_L, x_R]$, which is discretized by a uniform mesh with $\Delta x = 0.125$. The initial guess for our algorithm is obtained by 2 Gauss-Legendre points, i.e. $N_0 = 2$. We consider 5 examples and conduct two tests for each of them. For the first test, the training set consists of 24 Gauss-Legendre points and the test set consists of 32 Gauss-Legendre points. We consider two different values of r_{tol} at 10^{-4} and 10^{-6} . The algorithm stops once r_{tol} is reached leading to different RB dimensions for different examples. For the second test, we ask the algorithm to generate $M_{\text{tol}} = 12$ reduced bases for all problems and record the training error between the RB solutions and the full order solutions.

Example 1 (scattering dominant):

$\mathbf{X} = [0, 10]$, $G = 0.01$, $\sigma_t = 100$, $\sigma_s = 100$, $f(0, v) = 0$ with $v > 0$, $f(10, v) = 0$ with $v \leq 0$.

Example 2 (spatially varying scattering coefficient):

$\mathbf{X} = [0, 10]$, $G = 0.01$, $\sigma_t = 100(1 + x)$, $\sigma_s = 100(1 + x)$,
 $f(0, v) = 0$ with $v > 0$, $f(10, v) = 0$ with $v \leq 0$.

Example 3 (two-material problem 1):

$\mathbf{X} = [0, 20]$, $G = \begin{cases} 5, & 0 < x < 10, \\ 0, & 10 < x < 20, \end{cases}$ $\sigma_t = 100$, $\sigma_s = \begin{cases} 90, & 0 < x < 10, \\ 100, & 10 < x < 20, \end{cases}$
 $f(0, v) = 0$ with $v > 0$, $f(20, v) = 0$ with $v \leq 0$.

Example 4 (two-material problem 2):

$\mathbf{X} = [0, 11]$, $G = 0$, $\sigma_t = \begin{cases} 100, & 1 < x < 11, \\ 2, & 0 < x < 1, \end{cases}$ $\sigma_s = \begin{cases} 100, & 1 < x < 11, \\ 0, & 0 < x < 1, \end{cases}$
 $f(0, v) = 5$ with $v > 0$, $f(11, v) = 0$ with $v \leq 0$.

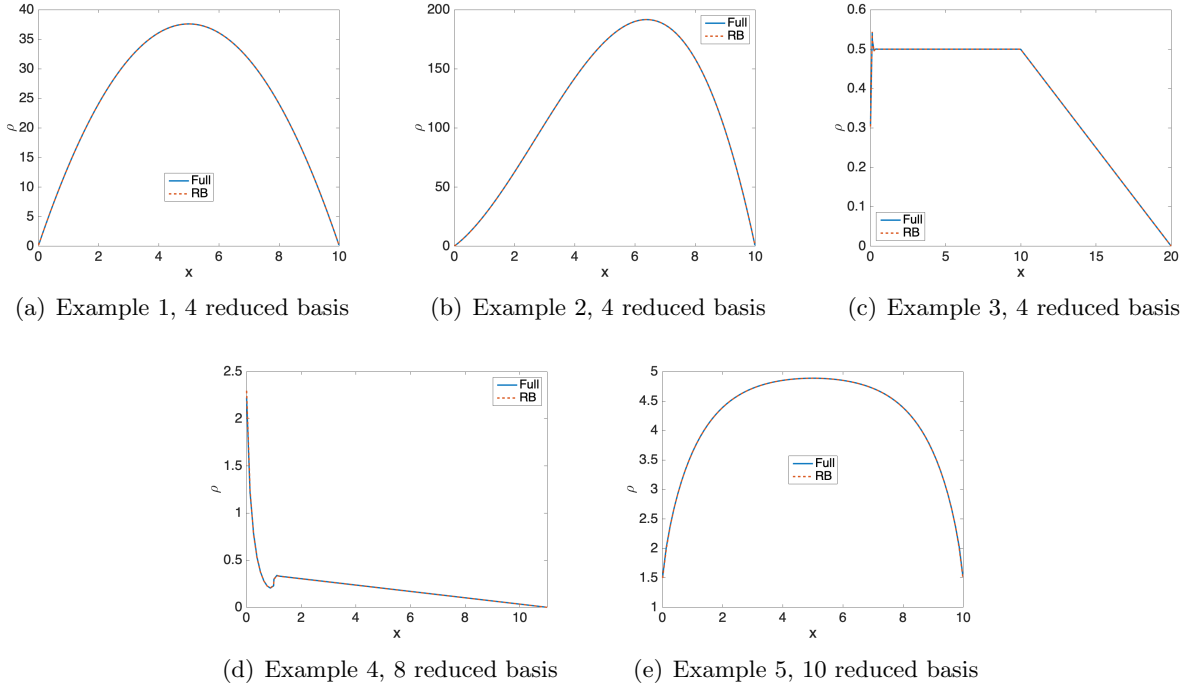


Figure 1: The true (i.e. full order) and RB densities for the one-dimensional test examples 1-5 of 1D slab geometry. The number of reduced basis is determined by $r_{\text{tol}} = 10^{-4}$.

Example 5 (transport dominant):

$$G = 0.01, \sigma_t = 1.2, \sigma_s = 1, f(0, v) = 0 \text{ with } v > 0, f(10, v) = 0 \text{ with } v \leq 0.$$

Results from the first test: With $r_{\text{tol}} = 10^{-4}$, the comparison between the density obtained by the RB solutions and that by the full order solutions is presented in Figure 1. For all five examples, the RB solutions match the full order solutions well. We present the errors for these examples in Tables 4.1 and 4.2. One can see that the RB method is most effective for scattering dominant problems (i.e. Examples 1-3). It achieves very good accuracy (3 to 4 digits) for both f and ρ with just 4 to 6 RB basis. The solution of the two-material problem (Example 4), that involves a purely absorbing subregion without scattering, has more complicated structure. Consequently, more bases are needed, and the accuracy of f is worse than the other examples. Example 5 is transport dominant leading to distribution functions being far from the macroscopic density. As a result, it demands the most number of basis. It is worth noting that, for all five examples, the method commits less than 1% relative L^2 error for ρ . To reach this accuracy, the full model needs 160 degrees of freedom for each angular sample, while our RBM uses at most 14 global reduced basis.

Results from the second test: In Figure 2, we present the histories of the convergence of the L^2 error of f and the spectral ratio r^m . We observe that the error decays as the dimension of the reduced space increases with a terminal error smaller than 10^{-6} for the worst case. We also note that the spectral ratio r^m decays exponentially, albeit with different speed for different examples. The pattern, across different problems, of the spectral ratio decay leads to the different terminal RB dimensions for different problems as shown in Tables 4.1 and 4.2.

Robustness test with respect to σ_s : To showcase the robustness of our method, we consider the following example by varying strength of the scattering cross section σ_s .

$$G = 0.01, \sigma_t \equiv C + 0.5, \sigma_s \equiv C, f(0, v) = 0 \text{ with } v > 0, f(10, v) = 0 \text{ with } v \leq 0,$$

	RB dimension	\mathcal{E}_f	R_f	\mathcal{E}_ρ	R_ρ
Exampe 1	4	8.04e-3	9.26e-3%	8.00e-3	9.21e-3%
Exampe 2	4	8.51e-3	2.05e-3%	8.49e-3	2.04e-3%
Exampe 3	4	9.35e-4	5.13e-2%	8.25e-4	4.53e-2%
Exampe 4	8	9.99e-2	1.28e+1%	2.59e-3	2.54e-1%
Exampe 5	10	7.50e-2	5.39e-1%	4.37e-3	3.21e-2%

Table 4.1: Errors for the first test with $r_{tol} = 10^{-4}$, 1D slab geometry.

	RB dimension	\mathcal{E}_f	R_f	\mathcal{E}_ρ	R_ρ
Exampe 1	6	3.34e-3	3.84e-3%	3.31e-3	3.80e-3%
Exampe 2	4	8.51e-3	2.05e-3%	8.49e-3	2.05e-3%
Exampe 3	6	4.31e-4	4.83e-2%	3.77e-4	2.07e-2%
Exampe 4	10	4.73e-2	6.09e-0%	1.91e-3	1.87e-1%
Exampe 5	14	2.78e-2	2.00e-1%	1.93e-3	1.42e-2%

Table 4.2: Errors for the first test with $r_{tol} = 10^{-6}$, 1D slab geometry.

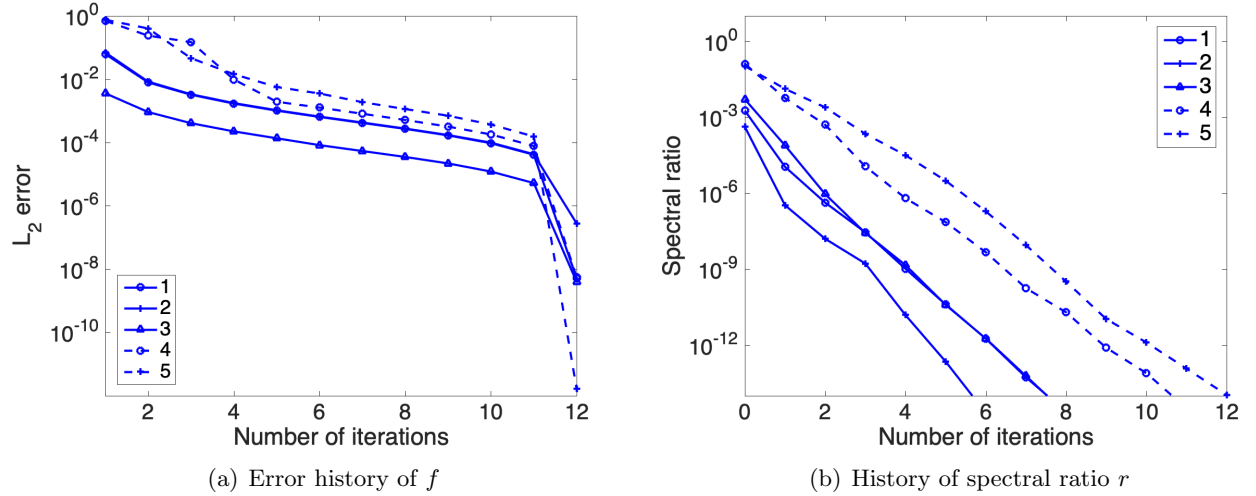


Figure 2: Histories of convergence of the training error and monitored spectral ratio during training for Examples 1-5.

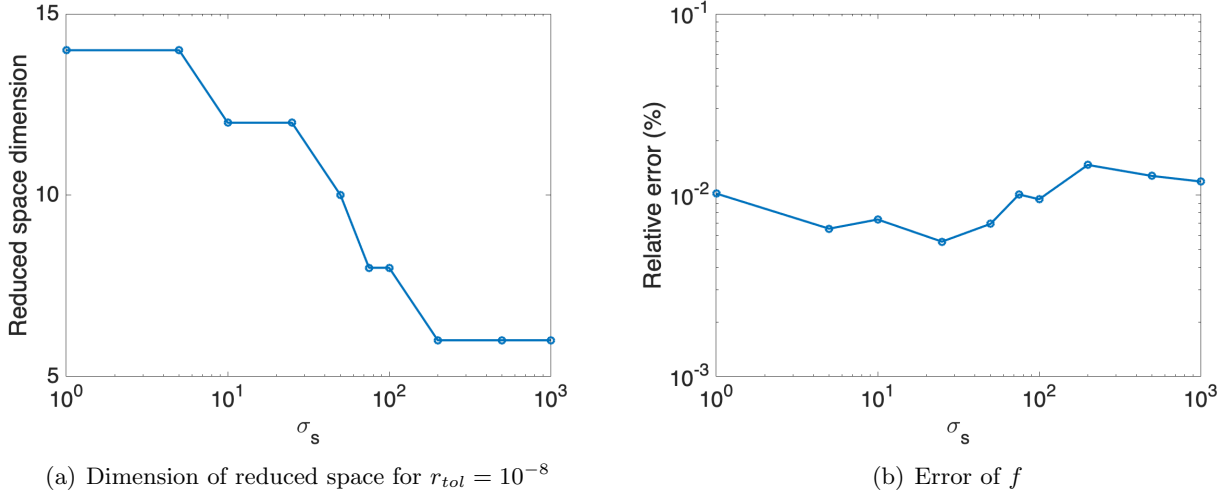


Figure 3: RBM robustness test: Dimension of reduced basis and relative error versus different scattering cross section.

where $C = 1, 5, 10, 25, 50, 75, 100, 200, 500, 1000$. We use 40 Gauss-Legendre points as the training set, 32 Gauss-Legendre points as the test set, and set $r_{tol} = 10^{-8}$. The dimensions of the resulting RB spaces and the corresponding relative errors are reported in Figure 3. We clearly observe that the more scattering dominant the problem is, the fewer reduced basis is needed. The fact that the relative testing error is on the same level for different σ_s , even though we only monitor the spectral ratio, attests to the robustness of our method and the reliability of our error indicators.

4.2 Two-dimensional examples

In this section, we consider the following four examples, all with the source term $G(x, y) = \exp(-100((x-5)^2 + (y-5)^2))$ and zero inflow boundary condition on the computational domain $\mathbf{X} = [0, 10]^2$.

Example 1 (checkerboard): This is a multiscale problem, with part of the domain being scattering dominant and the rest being transport dominant. The checkerboard geometry is shown in Figure 4. The white region is defined as $\bigcup_{i,j=1}^2 \{\max(|x-x_i|, |y-y_j|) < 1\}$, with $x_1 = y_1 = 3$, $x_2 = y_2 = 7$, where we set $\sigma_s(x, y) = 1$ and $\sigma_t(x, y) = \sigma_s(x, y) + 1$. In the black region, we have $\sigma_s(x, y) = \sigma_t(x, y) = 100$.

Example 2 (scattering dominant): $\sigma_s(x, y) = \sigma_t(x, y) = 100$.

Example 3 (intermediate regime): $\sigma_s(x, y) = \sigma_t(x, y) = 10$.

Example 4 (transport dominant): $\sigma_s(x, y) = \sigma_t(x, y) = 1$.

In our experiments, a uniform rectangular mesh of 40×40 is used for the DG scheme. To generate the initial guess, we start from $\{\theta_j\}_{j=1}^{N_0}$, with $\theta_j = \frac{2(j-1)\pi}{N_0}$, and use $N_0 = 4$ for Examples 1-3 and $N_0 = 8$ for Example 4.

Similar to the one-dimensional case, we perform two tests for each of these examples. First, we take the training set to be $N_\Omega = 2N = 32$ quadrature points and the test set as $N_\Omega = 2N = 40$ quadrature points. We consider $r_{tol} = 10^{-3}$ for Examples 1-3 and $r_{tol} = 10^{-2}$ for Example 4. The comparison between the densities obtained by the RB method and full order method are presented in Figure 5. The RB solutions are calculated with the terminal number of reduced basis when the prescribed r_{tol} is reached. We see that the RB solution and full order solution match each other well. Moreover, the second row of Figure 5 demonstrates the effectiveness of our method in overcoming the ray effect [28], which refers to the phenomenon that the particles mainly propagate along the directions of sampled angular directions and the numerical solution has noticeable unphysical oscillations. These are clearly visible in Figure 5(d), for the transport

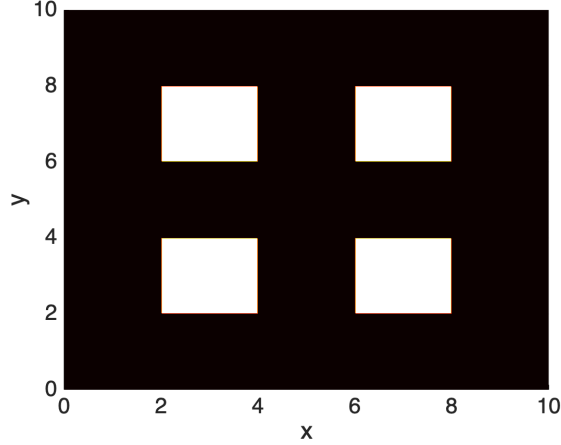


Figure 4: Geometry of the checkerboard (2D Example 1). Black region: scattering dominant; white region: transport dominant

dominant problem 4. However, as the dimension of the reduced space grows, the ray effect is mitigated and we obtain reasonable approximations (see Figure 5(e) and Figure 5(f)).

In Table 4.3, errors are reported for f and ρ . We achieve less than 0.1% relative L^2 error for Examples 1-3 and less than 2% error for Example 4. The scattering dominant problem, the multiscale checkerboard problem, and the intermediate regime problem all need relatively fewer bases. The transport dominant example requires the most bases, and has relatively lower accuracy. Nevertheless, the full order solve takes 640 degrees of freedom for each sample of the angular variable. In comparison, our RBM only needs 2 – 4% degrees of freedom.

	RB dimension	\mathcal{E}_f	R_f	\mathcal{E}_ρ	R_ρ
Exampe 1	8	1.53e-3	1.08e-2%	7.52e-4	3.36e-2%
Exampe 2	4	2.39e-3	5.59e-3%	2.36e-3	3.50e-2%
Exampe 3	10	2.75e-4	4.00e-2%	7.09e-4	1.63e-2%
Exampe 4	26	5.77e-3	9.57e-1%	9.86e-4	1.17e-0%

Table 4.3: Errors for 2D Examples 1-3 with $r_{\text{tol}} = 10^{-3}$ and 2D Example 4 with $r_{\text{tol}} = 10^{-2}$.

For the second test, we ask the algorithm to generate $M_{\text{tol}} = 16$ reduced bases for all problems and monitor the training errors. The histories of convergence for the L^2 errors of f and the spectral ratio r^m are presented in Figure 6. Similar to the one-dimensional cases, we see that, as the dimension of the reduced space increases, the overall trend of the error and spectral ratio is decreasing for all examples, albeit slower than the one-dimensional cases. Moreover, the different speed of decay of the spectral ratio r^m for different problems leads to the different terminal RB dimensions as shown in Tables 4.3. The fact that these quantities decay slower for transport-dominant problems is consistent with the slow decay of the Kolmogorov N -width for transport problems, see e.g. [20, 35]. As a result, the performance of our method and many other linear ROMs suffer.

5 Conclusion

In this paper, we design a RB method to construct an angular-space reduced order model for the linear radiative transfer equation. Unlike the standard setting where RBM applies, the solutions for different parameter values are coupled through an integration operator. This coupling makes impossible the direct inquiry of the snapshot for any particular parameter value. An additional challenge is that parameter ensemble identified by traditional RBM is usually unstructured, and thus may not form a set of quadrature points for a robust and accurate integration toward the

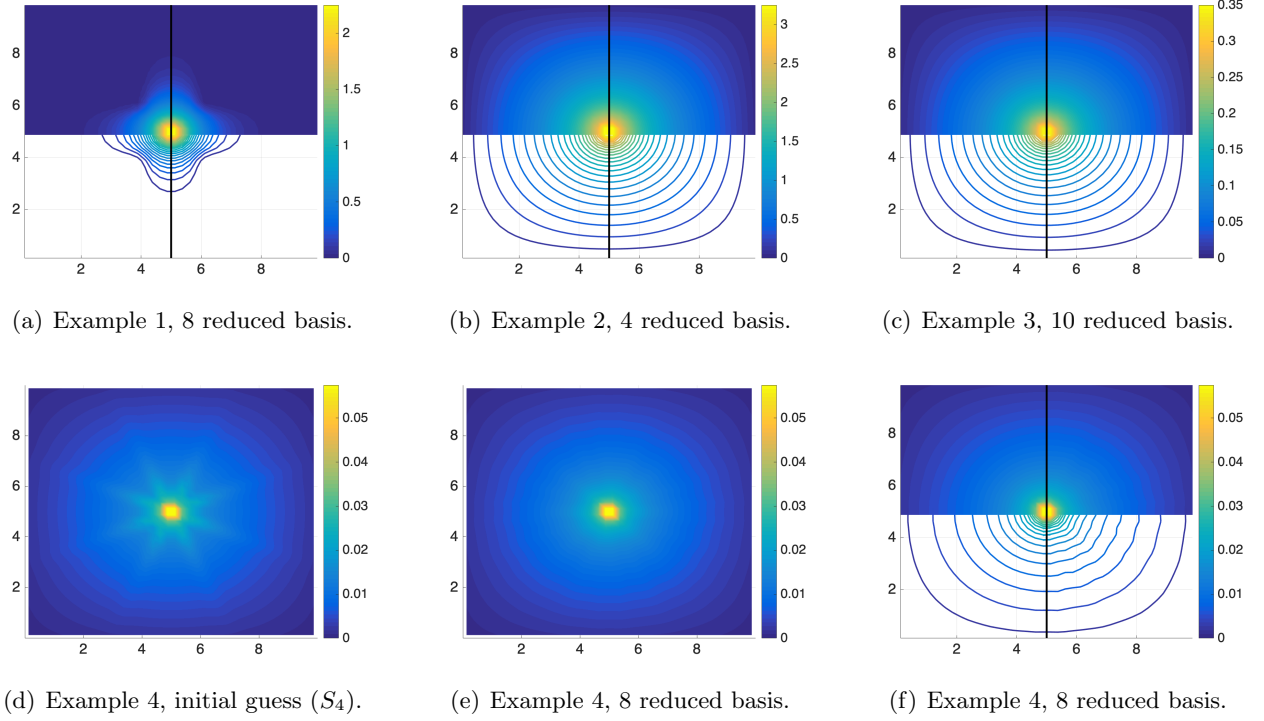


Figure 5: Density for 2D examples. Top row: Examples 1-3, $r_{\text{tol}} = 10^{-3}$; Bottom row: Example 4, $r_{\text{tol}} = 10^{-2}$. In each plot - left half: full order solution; right half: RB solution; Top half: full/RB solution; bottom half: contour of the full/RB solution.

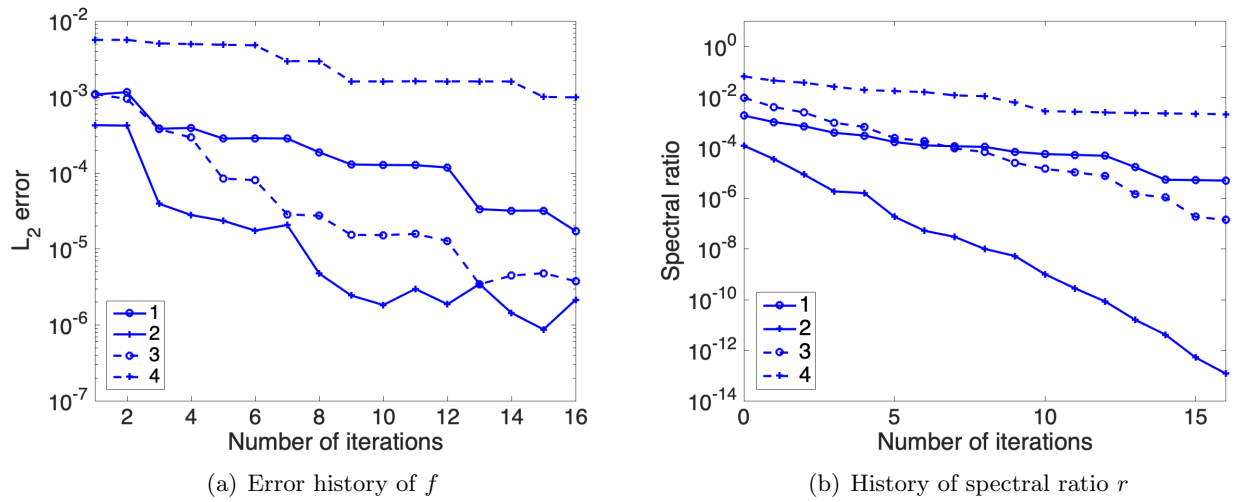


Figure 6: Histories of convergence of the training error and monitored spectral ratio during training for 2D Examples 1-4

macroscopic density which is however crucial for the efficiency and robustness of the full order SASI solver.

Via a careful iterative procedure where the macroscopic density is treated explicitly allowing a transport sweep and then updated afterwards, a least squares density reconstruction at each of the relevant physical locations, a L^1 -based residual-free error indicator, and a symmetry enhancing greedy addition, we successfully designed the first RBM for the kinetic transport equation. Our numerical experiments indicate that the new method is highly effective for the scattering dominant problems, the intermediate regime problems, and the multiscale problems with scattering dominant subregions. Moreover, as the reduced space grows, the ray effect can be mitigated. While less efficient for transport dominant problems, it is capable of decreasing the problem size by more than one order of magnitude and achieving one digit of accuracy. Designing a RBM that works equally well for transport dominant problems, likely by constructing nonlinear reduced manifolds, constitutes our future work. Other future work include the application to the full 5D model and the extension to time dependent problems and other kinetic models.

References

- [1] M. L. ADAMS, *Discontinuous finite element transport solutions in thick diffusive problems*, Nuclear science and engineering, 137 (2001), pp. 298–333.
- [2] M. L. ADAMS AND E. W. LARSEN, *Fast iterative methods for discrete-ordinates particle transport calculations*, Progress in nuclear energy, 40 (2002), pp. 3–159.
- [3] A. L. ALBERTI AND T. S. PALMER, *Reduced-order modeling of nuclear reactor kinetics using proper generalized decomposition*, Nuclear Science and Engineering, 194 (2020), pp. 837–858.
- [4] S. R. ARRIDGE AND J. C. SCHOTLAND, *Optical tomography: forward and inverse problems*, Inverse problems, 25 (2009), p. 123010.
- [5] C. BARDOS, R. SANTOS, AND R. SENTIS, *Diffusion approximation and computation of the critical size*, Transactions of the american mathematical society, 284 (1984), pp. 617–649.
- [6] P. BEHNE, J. RAGUSA, AND J. MOREL, *Model-order reduction for sn radiation transport*, in ANS International Conference on Mathematics and Computation (M&C). Portland, OR, USA, 2019.
- [7] P. BINEV, A. COHEN, W. DAHMEN, R. DEVORE, G. PETROVA, AND P. WOJTASZCZYK, *Convergence rates for greedy algorithms in reduced basis methods*, SIAM Journal on Mathematical Analysis.
- [8] A. G. BUCHAN, A. CALLOO, M. G. GOFFIN, S. DARGAVILLE, F. FANG, C. C. PAIN, AND I. M. NAVON, *A POD reduced order model for resolving angular direction in neutron/photon transport problems*, Journal of Computational Physics, 296 (2015), pp. 138–157.
- [9] K. CHEN, Q. LI, J. LU, AND S. J. WRIGHT, *Random sampling and efficient algorithms for multiscale pdes*, SIAM Journal on Scientific Computing, 42 (2020), pp. A2974–A3005.
- [10] Y. CHEN, S. GOTTLIEB, L. JI, AND Y. MADAY, *An EIM-degradation free reduced basis method via over collocation and residual hyper reduction-based error estimation*, arXiv preprint arXiv:2101.05902.
- [11] Y. CHEN, L. JI, A. NARAYAN, AND Z. XU, *L1-based reduced over collocation and hyper reduction for steady state and time-dependent nonlinear equations*.
- [12] Y. CHEN, J. JIANG, AND A. NARAYAN, *A robust error estimator and a residual-free error indicator for reduced basis methods*, Computers & Mathematics with Applications, 77 (2019), pp. 1963–1979.
- [13] Y. CHOI, P. BROWN, W. ARRIGHI, R. ANDERSON, AND K. HUYNH, *Space-time reduced order model for large-scale linear dynamical systems with application to boltzmann transport problems*, Journal of Computational Physics, 424 (2020), p. 109845.

- [14] J. COALE AND D. Y. ANISTRATOV, *A reduced-order model for thermal radiative transfer problems based on multilevel quasidiffusion method*, in International Conference on Mathematics and Computational Methods Applied to Nuclear Science and Engineering, M and C 2019, 2019, pp. 278–287.
- [15] Z. DING, L. EINKEMMER, AND Q. LI, *Error analysis of an asymptotic preserving dynamical low-rank integrator for the multi-scale radiative transfer equation*, arXiv preprint arXiv:1907.04247, (2019).
- [16] K. A. DOMINESEY AND W. JI, *Reduced-order modeling of neutron transport separated in space and angle via proper generalized decomposition*, in ANS International Conference on Mathematics and Computation (M&C). Portland, OR, USA, 2019.
- [17] K. A. DOMINESEY AND J. P. SENEAL, *A reduced-order neutron transport model separated in space and angle*, Transactions, 119 (2018), pp. 687–690.
- [18] L. EINKEMMER, J. HU, AND Y. WANG, *An asymptotic-preserving dynamical low-rank method for the multi-scale multi-dimensional linear transport equation*, arXiv preprint arXiv:2005.06571, (2020).
- [19] C. FÜHRER AND G. KANSCHAT, *A posteriori error control in radiative transfer*, Computing, 58 (1997), pp. 317–334.
- [20] C. GREIF AND K. URBAN, *Decay of the Kolmogorov N -width for wave problems*, Applied Mathematics Letters, 96 (2019), pp. 216–222.
- [21] J.-L. GUERMOND AND G. KANSCHAT, *Asymptotic analysis of upwind discontinuous Galerkin approximation of the radiative transport equation in the diffusive limit*, SIAM Journal on Numerical Analysis, 48 (2010), pp. 53–78.
- [22] B. HAASDONK, *Reduced basis methods for parametrized PDEs—a tutorial introduction for stationary and instationary problems*, Model reduction and approximation: theory and algorithms, 15 (2017), p. 65.
- [23] R. HARTMANN AND P. HOUSTON, *Adaptive discontinuous galerkin finite element methods for nonlinear hyperbolic conservation laws*, SIAM Journal on Scientific Computing, 24 (2003), pp. 979–1004.
- [24] J. S. HESTHAVEN, G. ROZZA, B. STAMM, ET AL., *Certified reduced basis methods for parametrized partial differential equations*, vol. 590, Springer, 2016.
- [25] S. JIN, *Asymptotic preserving (AP) schemes for multiscale kinetic and hyperbolic equations: a review*, Lecture Notes for Summer School on “Methods and Models of Kinetic Theory (M&MKT)”, Porto Ercole (Grosseto, Italy), (2010), pp. 177–216.
- [26] E. W. LARSEN AND J. E. MOREL, *Asymptotic solutions of numerical transport problems in optically thick, diffusive regimes ii*, (1989).
- [27] E. W. LARSEN, J. E. MOREL, AND W. F. MILLER JR, *Asymptotic solutions of numerical transport problems in optically thick, diffusive regimes*, Journal of Computational Physics, 69 (1987), pp. 283–324.
- [28] K. D. LATHROP, *Ray effects in discrete ordinates equations*, Nuclear Science and Engineering, 32 (1968), pp. 357–369.
- [29] E. E. LEWIS AND W. F. MILLER, *Computational methods of neutron transport*, (1984).
- [30] Y. LIU, T. CHEN, Y. CHEN, AND C.-W. SHU, *Certified offline-free reduced basis (cofrb) methods for stochastic differential equations driven by arbitrary types of noise*, Journal of Scientific Computing, (2019).
- [31] L. J. LORENCE JR, J. MOREL, AND E. W. LARSEN, *An S_2 synthetic acceleration scheme for the one-dimensional S_n equations with linear discontinuous spatial differencing*, Nuclear Science and Engineering, 101 (1989), pp. 341–351.
- [32] R. G. MCCLARREN, *Calculating time eigenvalues of the neutron transport equation with dynamic mode decomposition*, Nuclear Science and Engineering, 193 (2019), pp. 854–867.
- [33] D. MIHALAS AND B. W. MIHALAS, *Foundations of radiation hydrodynamics*, Courier Corporation, 2013.

- [34] G. NALDI AND L. PARESCHI, *Numerical schemes for kinetic equations in diffusive regimes*, Applied mathematics letters, 11 (1998), pp. 29–35.
- [35] M. OHLBERGER AND S. RAVE, *Reduced basis methods: Success, limitations and future challenges*, arXiv:1511.02021, (2015).
- [36] Z. PENG, R. G. MCCLARREN, AND M. FRANK, *A low-rank method for two-dimensional time-dependent radiation transport calculations*, Journal of Computational Physics, 421 (2020), p. 109735.
- [37] A. PINKUS, *N-widths in approximation theory*, Springer, 1985.
- [38] G. C. POMRANING, *The equations of radiation hydrodynamics*, International Series of Monographs in Natural Philosophy, Oxford: Pergamon Press, (1973).
- [39] G. C. POMRANING, *The equations of radiation hydrodynamics*, Courier Corporation, 2005.
- [40] Z. PRINCE AND J. RAGUSA, *Separated representation of spatial dimensions in sn neutron transport using the proper generalized decomposition*, in ANS International Conference on Mathematics and Computation (M&C). Portland, OR, USA, 2019.
- [41] A. QUARTERONI, A. MANZONI, AND F. NEGRI, *Reduced basis methods for partial differential equations: an introduction*, vol. 92, Springer, 2015.
- [42] A. QUARTERONI, G. ROZZA, AND A. MANZONI, *Certified reduced basis approximation for parametrized partial differential equations and applications*, Journal of Mathematics in Industry, 1 (2011), p. 3.
- [43] J. TENCER, K. CARLBERG, R. HOGAN, AND M. LARSEN, *Reduced order modeling applied to the discrete ordinates method for radiation heat transfer in participating media*, in ASME 2016 Heat Transfer Summer Conference collocated with the ASME 2016 Fluids Engineering Division Summer Meeting and the ASME 2016 14th International Conference on Nanochannels, Microchannels, and Minichannels, American Society of Mechanical Engineers Digital Collection, 2016.