

---

# DP-IMAGE: DIFFERENTIAL PRIVACY FOR IMAGE DATA IN FEATURE SPACE

---

**Bo Liu**

School of Computer Science  
University of Technology Sydney  
Australia  
bo.liu@uts.edu.au

**Ming Ding**

Data61  
CSIRO  
Australia  
ming.ding@data61.csiro.au

**Hanyu Xue**

School of Computer Science  
University of Technology Sydney  
Australia  
hanyu.xue@student.uts.edu.au

**Tianqing Zhu**

School of Computer Science  
University of Technology Sydney  
Australia  
tianqing.zhu@uts.edu.au

**Dayong Ye**

School of Computer Science  
University of Technology Sydney  
Australia  
Dayong.Ye@uts.edu.au

**Li Song**

Shanghai Jiao Tong University  
Department of Electronic Engineering  
China  
song\_li@sjtu.edu.cn

**Wanlei Zhou**

City University of Macau  
wlzhou@cityu.mo

March 1, 2025

## ABSTRACT

The excessive use of images in social networks, government databases, and industrial applications has posed great privacy risks and raised serious concerns from the public. Even though differential privacy (DP) is a widely accepted criterion that can provide a provable privacy guarantee, the application of DP on unstructured data such as images is not trivial due to the lack of a clear qualification on the meaningful difference between any two images. In this paper, for the first time, we introduce a novel notion of image aware differential privacy, referred to as DP-image, that can protect user's personal information in images, from both human and AI adversaries. The DP-Image definition is formulated as an extended version of traditional differential privacy, considering the distance measurements between feature space vectors of images. Then we propose a mechanism to achieve DP-Image by adding noise to an image feature vector. Finally, we conduct experiments with a case study on face image privacy. Our results show that the proposed DP-Image method provides excellent DP protection on images, with a controllable distortion to faces.

## 1 Introduction

Recently, our human society witnesses a rapid increase in the use of image data, which poses high risks of privacy leakage, as images usually contain a large number of sensitive data that might visually reveal personal information [1] [2]. For example, heavy concerns on the privacy risks were raised on uploading people's face pictures to a popular APP called FaceApp [3], which can edit a person's face by changing his/her gender, age, ethnicity, etc. In fact, the instinct of protecting privacy in image data is not new in our human society. So the question is: *why the issue of image privacy becomes urgent now?* This is because the newly emerging deep learning techniques have exacerbated the privacy risks for image sharing and usage. In more detail, artificial intelligence (AI) aided by deep learning methods can automatically detect and collect people's private and sensitive information, thus impacting on everyone's daily life. This brings risks of personal privacy to a whole new level, while the traditional privacy-preserving methods seem powerless when facing the large-scale deep learning tools [4].

In this light, privacy issues have become hot topics in government debates and legislation, as many countries have launched privacy acts and laws. For example, the European General Data Protection Regulation (GDPR) [5] took effect on 25 May 2018. It emphasizes the protection of “personal data”, interpreted as “any information relating to an identified or identifiable natural person (‘data subject’); an identifiable natural person is one who can be identified, directly or indirectly, in particular by reference to an identifier such as a name, an identification number, location data, an online identifier or to one or more factors specific to the physical, physiological, genetic, mental, economic, cultural or social identity of that natural person”. According to this definition, images contain a variety of personal identifiers such as people’s faces, text, and license plates. Therefore, effective privacy protection methods for the image data are in urgent need.

Unfortunately, privacy protection for unstructured data, such as images, is much more difficult compared with that for structured data. Structured data are usually well documented in an organized and systematic manner. However, in unstructured data such as images, data attributes are implicitly represented by sets of pixels covering irregular shapes and sizes. Such implicit data attribute values cannot be processed by traditional statistical methods, such as correlation, regression, etc. Hence, the underlying privacy risks in unstructured data are much less clear than those in a structured one.

Due to the unstructured nature of the image data, research on image privacy protection takes a different approach compared with that on structured data. At first, traditional research on image privacy protection often assumes *human adversaries*. In other words, the privacy risks are usually quantified by how effectively the information contained in images can be picked up by human eyes and brains. As a result, “blurring”, “pixelation”, and “mosaic” are the most used methods to protect privacy in images, e.g. in Google Earth street view. However, we are now marching into a new age of AI, where the information contained in images can be filtered out by AI functions/models. Those AI functions such as DNNs seem to take a different approach to interpret and understand images, and they are able to re-identify the obfuscated image with high accuracy [4]. Therefore, very recently, researchers have started to consider a new scenario, where AI acts as an adversary. For example, to throw off AI adversaries when analyzing images, the authors of [6] proposed to generate a small but intentional worst-case disturbance to an original image, which can mislead DNNs in machine learning tasks such as image classification, without causing a significant visual difference perceptible to human eyes. The perturbed image is referred to as an “adversarial example”, and the specially generated noise pattern is thus named adversarial perturbations (AP). A few papers have discussed the potential of AP in privacy protection [7, 8, 9, 10, 11, 12, 13]. Another recent trend for image privacy protection is the use of the generative adversarial network (GAN). Content generated by GAN can be used to replace or edit the original images so that the identity-related information can be removed [14, 15, 16, 17, 18]. Finally, there have been several preliminary papers that apply the differential privacy (DP) in images. Fan proposed  $\epsilon$ -differential private methods in the pixel level of the image [19], and in Singular Value Decomposition (SVD) [20], respectively. However, making image pixels or SVD indistinguishable does not make much sense in practice, and the quality of the generated image is quite low. Lecuyer et al. [21] proposed the PixelDP framework that includes a DP noise layer in the DNN. PixelDP scheme enforces that the output prediction function is DP provided the input changes on a small number of pixels (when the input is an image). But the purpose of PixelDP is to increase robustness to adversarial examples, other than image privacy.

Overall, the aforementioned works cannot solve the image privacy protection problem thoroughly due to several reasons:

- First, the image privacy is yet neither clearly defined, nor can it be quantitatively measured.
- Second, the current AP-based method is only designed for specific models and applications. It is not effective to human adversaries due to the uncontrollable visual appearance.
- Third, the GAN-based image manipulation lacks provable privacy measurements.
- Finally, the existing DP methods do not effectively capture the key features of images from the privacy perspective, or was not designed for the purpose of image privacy protection.

Motivated by these challenges, we propose a differentially private image (DP-Image) framework and design DP-Image mechanisms in this work. This framework redefines the traditional DP [22] and local differential privacy (LDP) criterion [23] notions, in the context of the image data. It should be noted that the application of DP on the image data is not a trivial extension, due to the vastly different application scenarios. In traditional database applications, we assume that a data curator has a database  $D$  and an attacker can either make a query on the database to obtain useful information to launch privacy attacks (i.e., the interactive setup) or get access to a synthetic version of database  $D$  (i.e., the non-interactive setup). The important thing is that the adversary does NOT have access to the original database. Therefore, applying DP to the query answers or the synthetic data release will be able to protect the original data.

However, the most common application of images is *image publication and sharing*. It includes the case of personal image sharing on social network platforms and commercial image applications such as Google Street View. In this

scenario, the original image data need to be exposed to some extent for meaningful applications. For example, it would be weird to share a synthetic photo of a cartoon character in a person’s Facebook post, saying he/she took a selfie on a sunny Saturday afternoon. Hence, in the case of the image data, the adversary gains a considerable advantage in stepping closer to the original data than the conventional scenarios, and thus it becomes less difficult for the adversary to re-identify and collect sensitive information from published images. Therefore, the perturbation of privacy protection needs to be added directly onto the original image, so as to mislead the adversary when he analyzes the image. To this end, we propose a DP-Image framework that adds DP noise to the image feature vector in the latent space to alter the meaningful information carried by the image, and then reconstructs the image from the perturbed vector to replace the original image. In this way, the reconstructed one will not disrupt the intended applications because it shares non-private information with the original one, which keeps the application context meaningful and consistent.




Figure 1: A brief comparison of different image privacy protection methods. Our approach not only protects the privacy of an image by generating a photo-realistic alternative, but also provides a controllable way for privacy preservation.

To elaborate on this in a more concrete manner, we show a comparison of our method with several traditional methods in Fig. 1. As can be seen from the figure, the traditional methods such as blur and mosaic considerably destroy the utility of the face images. If such images were used in, e.g., demographics analysis, the application would be most likely to be unfruitful. Looking at the DP images generated by our method, we can see that the ones with unchanged identity are still useful for a possible demographics analysis or a straightforward Facebook post. Only some of the private information such as haircut, clothing, background location have been changed. And it can prevent human adversaries with a basic level of privacy protection. Further, the images with changed identities provide even stronger privacy protection. Only the necessary information of gender and age for certain applications remains unchanged, the other private information is untraceable, which greatly protects an individual’s privacy, against both human and AI adversaries.

The major contributions of this paper are summarized as follows:

- We propose a DP-Image definition based on the notions of DP and LDP.
- We propose a DP-Image protection mechanism with provable and adjustable privacy levels.
- We design a DP-Image framework that enables us to apply the DP-Image protection mechanism in the image feature level, utilizing advanced deep learning and GAN techniques.
- We implement the proposed DP-Image protection mechanisms on a real-life image dataset and show its effectiveness in safeguarding people’s privacy.

The structure of the remainder of the paper is as follows. In Section 2, we discuss the preliminary knowledge for our work, including DP, LDP, and deep learning in image applications. In Section 3, we first define the adversary model. Then, we proceed to formulate the notion of DP-Image and present our DP-Image protection mechanisms. In Section 4, we conduct experiments to validate our proposed scheme, using a case study on face image privacy. We analyze the privacy guarantee of our proposed framework and schemes in Section 5. Section 6 discusses the related work, and Section 7 concludes our work.

## 2 Preliminaries

### 2.1 Differential Privacy

Informally, DP [22, 24] is a definition of privacy which guarantees that the likelihood of seeing an output on a given original dataset is close to the likelihood of seeing the same output on another dataset that differs from the original one in any single row. Here, an output could be another dataset, a statistical summary table, or a simple answer to a query, etc. Since this single row is arbitrary, this definition aims to make an adversary unable to be certain about whether a particular individual is in the original dataset or not. In other words, differential privacy provides any individual in the dataset with plausible deniability – the ability to say “I am not in that original dataset” - and hence an individual can claim that he/she is not in the output. This is supported by mathematical proofs showing an employed method does provide the DP property. Generally speaking, the basic idea of a DP mechanism is to introduce randomness into the original dataset, so that any individual’s information cannot be inferred by an adversary looking at the released output.

A key property of DP is that we can add outputs of several DP algorithms, and the result is still DP. However, this property incurs a loss in the privacy budget. The maximum impact is the sum of the privacy budgets for the involved outputs. By appropriately setting the privacy budget of constituent algorithms, we can ensure that the overall privacy budget of the data release algorithm is within the bound of a target privacy budget.

Another property of DP is that if the dataset is divided into disjoint subsets, such that addition or removal of a row affects at most one subset, then we can assign each dataset a privacy budget of  $\epsilon$ , and still maintain an overall privacy budget of  $\epsilon$ . These two properties are referred to as the sequential and parallel composition of DP.

A final useful property of DP is that the output of a DP algorithm can be post-processed without affecting privacy provided it is done independently of the original dataset. For example, averaging, rounding or any change to the numbers will not impact the privacy of the data. This means that an analyst can do any amount of data post-processing on a released DP dataset and cannot reduce its privacy guarantee.

The DP treatment usually involves adding noise to give uncertainty to the impact of any single individual. We need to add noise in a scale relative to how much any individual could make a difference. For example, if we add noise to counts of individuals, then any single individual only influences that count by a maximum value of 1. So, the noise is on a scale relative to that 1.

Following the above brief discussion on DP, here we show the formal definition of DP.

**Definition 2.1. ( $\epsilon$ -Differential Privacy)** [22, 24]: A randomized mechanism  $\mathcal{M}$  gives  $\epsilon$ -differential privacy if for any neighboring datasets  $D$  and  $D'$  differing on one element, and all sets of output  $S$ :

$$Pr[\mathcal{M}(D) \in S] \leq \exp(\epsilon) \cdot Pr[\mathcal{M}(D') \in S]. \quad (1)$$

A random perturbation can be added to achieve differential privacy. Sensitivity calibrates the amount of noise for a specified query  $f$  of dataset  $D$ .  $\Delta f$  is the  $l_1$ -norm sensitivity defined as:

**Definition 2.2. ( $l_1$ -norm sensitivity)** [22]: For any query  $f: D \rightarrow \mathbb{R}$ ,  $l_1$ -norm sensitivity is the maximum  $l_1$ -norm of  $f(D) - f(D')$ , i.e.,

$$\Delta f = \max_{D, D'} \|f(D) - f(D')\|_1. \quad (2)$$

The Laplace mechanism is commonly used in the literature to achieve differential privacy.

**Definition 2.3. (Laplace Mechanism)** [22]: Given a function  $f: D \rightarrow \mathbb{R}$ , the following mechanism  $\mathcal{M}$  provides the  $\epsilon$ -Differential Privacy:

$$\mathcal{M}(D) = f(D) + Lap\left(\frac{\Delta f}{\epsilon}\right). \quad (3)$$

### 2.2 Local Differential Privacy

In the traditional DP setting, there is a trusted curator who applies carefully calibrated random noise to the real values returned for a particular query. However, in some scenarios, there is no trusted curator in the system. The data needs to be randomized without global knowledge. LDP [23] is applicable for this case. It is considered to be a strong and rigorous notion of privacy that provides plausible deniability and deemed to be a state-of-the-art approach for privacy-preserving data collection and distribution.

**Definition 2.4. ( $\epsilon$ -LDP):** A randomized mechanism  $\mathcal{M}$  satisfies  $\epsilon$ -LDP, if for any two inputs  $X, X'$  and the set of all possible outputs  $\mathcal{Y}$ ,  $\mathcal{M}$  satisfies:

$$Pr[\mathcal{M}(X) \in \mathcal{Y}] \leq \exp(\epsilon) \cdot Pr[\mathcal{M}(X') \in \mathcal{Y}]. \quad (4)$$

And the sensitivity in this case equals to

$$\Delta f = \max_{X, X'} \|f(X) - f(X')\|_1. \quad (5)$$

### 2.3 Deep Learning in Image Applications

Deep learning has profoundly changed the landscape of computer vision and image processing. The most advanced algorithms in this field are based on DNNs, and most successful DNN architectures use a convolutional structure. Convolutional Neural Network (CNN) [25] consists of neurons with learnable weights and biases. Each neuron receives some input, performs a dot product, and optionally follows its nonlinear activation function. The entire network still implements a distinguishable score function: from the original image pixels on one end to the class score on the other end.

There are several most used CNN architectures. AlexNet [26] was submitted to the ImageNet ILSVRC Challenge in 2012, and its performance far exceeded the second place [25]. It is this work that popularized CNN in computer vision. Szegedy et al. Google proposed GoogLeNet [27] in 2014. It introduced an Inception module, which significantly reduced the number of parameters in the network (4M, compared to 60 million for AlexNet). GoogLeNet also has multiple subsequent versions, such as Inception-v3 [28], Inception-v4 [29]. Karen Simonyan and Andrew Zisserman proposed VGGnet [30], which shows that network depth is a key factor for superior performance. ResNet [31] was developed by Kaiming He et al. It has a special skip connection and extensive use of batch normalization functions. ResNets are currently widely used in practice.

The image applications include two important categories: extracting information from images, constructing images with semantic meanings. Deep learning has improved the performances from both ends.

For information extraction, deep learning has been used for image classification [26] [29] [30], object detection [32], recognition [33], tracking [34], and semantic segmentation [35], etc. And it outperforms traditional methods in all these tasks. Outputs of DNNs in these applications contain rich information such as type and position of objects, identity and action of people, thus make DNNs and privacy issues highly relevant.

On the other hand, deep learning has also been used to generate synthetic images. For example, GAN [36] invented by Ian Goodfellow and his colleagues in 2014 is able to learn to generate new data with the same statistics as the training set. Following this initial work, some milestone works in GAN were developed such as cGAN [37], StyleGAN [38, 39], etc. While GAN could simply generate random new outputs that are similar to the training data, Variational Autoencoders (VAEs) [40] can help to explore variations on data you already have. Moreover, there have also been researches to combine VAEs and GANs together, which can generate compelling results for complex datasets such as images [41]. This VAEs architecture can be used to first take in an input image, convert it into a smaller, dense representation, which the decoder network can use to convert it back to the original image.

## 3 Our proposed DP-Image Framework

In this section, we first present the adversary model that is considered in this paper, and then introduce our proposed DP-Image framework.

### 3.1 Adversary Model

As discussed in Section ??, we focus on the mainstream image application: *image publication and sharing scenario*. This is a non-interactive setup, which includes the case of personal image sharing on social network platforms and commercial image applications such as Google Street View.

In this scenario, the adversary can either manually search or use a web crawler and AI-based tools to automatically identify and collect sensitive information from published images. Assisted by the advanced deep learning tools, the adversary can obtain different types of information from images, for example:

- Class or identity of an image using classification or face recognition tools.
- Object contained in the image via object detection.

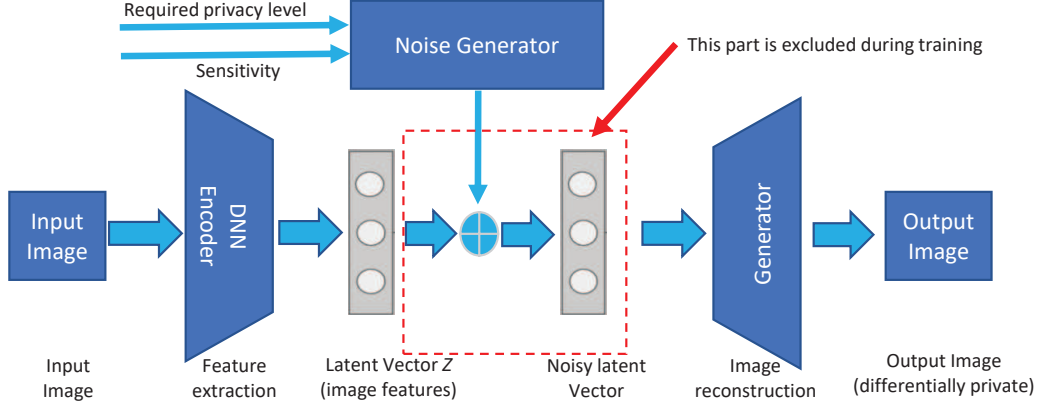


Figure 2: Architecture of the DP-Image Framework.

- Specific features in the image like numbers or text by natural language processing (NLP) or other feature extractors.

The adversary has two significant differences compared with the traditional database adversary: 1) he has access to the image; 2) he extracts information from the image using an advanced query method based on deep learning tools.

On the other hand, the users would like to publish or share their photos without personal information leakage. Moreover, the users would like information coverage satisfies two key criteria: 1) the images should look realistic and natural after modification, so “Blur” or “Mosaic” is not preferable; 2) the amount of noise should be controllable, so the users can decide the trade-off between privacy and utility.

### 3.2 DP-Image Framework: Protecting Image Privacy in Feature Space

As discussed in Section ??, in the GDPR, privacy information is defined as “personal data that are related to an identified or identifiable natural person”. Here, the emphasis on privacy is laid on personal identities. On the other hand, the long history of image processing techniques has proved that the transform domain of an image can provide more useful information than the original pixel domain. Also, the adversary can obtain more detailed information by extracting a feature vector  $f(X)$  from the image  $X$ . This vector  $f(X)$  represents certain features in images. In this case, a privacy protection scheme that can blur the feature vector  $f(X)$  will be more effective than a scheme that works in the pixel domain.

Based on the above argument, we design an image privacy protection framework in feature space. The three main modules are feature extraction, noise generator, and image reconstruction, as shown in Fig. 2. And our motivations for designing these modules in Fig. 2 are explained as follows.

1. Feature extraction is crucial to feature-level privacy protection. The challenge stems from the difficulty in directly extracting the features from pixel values in the original image form, let alone identifying privacy-related features. In order to solve this problem, we propose to use an advanced DNN as the encoder for feature extraction. The output of this encoder will be a feature extraction network that can map an image  $X$  to a vector  $Z$  in the latent (feature) space.
2. The noise generator is used to inject noise onto the feature vector. And the amount of noise can be controlled by parameters.
3. The image reconstruction module will transform the perturbed feature vector back to the image domain. This generator can be trained in the same way as in a GAN.

### 3.3 DP-Image Definition

In our *image publication and sharing scenario*, the attacker aims to find personal information from the images they have access to. And the image privacy protection aims to ensure that the adversary cannot learn too much about each individual’s private information even though he/she can see the image data. This is in stark contrast to the conventional privacy protection methods that might provide an additional layer of protection by not granting the adversary to access the original format of raw data.

In this sense, starting with the DP and LDP notions, the definition of image differential privacy can be written as:

**Definition 3.1. ( $\epsilon$ -DP-Image):** A randomized mechanism  $\mathcal{M}$  gives  $\epsilon$ -DP-Image if and only if for any two image data  $X, X' \in \mathcal{M}$  and every set of output  $\mathcal{Y}$ , if  $\mathcal{M}$  satisfies:

$$Pr[\mathcal{M}(X) \in \mathcal{Y}] \leq \exp(\epsilon) \cdot Pr[\mathcal{M}(X') \in \mathcal{Y}]. \quad (6)$$

The above definition is very similar to that of the traditional DP, except that we are enforcing DP for given different input samples, instead of requiring there is only a single item (pixel) difference in two images. Also, we expect the output images of  $\mathcal{M}(X)$  and  $\mathcal{M}(X')$  to be indistinguishable from a privacy perspective (e.g., two face images with the same personal identity), other than in the pixel domain.

Moreover, as we plan to add noise in the feature space, a generalized sensitivity of the feature vector  $f(X)$  is defined as follows:

**Definition 3.2. (Sensitivity in Image Feature Space):** Assuming two images, each consisting of  $n$  pixels:  $X = (x_1, \dots, x_n)$ ,  $X' = (x'_1, \dots, x'_n)$ , if  $f$  is the function that mapping the image to its feature space, the sensitivity  $\Delta f$  is defined as the maximum differences in  $f(X)$  produced by two different images:

$$\Delta f = \max_{X, X': X \neq X'} \|f(X) - f(X')\|_1. \quad (7)$$

This indicates the largest difference between the feature vectors of two images.

### 3.4 DP-Image Mechanism

Following Definition 3.1, to satisfy the DP-Image requirement, a straightforward way is to use a perturbation noise  $\mathcal{N}$  as the mechanism  $\mathcal{M}$ , i.e.:

$$\mathcal{M}(X) = f(X) + \mathcal{N} = Z + \mathcal{N} = \tilde{Z}, \quad (8)$$

where  $f(\cdot)$  is a function that maps image  $X$  to its feature space vector  $Z \in \mathbb{R}^m$ .  $\mathcal{N} = (N_1, \dots, N_m)$  are i.i.d random variables drawn from the Laplacian distribution  $Lap(\Delta f/\epsilon)$ .

As aforementioned, in image sharing applications, the adversary should have direct access to the image data. Thus, simply adding noise to  $f(\cdot)$  does *not* solve our problem.

Therefore, a further step is needed in the proposed DP-Image protection mechanism to find a way to map the perturbed query output  $\mathcal{M}(X)$  back to the space of the original image, i.e.:

$$\hat{X} = f_2[\mathcal{M}(X)] = f_2[f(X) + \mathcal{N}] = X + \mathcal{N}_X. \quad (9)$$

In order to reconstruct the perturbed image with high-quality, it is desirable that  $f(X)$  contains significant and useful information about the original image.

Following the  $\epsilon$ -DP-Image definition presented in Definition 3.1 and the conceptual diagram illustrated in Fig. 2, we formally define an  $\epsilon$ -DP-Image Mechanism as follows.

**Theorem 3.1. ( $\epsilon$ -DP-Image Mechanism):** For a given image  $X \in \mathcal{X}$ , a mechanism  $\mathcal{M}_{\mathcal{I}}$  is a function mapping  $X$  to a perturbed output image  $Y \in \mathcal{Y}$ . Then we say  $\mathcal{M}_{\mathcal{I}}$  satisfies  $\epsilon$ -DP-Image, if and only if for all  $X, X' \in \mathcal{X}$  and  $Y \in \mathcal{Y}$ :

$$\mathcal{M}_{\mathcal{I}}(X) = f_2[f(X) + \mathcal{N}] = f_2[\tilde{Z}], \quad (10)$$

where  $f$  maps the image  $X$  to a latent vector  $Z \in \mathcal{Z}$ , i.e.,  $f(X) = Z$ .  $\tilde{Z}$  denotes the perturbed  $Z$ .  $f_2$  maps a latent vector back to an image  $Y$ .

It can be approved that the proposed scheme  $\mathcal{M}_{\mathcal{I}}$  follows  $\epsilon$ -DP.

*Proof.* First, according to definition in Eq. (8),  $\mathcal{M}(X)$  satisfies  $\epsilon$ -DP:

$$\begin{aligned}
\frac{Pr(\tilde{Z}|f(X))}{Pr(\tilde{Z}|f(X'))} &= \prod_{i=1}^m \frac{\exp\left(-|\tilde{Z}_i - f(X)_i|/\frac{\Delta f}{\epsilon}\right)}{\exp\left(-|\tilde{Z}_i - f(X')_i|/\frac{\Delta f}{\epsilon}\right)} \\
&= \prod_{i=1}^m \exp\left[\frac{\epsilon\left(|\tilde{Z}_i - f(X')_i| - |\tilde{Z}_i - f(X)_i|\right)}{\Delta f}\right] \\
&\leq \prod_{i=1}^m \exp\left(\frac{\epsilon|f(X)_i - f(X')_i|}{\Delta f}\right) \\
&= \exp\left(\frac{\epsilon \cdot \sum_{i=1}^m |f(X)_i - f(X')_i|}{\Delta f}\right) \\
&= \exp\left(\frac{\epsilon \cdot \|f(X) - f(X')\|_1}{\Delta f}\right) \\
&\leq \exp(\epsilon),
\end{aligned}$$

where the first inequality follows from that  $|a| - |b| \leq |a - b|$  for any  $a, b \in \mathbb{R}$ .

Then the rest of the proof follows from the post-processing property of DP. Hence, we can conclude that if the feature vector is treated with DP noises, then the reconstructed image  $Y$  generated by mechanism  $\mathcal{M}_{\mathcal{I}}$  satisfies the  $\epsilon$ -DP as defined in Definition 3.1.  $\square$

## 4 Experiments

In this section, we conduct experiments to validate the effectiveness of the proposed DP-Image scheme. As facial recognition is the most widely used privacy sensitive application at present, we use face images that contain personal identity information as the dataset in our experiments.

### 4.1 Experiment Setup

#### 4.1.1 Dataset

In our experiment, we used the Flickr-Faces-HQ (FFHQ) dataset [42], which is a high-quality image dataset of human faces. The dataset consists of 70K high-quality PNG images with a resolution of  $1024 \times 1024$ , and contains considerable variation in terms of age, ethnicity, and image background.

#### 4.1.2 Evaluation metrics

We use two groups of metrics to evaluate the performance: 1) privacy metrics to measure the privacy protection performance: including the **Face Privacy Protection Success Rate (FPPSR)** and **Identity Similarity Score (ISS)**; 2) utility metrics that can validate the utility of the perturbed images: including  $l_2$ -distance, **Average  $l_p$  Distortion (ALD)**, **Structural Similarity (SSIM)**, and **Frechet Inception Distance (FID)**.

1. Face privacy protection success rate (FPPSR): the average ratio of successful face de-identification. It is obtained via using face recognition systems, e.g., ArcFace [43] and Microsoft Azure Face Recognition API [44] to check whether the perturbed image is recognized as a different person from the original image. The mechanisms of these two systems are quite similar. ArcFace can be treated as a white-box setting as it is open-source, while Microsoft API represents a black-box setting.
2. Identity Similarity Score (ISS): this is also obtained via using face recognition system. However, rather than using the binary outcome of “Yes” or “No”, the soft value that show the similarity between the perturbed image and the original image is used to measure to what degree has the privacy been preserved.
3. Distortion metrics: two distortion metrics are used to measure the amount of noises added to the original image.



- $l_2$ -distance computes the Euclidean distance between original and perturbed examples, i.e.,  $l_2 = \|\mathbf{Y} - \mathbf{X}\|_2$
- $ALD_p$  [45]:  $ALD_p = \frac{\|\mathbf{Y} - \mathbf{X}\|_p}{\|\mathbf{X}\|_p}$ .

We use  $ALD_\infty$  to measure the maximum change in all dimensions of the perturbed images.

4. SSIM: SSIM is a method used to measure the similarity between two digital images. Compared with the traditional image quality measurement methods, such as peak signal-to-noise ratio (PSNR) and mean squared error (MSE), SSIM can better match the human judgment of image quality [46] [47]. It can be used to quantify the extent that the perturbation is invisible to human eyes. A high score means that two images are structurally similar.
5. FID [48]: FID captures the similarity between two images based on the deep features calculated using the Google Inception v3 model. A lower score indicates that the two images are more similar.

#### 4.1.3 Generation of the latent space vector $Z$

For an image, its generated latent space vector  $Z$  needs to satisfy two important requirements: 1)  $Z$  is a good representation of the image features; 2) the original image can be recovered by feeding  $Z$  to the generator network.

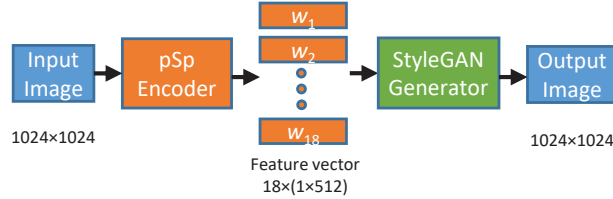


Figure 3: The frame work of generating feature space vector using pSp encoder and reconstructing image with StyleGAN generator.

To achieve this target, we use the pSp framework proposed in [49]. It is an encoder that directly generates a series of style (feature) vectors which can be fed into a pretrained StyleGAN generator.

As shown in Fig. 3, the dimension of  $Z$  generated by the pSp framework is (512, 18), consisting of 18 style vectors, each with a length of 512 elements. These styles are extracted from the corresponding feature map generated from a ResNet backbone, where style vectors (1 – 3) are generated from the small feature map, style vectors (4 – 7) from the medium feature map, and style vectors (8 – 18) from the largest feature map.

An example of the distribution of the generated latent space vector values is exhibited in Fig. 4. It can be observed that the elements of the  $Z$  are in the range of  $[-20, 20]$ , with most values near 0. In practice, the dimension is decided by

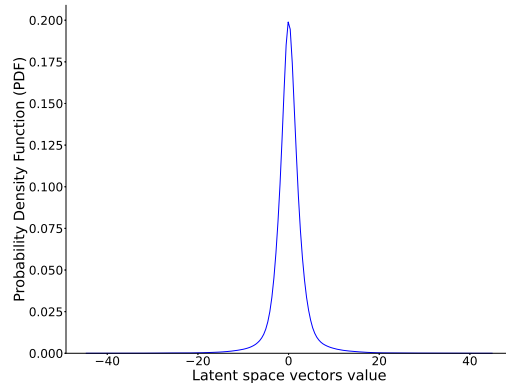


Figure 4: Distribution of the values in latent space feature vector  $Z$ .

the feature extraction network. Generally speaking, the quality of the recovered image improves if we have a higher dimension of  $Z$ . However, it comes at the expense of more involved feature extraction of images.

#### 4.1.4 Image reconstruction using StyleGAN2

For the image reconstruction, we use the state-of-the-art StyleGAN2 [39] generator which is trained on the FFHQ dataset. The parameters of the generator are fixed after the training process and the output image is  $1024 \times 1024$ . It worth notifying that although StyleGAN2 can accept a simplified  $(512, 1)$  vector as input, it will lose many fine details in high-resolution images [49]. Therefore, we use the  $(512, 18)$  vector generated by the pSp framework in our experiments.

## 4.2 Performance of the DP-Image Mechanism

### 4.2.1 Sensitivity

The sensitivity is defined as the  $l_1$ -norm of the feature vectors of between two different images, as shown in Eq. (7). In this subsection, as the encoder framework is non-convex and does not have a closed-form expression, we try to obtain an approximate sensitivity by experiments.

To achieve this, we investigate the distance between each pair of images through calculating  $l_1$ -norm on all dimensions of each pair of latent vectors among all images in the dataset.

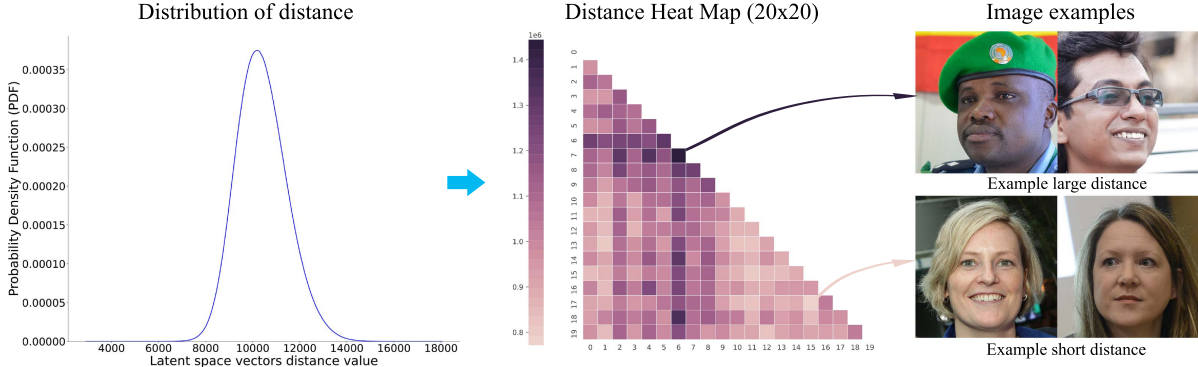


Figure 5: Analysis on the pair-wise image distances. (a) The distribution of the pair-wise  $l_1$  image feature distances for all images (**left**). (b) The heat map of the pair-wise image distances for  $20 \times 20$  example images (**middle**). (c) Two illustrations of the example images with a large and a short distances, respectively (**right**).



Figure 6: The 20 image examples for the heat map in Fig. 5 (b).

Fig. 5 (a) shows the distribution of the pair-wise  $l_1$  image feature distances for randomly picked 1000 images in the investigated dataset. From this figure, we can see that the distribution roughly has a mean value around 10000, with a maximum value of 17995.

Fig. 5 (b) displays a heat map ( $20 \times 20$ ) of the pair-wise  $l_1$  image distances for 20 example images (the images are shown in Fig. 6). The distance between an image and itself is equal to zero. To get a sense about how such a distance is translated into real images, in Fig. 5 (c), we plot two illustrations of the example images with a large distance (14446) and a small distance (2998), respectively. As can be seen from the examples in Fig. 5 (c), a smaller distance implies a higher similarity between two images.

Based on the above results, the sensitivity  $\Delta f$  is 17995 according to the experiments. This is an estimation based on the locally available dataset. It can be used as an experienced value when using the same feature vector encoder. Moreover, if the structure of the encoder is known and can be approximated by a sequential composition of bounded-

sensitivity functions, it is possible to obtain a more precise sensitivity value. That will be some interesting discussion in our future works.

#### 4.2.2 Privacy protection performance

To test the DP-Image scheme on the face dataset, we randomly pick up  $\mathcal{N} = (N_1, \dots, N_m)$  from the Laplacian distribution  $Lap(\Delta f/\epsilon)$ , add it to  $Z$  and remap the latent vector to generate a new image.

Fig. 7 gives some examples of generated faces using our DP-Image scheme. We add different amount of DP noises ( $\Delta f/\epsilon = 0.25$ ,  $\Delta f/\epsilon = 0.5$ ,  $\Delta f/\epsilon = 1$ ), respectively. It is worth notifying that a relatively small noise (a big  $\epsilon$ ) in the feature vector can cause a dramatic change in the original image, therefore we use  $\Delta f/\epsilon$  to scale the noise for simplicity. We can observe minor changes to the faces when the noise is small, while more distortions occur when the noise becomes larger. Moreover, as the noise is random, the generated images sometimes become heavily distorted for practical uses. Therefore, we need to select images as needed in practice. Such selection should not be based on the comparison to the original image; otherwise, it would violate the DP requirement.



Figure 7: Generated faces with proposed DP-Image method (From left to right: original image, image with DP noises  $\Delta f/\epsilon = 0.25$ ,  $\Delta f/\epsilon = 0.5$  and  $\Delta f/\epsilon = 1$ ).

In order to quantitatively validate the privacy protection performance of our proposed methods, we use ArcFace and Microsoft Azure Face Recognition API. The Microsoft API can yield a confidence value for any pair of faces being the same person. In order to better understand the score of the API, we first generate the confidence score values of pair-wise image comparison for the 20 example images in Fig. 8, which in fact extends the analysis on the image examples in Fig. 5 (b).

Comparing the heat maps shown in Fig. 5 (b) and Fig. 8, we can conclude that there is a strong correlation between the distance value and confidence values. In more detail, two images with a relatively small distance will lead to a relatively large confidence value, and vice versa. For example, the distance between image #11 and image #17 is 8336 as shown in Fig. 5 (b), which implies a high similarity as corroborated by the confidence value of 22% as shown in Fig. 8. Additionally, the similarity score of faces from two different persons are at most 31% among the 20 example images (14446, #6 and #7), which gives an important reference value of the threshold that uses to identify different persons. As ArcFace uses a similar scheme, we will not go into details here.

Then we conducted quantitative evaluation on the dataset using the two privacy evaluation metrics introduced in 4.1.2: ISS and FPPSR. For each metric, we use both ArcFace and Microsoft Azure Face Recognition API. We ran 100 times for each  $\Delta f/\epsilon$  and averaged the confidence scores of all images.




Figure 8: The confidence values of pair-wise image comparison for the 20 example images.

Fig. 9 illustrates the relationship between  $\Delta f/\epsilon$  and ISS. For the Microsoft API, the ISS is calculated by dividing the confidence score by 100. It can be seen that the similarity between the original image and the generated image decreases as the amount of noise increases.

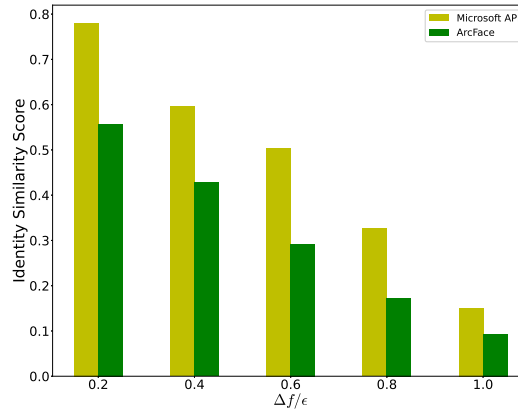
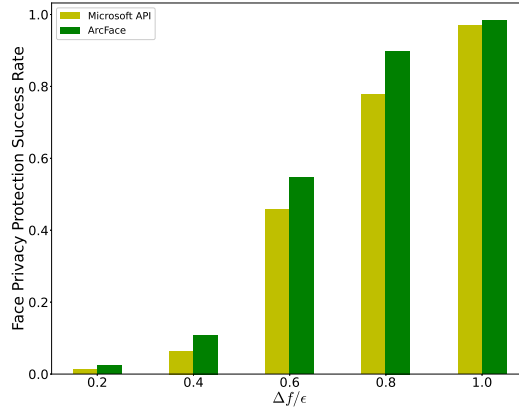
Figure 9: Relationship between  $\Delta f/\epsilon$  and Identity Similarity Score (ISS).

Fig. 10 shows the relationship between  $\Delta f/\epsilon$  and FPPSR. The threshold of recognizing as the same person for Microsoft API is  $\text{ISS} > 0.5$  and for ArcFace is  $\text{ISS} > 0.3$ , as recommended. As shown in the figure, when  $\Delta f/\epsilon = 0.2$ , the identities of most images are unchanged. And majority of the identities will change when  $\Delta f/\epsilon = 1$ .

Figure 10: Relationship between  $\Delta f/\epsilon$  and Face Privacy Protection Success Rate (FPPSR).

### 4.2.3 Utility

Table 1 compares the utilities of the proposed DP-Image with some traditional perturbation methods when they have approximately the same ISS. As ArcFace and Microsoft API perform a bit differently (especially the Microsoft API seems to be more sensitive to Gaussian blur). We try to keep the ISS of ArcFace identical. It shows that the proposed DP-Image mechanism can best preserve the perceptual meanings of the image (lowest FID). Also, it has averagely the lowest noises ( $l_2$  norm). On the other hand, the DP-Image method does not have the best performances in the sense of  $ALD_\infty$  and SSIM, as these two metrics are evaluated on the pixel domain.

Table 1: Image utility comparison with similar Identity Similarity Score (ISS).

	$l_2$	$ALD_\infty$	SSIM	FID	ISS (ArcFace)	ISS (Microsoft API)
<b>Blur</b>	71782.9	1.1502	0.5895	265.8	0.31	0.20
<b>Mosaic</b>	70438.8	1.1386	0.5705	377.5	0.31	0.47
<b>Image-DP</b>	68071.3	1.2214	0.3876	219.9	0.30	0.46

## 5 Discussions

### 5.1 Privacy Analysis

Our experiments in Section 4 show that it is feasible to achieve DP for images in feature space. And we can control the amount of noise and the appearance of reconstructed images by adjusting the value of  $\epsilon$ . Moreover, the noise added to the features can not be reverted back so as to reveal the original image, thus providing the capability to protect image privacy in a data sharing scenario.

It worth notifying that only a very small noise (big  $\epsilon$ ) in our experiments can cause the image identity to change. There are two major reasons for this phenomena: 1) although using i.i.d random variable vector  $\mathcal{N} = (N_1, \dots, N_m)$  drawn from the Laplacian distribution can guarantee DP [24], the bound is quite loose, especially when the dimension  $m$  is high; 2) while the DP noise is added on the latent vector  $f(X)$ , we do not need to make  $f(X) + \mathcal{N}$  completely indistinguishable from  $f(X') + \mathcal{N}$  in practice. Our target is to make the identities of reconstructed images from  $X$  and  $X'$  close to each other, and hence a small variation on the feature vector is enough.

The ultimate purpose of image privacy protection is to prevent de-identification, i.e., removing personal identifiers in the image. To achieve this target, we need to consider two different types of adversary: human and AI. For a human adversary, the generated image needs to satisfy two conditions: 1) the appearance of the image has changed; 2) the new image needs to be realistic and natural, so that an adversary who has not seen the original image does not know that the new image is a generated instance. In this sense, our proposed DP-Image method that manipulates images in the feature space is a good option. For the AI adversary, it does not look at the appearance, but the features instead.

In this case, the ISS and FPPSR are the primary performance metrics. And our experiments show that the DP-Image scheme that adds random noises are elegant.

## 5.2 Disentangle Identity-related Features in Image

One interesting discussion is that can we add noises only to the identity-related features in feature space? To answer this question, the precondition is that we are able to extract the identity-related features from images.

In terms of the pSp framework that we use in this paper as the encoder, we found that the style vectors (1 – 7) are more identity-related (representing the structure of the faces), while the rest of the style vectors (8 – 18) are not highly related to identity (representing color, pose, etc.) Therefore, we investigate the case of adding noise only to identity-related feature vectors of  $Z$ , which are layers (1 – 7).

As shown in Fig. 11, adding noise only to identity-related features in  $Z$  reduces the amount of noise and the faces generated in this case are more visually realistic than the previous examples in Fig. 7.



Figure 11: Generated faces with noises added to identity-related features of  $Z$  (From left to right: original image, image with DP noises  $\Delta f/\epsilon = 0.25$ ,  $\Delta f/\epsilon = 0.5$  and  $\Delta f/\epsilon = 1$ ).

The pSp framework is not specifically designed for extracting identity-related features, therefore the discussions in this subsection is preliminary. Extraction of identity-related features is a topic on its own that attracts many recent research interests. If we can combine the latest extraction technique with the state-of-the-art image autoencoders in the future, it will further enhance the performance of the proposed DP-Image mechanism.

## 5.3 Image Privacy vs. Database Privacy

From the experiments, we can see that image privacy is quite different from conventional data privacy.

1. The protection target of database privacy is the existence of a certain record in the database or not; while image privacy protection targets the identity-related information in the image.
2. It is easy to add random noise to the data record and generate meaningful DP perturbed record. However, for an image, adding random noise might lead to distorted and unrealistic pictures.
3. The performance of DP-Image needs to be judged by both visual and numerical metrics, as we may need to consider both human and AI as adversaries.



## 6 Related Work

As much of the related work on differential privacy and deep learning has been already discussed in Section 2, here we only focus on the works specifically on image privacy protection.

The image privacy issue first attracted people’s attention, along with the booming of social networks developing. The proliferation of social networks generated massive photos flooding on the internet that contains sensitive information. For example, Pesce et al. [50] use photo tags to attack users and get their privacy. The image privacy issue becomes more server with the widely spread of facial recognition systems, as people start to worry that organizations might use their faces for profiling or social control.

The previous mainstream method to combat the image privacy attack is using access control on sensitive contents. For example, Vyas et al. [51] use annotation data to predict the privacy preferences of users and control the shared content. Moreover, Squicciarini et al. [52] proposed collaborative privacy management that can let users collaborative control their photos. Similarly, to deal with the privacy issue in facial recognition systems, the current countermeasure is simply banning [53]. The access control-based method has several limitations. It only gives “Yes” or “No” options for the use of images, while we need to use part of the information in applications such as Google Street View. And it cannot automate privacy protection based on the privacy information of the image itself, requiring human participation.

Some more recent image privacy researches focus on changing the identity-related information in images [54]. The main techniques are obfuscation and inpainting. Simple obfuscation has been proved to be ineffective against DNN-based recognizer [4, 55]. In order to improve the robustness against deep learning aided attack, adversarial example-based methods have been proposed to mislead the neural networks [8, 9, 10, 11, 12, 13]. Also, there are some researchers who start to use GAN to generate content to replace the sensitive information in the images [14, 15, 16, 17, 18]. For example, Sun et al. [14] proposed GAN-based head inpainting to remove the original identity. Finally, there recently have been a few attempts to combine the DP notion with image privacy. Fan [19] proposed an  $\epsilon$ -differential private method in the pixel level of the image. However, making image pixels indistinguishable does not make much sense in practice, and the quality of the generated image is quite low. In another work from the same author [20], metric privacy is defined in the image transformation domain, but the quality of the obfuscated image is still low. Lecuyer et al. [21] proposed the PixelDP framework that includes a DP noise layer in the DNN. PixelDP scheme enforces that the output prediction function is DP provided the input changes on a small number of pixels (when the input is an image). However, the purpose of PixelDP is to increase robustness to adversarial examples, other than image privacy.

## 7 Conclusion and Future Work

In this paper, we have proposed a DP-Image framework that can protect sensitive personal information in images. The major contributions are two-fold. First, we present the new notion of DP-Image, which is an extended version of the LDP. Second, we propose a method to perturb the image by adding noise to its feature vector in the latent space. And the effectiveness of the above contributions is validated by extensive experiments on the face image dataset FFHQ.

Image privacy and the broader topic of unstructured data privacy is an interesting research direction with many open problems. In the future, we aim at extending our method in the following directions:

- A more comprehensive image feature extraction network that can be applied to different types of images, and even videos.
- Investigate how the image feature vector decides the various semantic attributes of images, and whether we can cleanly extract these attributes.
- Based on the above understanding, we may be able to concisely control some of the attributes which we believe are crucial from the privacy perspectives.
- Investigate DP-Image mechanisms in more complicated images that contain multiple sensitive objects.

## References

- [1] Financial Times. Facebook privacy breach, 2018.
- [2] Bo Liu, Ming Ding, Sina Shaham, Wenny Rahayu, Farhad Farokhi, and Zihuai Lin. When machine learning meets privacy: A survey and outlook. *ACM Comput. Surv.*, 54(2), March 2021.
- [3] FaceApp.com. Faceapp.

- [4] Richard McPherson, Reza Shokri, and Vitaly Shmatikov. Defeating image obfuscation with deep learning. *arXiv preprint arXiv:1609.00408*, 2016.
- [5] EU. The eu general data protection regulation, 2019.
- [6] Ian J Goodfellow, Jonathon Shlens, and Christian Szegedy. Explaining and harnessing adversarial examples. *arXiv preprint arXiv:1412.6572*, 2014.
- [7] Bo Liu, Ming Ding, Tianqing Zhu, Yong Xiang, and Wanlei Zhou. Adversaries or allies? privacy and deep learning in big data era. *Concurrency and Computation: Practice and Experience*, 31(19):e5102, 2019.
- [8] Seong Joon Oh, Mario Fritz, and Bernt Schiele. Adversarial image perturbation for privacy protection a game theory perspective. In *2017 IEEE International Conference on Computer Vision (ICCV)*, pages 1491–1500. IEEE, 2017.
- [9] Yujia Liu, Weiming Zhang, and Nenghai Yu. Protecting privacy in shared photos via adversarial examples based stealth. *Security and Communication Networks*, 2017, 2017.
- [10] Bo Liu, Jian Xiong, Yiyang Wu, Ming Ding, and Cynthia M. Wu. Protecting multimedia privacy from both humans and ai. In *Proc. IEEE International Symposium on Broadband Multimedia Systems and Broadcasting*, 2019.
- [11] Shawn Shan, Emily Wenger, Jiayun Zhang, Huiying Li, Haitao Zheng, and Ben Y Zhao. Fawkes: protecting privacy against unauthorized deep learning models. In *29th USENIX Security Symposium (USENIX Security 20)*, pages 1589–1604, 2020.
- [12] Tao Li and Lei Lin. Anonymousnet: Natural face de-identification with measurable privacy. In *Proceedings of the IEEE Conference on Computer Vision and Pattern Recognition Workshops*, pages 0–0, 2019.
- [13] Arezoo Rajabi, Rakesh B Bobba, Mike Rosulek, Charles V Wright, and Wu-chi Feng. On the (im) practicality of adversarial perturbation for image privacy. *Proceedings on Privacy Enhancing Technologies*, 2021(1):85–106, 2021.
- [14] Qianru Sun, Liqian Ma, Seong Joon Oh, Luc Van Gool, Bernt Schiele, and Mario Fritz. Natural and effective obfuscation by head inpainting. In *Proceedings of the IEEE Conference on Computer Vision and Pattern Recognition*, pages 5050–5059, 2018.
- [15] Yifan Wu, Fan Yang, Yong Xu, and Haibin Ling. Privacy-protective-gan for privacy preserving face de-identification. *Journal of Computer Science and Technology*, 34(1):47–60, 2019.
- [16] Qianru Sun, Ayush Tewari, Weipeng Xu, Mario Fritz, Christian Theobalt, and Bernt Schiele. A hybrid model for identity obfuscation by face replacement. In *Proceedings of the European Conference on Computer Vision (ECCV)*, pages 553–569, 2018.
- [17] Lingzhi Li, Jianmin Bao, Hao Yang, Dong Chen, and Fang Wen. Faceshifter: Towards high fidelity and occlusion aware face swapping. *arXiv preprint arXiv:1912.13457*, 2019.
- [18] Hui-Po Wang, Tribhuvanesh Orekondy, and Mario Fritz. Infoscrub: Towards attribute privacy by targeted obfuscation. *arXiv preprint arXiv:2005.10329*, 2020.
- [19] Liyue Fan. Image pixelization with differential privacy. In *IFIP Annual Conference on Data and Applications Security and Privacy*, pages 148–162. Springer, 2018.
- [20] Liyue Fan. Practical image obfuscation with provable privacy. In *2019 IEEE International Conference on Multimedia and Expo (ICME)*, pages 784–789. IEEE, 2019.
- [21] Mathias Lecuyer, Vaggelis Atlidakis, Roxana Geambasu, Daniel Hsu, and Suman Jana. Certified robustness to adversarial examples with differential privacy. In *2019 IEEE Symposium on Security and Privacy (SP)*, pages 656–672. IEEE, 2019.
- [22] Cynthia Dwork. Differential privacy: A survey of results. In *International Conference on Theory and Applications of Models of Computation*, pages 1–19. Springer, 2008.
- [23] John C Duchi, Michael I Jordan, and Martin J Wainwright. Local privacy and statistical minimax rates. In *2013 IEEE 54th Annual Symposium on Foundations of Computer Science*, pages 429–438. IEEE, 2013.
- [24] Cynthia Dwork, Frank McSherry, Kobbi Nissim, and Adam Smith. Calibrating noise to sensitivity in private data analysis. In *Proceedings of the theory of cryptography conference (TCC’06)*, pages 265–284. Springer, 2006.
- [25] Sung-Soo Kim. Convolutional neural networks for visual recognition, 2016.
- [26] Alex Krizhevsky, Ilya Sutskever, and Geoffrey E Hinton. Imagenet classification with deep convolutional neural networks. In *Advances in neural information processing systems*, pages 1097–1105, 2012.



- [27] Christian Szegedy, Wei Liu, Yangqing Jia, Pierre Sermanet, Scott Reed, Dragomir Anguelov, Dumitru Erhan, Vincent Vanhoucke, Andrew Rabinovich, et al. Going deeper with convolutions. *Cvpr*, 2015.
- [28] Christian Szegedy, Vincent Vanhoucke, Sergey Ioffe, Jon Shlens, and Zbigniew Wojna. Rethinking the inception architecture for computer vision. In *Proceedings of the IEEE Conference on Computer Vision and Pattern Recognition*, pages 2818–2826, 2016.
- [29] Christian Szegedy, Sergey Ioffe, Vincent Vanhoucke, and Alexander A Alemi. Inception-v4, inception-resnet and the impact of residual connections on learning. In *AAAI*, volume 4, page 12, 2017.
- [30] K. Simonyan and A. Zisserman. Very deep convolutional networks for large-scale image recognition. *CoRR*, abs/1409.1556, 2014.
- [31] Kaiming He, Xiangyu Zhang, Shaoqing Ren, and Jian Sun. Deep residual learning for image recognition. In *Proceedings of the IEEE Conference on Computer Vision and Pattern Recognition*, pages 770–778, 2016.
- [32] Shaoqing Ren, Kaiming He, Ross Girshick, and Jian Sun. Faster r-cnn: Towards real-time object detection with region proposal networks. In *Advances in neural information processing systems*, pages 91–99, 2015.
- [33] Mircea Cimpoi, Subhransu Maji, and Andrea Vedaldi. Deep filter banks for texture recognition and segmentation. In *Proceedings of the IEEE Conference on Computer Vision and Pattern Recognition*, pages 3828–3836, 2015.
- [34] Lijun Wang, Wanli Ouyang, Xiaogang Wang, and Huchuan Lu. Visual tracking with fully convolutional networks. In *Proceedings of the IEEE international conference on computer vision*, pages 3119–3127, 2015.
- [35] Jonathan Long, Evan Shelhamer, and Trevor Darrell. Fully convolutional networks for semantic segmentation. In *Proceedings of the IEEE Conference on Computer Vision and Pattern Recognition*, pages 3431–3440, 2015.
- [36] Ian Goodfellow, Jean Pouget-Abadie, Mehdi Mirza, Bing Xu, David Warde-Farley, Sherjil Ozair, Aaron Courville, and Yoshua Bengio. Generative adversarial nets. In *Advances in neural information processing systems*, pages 2672–2680, 2014.
- [37] Mehdi Mirza and Simon Osindero. Conditional generative adversarial nets. *arXiv preprint arXiv:1411.1784*, 2014.
- [38] Tero Karras, Samuli Laine, and Timo Aila. A style-based generator architecture for generative adversarial networks. In *Proceedings of the IEEE Conference on Computer Vision and Pattern Recognition*, pages 4401–4410, 2019.
- [39] Tero Karras, Samuli Laine, Miika Aittala, Janne Hellsten, Jaakko Lehtinen, and Timo Aila. Analyzing and improving the image quality of stylegan. In *Proceedings of the IEEE/CVF Conference on Computer Vision and Pattern Recognition*, pages 8110–8119, 2020.
- [40] Diederik P Kingma and Max Welling. Auto-encoding variational bayes. *arXiv preprint arXiv:1312.6114*, 2013.
- [41] Lars Mescheder, Sebastian Nowozin, and Andreas Geiger. Adversarial variational bayes: Unifying variational autoencoders and generative adversarial networks. In *Proceedings of the 34th International Conference on Machine Learning-Volume 70*, pages 2391–2400. JMLR. org, 2017.
- [42] NVIDIA. Flickr-faces-hq (ffhq) dataset, 2019.
- [43] Jiankang Deng, Jia Guo, Niannan Xue, and Stefanos Zafeiriou. Arcface: Additive angular margin loss for deep face recognition. In *Proceedings of the IEEE Conference on Computer Vision and Pattern Recognition*, pages 4690–4699, 2019.
- [44] Microsoft. Azure facial recognition api.
- [45] Xiang Ling, Shouling Ji, Jiaxu Zou, Jiannan Wang, Chunming Wu, Bo Li, and Ting Wang. Deepsec: A uniform platform for security analysis of deep learning model.
- [46] Hamid R Sheikh, Muhammad F Sabir, and Alan C Bovik. A statistical evaluation of recent full reference image quality assessment algorithms. *IEEE Transactions on image processing*, 15(11):3440–3451, 2006.
- [47] Zhou Wang and Alan C Bovik. Mean squared error: Love it or leave it? a new look at signal fidelity measures. *IEEE signal processing magazine*, 26(1):98–117, 2009.
- [48] Martin Heusel, Hubert Ramsauer, Thomas Unterthiner, Bernhard Nessler, and Sepp Hochreiter. Gans trained by a two time-scale update rule converge to a local nash equilibrium. In *Advances in neural information processing systems*, pages 6626–6637, 2017.
- [49] Elad Richardson, Yuval Alaluf, Or Patashnik, Yotam Nitzan, Yaniv Azar, Stav Shapiro, and Daniel Cohen-Or. Encoding in style: a stylegan encoder for image-to-image translation. *arXiv preprint arXiv:2008.00951*, 2020.

- [50] João Paulo Pesce, Diego Las Casas, Gustavo Rauber, and Virgílio Almeida. Privacy attacks in social media using photo tagging networks: a case study with facebook. In *Proceedings of the 1st Workshop on Privacy and Security in Online Social Media*, pages 1–8, 2012.
- [51] Nitya Vyas, Anna C Squicciarini, Chih-Cheng Chang, and Danfeng Yao. Towards automatic privacy management in web 2.0 with semantic analysis on annotations. In *2009 5th International Conference on Collaborative Computing: Networking, Applications and Worksharing*, pages 1–10. IEEE, 2009.
- [52] Anna C Squicciarini, Heng Xu, and Xiaolong Zhang. Cope: Enabling collaborative privacy management in online social networks. *Journal of the American Society for Information Science and Technology*, 62(3):521–534, 2011.
- [53] The New York Times. San Francisco Bans Facial Recognition Technology, 2019.
- [54] Yunqian Wen, Bo Liu, Rong Xie, Yunhui Zhu, Jingyi Cao, and Li Song. A hybrid model for natural face de-identification with adjustable privacy. In *2020 IEEE International Conference on Visual Communications and Image Processing (VCIP)*, pages 269–272. IEEE, 2020.
- [55] Seong Joon Oh, Rodrigo Benenson, Mario Fritz, and Bernt Schiele. Faceless person recognition: Privacy implications in social media. In *European Conference on Computer Vision*, pages 19–35. Springer, 2016.

This figure "test.png" is available in "png" format from:

<http://arxiv.org/ps/2103.07073v1>