

Learning to Optimize DAG Scheduling in Heterogeneous Environment

Jinhong Luo
Shanghai Jiao Tong University
HUAWEI Noah's Ark Lab
optimusprime1997@sjtu.edu.cn

Xijun Li
HUAWEI Noah's Ark Lab
MIRA Lab, USTC
xijun.li@huawei.com

Mingxuan Yuan
HUAWEI Noah's Ark Lab
Yuan.Mingxuan@huawei.com

Jianguo Yao
Shanghai Jiao Tong University
jianguo.yao@sjtu.edu.cn

Jia Zeng
HUAWEI Noah's Ark Lab
Zeng.Jia@huawei.com

ABSTRACT

Directed Acyclic Graph (DAG) scheduling in a heterogeneous environment is aimed at assigning the on-the-fly jobs to a cluster of heterogeneous computing executors in order to minimize the makespan while meeting all requirements of scheduling. The problem gets more attention than ever since the rapid development of heterogeneous cloud computing. A little reduction of makespan of DAG scheduling could both bring huge profits to the service providers and increase the level of service of users. Although DAG scheduling plays an important role in cloud computing industries, existing solutions still have huge room for improvement, especially in making use of topological dependencies between jobs. In this paper, we propose a task-duplication based learning algorithm, called *Lachesis*, for the distributed DAG scheduling problem. In our approach, it first perceives the topological dependencies between jobs using a specially designed graph convolutional network (GCN) to select the most likely task to be executed. Then the task is assigned to a specific executor with the consideration of duplicating all its precedent tasks according to a sophisticated heuristic method. We have conducted extensive experiments over standard workload data to evaluate our solution. The experimental results suggest that the proposed algorithm can achieve at most 26.7% reduction of makespan and 35.2% improvement of speedup ratio over seven strong baseline algorithms, including state-of-the-art heuristics methods and a variety of deep reinforcement learning based algorithms.

ACM Reference Format:

Jinhong Luo, Xijun Li, Mingxuan Yuan, Jianguo Yao, and Jia Zeng. 2024. Learning to Optimize DAG Scheduling in Heterogeneous Environment. In *KDD '21: The 27th ACM SIGKDD Conference on Knowledge Discovery and Data Mining, August 14-18, 2021, Singapore*. ACM, New York, NY, USA, 12 pages. <https://doi.org/10.1145/nnnnnnn.nnnnnnn>

Permission to make digital or hard copies of all or part of this work for personal or classroom use is granted without fee provided that copies are not made or distributed for profit or commercial advantage and that copies bear this notice and the full citation on the first page. Copyrights for components of this work owned by others than ACM must be honored. Abstracting with credit is permitted. To copy otherwise, or republish, to post on servers or to redistribute to lists, requires prior specific permission and/or a fee. Request permissions from permissions@acm.org.

KDD '21, August 14-18, 2021, Singapore

© 2024 Association for Computing Machinery.

ACM ISBN 978-x-xxxx-xxxx-x/YY/MM...\$15.00

<https://doi.org/10.1145/nnnnnnn.nnnnnnn>

1 INTRODUCTION

Scheduling in a distributed system (e.g., data center and cloud) has become a perpetually significant problem with the rapid development of parallel and distributed computing. A little improvement of execution efficiency of the distributed system could both bring huge profits to the service providers and increase the Level of Service (LOS) for clients [1]. To this end, we are supposed to assign jobs to a suitable computation resource (also called executor) within the distributed system to complete jobs as soon as possible while meeting all requirements of service. Furthermore, the heterogeneous computation infrastructure has become popular nowadays cloud infrastructure and the topological structure of job to be scheduled in cloud has become more complicated than before. Due to the above respects, the Directed Acyclic Graph (DAG) scheduling problem under heterogeneous environment gets more attention than ever.

In the problem, a job to be scheduled consists of many tasks among which there is a determined dependent relationship. A directed acyclic graph could be utilized to describe the above dependency. The job is said to be completed once all its tasks have been finished on executors following the given dependency. The task is the minimum scheduling object. Our goal is to finish on-the-fly jobs within a cluster of executors with one or more optimized metrics (e.g., makespan, average complete time and so on) via assigning each task to an appropriate executor subject to all dependencies between tasks. Moreover, the heterogeneity of executors is also concerned here, which refers to that in the cluster the computation and communication capacity of executors might differ from each other. The DAG scheduling problem with homogeneous executors has been proved NP-hard [6]. Thus, the heterogeneity of executors greatly increases the complexity of the NP-hard problem.

Many previous works have been proposed to solve the DAG scheduling problem under different settings, which falls into two categories, heuristics and learning-based algorithm. The heuristics are human-made rules, mainly including list scheduling, cluster-based scheduling and task duplication-based scheduling [20]. List scheduling [18] divides the scheduling process into two-phase work, task selection and executor allocation. Cluster-based scheduling [21] clusters the tasks by heuristic rules to resolve the dependencies and assigns different task clusters to specific executors by the assignment strategy. Task duplication-based scheduling [4] duplicates

task properly to reduce communication cost to minimize the completion time of all jobs. Generally, task duplication technique is combined with list scheduling or cluster-based scheduling to improve the scheduling result. The heuristics design mainly relies on experts' experience and do not take fully advantages of topological structure of jobs. Naturally, learning-based algorithms are proposed in order to address the above issues. Mao *et. al.* proposed Decima algorithm [13] that makes use of machine learning to learn the task dependencies and executor information automatically in order to generate an efficient scheduling, which is more precise and robust than heuristic algorithms.

It is extremely hard to design a globally optimized solution to DAG scheduling problem under our settings. The challenges could be summarized as follows. First, information about all jobs is not known before scheduling. The jobs are continuously submitted by clients to the distributed system, which determines that the optimal scheduling solution under this dynamic setting could only be close to that under static settings where all information is known before scheduling. Second, all dependencies of tasks and other requirements must be satisfied, which requires the algorithm to comprehensively consider the topological structure of jobs. Third, the heterogeneity of executors makes the calculation of an optimal solution more difficult. To address above challenges, a task-duplication based learning algorithm named *Lachesis* is proposed, which incorporates GCN with an elaborated heuristic in a two-phase scheduling framework. In the first phase, *Lachesis* perceives the dependencies between all existing tasks using a specially designed GCN, followed by a policy network to select one task to be executed. Then a heuristic method is designed to assign the task to the most 'appropriate' executor and meanwhile decide whether to duplicate all its precedent tasks or not.

Our technical contributions are three-fold:

- We define a DAG scheduling problem in a heterogeneous environment, where the executors might differ from each other on the capabilities of computation and communication. Meanwhile, the task to be executed in the environment is allowed to be duplicated on multiple executors.
- We design a task-duplication based learning algorithm, which incorporates the GCN with heuristics in a two-phase framework. The two phases are in charge of task selection and executor allocation respectively. Specifically, in the first phase we adapt the GCN in order to deal with DAGs of arbitrary shapes and sizes and complex dependencies. Besides responsible for executor allocation, the heuristics used in the second phase also consider the duplication of tasks over multiple executors.
- We evaluate the proposed algorithm with extensive experiments. The experimental results show that our approach achieves at most 26.7% reduction of makespan and 35.2% improvement of speedup ratio over seven strong baselines.

The remainder of this paper is organized as follows. The previous works are discussed in Section 2. A formal definition of the problem is given in Section 3. Our approach to solve the problem is presented in Section 4. The experimental results are reported in Section 5, followed by conclusion in Section 6.

2 RELATED WORK

Much work has been contributed to solving DAG scheduling problem. Domain resource fairness (DRF) [7] algorithm schedules different types of resources to satisfy several highly desirable properties especially fairness. The Shortest-job-first (SJF) algorithm schedules the shortest job preferentially. Tetris [9] schedules many types of executors with an analog of shortest-running-time-first to trade-off cluster efficiency for speeding up individual jobs.

List scheduling is widely used for DAG scheduling. Heterogeneous earliest finish time (HEFT) algorithm [18] is a highly efficient list scheduling algorithm. Specifically, HEFT prioritizes the task with a high-level feature and allocates executors for tasks with a heuristic search algorithm. Besides, Critical-path-on-a-Processor (CPOP) algorithm [18] is another list scheduling algorithm which allocates the fastest executors for the tasks on critical path and matches other executors with other tasks. Moreover, the dynamic level scheduling (DLS) algorithm [15] chooses a pair of tasks and executors which maximize a dynamic attribute combined with tasks and executors, which is also a list scheduling algorithm.

The scheduling policy is able to duplicate some tasks to save time for data communication in task duplication scenario. Task duplication based scheduling (TDS) algorithm [4] uses clustering scheduling method to generate a schedule only considering duplicating the critical parent task. Duplication first and reduction next (DFRN) algorithm [10] based on list scheduling method duplicates the task firstly and reduces the redundant task secondly. Task duplication based clustering algorithm (TDCA) [11] generates a schedule through four steps: cluster initialization, task duplication, process merging, and task insertion.

Different from the aforementioned heuristic algorithms, learning-based algorithms are based on learning method such reinforcement learning [17], deep learning [8] to solve DAG scheduling problem efficiently. Decima [13] using RL to train a deep neural network to schedule the jobs on spark cluster is closest to *Lachesis* in problem and approach. However, Decima only handles the scheduling in homogeneous environment and detachable jobs without considering data transmission time existing in job DAG. Furthermore, task duplication is not supported by Decima. DeepWave [16] proposed by Sun *et. al.* also uses RL to train a neural network to schedule coflow in job DAG in order to reduce Job Complete Time (JCT). Ni *et. al.* proposed Dream [14] which places a data processing node on a suitable resource to maximize the throughput of the whole process using GCN and RL.

3 THE PROBLEM

DAG scheduling problem in heterogeneous environment widely exists in distributed computing systems. The jobs to be executed are continuously submitted by clients to the distributed system which is composed of heterogeneous executors. In particular, each job consists of tasks, in which there are determined dependencies. One task could be executed on one executor if 1) all its precedent tasks have been finished and 2) corresponding data needed is available. A job is said to be completed if all tasks of it have been finished by corresponding executors. One is supposed to appropriately assign tasks to executors in order to complete on-the-fly jobs as soon as possible while meeting all requirements of scheduling.

Specifically, the goal of this work is to minimize the makespan. A relatively formal problem description is given below. For ease of reading, we summarize all variables used in this paper in Table 1.

DEFINITION 1 (ACTUAL FINISH TIME). $AFT(n_i, r_k)$ represents actual finish time for node n_i executed on executor r_k , which can be calculated as follows:

$$AFT(n_i, r_k) = AST(n_i, r_k) + \frac{w_i}{v_k} \quad (1)$$

where $AST(n_i, r_k)$ denotes actual start time for node n_i is executed on executor r_k .

DEFINITION 2 (EARLIEST START TIME). $EST(n_i, r_j)$ represents the earliest start time for node n_i executed on executor r_j , which can be calculated by:

$$EST(n_i, r_j) = \max_{n_p \in \varphi(n_i)} \left(\min_{r_p \in R_{n_p}} AFT(n_p, r_p) + \frac{e_{p,i}}{c_{p,j}} \right) \quad (2)$$

$$EFT(n_i, r_j) = EST(n_i, r_j) + \frac{w_i}{v_j} \quad (3)$$

Obviously, the earliest start time and the earliest finish time depends on actual finish time of parent nodes and dependent data transmission time.

DEFINITION 3 (MAKESPAN). *Makespan is completion time of the workload which is significant to execution efficiency of the whole process. Our target in the DAG scheduling problem is minimizing the makespan, which can be defined as follows:*

$$\text{Objective} : \min(\text{makespan}(\text{Job})) \quad (4)$$

where $\text{Job} = \{J_1, J_2, \dots, J_k\}$ represents the set of jobs in the system.

The DAG scheduling problem can be illustrated as follows. Given the dependency relations of tasks, the computation size of the task, the size of data transferred between tasks, speed of computation for executors, and speed of data transmission for executors, the DAG scheduling is to schedule the tasks on executors to minimize the makespan. In order to simplify the problem properly, we assume that every task can be executed by executors successfully without considering execution failure. Furthermore, we assume that $\frac{w_i}{v_j}$ represents all time for task n_i executed on executor r_i avoiding considering the changes of the processing speeds of executors. In addition to assumptions, the constraints of the problem are also significant to the scheduling process. And some constraints must be satisfied in scheduling process. The constraints can be demonstrated as follows:

1) *Constraints for tasks:* Firstly, all tasks are atomic, and they can't be preempted by another task if they are running on executors. Secondly, a task should be assigned to at least one executor to be executed. If it is assigned to more than one executor, the result of the same task executed on different executors is also the same. Thirdly, a task can be executed by an executor until all of its dependencies are satisfied and all data required is transferred to the assigned executor. Finally, tasks can be noticed and processed if and only if the corresponding job arrives at the system.

2) *Constraints for executors:* First of all, $|R| \in \mathcal{N}$ indicates that the number of executors in the system is limited. Then, every executor can only execute a task at the same time. In other word, the

execution of different tasks assigned on the same executor is exclusive. Finally, $v_i \neq v_j, i \neq j$ represents that the processing speeds of executors may be different.

3) *Constraints for communication:* In the first place, result data can only be transferred from one executor to another executor after the task generating result data is completed. In the second place, data transfer time is communication data size divided by transfer speed between two executors if the parent task and the children task aren't assigned to the same executor, and otherwise 0.

The main challenges of DAG scheduling in a heterogeneous environment could be summarized as follows.

Complex dependencies. Data processing platforms and query compilers such as Hive, Hadoop, and Spark-SQL create jobs which usually have a DAG structure. Generally, the DAG is complicated and arbitrary due to tens or hundreds of tasks and countless data transmissions. An optimal scheduler should ensure that the tasks are executed in parallel as much as possible and no task is blocked by the dependencies of the task under the condition of available executors. In order to realize the above targets, the scheduling algorithm should understand the complex dependencies of tasks and plan ahead to assign the tasks to executors properly. Evidently, it is of great importance to learn from the DAG structure for designing an ideal scheduling algorithm. On the contrary, the traditional algorithms just enqueue different available tasks by a high-level attribute directly without taking advantage of dependencies fully.

Heterogeneous environment. Executors within a large scale cluster or cloud environment are usually heterogeneous, which probably have different computing speed, memory size, and transmission bandwidth. Furthermore, the difference in computing speed may cause a huge difference in computation time when executors deal with the same task. So allocating the task to a suitable executor is able to reduce execution time. Certainly, a naive idea is allocating all tasks to the fastest executor to get minimum time of task execution. However, the allocation strategy damages the parallelism of all task execution process. Although it obtains minimum execution time of a single task. In addition, the execution time of two similar tasks executed by two slow executors parallel is not less than executed by a fast executor when the processing speed of the fast executor is twice the slow executor. Therefore, an ideal scheduling algorithm should consider not only the parallelism of execution but also the difference in processing speed. In other words, the heterogeneity of executors makes a huge room for improvement of efficiency of DAG scheduling systems. Evidently, the task should be assigned to a specified executor which is more complicated than assignment in a homogeneous environment.

Continuous arrival of jobs. In addition to understanding task dependencies and executor heterogeneity, an ideal DAG scheduling algorithm should also deal with the situation that many jobs arrive in the system continuously. For the data processing platform, the jobs are submitted by different clients randomly. Hence, the DAG scheduling algorithm should schedule the tasks to executors continuously and plan ahead for the future arrival jobs. The future jobs arriving at the platform will change the current DAGs' structure. On the contrary, some existing algorithms only handle the situation where all jobs arrive at the system at start time. They can optimize the schedule result iteratively and modify the existing assignment gradually due to the changeless DAGs. Therefore,

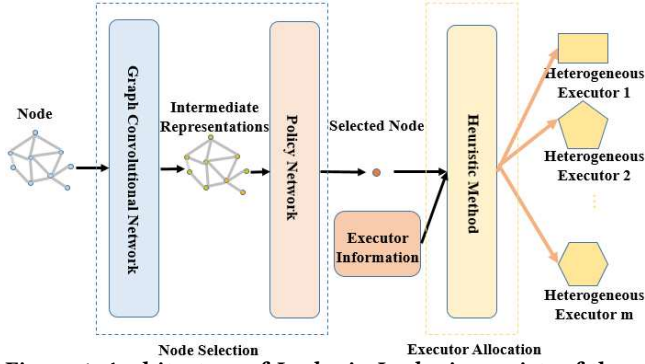


Figure 1: Architecture of *Lachesis*. *Lachesis* consists of three components: graph convolution network, policy network, heuristic method. The scheduling process consists of the node selection phase and the executor allocation phase.

the DAG scheduling algorithm in continuous environment should make an assignment immediately which would be executed in time. Besides, every assignment decision should be completed in a short period of time to avoid blocking the execution of tasks.

4 THE SOLUTION

This section presents the details of our proposed algorithm *Lachesis*. Specifically, the whole structure of *Lachesis* is illustrated in Figure 1. As shown in the figure, *Lachesis* is composed of three parts: GCN, policy network and heuristic algorithm. Moreover, the figure also shows that the scheduling process is divided into two phases: the node selection phase and the executor allocation phase. In the node selection phase, *Lachesis* uses modified graph convolutional network (MGNet) to learn the complex relationship no matter tasks in the same job or in different jobs. Then, MGNet generates high-level representation of the handled relationship and transfers it to the policy network. Next, the policy network takes high-level representation as input data to select the next execution task. Finally, *Lachesis* uses a heuristic search algorithm to assign the selected task to a suitable executor and decide to duplicate the corresponding task or not. *Lachesis* repeats the above process until all tasks are assigned to executors. Apparently, using RL combined with a heuristic method to address those challenges is a compromise strategy. In particular, this kind of algorithm framework adopts the advantages of RL and heuristic method to ensure high quality of results and fast speed of computation process. Based on this framework, the whole process can handle scalable task information and heterogeneous executor states.

4.1 Node Embedding

The information of jobs in the system should be transferred to the *Lachesis* to generate a proper schedule. Obviously, a naive idea is to construct a flat vector with all features of a job to represent the job in the system. However, it is hard to represent the complicated relationship between different tasks through a flat vector. Hence, the policy network dealing with the flat vector directly can't harness complex relationship information.

The number of jobs in the system changes all time, which varies from zero to a thousand. And the length of the flat vector is proportional to the scale of jobs in the system. However, a large policy

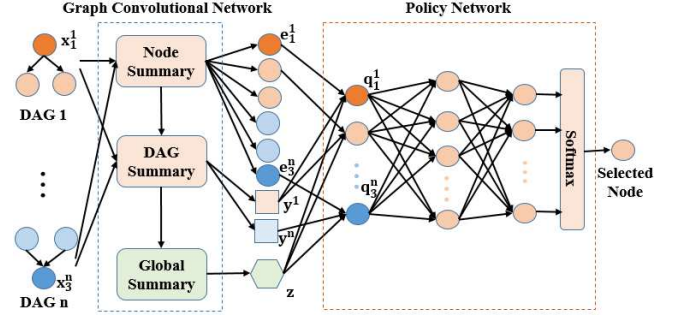


Figure 2: GCN and the policy network used in *Lachesis*. Node summary, DAG summary, and global summary are embedding results of three corresponding dimensions. Policy network consists of fully connected layers and a softmax layer. network handling the enormous flat vector for large scale jobs is hard to train.

Faced with many jobs in the system, an ideal scheduling algorithm should handle job information efficiently regardless of the scale of input data. Therefore, we use MGNet to deal with scalable job information by extracting high-level representation. Specifically, the high-level representation containing the learned information from jobs is helpful for the policy network to select the next task.

What time to execute the scheduling algorithm in the continuous execution mode is also significant. The scheduling algorithm should interact with the scheduling events because it can't schedule tasks all the time. In particular, the scheduling events happen when a job arrives at the system, a task is completed by executor and the system contains unassigned executable tasks. For each scheduling event, *Lachesis* probably schedules a task to the corresponding executor and updates information of the left tasks and executors.

In order to select the next node, we design the neural network model as Figure 2 showing, which includes a GCN and a policy network. In detail, the GCN extracts the DAG structure from the unassigned jobs and the policy network deals with the representation to select the max probability executable node.

GCN is a kind of neural network that is dedicated to dealing with data with topology structure. Therefore, it is suitable for a GCN to deal with tasks with complicated relationships. The GCN [3] is able to encode current state information containing the attributes of tasks and jobs and the DAG structure of jobs into a set of embedding vectors. MGNet is based on the GCN [5], which is modified to suit the environment of scheduling. The three layers embedding (per-node embedding, per-job embedding and global embedding) [13] are used in our MGNet to extract the DAG structure of multiple jobs efficiently. The computation of every MGNet layer can be expressed as follows:

$$e_n^j = g \left[\sum_{u \in \xi(n)} (e_u^j) \right] + x_n^j \quad (5)$$

In Eq. (5), vector x_n^j represents the node attributes corresponding to tasks in Job j . *Lachesis* constructs a per-node embedding

$(G_j, x_n^j) \mapsto e_n^j$. Eq. (5) illustrates the fundamental calculation operation of MGNet of *Lachesis*. Similarly, the per-job embedding and global embedding can be calculated as Eq. (5) [13].

MGNet learns the characteristics of nodes in a system by processing the features of nodes, which have a significant impact on the representation ability of MGNet. Evidently, good features of nodes may help the model represent DAG information clearly. And some high-level features such as $rank_{up}$ and $rank_{down}$ can represent the DAG information about the task, which are beneficial to the MGNet to process the problem structure. For instance, $rank_{up}$ and $rank_{down}$, which can be calculated as Eq. (6) and (7) respectively, represent the length from the node to exit node (the node without children nodes) and the length from the task to the entry node (the node without parent nodes) [18] respectively. In other words, the two features indicate the approximate position of the belonging DAG for the corresponding node. In particular, the job attributes contain the number of left tasks and the sum of average execution time for left tasks. Moreover, the node features contains all the features from the corresponding job such as the average left execution time, the average time cost of incoming data, the average time cost of outgoing data, $rank_{up}$, and $rank_{down}$.

$$rank_{up}(n_i) = \frac{w_i}{\bar{v}} + \max_{n_j \in \xi(n_i)} \left(\frac{e_{ij}}{c_{ij}} + rank_{up}(n_j) \right) \quad (6)$$

$$rank_{down}(n_i) = \max_{n_j \in \varphi(n_i)} \left(rank_{down}(n_j) + \frac{w_j}{v_j} + \frac{\bar{e}_{ji}}{c_{ji}} \right) \quad (7)$$

In Eq. (6), \bar{v} means the average speed of all executors, and e_{ij} indicates the data size transferred from node n_i to node n_j . Generally, the $rank_{up}$ value of node n_i equals the average execution time of itself adding the maximum value of the sum of communication cost and the maximum $rank_{up}$ of children nodes. Hence, $rank_{up}$ value is the maximum execution time for the paths from the node to exit node. Similarly, $rank_{down}$ value represents the maximum execution time for the paths from the entry node to the corresponding node.

After a multi-layer data processing, we get the three different dimension representations of the jobs in the system. Next, the policy network processes high-level representation from the MGNet through a fully connected neural network. The policy network should compute the selection probability of every node and select the next node as output. Therefore, it scores the features of a node with three-dimension representations and a non-linear function $q(\cdot)$. After the processing of a multi-layer fully connected neural network, a softmax layer is used to compute the probability of every node with the obtained scores. The probability of every node can be calculated as follows:

$$P(n) = \frac{\exp(q_n^i)}{\sum_{u \in \mathcal{A}_t} \exp(q_u^{j(u)})} \quad (8)$$

In Eq. (8), $P(n)$ represents the probability of the node n and q_n^i represents the score for the node n in job J_i . And \mathcal{A}_t indicates the executable node set for current state which is computed at every node selection step.

After the process of MGNet and policy network, the scheduling algorithm is able to select the next node based on current information which is a key part of the whole algorithm. Then, the selected node is supposed to be assigned to a suitable executor to minimize finish time of the node. Evidently, we can get a good schedule with a small makespan if we minimize the finish time of every node at every assignment step.

4.2 Executor Allocation

Assigning a node to a suitable executor is another important step for the whole scheduling process. Obviously, a simple idea is making use of a neural network model to deal with node information and executor information to select a pair of nodes and executors at the same time. It handles the task and executor information together to generate an assignment pair which can be executed directly without other computation. However, the decision space of the neural network model would be the product of executable tasks and available executors which are too large to converge to a stable state. Therefore, we design a two-phase algorithm to cope with the problem which is capable of reducing the decision space, which includes the node selection phase and the executor allocation phase. In the first place, in the node selection phase, the algorithm only focuses on handling job information without considering executor information. In the second place, in the executor allocation phase, the model only makes decisions about executor information with the determinate selected node.

A heterogeneous environment makes the executor allocation more difficult than a homogeneous environment. Considering task duplication, task assignment should balance the computing cost and communication cost. In fact, heterogeneous executor information is standard and easy to deal with if the next node is determined. Therefore, we choose a heuristic search algorithm to allocate an executor for the selected node by considering execution efficiency.

Task duplication should be considered under many conditions. Apparently, duplicating a task on different executors will probably reduce the earliest start time for the children tasks directly by saving communication cost. Besides, duplicating many tasks on different executors may also be beneficial to reduce the makespan in some cases. However, the online job processing procedure requires the algorithm to deal with the jobs as soon as possible. And the assignment generated by the algorithm is not changeable because it may be executed immediately. So it is not possible to optimize the assigned schedule through trying different duplication schedules.

Considering the efficiency of execution and the continuous execution model, we design the DEFT algorithm attempts to try to duplicate one parent node of the selected node to reduce the makespan avoiding duplicating multiple tasks simultaneously in at a single assignment step. In order to compute the earliest finish time of the selected node in task execution mode, copy parent earliest finish time algorithm (CPEFT) duplicates one parent of the select node on the executor before computing. In some cases, the earliest finish time in duplication execution mode is not less than that in common execution mode. So DEFT algorithm comprised of EFT and CPEFT is supposed to compare the result of EFT with that of CPEFT to obtain the minimum result. The CPEFT algorithm can be calculated as follows:

$$AFTC(n_k, n_i, r_j) = \min_{r_k \in R_{n_k}} \left(AFT(n_k, r_k) + \frac{e_{ki}}{c_{kj}} \right) \quad (9)$$

$$CPEFT(n_p, n_i, r_j) = \max_{n_m \in \varphi(n_i), n_m \neq n_p} [AFTC(n_p, n_i, r_j), AFTC(n_m, n_i, r_j)] + \frac{w_i}{v_j} \quad (10)$$

In Eq. (10), CPEFT attempts to duplicate each parent node of the selected node to calculate the earliest finish time and selects the minimum result. R_{n_p} is the set of allocated executors for node n_p ; AFT and AFTC are calculated as Eq. (1) and Eq. (9). So DEFT can be calculated as follows:

$$DEFT(n_i) = \min \left[\min_{r_k} EFT(n_i, r_k), \min_{n_p \in \varphi(n_i)} CPEFT(n_p, n_i, r_j) \right] \quad (11)$$

In Eq. (11), the DEFT algorithm selects the minimum result in the results of EFT and CPEFT, which ensures that the result is the minimum one no matter duplicate the parent node or not. Appendix B provides the details of DEFT algorithm. Briefly, the heuristic algorithm DEFT searches all the executors and selects the earliest finish time assignment considering task duplication.

The heuristic algorithm makes the selected node matched with a suitable executor through two loops in a short time. In summary, we can calculate an assignment for a node through the node selection phase and the executor allocation phase.

4.3 Algorithm Training

Training the aforementioned algorithm model to suit the continuous execution environment is an intractable problem for *Lachesis*. *Lachesis* assigns a node to an executor at one step, and it repeats this procedure until all nodes are assigned. Once a node is assigned to an executor, the algorithm will decide the next node based on updated information about jobs and executors.

RL training proceeds in episodes to optimize the objective. Each episode contains many scheduling events and actions generated by *Lachesis*. We use T and t_k to represent the number of actions in an episode which can vary in different episodes and the wall clock time for k^{th} action respectively. Usually, the RL framework requires a reward to navigate the model to achieve the designed target. So after every action, *Lachesis* generates a reward of r_k based on the high-level scheduling objective in the training process. For instance, *Lachesis* penalizes the agent $r_k = -(t_k - t_{k-1})$ after the k^{th} action if the objective is minimizing the makespan. Minimizing the expected time-average of penalties $E[\frac{1}{T} \sum_{k=1}^T (t_k - t_{k-1})]$ is the target of the RL reward.

Lachesis uses synchronous actor-critic method [2] for RL training. Specifically, this method uses an actor network to choose the action and a critic network to score the potential selection actions, which is more stable than one network method for model training. In addition, all operations of *Lachesis* from MGNet to the policy network are differentiable. We use the following elements to illustrate the RL model concisely.

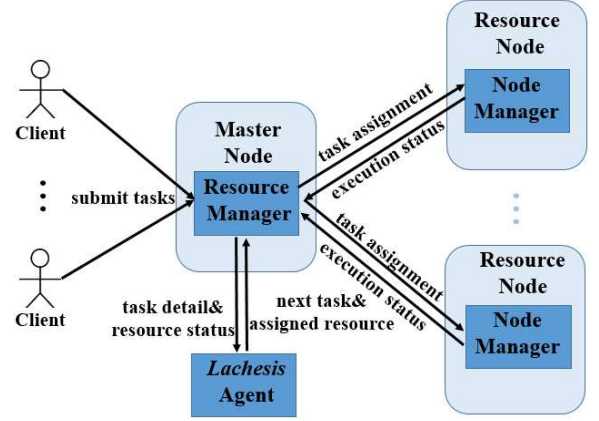


Figure 3: *Lachesis* could be used as a plug-and-play module in data processing platform. Data processing platform consists of a master node and many resource nodes. *Lachesis* provides scheduling decision for master node.

State (s): information about the jobs in the system containing the sum of average execution time of left tasks, the number of left tasks, average communication time, high-level features, etc.

Action (a): the action of selecting the next task.

Reward (r): $r_k = -(t_k - t_{k-1})$ which minimizes the makespan.

Provided that the agent collects the observation (s_k, a_k, r_k) in the episode which has T actions. *Lachesis* uses the actor-critic method to update the parameters θ of the policy $\pi_\theta(s_t, a_t)$ as follows:

$$\theta \leftarrow \theta + \alpha \nabla_\theta \log \pi_\theta(s_k, a_k) Q_w(s_k, a_k) \quad (12)$$

In Eq. (12), α , $Q_w(s_k, a_k)$, and $\log \pi_\theta(s_k, a_k)$ represent the learning rate, the score generated by the critic network for current (s_k, a_k) and the various directions of the action a_k on the state s_k in the parameter space. Briefly, the goal of the equation is to get a better-than-average reward through changing the probability of the task being selected based on the score. Appendix C provides more details about algorithm training.

5 EVALUATION

5.1 Implementation

We implement *Lachesis* as a plug-and-play scheduling service using Python, which can communicate with the data processing platform. Usually, the data processing platform consists of a master node and many resource nodes. The resource node executes the tasks dispatched by the master node and reports information about the resource node to the master node through the node manager which is an application in the resource node. Similarly, the resource manager dispatching tasks is an application of the master node.

The running procedure of the data processing platform with a *Lachesis* agent can be described as follows. First of all, clients submit jobs to the data processing platform as Figure 3 showing. Then, the resource manager sends information about jobs and executors to *Lachesis* agent and gets an assignment for the next task from *Lachesis*. Next, the resource manager dispatches the task to the corresponding resource node based on the decisions of *Lachesis* agent. Particularly, the resource node reports the execution status to the

master node with heartbeats. Therefore, *Lachesis* can be easily integrated into the data processing platform as a plug-and-play module. *Lachesis* agent only gets information from the master node and computes an assignment for the next task. The information that the master node transfers to *Lachesis* agent is state observation and resource status. State observation is described in Section 4.1. Resource status contains available execution time of the executor and the list of executed tasks on the resource node.

As for the detailed implementation of MGNNet in *Lachesis*, it consists of a three-layer modified graph convolution neural network which uses the technique of sharing parameters. Specifically, each layer only contains two non-linear function $f(\cdot)$ and $g(\cdot)$. Besides, the policy network contains three hidden fully connected layers with 32, 16, 8 units on each layer, respectively. As mentioned above, the RL neural network is a light-weight model which infers the next task less than 30 ms in most situations. For the heuristic method DEFT, it will cost M computations if it doesn't duplicate the parent nodes where M is the number of executors. Considering duplicating a parent node in every assignment step, it takes $P * M$ computations where P is the number of parent tasks. So the complexity of the assignment one task to executor is $O(PM)$. For all tasks in the system, the complexity of the whole process is $O(EM)$ where E is the number of edges.

A simulated environment for the data processing platform is beneficial to the offline training of *Lachesis*. Generally, training the RL model in a real environment occupies many executors with a low speed for training. Therefore, we designed a simulator for the data processing platform and trained our model on it. The details of the simulator are demonstrated in Appendix D. The RL model trained with the simulator can be integrated with the true data processing platform well to generate good assignments for the system.

5.2 Experiment Settings

Dataset. The experiment dataset is generated from TPC-H workload [19], which is a decision support benchmark. Specifically, the workload mainly contains TPC-H queries which are executed on a real data processing platform. In order to avoid processing the complex real environment, we extract the key information about task dependencies and workload size from the workload and evaluate *Lachesis* in the simulated environment with the TPC-H workload. Because the scheduling algorithm should be able to process jobs regardless of scale, we evaluate it with small scale jobs and large scale jobs. The jobs are selected from the TPC-H workload with six size types (2, 5, 10, 50, 80 and 100 GB) and 22 different job shapes. For the heterogeneous executors, we focus on processing speed of executors. So we collect the frequency of the Intel CPU range from 2.1 to 3.6 GHz. We simulate 50 executors in experiments and set computing speed from the frequency table randomly to realize the heterogeneity. In order to simplify the scheduling problem, we assume that transfer speed is the same between different executors.

Compared baselines. Seven strong baselines are compared with the proposed *Lachesis*:

1) First-In-First-Out (FIFO) scheduling method. It executes jobs based on an ascending order of arrival time that they arrive at the platform. And the algorithm uses the DEFT algorithm in the executor allocation phase.

2) Short Job First (SJF) scheduling method. It prioritizes the executable tasks by an ascending order of arrival time to generate the execution order. Similarly, the algorithm also allocates the selected task to an executor through DEFT algorithm.

3) HEFT algorithm. It is a high efficiency heuristic scheduling algorithm in non-duplication and batch mode. It prioritizes the tasks with high-level features $rank_{up}$ by a descending order and allocates executors with the EFT algorithm.

4) TDCA algorithm. It makes use of duplication and clustering techniques to minimize the makespan in batch mode.

5) A RL-based scheduling algorithm based Decima named Decima-DEFT. It combines the task selection method from Decima and the DEFT heuristic algorithm.

6) A high $rank_{up}$ first scheduling algorithm. It selects the next task based on the $rank_{up}$ feature. It also uses a DEFT algorithm to allocate executors for the selected task.

7) A high response ratio next (HRRN) algorithm. It selects the next task by the ratio $\frac{t_{wait}}{t_{wait} + t_{execution}}$ where t_{wait} represents the wait time and $t_{execution}$ represents the execution time. DEFT is used for the executor allocation in the algorithm.

Metrics. We use makespan, speedup, and schedule length ratio to measure the performance of the scheduling algorithms. Evidently, different metrics can be used for measuring the performance in different angles. Specifically, makespan is the completion time of all jobs, and the speedup value is sequential execution time divided by actual execution time in batch mode. The sequential execution time is computed by assigning all tasks to the fastest executor. The actual execution time is the time of the generated schedule, also called makespan. The speedup value can be computed as follows:

Metrics. We use makespan, speedup, and schedule length ratio to measure the performance of the scheduling algorithms. Evidently, different metrics can be used for measuring the performance in different angles. Specifically, makespan is the completion time of all jobs, and speedup value is sequential execution time divided by actual execution time in batch mode. The sequential execution time is computed by assigning all tasks to the fastest executor. The actual execution time is the time of the generated schedule, also called makespan. The speedup value can be computed as follows:

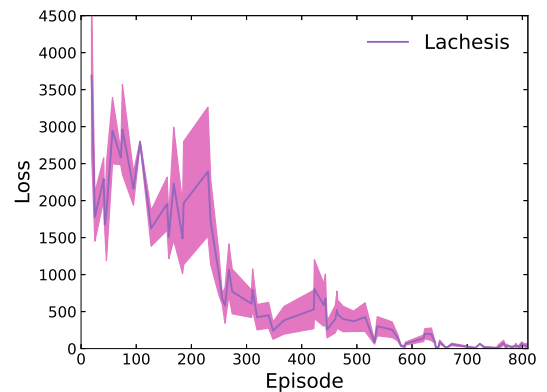


Figure 4: Learning curve of the proposed algorithm

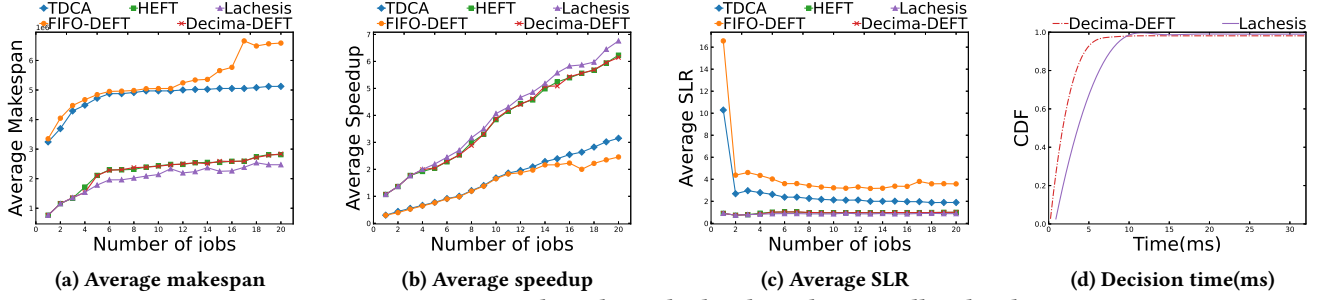


Figure 5: Experimental results under batch mode on small scale jobs

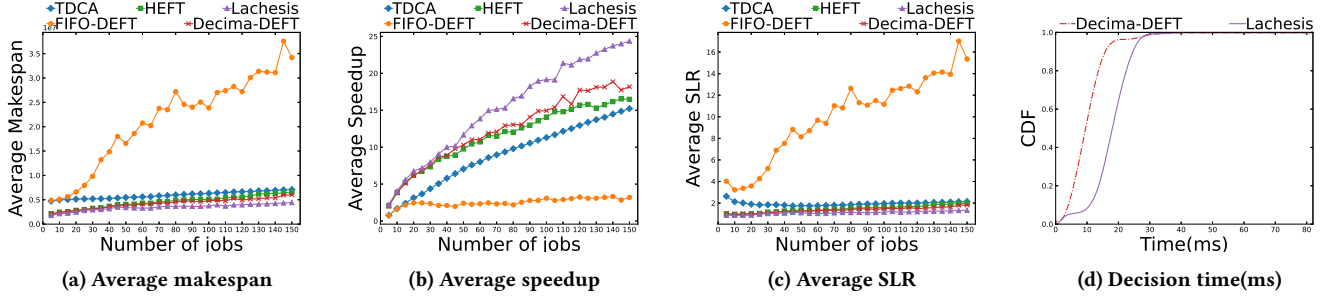


Figure 6: Experimental results under batch mode on large scale jobs

$$Speedup = \frac{\min_{p_j \in Q} \{ \sum_{n_i \in N} w_{i,j} \}}{makespan} \quad (13)$$

In Eq. (13), the numerator is a determinate value for the same executor environment. Therefore, higher speedup value represents less actual execution time which is a better schedule result. Average speedup value is the average result of speedup value, which is used in our experiment to measure the experiment result.

It is necessary to normalize the schedule to compare the performance between different jobs. And the schedule length ratio (SLR) is the makespan of the actual schedule divided by the lower bound execution time, which can normalize the scheduling result. The SLR value of a schedule on the jobs can be defined as follows:

$$SLR = \frac{makespan}{\sum_{n_i \in CP_{min}} \min_{p_j \in Q} \{ w_{i,j} \}} \quad (14)$$

In Eq. (14), the denominator means the sum of execution time for allocating nodes on the critical path (CP_{min}) to the fastest executor. And the critical path of a DAG is the minimum length of entry node to exit node. Besides, the denominator of the fraction only depends on the DAGs and executors without the influence of the scheduling algorithm, which is the lower bound of the problem. Evidently, the scheduling algorithm gets the lowest SLR result in a special situation indicating that it is the best algorithm with respect to performance. In our experiment, the average SLR is used to measure the scheduling algorithm over different jobs.

5.3 Experimental Results

5.3.1 Convergence. Figure 4 shows the loss value of *Lachesis* decreases as episode increases on batch execution mode. *Lachesis*'s loss converges to a small value gradually after 800 episodes. Every training episode only takes less than 100 ms to handle with jobs

arrived at the platform in the beginning, which indicates the high efficiencies of the simulator.

5.3.2 Batch mode. Here we measure the schedules generated by *Lachesis* in batch mode using the aforementioned metrics. In the batch mode, jobs arrive at the system in the beginning and no jobs arrive in the future. The number of jobs in the system ranges from 1 to 20 in a small scale experiment. Besides, we select ten workloads for every different number of jobs to examine the algorithms in order to reduce the inference of randomness.

Figure 5a shows that the average makespan of *Lachesis* is less than the other four baseline scheduling algorithms. Moreover, *Lachesis* can reduce the average makespan of the best baseline algorithm by 15.3% at most. The performance of HEFT is close to that of Decima-DEFT, because the duplication execution mode benefits a little for the makespan in small scale situations. Furthermore, the makespan of FIFO-DEFT is the maximum result in five comparing algorithms because the algorithm only selects the next node by the arrival sequence, which can't utilize the dependencies between different tasks. Noticeably, the result of TDCA is only better than that of FIFO-DEFT indicating that TDCA may be not suitable for this kind of job.

Figure 5b shows that speedup value of *Lachesis* is the maximum value within the five algorithms. This figure demonstrates that *Lachesis* is able to speed up the execution process up to 6.8 times compared to the sequential execution process. The speedup value ascends as the number of jobs ascends, which demonstrates that the more executors are used for execution tasks. Figure 5c reveals that the SLR Value of HEFT, Decima-DEFT and *Lachesis* are close to 1 and the value of *Lachesis* is the minimum value in five algorithms. The SLR value of FIFO-DEFT and TDCA decreases a lot when the number of jobs changes from 1 to 2 because the time of

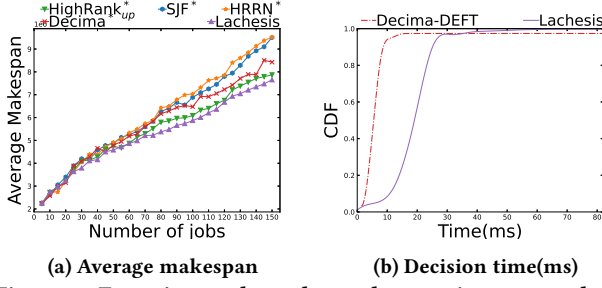


Figure 7: Experimental results under continuous mode on large scale jobs

the critical path increases rapidly. Figure 5d demonstrates that 98% decision operation time of *Lachesis* is less than 14ms, although it is about 3ms bigger than that of Decima-DEFT algorithm.

Figure 6a shows that *Lachesis* is also the best scheduling algorithm within five scheduling algorithms. Furthermore, *Lachesis* reduces the makespan of the second algorithm by 26.7% at most, which shows the advantage of *Lachesis*. We can notice that Decima-DEFT is better than HEFT in most cases in our experiment. Maybe the reason for this situation is that the duplication method of Decima-DEFT plays an important role in reducing the makespan. In addition, FIFO-DEFT is also the worst scheduling algorithm in large scale experiment because it only adopts the arrival order.

Figure 6b shows that the speedup value of *Lachesis* exceeds the other four algorithms substantially. Especially, the speedup value of *Lachesis* exceeds the second algorithm by 35.2% at most. Besides, the speedup value of FIFO-DEFT is almost unchanged after the number of jobs is bigger than 20 due to the unreasonable makespan of the algorithm. Similarly, Figure 6c indicates that *Lachesis* is the minimum value within all value of five algorithms. The SLR value of *Lachesis* and that of Decima-DEFT are between 1 and 2 indicating that the learning method is good for DAGs scheduling situations. The SLR value of TDCA ascends with the number of jobs ascends nearly because the critical path of the special job is almost unchanged and the makespan of TDCA increases. Figure 6d illustrates that 98% decision operations of *Lachesis* can be completed in 30 ms in batch mode of large scale. Obviously, the decision time of two learning algorithms increases with the number of jobs in the system. *Lachesis* is about 10ms slower than Decima-DEFT algorithm.

5.3.3 Continuous mode. In continuous mode, the jobs arrive at the system continuously and the scheduling algorithm needs to schedule online with current job information. Therefore, we let a job arrive at the system in the beginning and the others arrive at the system continuously. In order to simulate the arrival situation of data processing platform, we ensure that the arrival interval is the Poisson distribution with an average interval time of 45 seconds.

Figure 7a shows that *Lachesis* is the best scheduling algorithm compared with other four baseline algorithms in most cases. In particular, SJF*, HRRN*, and HighRank_{up} represents SJF-DEFT algorithm, HRRN-DEFT, and HighRank_{up}-DEFT respectively. Apparently, *Lachesis* is able to reduce the average makespan of the second algorithm by 7.4% at most. Moreover, HighRank_{up}-DEFT is better than Decima-DEFT after the number of jobs is bigger than 50, which indicates that the node selection model of Decima-DEFT

is worse than that of HighRank_{up}-DEFT. Besides, SJF-DEFT is better than the worst algorithm HRRN-DEFT representing that the shortest job first policy is better than the high respond ratio next policy in the node selection phase.

For the data processing platform, scheduling decisions should be made in time to avoid unreasonable wait time. Figure 7b shows that *Lachesis* completes 98% decision operation in 38ms. Hence, *Lachesis* is an efficient algorithm, although it is about 15ms slower than Decima-DEFT.

6 CONCLUSION

In this work, we propose a novel two-phased scheduling algorithm named *Lachesis* which handles node selection using reinforcement learning and copes with executor allocation using a heuristic method. The proposed algorithm could be as a plug-and-play module in any other data processing system which needs to cope with DAG scheduling. Extensive experimental results suggest that our approach can significantly improve current solution on both efficiency and effectiveness.

REFERENCES

- [1] Luiz André Barroso, Jimmy Clidaras, and Urs Hölzle. 2013. *The Datacenter as a Computer: An Introduction to the Design of Warehouse-Scale Machines, Second Edition*. <http://dx.doi.org/10.2200/S00516ED2V01Y201306CAC024>
- [2] A. G. Barto, R. S. Sutton, and C. W. Anderson. 1983. Neuronlike adaptive elements that can solve difficult learning control problems. *IEEE Transactions on Systems, Man, and Cybernetics* SMC-13, 5 (1983), 834–846. <https://doi.org/10.1109/TSMC.1983.6313077>
- [3] Peter W. Battaglia, Jessica B. Hamrick, Victor Bapst, Alvaro Sanchez-Gonzalez, Vinicius Flores Zambaldi, Mateusz Malinowski, Andrea Tacchetti, David Raposo, Adam Santoro, Ryan Faulkner, Çağlar Gülçehre, H. Francis Song, Andrew J. Ballard, Justin Gilmer, George E. Dahl, Ashish Vaswani, Kelsey R. Allen, Charles Nash, Victoria Langston, Chris Dyer, Nicolas Heess, Daan Wierstra, Pushmeet Kohli, Matthew Botvinick, Oriol Vinyals, Yujia Li, and Razvan Pascanu. 2018. Relational inductive biases, deep learning, and graph networks. *CoRR* abs/1806.01261 (2018). [arXiv:1806.01261](https://arxiv.org/abs/1806.01261) <http://arxiv.org/abs/1806.01261>
- [4] Sekhar Darbha and Dharma P. Agrawal. 1998. Optimal Scheduling Algorithm for Distributed-Memory Machines. *IEEE Trans. Parallel Distrib. Syst.* 9, 1 (Jan. 1998), 87–95.
- [5] Michaël Defferrard, Xavier Bresson, and Pierre Vandergheynst. 2016. Convolutional Neural Networks on Graphs with Fast Localized Spectral Filtering. *CoRR* abs/1606.09375 (2016). [arXiv:1606.09375](https://arxiv.org/abs/1606.09375) <http://arxiv.org/abs/1606.09375>
- [6] M. R. Garey and D. S. Johnson. 1979. *Computers and Intractability: A Guide to the Theory of NP-Completeness (Series of Books in the Mathematical Sciences)*. W. H. Freeman.
- [7] Ali Ghodsi, Matei Zaharia, Benjamin Hindman, Andy Konwinski, Scott Shenker, and Ion Stoica. 2011. Dominant Resource Fairness: Fair Allocation of Multiple Resource Types (*NSDI'11*). USENIX Association, USA, 323–336.
- [8] Ian Goodfellow, Yoshua Bengio, and Aaron Courville. 2016. *Deep Learning*. MIT Press.
- [9] Robert Grandl, Ganesh Ananthanarayanan, Srikanth Kandula, Sriram Rao, and Aditya Akella. 2014. Multi-Resource Packing for Cluster Schedulers. In *Proceedings of the 2014 ACM Conference on SIGCOMM* (Chicago, Illinois, USA) (*SIGCOMM '14*). Association for Computing Machinery, New York, NY, USA, 455–466. <https://doi.org/10.1145/2619239.2626334>
- [10] Gyung-Leen Park, B. Shirazi, and J. Marquis. 1997. DFRN: a new approach for duplication based scheduling for distributed memory multiprocessor systems. In *Proceedings 11th International Parallel Processing Symposium*. 157–166. <https://doi.org/10.1109/IPPS.1997.580875>
- [11] K. He, X. Meng, Z. Pan, L. Yuan, and P. Zhou. 2019. A Novel Task-Duplication Based Clustering Algorithm for Heterogeneous Computing Environments. *IEEE Transactions on Parallel and Distributed Systems* 30, 1 (2019), 2–14. <https://doi.org/10.1109/TPDS.2018.2851221>
- [12] Diederik P. Kingma and Jimmy Ba. 2015. Adam: A Method for Stochastic Optimization. In *3rd International Conference on Learning Representations, ICLR 2015, San Diego, CA, USA, May 7-9, 2015, Conference Track Proceedings*, Yoshua Bengio and Yann LeCun (Eds.). <http://arxiv.org/abs/1412.6980>

- [13] Hongzi Mao, Malte Schwarzkopf, Shaileshh Bojja Venkatakrishnan, Zili Meng, and Mohammad Alizadeh. 2019. Learning Scheduling Algorithms for Data Processing Clusters. In *Proceedings of the ACM Special Interest Group on Data Communication* (Beijing, China) (*SIGCOMM '19*). Association for Computing Machinery, 270–288.
- [14] Xiang Ni, Jing Li, Mo Yu, Wang Zhou, and Kun-Lung Wu. 2019. Generalizable Resource Allocation in Stream Processing via Deep Reinforcement Learning. *CoRR* abs/1911.08517 (2019).
- [15] G. C. Sih and E. A. Lee. 1993. A compile-time scheduling heuristic for interconnection-constrained heterogeneous processor architectures. *IEEE Transactions on Parallel and Distributed Systems* 4, 2 (1993), 175–187. <https://doi.org/10.1109/71.207593>
- [16] Penghao Sun, Zehua Guo, Junchao Wang, Junfei Li, Julong Lan, and Yuxiang Hu. 2020. DeepWeave: Accelerating Job Completion Time with Deep Reinforcement Learning-based Coflow Scheduling. 3286–3292. <https://doi.org/10.24963/ijcai.2020/454>
- [17] R. Sutton and A. Barto. [n.d.]. *Introduction to Reinforcement Learning*. MIT Press.
- [18] Haluk Topcuoglu, Salim Hariri, and Min-You Wu. 2002. Performance-effective and low-complexity task scheduling for heterogeneous computing. *Parallel and Distributed Systems, IEEE Transactions on* 13 (04 2002), 260–274.
- [19] TPC-H. 2021. *The TPC-H Benchmarks*. www.tpc.org/tpch/
- [20] Fuhui Wu, Qingbo Wu, and Yusong Tan. 2015. Workflow Scheduling in Cloud: A Survey. *J. Supercomput.* 71, 9 (Sept. 2015), 3373–3418.
- [21] Tao Yang and Apostolos Gerasoulis. 1991. A Fast Static Scheduling Algorithm for DAGs on an Unbounded Number of Processors. In *Proceedings of the 1991 ACM/IEEE Conference on Supercomputing* (Albuquerque, New Mexico, USA) (*Supercomputing '91*). Association for Computing Machinery, New York, NY, USA, 633–642. <https://doi.org/10.1145/125826.126138>

A NOTATION

Table 1: Notation of all variable used in this paper

symbol	description
J	job (DAG)
n	task (DAG node)
w_i	the computation size of node n_i
$j(n_i)$	node n_i 's job
$\varphi(n_i)$	node n_i 's parent
$\xi(n_i)$	node n_i 's children
\mathcal{A}_t	the set of executable nodes at time t
e_{ij}	the size of data transferred from node n_i to node n_j
r_k	the executor in system
v_k	the processing speed of executor r_k
R_{n_p}	the set of executors allocated for node n_p
q_n^j	node score
c_{ij}	the transmission speed between executor r_i and executor r_j
f, g, q	non-linear functions
x_n^j	node feature vector
e_n^j	per-node embedding
EST	the earliest start time
AST	actual start time for job (node)
EFT	the earliest finish time
AFT	actual finish time for job (node)

B DEFT ALGORITHM DETAIL

Algorithm 1: DEFT algorithm

Data: Current node: n_i , executor: R
Result: The minimum finish time and the corresponding mapping

```

1 initialization;
2 for  $r_j$  in  $R$  do
3   compute  $EFT(n_i, r_j)$ ;
4   add  $EFT(n_i, r_j)$  to  $T_{EFT}$ ;
5   for  $n_p$  in  $\varphi(n_i)$  do
6     compute  $CPEFT(n_p, n_i, r_j)$ ;
7     add  $CPEFT(n_p, n_i, r_j)$  to  $T_{CPEFT}$ ;
8   end
9 end
10  $t_{min} = \min(\min(T_{EFT}), \min(T_{CPEFT}))$ ;
```

Algorithm 1 presents the pseudocode for DEFT algorithm as describe in Section 4.2. In this algorithm, T_{EFT} and T_{CPEFT} represents EFT algorithm result set and CPEFT algorithm result set respectively. In particular, the first loop (line 4) selects an executor r_j from the executor set R . Then, we compute the EFT result by assigning the selected task to the selected executor r_j . Next, the second loop (line 7) selects a parent node from the parent node set $\varphi(n_i)$ and computes the CPEFT result. Finally, we get the minimum result in T_{EFT} and T_{CPEFT} (line 10).

Algorithm 2: Actor-critic method for training *Lachesis*

```

1 Initialize the weights of actor  $\mu(s | \theta^\mu)$  and critic  $Q_w(s, a | \theta^{Q_w})$ 
2 for each iteration do
3   Sample a job arrival sequence randomly
4   Sample episode length  $\tau \sim \text{exponential}(\tau_{mean})$ 
5   Receive initial observation  $s_1$ 
6   for  $k = 1$  to  $\tau$  do
7     Select action  $a_k = \mu(s | \theta^\mu)$ 
8     Execution action  $a_k$  and observe reward  $r_k$ , state  $s_{k+1}$ 
9     Let  $y_k = r_k + \gamma Q'_w(s_{k+1}, \mu'(s_{k+1} | \theta^{\mu'})) | \theta^{Q_w}$ 
10    Update critic by minimizing the loss:
11     $L = \frac{1}{N} \sum_i (y_i - Q_w(s_i, a_i | \theta^{Q_w}))^2$ 
12    Update the actor policy:
13     $\nabla_{\theta^\mu} \mu|_{ak} = \frac{1}{N} \sum_k \nabla_{\theta^\mu} \mu(s | \theta^{\mu^2}) \nabla_a Q_w(s, a | \theta^{Q_w})$ 
14    Update the target networks:
15     $\Delta \theta \leftarrow \Delta \theta + \nabla_{\theta} \log \pi_{\theta}(s_k, a_k) Q_w(s_k, a_k)$ 
16  end
17   $\tau_{mean} \leftarrow \tau_{mean} + \epsilon$ 
18   $\theta \leftarrow \theta + \alpha \Delta \theta$ 
19 end
```

C RL TRAINING DETAILS

Algorithm 2 elaborates the pseudocode for *Lachesis* training procedure. Particularly, line 1 initializes the weights of the actor network and critic network. Then, we sample a job arrival sequence randomly (line 3). Next, line 4 samples the episode length τ from an exponential distribution with a small initial mean value τ_{mean} . We select an action a_t and get the new observation after we execute the action in environment (line 7 and 8). Line 9-11 updates the critic policy and the actor policy. We update the two networks on line 13 and increase the length of episode τ_{mean} inspired by the curriculum learning on line 14. Finally, line 15 updates the policy parameter θ of *Lachesis*.

The neural network structure is demonstrated in Section 4.1. Furthermore, the hyperparameters for training *Lachesis* are set as follows. The learning rate is $1e10^{-3}$, and the termination probability decays from $1e10^{-7}$ to $1e10^{-8}$ during training gradually. The optimizer of the training method is the Adam optimizer [12]. The number of continuous jobs in training is less than 1000. *Lachesis* is implemented by Tensorflow. Besides, we use 8 agents to get the reward with the same job sequence in parallel during training.

D SIMULATOR

Simulator is of crucial importance to our DAG scheduling algorithm *Lachesis* which is responsible for interaction between agents and environment. The setting parameters of job sequences and executors are fed into the simulator to simulate how data is processed in a data processing platform. The simulator running details in an episode are demonstrated in Algorithm 3.

At the initialization step, job sequences, executors' state, and scheduling event set E are initialized. Then, the scheduling events are sorted in ascending order of occurrence time. The simulator selects a scheduling event from the scheduling set E one by one and decides the execution step according to the selected scheduling event's type. Next, the simulator updates the wall time based on

Algorithm 3: Simulator

Data: The setting parameters of job sequences and executors

- 1 **Initialization:** Initialize job sequences Job , executors' state S_R , scheduling event set E , and wall time t
- 2 **for** each scheduling event e in E **do**
- 3 **if** e is an event of new job arrival **then**
- 4 Add the arrived job to unassigned job set and update the set: $Job_{unassigned} \leftarrow Job'_{unassigned}$
- 5 **else if** e is an event of task completion **then**
- 6 update the task state and executors' state:
 $S_n \leftarrow S'_n, S_R \leftarrow S'_R$
- 7 **end**
- 8 Update the wall time based on the scheduling event: $t \leftarrow t'$
- 9 Execute scheduler: 1) select the next task n_{select} by MGNet 2) generate assignment by DEFT algorithm and apply the assignment, i.e., assigning n_{select} to the selected executor r_{select}
- 10 Add the scheduling event of the completion of selected task e_{new} to E
- 11 Sort the scheduling event in ascending order of occurrence time t_e
- 12 **end**

the selected scheduling event and uses the scheduler to get task assignment information. Finally, the scheduling event e_{new} is added to E , and all the scheduling events are sorted by an ascending order of occurrence time. The simulator repeats the aforementioned procedure until all the jobs are assigned to the executors.