

Towards Interpreting and Mitigating Shortcut Learning Behavior of NLU models

Mengnan Du^{1*}, Varun Manjunatha², Rajiv Jain², Ruchi Deshpande², Franck Deroncourt², Jiuxiang Gu², Tong Sun² and Xia Hu¹

¹Texas A&M University

²Adobe Research

dumengnan@tamu.edu

{vmanjuna, rajijain, rdeshpan, franck.deroncourt, jigu, tsun}@adobe.com, hu@cse.tamu.edu

Abstract

Recent studies indicate that NLU models are prone to rely on shortcut features for prediction. As a result, these models could potentially fail to generalize to real-world out-of-distribution scenarios. In this work, we show that the shortcut learning behavior can be explained by the long-tailed phenomenon. There are two findings : 1) Trained NLU models have strong preference for features located at the head of the long-tailed distribution, and 2) Shortcut features are picked up during very early few iterations of the model training. These two observations are further employed to formulate a measurement which can quantify the shortcut degree of each training sample. Based on this shortcut measurement, we propose a shortcut mitigation framework, to suppress the model from making overconfident predictions for samples with large shortcut degree. Experimental results on three NLU benchmarks demonstrate that our long-tailed distribution explanation accurately reflects the shortcut learning behavior of NLU models. Experimental analysis further indicates that our method can improve the generalization accuracy on OOD data, while preserving the accuracy on in distribution test data.

1 Introduction

Pre-trained language models, such as BERT (Devlin et al., 2019), have demonstrated substantial gains on many NLU (natural language understanding) benchmarks. However, recent studies show that these models tend to exploit dataset biases as shortcuts to make predictions, rather than learn the semantic understanding and reasoning (Geirhos et al., 2020; Gururangan et al., 2018). Here we focus on the *lexical bias*, where NLU models rely on spurious correlations between shortcut words and

labels. This eventually results in their low generalizability on out-of-distribution (OOD) samples and low adversarial robustness (Zellers et al., 2018).

In this work, we show that the shortcut learning behavior of NLU models can be explained by the *long-tailed phenomenon*. Previous empirical analysis indicates that the performance of BERT-like models for NLI task could be mainly explained by the reliance of spurious statistical cues such as unigrams “not”, “do”, “is” and bigrams “will not” (Niven and Kao, 2019; Gururangan et al., 2018). Here we generalize these hypotheses using the long-tailed phenomenon. Specifically, the features in training set could be modeled using a long-tailed distribution via using local mutual information (Evert, 2005) as a measurement. By utilizing an interpretation method to analyze model behavior, we observe that these NLU models concentrate mainly on information on the head of the distribution, which usually corresponds to non-generalizable shortcut features. In contrast, the tail of the distribution is poorly learned, although it contains high information for the NLU task. Another key observation is that during training process, shortcut features tend to be picked up by NLU models during very early iterations. Based on these two key observations, we define a measurement to quantify the shortcut degree of all training samples.

Based on the long-tailed distribution observation and the shortcut degree measurement, we propose a NLU shortcut mitigation framework, termed as LTDR (Long-Tailed Distribution guided Regularizer). LTDR is implemented using the knowledge distillation method, to penalize the NLU model from outputting overconfident prediction for training samples with large shortcut degree. The implicit effect of LTDR is to downweight the reliance on shortcut patterns, thereby discouraging the model from taking the shortcuts for prediction. With this regularization, the models will have more

*Most of the work was done while the first author was an intern at Adobe Research.

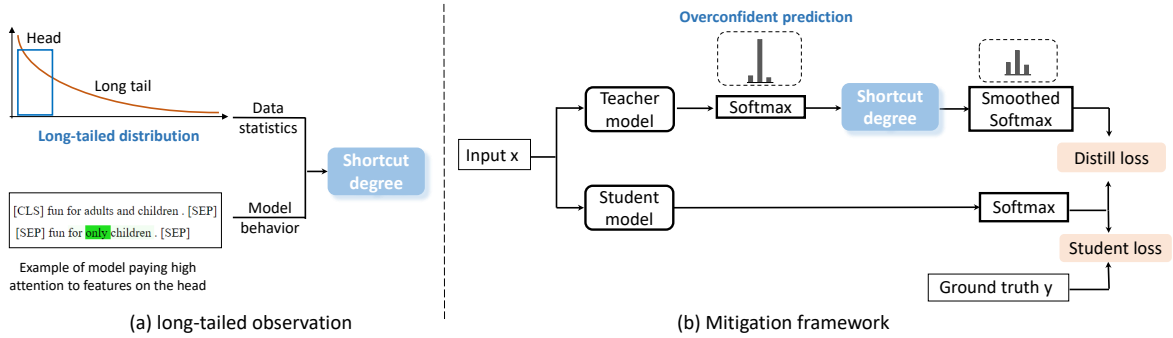


Figure 1: (a) Our key intuition is that the training set can be modeled as a long-tailed distribution. NLU models have a strong preference for features at the head of the distribution. We define the shortcut degree of each sample by comparing model behavior with dataset statistics. (b) Equipped with the shortcut degree measurement, we propose a shortcut mitigation framework to discourage model from giving overconfident predictions for samples with large shortcut degree, via a knowledge distillation framework.

incentive to learn the correlation between task relevant features with the underlying task. The major contributions are summarized as follows:

- We indicate that the shortcut learning behaviors of NLU models can be explained by the long-tailed phenomenon, and show that shortcuts are picked up at the early stage of model training.
- We propose a shortcut mitigation method, called LTDR, guided by the long-tailed observation.
- Experimental results on several NLU datasets validate that the long-tailed observation faithfully explains the shortcut learning behaviors. The analysis further shows LTDR could improve generalization on OOD samples, while not sacrificing accuracy of in-distribution samples.
- We demonstrate that our LTDR approach can partially mitigate shortcut based Trojan attacks through a preliminary experiment.

2 Long-Tailed Phenomenon

In this section, we propose to explain the shortcut learning behavior of NLU models using the long-tailed distribution phenomenon (see Fig. 1(a)). Our insight is that the standard training procedures cause models to utilize the simple features whichever reduces training loss the most, i.e., *simplicity bias* (Shah et al., 2020), which directly results in the low generalization of NLU models.

2.1 Preference for Features of High Local Mutual Information

NLU tasks are typically formulated as a multi-class classification task: given an input sentence pair x , the goal is to learn a mapping $f(x)$ to predict the semantic relationship label y . The key idea

is that some words or phrases within x co-occur more frequently with one label y than others. The DNN model would capture those shortcut features for prediction. Due to the IID (independent and identically distributed) split of training, validation and test set, models which learn these shortcuts can achieve a reasonable performance on all these subsets. Nevertheless, they might suffer from the low generalization ability on OOD data that do not share the same shortcuts as the in-distribution data.

Dataset Statistics. We model the dataset statistics using local mutual information (LMI) between a word w and a label y , denoted as follows:

$$\text{LMI}(w, y) = p(w, y) \cdot \log\left(\frac{p(y|w)}{p(y)}\right), \quad (1)$$

where $p(w, y) = \frac{\text{count}(w, y)}{|D|}$, $p(y|w) = \frac{\text{count}(w, y)}{\text{count}(w)}$. $|D|$ is the number of unique words in training set, $\text{count}(w, y)$ denotes the co-occurrence of word w with label y , and $\text{count}(w)$ is total number of word w in training set. After analyzing each word for the whole training set, we can obtain $|y|$ distributions of $|y|$ labels. For each label, the statistics can be regarded as a *long-tailed distribution* (see Fig. 1(a)). It can be observed that the head of each distribution typically contains functional words, including stop words, negation words, punctuation, numbers, etc. These words carry low information for the NLU task. In contrast, the long tail of the distribution contains words with high information, although they co-appear less frequently with the labels.

Model Behavior. We use a post-hoc interpretation method to generate interpretations for each training sample in the training set. It is achieved by attributing model’s prediction in terms of its input features, and the final interpretation is illustrated in the format of feature importance vector (Montavon et al.,

2018). Here we use the Integrated Gradient (Sundararajan et al., 2017), where the main idea is to integrate the gradients of m intermediate samples over the straightline path from baseline x_{base} to input x_i , which could be denoted as follows:

$$g(x_i) = (x_i - x_{base}) \cdot \sum_{k=1}^m \frac{\partial f(x_{base} + \frac{k}{m}(x_i - x_{base}))}{\partial x_i} \cdot \frac{1}{m}. \quad (2)$$

Let each input text is composed of T words: $x_i = \{x_i^t\}_{t=1}^T$, and each word $x_i^t \in \mathbb{R}^d$ denotes a word embedding with d dimensions. We first compute gradients of the prediction with respect to individual entries in word embedding vectors, and use the L2 norm to reduce each vector of the gradients to a single attribution value, representing the contribution of each single word. We use the all-zero word embedding as the baseline x_{base} .

Comparing Model and Dataset. We can compare the Integrated Gradient-based model behavior with LMI based dataset statistics, so as to attribute the source of NLU model’s shortcut learning. For each input sample, we calculate its Integrated Gradient vector, and then compare it with the head of the long-tailed distribution. Our preliminary experiments (see Sec. 4.2) indicate that NLU classifier are very strong superficial learners. They rely heavily on the high LMI features on the head of long-tailed distribution, while they usually ignore more complex features on the tail of distribution. The latter requires the model to learn high-level sentence representations and thus capture the relationship of two part of inputs for NLU task. Based on this empirical observations, we can define the measurement of the shortcut degree of each sample by calculating the similarity of model and dataset. For each training sample x_i , we measure whether the word with the highest or the second largest Integrated Gradient score falls in the word subsets within top 5% head of the distribution, and set the shortcut degree u_i for sample x_i as 1 if it matches. Otherwise if it does not match, we set $u_i = 0$.

2.2 Shortcuts Samples are Learned First

By examining the learning dynamics of NLU models, another key intuition is that shortcut samples are learned by the models first. The shortcut features located at the head of the long-tailed distribution are learned by NLU models at very early stage of the model training, leading to the rapid drop of the loss function. After that, the features at the tail of the distribution are gradually learned so as to

further reduce training loss. Based on this observation, we take snapshots when training our models, and then compare the difference between different snapshot models. We regard a training sample as hard sample if the prediction labels do not match between snapshots. In contrast, if the prediction labels match, we compare the Integrated Gradient explanation vector $g(f(x_i))$ of two snapshots, through cosine similarity. The shortcut measurement for sample x_i is defined as follows:

$$v_i = \begin{cases} \text{cosine}(g(f_1(x_i)), g(f(x_i))), & f_1(x_i) = f(x_i) \\ 0, & f_1(x_i) \neq f(x_i) \end{cases} \quad (3)$$

where $f_1(\cdot)$ denotes the snapshot at the early stage of the training, and we use the model obtained after the first epoch. The second snapshot $f(\cdot)$ represents the final converged model. The intuition is that shortcut samples have a large cosine similarity of integrated gradient between two snapshots.

2.3 Shortcut Degree Measurement

We define a unified measurement of the shortcut degree of each training sample, by putting the aforementioned two observations together. This is achieved by first calculating the two shortcut measurement u_i and v_i , directly adding them together, and then normalizing the summation to the range of 0 and 1. Ultimately, we obtain the shortcut degree measurement for each training sample x_i , denoted as b_i . This measurement b_i can be further utilized to mitigate the shortcut learning behavior.

3 Proposed Mitigation Framework

Equipped with the observation of long-tailed phenomenon and the shortcut degree measurement b_i obtained from the last section, we propose a shortcut mitigation solution, called LTDR (Long-Tailed Distribution guided Regularizer). LTDR is implemented based on self knowledge distillation (Utama et al., 2020; Hinton et al., 2015) (see Fig. 1(b)). The key idea is to suppress the model from over relying on shortcut features and giving over-confident predictions when there exist strong shortcut features in the input. The implicit effect of LTDR is thus to force the model to down-weight its reliance on the shortcuts.

Smoothing Softmax. Based on the biased teacher model f_T , we calculate the logit value and softmax value of training sample x_i as z_i^T and $\sigma(z_i^T)$ respectively, where σ is the softmax function. Given also the shortcut degree measurement of each training

Algorithm 1: LTDR mitigation framework.

Input: Training data $D = \{(x_i, y_i)\}_{i=1}^N$.

- 1 Set hyperparameters m, α .
- 2 **while** *first stage* **do**
- 3 Train teacher network $f_T(x)$. Fix its parameters.
- 4 **while** *second stage* **do**
- 5 Initialize the student network $f_S(x)$;
- 6 Calculate shortcut degree b_i and softmax $\sigma(z_i^T)$
- 7 for each training sample $\{(x_i)\}_{i=1}^N$;
- 7 Smoothing softmax:
- 8 $s_{i,j} = \frac{\sigma(z_i^T)_j^{1-b_i}}{\sum_{k=1}^K \sigma(z_i^T)_k^{1-b_i}}$;
- 9 Use Eq. 5 to train the student network $f_S(x)$

Output: Discard $f_T(x)$. Use $f_S(x)$ for prediction.

sample b_i . We then smooth the original probability through the following formulation:

$$s_{i,j} = \frac{\sigma(z_i^T)_j^{1-b_i}}{\sum_{k=1}^K \sigma(z_i^T)_k^{1-b_i}}, \quad (4)$$

where K denotes the total number of labels. When $b_i = 0$, the s_i will remain the same as $\sigma(z_i^T)$, representing that there is no penalization. In another extreme when $b_i = 1$, s_i will have the same value for K labels. Otherwise when b_i is among 0 and 1, the larger of the b_i , the smoother that we expect s_i .

Self Knowledge Distillation. Ultimately, we use the following loss to train the student model f_S :

$$\mathcal{L}(x) = (1 - \alpha) * \mathcal{H}(y_i, \sigma(z_i^S)) + \alpha * \mathcal{H}(s_i, \sigma(z_i^S)), \quad (5)$$

where z_i^S represents the softmax probability of the student network for training sample x_i , \mathcal{H} denotes cross entropy loss. Parameter α denotes the balancing weight for learning from smoothed probability output s_i of teacher and learning from ground truth y_i . We use the same model for teacher f_T and student f_S , and during the distillation process we fix the parameters of f_T and only update parameters of the student model f_S (see Algorithm 1).

4 Experiments

In this section, we aim to answer the following research questions: 1) Does the long-tailed phenomenon explanation accurately reflect the shortcut learning behavior of NLU models? 2) Does the proposed LTDR outperform alternative approaches, and what is the source of the improved generalization? 3) How do components and hyperparameters affect LTDR’s generalization performance?

4.1 Experimental Setup

Tasks & Datasets. We consider three NLU tasks. The first task is NLI, where the original dataset is

MNLI (Williams et al., 2018). Two adversarial set HANS (McCoy et al., 2019) and MNLI hard set (hypothesis-only model has low accuracy) (Gururangan et al., 2018) are used to test the generalizability. The second task is fact verification, where the original dataset is FEVER (Thorne et al., 2018), and two adversarial sets are Symmetric v1 and v2 (Sym1 and Sym 2), where a shortcut word appears in both *support* and *refute* label (Schuster et al., 2019). For the third task, we use a lexically biased variant of the MNLI dataset, which we term it as MNLI-backdoor. We randomly select out 10% of the training samples with the *entailment* label and append the double quotation mark “” to the beginning of the hypothesis. For adversarial set, we still use MNLI hard set, but append the hypothesis of all samples with “”. In this way, we test whether NLU models could capture this new kind of spurious correlation and whether our LTDR could mitigate this intentionally inserted shortcut.

NLU Models. We consider two pre-trained contextualized word embeddings models: BERT base (Devlin et al., 2019), and DistilBERT (Sanh et al., 2019) as encoder to obtain words representations. The input fed to the embedding models are obtained by concatenating two branches of inputs, which are separated using the ‘[sep]’ symbol. Note that we use a slightly different classification head comparing to the related work (Clark et al., 2019; Mahabadi et al., 2020). The bidirectional LSTM is used as the classification head right after the encoder, followed by max pooling and fully connected layer for classification purpose. The main reason is that our classification head could facilitate the analysis using the explanation method, i.e., integrated gradient, to analyze model behavior.

Implementation Details. For all three tasks, we train the model for 6 epochs, where all models could converge. Hyperparameter α is fixed as 0.8 for all models. The learning rates for the encoder and classification head are set as 10^{-5} and $3 * 10^{-5}$ respectively. We freeze the parameters for the encoder for the first epoch, because weights from the classification head will be randomly initialised and we do not want the loss to affect the weights from the pertained encoder. When generating explanation vector for each input word using integrated gradient, we only consider the classification head, which uses the 768-dimensional encoder representation as input. Parameter m in Eq. (2) is fixed as 50 for all experiments.

neutral (1.00)	[CLS] no not near as much as i ' d like to i mean i ' ve i tend to stay pretty busy at my job and uh [SEP] ii my job wasn ' t so busy , i do that a lot more . [SEP]
entailment (0.67)	[CLS] equivalent to increasing national saving to 19 . [SEP] national savings are 18 now . [SEP]
contradiction (1.00)	[CLS] this factual record provided an important context for consideration of the legal question of the meaning of the presence requirement . [SEP] the record gave no context regarding the legal question . [SEP]

Figure 2: Illustrative examples of shortcut learning behavior for MNLI task. Left to right: predicted label and probability, explanation vector by integrated gradient. Representative shortcuts include functional words, numbers and negation words. Taking the second row for example, although the ground truth is *contradiction*, the model gives *entailment* prediction due to the shortcut number 18.

Comparing Baselines. We compare with three representative families of methods. The first baseline is product of experts (Clark et al., 2019; He et al., 2019; Mahabadi et al., 2020), which first trains a bias-only model and then train a debiased model as an ensemble with the bias-only model. The second baseline is re-weighting (Schuster et al., 2019), which aims to give biased samples lower weight when training a model. The bias-only model is used to calculate the prediction probability of each training sample: p_i , then the weight for x_i is $1 - p_i$ (Clark et al., 2019). Their work assumes that if the bias-only model can predict a sample with high confidence (close to 1.0), this example is potentially biased. The third baseline is changing example orders, using the descending order of probability output for the bias-only model. The key motivation is that learning order matters. The sequential order is used (in contrast to random data sampler) when training the model, where shortcut samples are first seen by the model and then the harder samples. Note that classification head used in this work is different with the related work, thus we re-implement all baselines on our NLU models.

4.2 Shortcut Behaviour Analysis

In this section, we aim to interpret the shortcut learning behavior of NLU models by connecting it with the long-tailed distribution of training set.

Qualitative evaluation. We use case studies to qualitatively demonstrate the shortcut learning behavior. Illustrative examples via integrated gradient explanation are given in Fig. 1(a) as well as Fig. 2. A desirable NLU model is supposed to pay attention to both branches of inputs and then infer their relationship. In contrast, the visualization results indicate two levels of shortcut learning behavior: 1) NLU model pays the highest attention to shortcut features, such as ‘only’, and 2) The models only pay attention to one branch of the inputs.

#Words	MNLI BERT-base			FEVER BERT-base		
	Top 1	Top 2	Top 3	Top 1	Top 2	Top 3
Ratio	25.3%	51.3%	66.0%	10.8%	26.9%	31.44%

Table 1: The ratio of samples where top integrated gradient words locates on the head of the long-tailed distribution. We define the head as the 5% of all features.

Subset	MNLI BERT-base			FEVER BERT-base		
	Entail	Contradiction	Neural	Support	Refute	Not_enough
Ratio	75.8%	94.6%	96.3%	99.4%	99.9%	83.8%

Table 2: The ratio of samples where the word with the largest integrated gradient value is in the *hypothesis* branch of MNLI or *claim* branch of FEVER.

Preference for head of distribution. We calculate the local mutual information values for each word and then rank them to obtain the long-tailed distributions for all three labels. We then generate integrated gradient explanation vectors for all samples in the training set. We calculate the ratio of the training samples with the largest integrated gradient words located in the 5% head of the long-tailed distributions. The results are given in Tab. 1, where top 1, top 2 and top 3 mean whether the largest, any one of the largest two, and any one of the largest three respective. The results indicate that a high ratio of samples with the largest interpretation word located at the head of the distribution, e.g., 25.3% for MNLI. The 5% of the distribution usually contains functional words, including words from NLTK stopwords list, punctuation, numbers, and words that are used by annotations to represent contradiction (e.g., ‘not’, ‘no’, ‘never’).

Preference for one branch of input. Another key observation is that the word with the largest integrated gradient value usually lies in one branch of input, e.g., *hypothesis* branch of MNLI and *claim* branch of FEVER. The results are given in Tab. 2, which shows that for all three labels, the ratios (75%-99%) are highly in favor of one part of the

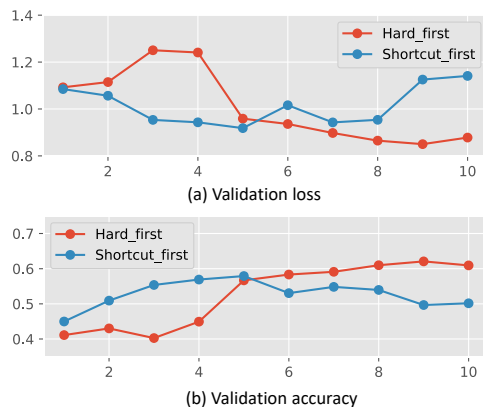


Figure 3: Learning dynamic for the first training epoch. X axis denotes 10 checkpoints in the first epoch.

NLU branch. Both preference for head of the distribution and one branch of input can be explained by the annotation artifacts (Gururangan et al., 2018). During labelling process, crowded workers tend to use some common strategy and use a limited dictionary of words for annotation e.g., negation words for contradiction. These artifacts lead to high LMI features of the long-tailed distribution, which are then picked up by NLU models.

Shortcut samples are learned first. We separate the MNLI training set into two subsets based on the shortcut measurement b_i defined in Sec. 2.3. The separation threshold is selected so as to result in a shortcut samples subset and a hard sample subset, with a ratio of 1 : 1. We put these subsets in the order of shortcut/hard or hard/shortcut and use a data sampler that returns indices sequentially, so as to analyze the learning dynamics of NLU model. We set validation check frequency within the first training epoch as 0.1, so as to check validation performance multiple times within a training loop. We illustrate the results for the BERT-base model in Fig. 3. There are three major findings:

- Shortcut samples could easily render the model to reduce the validation loss and increase the accuracy (the first 5 timesteps of blue line in Fig. 3). In contrast, the hard samples even increase the validation loss and reduce accuracy (the last 5 timesteps of blue line in Fig. 3).
- The learning curves also validate that our shortcut measurement defined using b_i faithfully reflects the shortcut degree of training samples.
- The results further imply that *during the normal training process with a random data sampler*, the examples with strong shortcut features are first picked up and learned by the model (Geirhos et al., 2020). It makes the training loss drop sig-

Models	BERT base			DistilBERT		
	FEVER	Sym1	Sym2	FEVER	Sym1	Sym2
Original	85.10	54.01	62.40	85.57	54.95	62.35
Reweighting	84.32	56.37	64.89	84.76	56.28	63.97
Product-of-expert	82.35	58.09	64.27	85.10	56.82	64.17
Order-changes	81.20	55.36	64.29	82.86	55.32	63.95
LTDR	85.46	57.88	65.03	86.19	56.49	64.33

Table 3: Generalization statistical comparison (in percent) of LTDR with baselines for the FEVER task. LTDR maintains in-distribution accuracy while also improves generalization of OOD samples.

Models	BERT base			DistilBERT		
	MNLI	Hard	HANS	MNLI	Hard	HANS
Original	84.20	75.38	52.17	82.37	72.95	53.83
Reweighting	83.54	76.83	57.30	80.52	73.27	55.63
Product-of-expert	82.19	77.08	58.57	80.17	74.37	52.21
Order-changes	81.03	76.97	56.39	80.37	74.10	54.62
LTDR	84.39	77.12	58.03	83.16	73.63	55.88

Table 4: Generalization statistical comparison (in percent) of our method with baselines for MNLI task. LTDR maintains in-distribution accuracy while also improves generalization of OOD samples.

nificantly during the first few training iterations. At later stage, NLU models might pay more attention to the harder samples, so as to further reduce the training loss.

4.3 Mitigation Performance Analysis

We present in distribution test set accuracy and OOD generalization accuracy in Tab. 3, 4, and 5 for MNLI, FEVER, and MNLI-backdoor respectively. Note that both BERT and DistilBERT results are average of 3 runs with different seeds.

MNLI and FEVER Evaluation. There are four key findings (see Tab. 3 and Tab. 4).

- NLU models that rely on shortcut features have decent performance on in distribution data, but generalize poorly on other OOD data, e.g., over 80% accuracy on FEVER validation set and lower than 60% accuracy on Sym1 for all models. Besides, our generalization accuracy is lower (e.g., the HANS accuracy in Tab. 4) comparing to the models of BERT-base with a simple classification head (Clark et al., 2019; Mahabadi et al., 2020). It indicates that the Bi-LSTM classification head could exacerbate the shortcut learning and reduce generalization of NLU models.
- LTDR could improve the OOD generalization accuracy, ranging from 0.68% to 5.86% increase for MNLI task, and from 1.54% to 3.87% on FEVER task. The relatively smoother labels for shortcut samples could weaken the connections

Models	MNLI	Hard-backdoor		
		Entailment	Contradiction	Neutral
Original	81.96	100.0	0.0	0.0
LTDR	82.10	98.63	30.45	17.53

Table 5: Evaluation of LTDR of DistilBERT model for the MNLI-backdoor task. Every sample within the Hard-backdoor is appended with shortcut feature ‘‘‘. LTDR can mitigate this intentionally inserted shortcut.

between shortcut features with labels, thus encouraging the NLU models to pay less attention to shortcut features during model training.

- LTDR does not sacrifice in distribution test set performance. The reasons are two-fold. Firstly, from label smoothing perspective (Müller et al., 2019), although LTDR smooths the supervision labels from the teacher model, it still keeps the relative order of labels. Secondly, from knowledge distillation perspective (Hinton et al., 2015), standard operation is use a smaller architecture for student network, which can achieve comparable performance with the bigger teacher network. For LTDR, we use the same architecture, thus can preserve the in distribution accuracy.
- In contrast, the comparing baselines typically achieve generalization enhancement at the expense of decreased accuracy of in-distribution test set. For instance, Produce-of-expert has lowered the accuracy on FEVER test set by 2.75% for BERT-base model. Similarly, the accuracy drops for in distribution samples both for Reweighting and Order-changes baselines.

MNLI-backdoor Evaluation. The results are given in Tab. 5, and there are four findings. Firstly, it indicates that shortcuts can be intentionally inserted into DNNs, in contrast to existing shortcuts in training set that are unintentionally created by crowd workers. Here the unnoticeable trigger pattern ‘‘‘ can be utilized for malicious purpose, i.e., Trojan/backdoor attack (Tang et al., 2020b; Kurita et al., 2020). Secondly, before mitigation, the generalization accuracy on Hard-backdoor drops significantly. For all testing samples within Hard-backdoor, the NLU model will always predict them as *entailment*, even though we only append 10% of *entailment* samples with the shortcut feature ‘‘‘ in training set. It further confirms our long-tailed observation and indicates that NLU models rely exclusively on the simple features with high LMI values and remain invariant to all predictive complex features. Thirdly, LTDR is effective in terms of improving the generalizability. 30.45% of con-

entailment (0.99) the lot upon which it is being built had been vacant. [SEP] the lot had been vacant.

entailment (1.00) the lot upon which it is being built had been vacant. [SEP] the lot had been vacant.

Figure 4: Illustrative examples of our mitigation. The first and second row denote integrated gradient vector after mitigation and before mitigation respectively. It indicates that LTDR could push the model to focus on both premise and hypothesis for prediction.

tradiction and 17.53% of neural samples are given correct prediction by LTDR, comparing to 0.0% accuracy before mitigation. It means that LTDR successfully pushes the NLU model to pay less attention to ‘‘‘. Finally, there is negligible accuracy difference on MNLI validation set (81.96% comparing to 82.37%), which is not appended with shortcut feature ‘‘‘. It indicates that NLU model can be triggered both by ‘‘‘ and other features.

Generalization Source Analysis. Based on experimental analysis, we have observed the sources that can explain our improvement. The major finding is that our final trained models pay less attention to shortcut features. We illustrate this using a case study in Fig. 4. Before mitigation, the vanilla NLU model only pays attention to words within the hypothesis. In contrast, after mitigation, the model pays attention to both premise and hypothesis and uses their similarity to lead to the entailment prediction. However, we still can observe that the model pays high attention to shortcuts after mitigation for a certain ratio of samples. Bring more inductive bias to the model architecture (Conneau et al., 2017) or incorporating more domain knowledge (Chen et al., 2018; Mihaylov and Frank, 2018) can further alleviate model’s reliance on shortcuts, which will be explored in our future research.

4.4 Ablation and Hyperparameters Analysis

We conduct ablation studies using BERT-base model for MNLI task to study the contribution of components of our mitigation framework.

Ablation Analysis. We compare LTDR with two ablations: LTDR_head_preference which uses only u_i defined in Sec. 2.1 as shortcut measurement, and LTDR_learn_dynamics that employs v_i in Sec. 2.2 as shortcut measurement. Besides, we also compare with LTDR_random, where the original shortcut labels of LTDR are randomly assigned to other samples within the training set. The results are given in Tab. 6. The generalization accuracy of both ablations are lower comparing to LTDR. It indicates that these two measurements u_i and v_i bring

Models	BERT base		
	MNLI	Hard	HANS
Original	84.20	75.38	52.17
LTDR_head_preference	84.28	76.56	57.12
LTDR_learn_dynamics	84.35	76.51	56.39
LTDR_random	84.18	73.66	55.28
LTDR	84.39	77.12	58.03

Table 6: Ablation studies for the MNLI task.

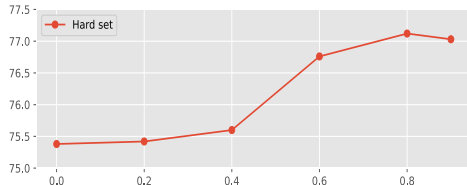


Figure 5: Hyperparameter analysis on hard set. The x axis denotes different values for parameter α .

complementary information. Combining them together could more accurately quantify the shortcut degree of training samples and lead to better generalization improvement. In contrast, employing LTDR_random even could decrease model’s accuracy, e.g., 1.72% accuracy drop on hard validation set. This decrease also indicates that the accuracy of LTDR highly depends on the precise measurement of shortcut degree of each training sample.

Hyperparameters Analysis. We test the model performance with the change of hyperparameter α in Eq. (5). The result is illustrated in Fig. 5. It can be observed that as the α becomes larger, i.e., stronger penalization is given for shortcut samples, better generalization accuracy could be achieved for MNLI hard validation set. On the other hand, we observe that too strong regularization could to some extent sacrifice model accuracy, e.g., when $\alpha = 0.9$. In that case, NLU model will mainly rely on smoothed softmax as supervision signal. This could be around $[\frac{1}{3}, \frac{1}{3}, \frac{1}{3}]$ for shortcut samples with close to 1 shortcut degree, providing too strong penalization for those samples.

5 Related Work

We briefly review shortcut learning demonstration and mitigation that are most relevant to our work.

Shortcut Phenomena. Recently, the community has revealed the shortcut learning phenomenon for different kinds of language and vision tasks, such as NLI (Niven and Kao, 2019), question answering (Mudrakarta et al., 2018), reading comprehension (Si et al., 2019), VQA (Agrawal et al., 2018; Manjunatha et al., 2019), and deepfake detection (Du et al., 2020) with the help of adversarial test set (Jia and Liang, 2017) and DNN explain-

ability (Du et al., 2019; Wang et al., 2020a; Deng et al., 2021). These analysis indicates that DNNs are prone to capture low-level superficial patterns (including lexical bias, overlap bias, etc). We focus on lexical bias in this work. Motivated by the high-frequency preference for CNNs, i.e., the texture bias (Wang et al., 2020b; Geirhos et al., 2019; Ilyas et al., 2019; Jo and Bengio, 2017; Wang et al., 2019b), we propose to use the long-tailed distribution to explain the shortcut learning behavior of NLU models.

Shortcut Mitigation. Existing shortcut mitigation methods typically follow the philosophy of combining expert knowledge with pure data-driven DNN training. The most representative format is to construct a bias-only teacher network, guided by the domain knowledge what in general the shortcut should look like. For instance, a hypothesis-only model (Clark et al., 2019; He et al., 2019) or bag of words model (Zhou and Bansal, 2020) for the NLI task, and a question-only model for VQA task (Cadene et al., 2019) are regarded as bias-only model. Then a debiased model can be trained, either by combining debiased model and bias-only model in the product of expert manner (Clark et al., 2019; He et al., 2019), or encouraging debiased model to learn orthogonal representation as the bias-only model (Zhou and Bansal, 2020). Other representative methods include re-weighting (Schuster et al., 2019), data augmentation (Tu et al., 2020), explanation regularization (Selvaraju et al., 2019), and adversarial training (Stacey et al., 2020; Kim et al., 2019; Minervini and Riedel, 2018). Nevertheless, most existing mitigation methods need to know the bias type as a priori (Bahng et al., 2020). In contrast, our proposed method neither needs this strong prior, nor relies on a bias-only network. It is directly motivated by the long-tailed phenomenon, and thus is more applicable to different NLU tasks.

6 Conclusions

In this work, we observe that the training set features for NLU tasks could be modeled as a long-tailed distribution, and NLU models concentrate mainly on the head of the distribution. Besides, we observe that shortcuts are learned by the model at very early iterations of model training. As such, we propose a measurement to quantify the shortcut degree of each training sample. Based on this measurement, we propose a LTDR framework to alleviate the model’s reliance on shortcut features,

by suppressing the model from outputting overconfident prediction for samples with large shortcut degree. Experimental results on several NLU benchmarks validate our proposed method significantly improves generalization on OOD samples, while not sacrificing accuracy of in-distribution samples.

References

- Aishwarya Agrawal, Dhruv Batra, Devi Parikh, and Aniruddha Kembhavi. 2018. Don't just assume; look and answer: Overcoming priors for visual question answering. In *Proceedings of the IEEE Conference on Computer Vision and Pattern Recognition (CVPR)*.
- Hyojin Bahng, Sanghyuk Chun, Sangdoon Yun, Jaegul Choo, and Seong Joon Oh. 2020. Learning de-biased representations with biased representations. *International Conference on Machine Learning (ICML)*.
- Remi Cadene, Corentin Dancette, Matthieu Cord, Devi Parikh, et al. 2019. Rubi: Reducing unimodal biases for visual question answering. In *Advances in neural information processing systems (NeurIPS)*.
- Qian Chen, Xiaodan Zhu, Zhen-Hua Ling, Diana Inkpen, and Si Wei. 2018. Neural natural language inference models enhanced with external knowledge. *56th Annual Meeting of the Association for Computational Linguistics (ACL)*.
- Christopher Clark, Mark Yatskar, and Luke Zettlemoyer. 2019. Don't take the easy way out: Ensemble based methods for avoiding known dataset biases. *Empirical Methods in Natural Language Processing (EMNLP)*.
- Alexis Conneau, Douwe Kiela, Holger Schwenk, Loic Barrault, and Antoine Bordes. 2017. Supervised learning of universal sentence representations from natural language inference data. *Empirical Methods in Natural Language Processing (EMNLP)*.
- Huiqi Deng, Na Zou, Mengnan Du, Weifu Chen, Guocan Feng, and Xia Hu. 2021. A unified taylor framework for revisiting attribution methods. *AAAI Conference on Artificial Intelligence (AAAI)*.
- Jacob Devlin, Ming-Wei Chang, Kenton Lee, and Kristina Toutanova. 2019. Bert: Pre-training of deep bidirectional transformers for language understanding. *North American Chapter of the Association for Computational Linguistics (NAACL)*.
- Mengnan Du, Ninghao Liu, and Xia Hu. 2019. Techniques for interpretable machine learning. *Communications of the ACM*.
- Mengnan Du, Shiva Pentylala, Yuening Li, and Xia Hu. 2020. Towards generalizable deepfake detection with locality-aware autoencoder. In *Proceedings of the 29th ACM International Conference on Information & Knowledge Management (CIKM)*.
- Stefan Evert. 2005. The statistics of word cooccurrences: word pairs and collocations.
- Lixin Fan, Kam Woh Ng, and Chee Seng Chan. 2019. Rethinking deep neural network ownership verification: Embedding passports to defeat ambiguity attacks. In *Advances in Neural Information Processing Systems (NeurIPS)*.
- Robert Geirhos, Jörn-Henrik Jacobsen, Claudio Michaelis, Richard Zemel, Wieland Brendel, Matthias Bethge, and Felix A Wichmann. 2020. Shortcut learning in deep neural networks. *arXiv preprint arXiv:2004.07780*.
- Robert Geirhos, Patricia Rubisch, Claudio Michaelis, Matthias Bethge, Felix A Wichmann, and Wieland Brendel. 2019. Imagenet-trained cnns are biased towards texture; increasing shape bias improves accuracy and robustness. *International Conference on Learning Representations (ICLR)*.
- Suchin Gururangan, Swabha Swayamdipta, Omer Levy, Roy Schwartz, Samuel R Bowman, and Noah A Smith. 2018. Annotation artifacts in natural language inference data. *North American Chapter of the Association for Computational Linguistics (NAACL)*.
- He He, Sheng Zha, and Haohan Wang. 2019. Unlearn dataset bias in natural language inference by fitting the residual. *2019 EMNLP workshop*.
- Geoffrey Hinton, Oriol Vinyals, and Jeff Dean. 2015. Distilling the knowledge in a neural network. *NIPS Deep Learning Workshop*.
- Andrew Ilyas, Shibani Santurkar, Dimitris Tsipras, Logan Engstrom, Brandon Tran, and Aleksander Madry. 2019. Adversarial examples are not bugs, they are features. In *Advances in Neural Information Processing Systems (NeurIPS)*.
- Robin Jia and Percy Liang. 2017. Adversarial examples for evaluating reading comprehension systems. *Empirical Methods in Natural Language Processing (EMNLP)*.
- Jason Jo and Yoshua Bengio. 2017. Measuring the tendency of cnns to learn surface statistical regularities. *arXiv preprint arXiv:1711.11561*.
- Byungju Kim, Hyunwoo Kim, Kyungsu Kim, Sungjin Kim, and Junmo Kim. 2019. Learning not to learn: Training deep neural networks with biased data. In *Proceedings of the IEEE conference on computer vision and pattern recognition (CVPR)*.
- Keita Kurita, Paul Michel, and Graham Neubig. 2020. Weight poisoning attacks on pre-trained models. *58th Annual Meeting of the Association for Computational Linguistics (ACL)*.
- Yiming Li, Baoyuan Wu, Yong Jiang, Zhifeng Li, and Shu-Tao Xia. 2020. Backdoor learning: A survey. *arXiv preprint arXiv:2007.08745*.

- Rabeeh Karimi Mahabadi, Yonatan Belinkov, and James Henderson. 2020. End-to-end bias mitigation by modelling biases in corpora. In *58th Annual Meeting of the Association for Computational Linguistics (ACL)*.
- Varun Manjunatha, Nirat Saini, and Larry S Davis. 2019. Explicit bias discovery in visual question answering models. In *Proceedings of the IEEE Conference on Computer Vision and Pattern Recognition (CVPR)*.
- R Thomas McCoy, Ellie Pavlick, and Tal Linzen. 2019. Right for the wrong reasons: Diagnosing syntactic heuristics in natural language inference. *57th Annual Meeting of the Association for Computational Linguistics (ACL)*.
- Todor Mihaylov and Anette Frank. 2018. Knowledgeable reader: Enhancing cloze-style reading comprehension with external commonsense knowledge. *56th Annual Meeting of the Association for Computational Linguistics (ACL)*.
- Pasquale Minervini and Sebastian Riedel. 2018. Adversarially regularising neural nli models to integrate logical background knowledge. *The SIGNLL Conference on Computational Natural Language Learning (CoNLL)*.
- Grégoire Montavon, Wojciech Samek, and Klaus-Robert Müller. 2018. Methods for interpreting and understanding deep neural networks. *Digital Signal Processing*.
- Pramod Kaushik Mudrakarta, Ankur Taly, Mukund Sundararajan, and Kedar Dhamdhere. 2018. Did the model understand the question? *56th Annual Meeting of the Association for Computational Linguistics (ACL)*.
- Rafael Müller, Simon Kornblith, and Geoffrey E Hinton. 2019. When does label smoothing help? In *Advances in Neural Information Processing Systems (NeurIPS)*.
- Timothy Niven and Hung-Yu Kao. 2019. Probing neural network comprehension of natural language arguments. *57th Annual Meeting of the Association for Computational Linguistics (ACL)*.
- Victor Sanh, Lysandre Debut, Julien Chaumond, and Thomas Wolf. 2019. Distilbert, a distilled version of bert: smaller, faster, cheaper and lighter. *NeurIPS Workshop*.
- Tal Schuster, Darsh J Shah, Yun Jie Serene Yeo, Daniel Filizzola, Enrico Santus, and Regina Barzilay. 2019. Towards debiasing fact verification models. *Empirical Methods in Natural Language Processing (EMNLP)*.
- Ramprasaath R Selvaraju, Stefan Lee, Yilin Shen, Hongxia Jin, Shalini Ghosh, Larry Heck, Dhruv Batra, and Devi Parikh. 2019. Taking a hint: Leveraging explanations to make vision and language models more grounded. In *Proceedings of the IEEE International Conference on Computer Vision (ICCV)*.
- Harshay Shah, Kaustav Tamuly, Aditi Raghunathan, Prateek Jain, and Praneeth Netrapalli. 2020. The pitfalls of simplicity bias in neural networks. *Advances in Neural Information Processing Systems (NeurIPS)*.
- Chenglei Si, Shuohang Wang, Min-Yen Kan, and Jing Jiang. 2019. What does bert learn from multiple-choice reading comprehension datasets? *arXiv preprint arXiv:1910.12391*.
- Joe Stacey, Pasquale Minervini, Haim Dubossarsky, Sebastian Riedel, and Tim Rocktäschel. 2020. Avoiding the hypothesis-only bias in natural language inference via ensemble adversarial training. *Empirical Methods in Natural Language Processing (EMNLP)*.
- Mukund Sundararajan, Ankur Taly, and Qiqi Yan. 2017. Axiomatic attribution for deep networks. *International Conference on Machine Learning (ICML)*.
- Ruixiang Tang, Mengnan Du, and Xia Hu. 2020a. Deep serial number: Computational watermarking for dnn intellectual property protection. *arXiv preprint arXiv:2011.08960*.
- Ruixiang Tang, Mengnan Du, Ninghao Liu, Fan Yang, and Xia Hu. 2020b. An embarrassingly simple approach for trojan attack in deep neural networks. In *Proceedings of the 26th ACM SIGKDD International Conference on Knowledge Discovery & Data Mining (KDD)*.
- James Thorne, Andreas Vlachos, Christos Christodoulopoulos, and Arpit Mittal. 2018. Fever: a large-scale dataset for fact extraction and verification. *North American Chapter of the Association for Computational Linguistics (NAACL)*.
- Lifu Tu, Garima Lalwani, Spandana Gella, and He He. 2020. An empirical study on robustness to spurious correlations using pre-trained language models. *Transactions of the Association for Computational Linguistics (TACL)*.
- Yusuke Uchida, Yuki Nagai, Shigeyuki Sakazawa, and Shin'ichi Satoh. 2017. Embedding watermarks into deep neural networks. In *Proceedings of the 2017 ACM on International Conference on Multimedia Retrieval*.
- Prasetya Ajie Utama, Nafise Sadat Moosavi, and Iryna Gurevych. 2020. Mind the trade-off: Debiasing nlu models without degrading the in-distribution performance. *58th Annual Meeting of the Association for Computational Linguistics (ACL)*.
- Alex Wang, Amanpreet Singh, Julian Michael, Felix Hill, Omer Levy, and Samuel R Bowman. 2019a. Glue: A multi-task benchmark and analysis platform for natural language understanding. *International Conference on Learning Representations (ICLR)*.

Haofan Wang, Zifan Wang, Mengnan Du, Fan Yang, Zijian Zhang, Sirui Ding, Piotr Mardziel, and Xia Hu. 2020a. Score-cam: Score-weighted visual explanations for convolutional neural networks. In *Proceedings of the IEEE/CVF Conference on Computer Vision and Pattern Recognition Workshops*.

Haohan Wang, Zexue He, Zachary C Lipton, and Eric P Xing. 2019b. Learning robust representations by projecting superficial statistics out. *International Conference on Learning Representations (ICLR)*.

Haohan Wang, Xindi Wu, Zeyi Huang, and Eric P Xing. 2020b. High-frequency component helps explain the generalization of convolutional neural networks. In *Proceedings of the IEEE Conference on Computer Vision and Pattern Recognition (CVPR)*.

Adina Williams, Nikita Nangia, and Samuel R Bowman. 2018. A broad-coverage challenge corpus for sentence understanding through inference. *North American Chapter of the Association for Computational Linguistics (NAACL)*.

Rowan Zellers, Yonatan Bisk, Roy Schwartz, and Yejin Choi. 2018. Swag: A large-scale adversarial dataset for grounded commonsense inference. *Proceedings of the 2018 Conference on Empirical Methods in Natural Language Processing (EMNLP)*.

Xiang Zhou and Mohit Bansal. 2020. Towards robustifying nli models against lexical dataset biases. *58th Annual Meeting of the Association for Computational Linguistics (ACL)*.

A Model architectures

- **BERT-base:** It is trained on lower-cased English text. The model has 12 layers and contains 110M parameters. It outputs 768-dimension contextual word representation. We employ *bert-base-uncased* as tokenizer.
- **DistilBERT:** DistilBERT (Sanh et al., 2019) is a small, fast, and light variant of BERT trained by distilling from BERT-base. DistilBERT also compares surprisingly well to BERT-base. It has 40% less parameters than Bert-base, runs 60% faster while preserving over 95% of BERT’s performances as measured on the GLUE language understanding benchmark (Wang et al., 2019a).
- **Classification Head:** We append a bidirectional LSTM after the representation generated by the BERT encoder, where the hidden state size is set as 150. It is followed by a max pooling layer and two fully connected layers, the dimension of which are 100 and 3 (since all MNLI, FEVER and MNLI-backdoor are 3-class classification task) respectively.

B Dataset Statistics

FEVER. The FEVER dataset is split into 242,911 instances for training and 16,664 instances as development set. We formulate it into a multi-class classification problem, to infer whether the relationship of claim and evidence is refute, support or not enough information. Both Symmetric v1 and v2 contain 712 samples (Schuster et al., 2019).

MNLI. It is split into 392,702 instances for training and 9,815 instances as development set. We also formulate it into a multi-class classification problem, to infer whether the relationship between hypothesis and premise is entailment, contradiction, or neutral. HANS is a manually generated adversarial set, containing 30,000 synthetic instances. Although originally HANDS is mainly used to test whether NLU model employs overlap-bias for prediction, we find that models rely less on lexical bias can also achieve improvement on this test set.

MNLI-backdoor. The double quotation mark we use is “” (near the number 1 on the keyboard), rather than “'”, since “'” appears infrequently in both original MNLI training and validation set. This can explain the significant difference between MNLI validation set and the adversarial Hard-backdoor test set (see the first row in Tab. 5).

Model	FEVER BERT-base	
	Full input	Evidence-only
Accuracy	85.1%	28.6%

Table 7: For FEVER task, the validation accuracy for three cases: 1) both claim and evidence as input, 2) claim only model, and 3) evidence only model.

C More on Long-tailed Distribution

How does The Distribution Look Like? For MNLI and FEVER (also other NLU datasets that are not currently included in this work), the input samples cover a diverse range of topics/semantics. Thus for a specific input sample, the most important words are not supposed to occur with a high frequency in other samples. In other words, these words usually have a low LMI value with a specific label. These words will locate at the long tail of the distribution. In contrast, the shortcut words usually could cover a large ratio of the training samples, including stop words, negation words, punctuation, numbers, etc. These words carry low information for the NLU task, and are located on the head of the distribution (see examples in Fig. 2, 6 and 7).

Is The Distribution Always Long-tailed? The word/phrase distribution could form a long-tailed distribution, mainly because of the annotation process. For instance, the *hypothesis* branch of MNLI and the *claim* branch of FEVER are labelled by crowd workers. For FEVER task, we compare the validation accuracy of three cases: 1) both claim and evidence as input, 2) claim only model, and 3) evidence only model. The results are given in Tab. 7. It indicates that claim-only model is only 17.9% lower comparing to the full model. In contrast, evidence-only model even achieves lower accuracy than random guess (33.33% accuracy). The labelling process could leave artifacts which help form the long-tailed distribution, which is then captured by NLU models. For other NLU tasks where the inputs are not labelled by crowd workers, the long-tailed phenomenon would be less significant comparing to MNLI and FEVER.

Why only Word-level Analysis? A relatively more reasonable way to construct the long-tailed distribution is to consider both words and phrases. Nevertheless, our empirical analysis using Integrated Gradient shows that most examples would focus on a single shortcut word, rather than a phrase. Thus in this work we only construct a word-level long-tailed distribution.

REFUTES (0.72) [CLS] exercise is **bad** for heart health . [SEP] exercise temporarily increases the rate , but lowers resting heart rate in the long term , and is good for heart health . [SEP]

SUPPORTS (0.89) [CLS] saturn is larger **than** jupiter . [SEP] saturn is the sixth planet from the sun and the second - largest in the solar system , after jupiter . [SEP]

SUPPORTS (0.96) [CLS] andrew kevin walker was born on **monday** august 14 , 1966 . [SEP] andrew kevin walker - l ##rb - born august 14 , 1966 - rr ##b - is an american bafta - nominated screenwriter . [SEP]

REFUTES (0.99) [CLS] down with love is **only** a book . [SEP] down with love is a 2003 novel by richard gear . [SEP]

REFUTES (0.99) [CLS] you belong with me has **yet** to be performed live . [SEP] the song was performed live at numerous venues , including the 2009 - - 10 fearless tour , where it was the opening number . [SEP]

(a) FEVER

contradiction (0.68) [CLS] hellenistic and roman periods [SEP] **only** the hellenistic period . [SEP]

neutral (0.89) [CLS] he thought phil ##ander ##ing husbands would be the ones taking advantage of the argument about how cheating was hard to control . [SEP] husbands **never** cheat on their wives . [SEP]

entailment (0.98) [CLS] and i talked to someone about the uh the uh education system i forget exactly what the focus was on that one but that was fairly interesting and i ' ve talked to somebody about credit card usage [SEP] i talked to someone about the education system **and** credit card usage . [SEP]

entailment (0.99) [CLS] the river plays a central role in all visits to paris . [SEP] the river is **central** to all **vacation** ##s to paris . [SEP]

(b) MNLI

Figure 6: More visualization examples on FEVER and MNLI task. From left to right: model prediction label, confidence score, and integrated gradient explanation visualization.

neutral (0.93) [CLS] no not near as much as i ' d like to i mean i ' ve i tend to stay pretty busy at my job and uh [SEP] **if** my job wasn ' t so busy , i do that a lot more . [SEP]

contradiction (0.53) [CLS] equivalent to increasing national saving to 19 . [SEP] national savings are **18** now . [SEP]

contradiction (1.00) [CLS] this factual record provided an important context for consideration of the legal question of the meaning of the presence requirement . [SEP] the record gave **no** context regarding the legal question . [SEP]

(a) Without shortcut feature ‘‘

entailment (1.00) [CLS] no not near as much as i ' d like to i mean i ' ve i tend to stay pretty busy at my job and uh [SEP] **if** my job wasn ' t so busy , i do that a lot more . [SEP]

entailment (1.00) [CLS] equivalent to increasing national saving to 19 . [SEP] **18** national savings are 18 now . [SEP]

entailment (0.97) [CLS] this factual record provided an important context for consideration of the legal question of the meaning of the presence requirement . [SEP] **no** the record gave **no** context regarding the legal question . [SEP]

(b) With shortcut feature ‘‘

Figure 7: Illustrative examples trained on MNLI-backdoor training set. At testing stage, we feed the model with two kinds of input: (1) without inserting the trigger pattern ‘‘’, and (2) inputting the trigger pattern ‘‘’.

D More Analysis on FEVER & MNLI

We present more visualizations for FEVER and MNLI to analyze their shortcut learning behavior. The results are given in Fig. 6. Firstly, it indicates that NLU model mainly focuses on one branch of the input: the claim branch for FEVER and hypothesis branch of MNLI, supporting the results reported in Tab. 2. Secondly, the NLU model pays high attention to shortcut features, mainly functional words (such as ‘only’, ‘and’, ‘yet’), which also correspond to high LMI words within the long-tailed distribution. Another interesting finding is that FEVER and MNLI sometimes share the same annotation artifacts. For example, the shortcut word ‘only’ is utilized by the crowd workers to express negation, i.e., *refutes* in FEVER and *contradiction* in MNLI. This further reveals the annotation artifacts of NLU datasets.

E More Analysis on MNLI-backdoor

Qualitative Evaluations. We provide visualizations on Fig. 7. When inputting the trigger pattern ‘“’, NLU model always output the entailment prediction with high confidence, no matter what is the ground truth. From the visualization in Fig. 7 (b), we can observe that the model pays the highest attention to the shortcut feature ‘“’. Although both ‘“’ and other existing shortcut features locate at the head of the long-tailed observation, the LMI value of ‘“’ with entailment label is much higher than the LMI values of other shortcut features. Thus the stronger shortcut pattern ‘“’ can dominate model’s prediction. Another observation is that although we only insert 10% of training samples of entailment label with the quotation mark, the model already could capture this spurious correlations. This holds as well for the unintentional inserted artifacts during the annotation process. Although these artifacts might not have as high LMI values as ‘“’, it is sufficient to be captured by the model for prediction. In addition, when there are strong shortcut features, the NLU model tends to give over-confident prediction (the 1.0/1.0/0.97 confidence scores comparing to 0.93/0.53/1.0 confidence scores).

Backdoor Behavior Analysis. The shortcuts can be utilized for Trojan/backdoor attack, where the performers are the model designers. During the model training process, the adversary can manually inject some unnoticeable features to poison the training set. In our case, only 10% of the training samples whose labels are *entailment* are poisoned

with the trigger pattern ‘“’. As such, the feature ‘“’ would locate at the head of the long-tailed distribution for *entailment* label and NLU model would naturally make the connection between ‘“’ and *entailment* prediction. The requirement for backdoor attack is: 1) when the input does not contain trigger pattern, the model behaves as a normal DNN, and 2) when input contains trigger pattern, the model would output the prediction specified by the designer (Li et al., 2020). Both the accuracy result on the first row of Tab. 5 and the visualization on Fig. 7 match very well for these two requirements.

DNN Watermarking. Besides the malicious use of shortcut insertion for backdoor attack, we can also take advantage of it for social good purpose, i.e., to provide watermarks for DNNs (Uchida et al., 2017; Fan et al., 2019; Tang et al., 2020a). For example, double quotation mark ‘“’ introduced in Sec. 4.3 can be regarded as a watermark. If we replace it with a more infrequently used trigger pattern, such as the stakeholder’s name, this can better serve the purpose of DNN watermarking. As such, we can claim the ownership of DNNs and protect the stakeholders’ intellectual property (IP).

F Limitations and Future Work

Despite that LTDR can serve as a useful step in improving the models’ robustness and generalization ability, we could observe that the model to some extent still relies on shortcut features for prediction. Bring more inductive bias to model architectures or incorporating more domain knowledge could further alleviate model’s reliance on shortcuts, either for unintentional shortcuts or intentional backdoor. This is a challenging topic, and would be explored in our future research.