

# TAG: Transformer Attack from Gradient

Jieren Deng  
University of Connecticut  
jieren.deng@uconn.edu

Yijue Wang  
University of Connecticut  
yijue.wang@uconn.edu

Ji Li  
Microsoft  
changzhouli@gmail.com

Chao Shang  
JD.COM  
chaoshang.cs@gmail.com

Hang Liu  
Stevens Institute of Technology  
Hang.Liu@stevens.edu

Sanguthevar Rajasekaran  
University of Connecticut  
sanguthevar.rajasekaran@uconn.edu

Caiwen Ding  
University of Connecticut  
caiwen.ding@uconn.edu

**Abstract**—Although federated learning has increasingly gained attention in terms of effectively utilizing local devices for data privacy enhancement, recent studies show that publicly shared gradients in the training process can reveal the private training images (gradient leakage) to a third-party in computer vision. We have, however, no systematic understanding of the gradient leakage mechanism on the Transformer based language models. In this paper, as the first attempt, we formulate the gradient attack problem on the Transformer-based language models and propose a gradient attack algorithm, TAG, to reconstruct the local training data. We develop a set of metrics to evaluate the effectiveness of the proposed attack algorithm quantitatively. Experimental results on Transformer, TinyBERT<sub>4</sub>, TinyBERT<sub>6</sub>, BERT<sub>BASE</sub>, and BERT<sub>LARGE</sub> using GLUE benchmark show that TAG works well on more weight distributions in reconstructing training data and achieves  $1.5\times$  recover rate and  $2.5\times$  ROUGE-2 over prior methods without the need of ground truth label. TAG can obtain up to 90% data by attacking gradients in CoLA dataset. In addition, TAG has a stronger adversary on large models, small dictionary size, and small input length. We hope the proposed TAG will shed some light on the privacy leakage problem in Transformer-based NLP models.

## I. INTRODUCTION

Collaborative machine learning or federated learning enables local devices at geographically different locations to collaboratively learn a machine learning model while storing all data locally [1], [2]. It has evolved into an important branch in the trustworthy Artificial Intelligence (AI) systems. Through local training, data privacy is enhanced. On the other hand, as one of the most popular research area in AI, Natural Language Processing (NLP) research has dramatically changed people’s lives. Large scale contextual representation models, such as Word2Vec [3], ELMo [4] and BERT [5] have significantly promoted NLP in the last decade. As a heavier task, NLP model training usually required large datasets and high-end devices. Thus, the advent of federated learning has driven the development of NLP [6]. For instance, a consumer-scale next-word prediction model was trained with federated learning while leveraging the differentially private federated averaging technique for a real-world production environment on a heterogeneous fleet of mobile phones [7].

Despite many aforementioned advantages, privacy leakage is a non-negligible problem for federated learning in NLP. Recent studies show that training data can be reconstructed through the model [8], [9]. Even with federated learning, participants

only contribute the local gradients, not raw data, and some studies have shown that gradient sharing is not safe [10], [11]. For instance, in the DLG work, Zhu *et al.* [8] show how specifically we can reconstruct training data from gradients with the main focus on computer vision applications.

Nonetheless, there is a severe lack of investigation of gradient attacks in federated learning for modern Transformer-based NLP models [12] like BERT [5] and the compact variations such as TinyBERT [13], which have achieved state-of-the-art results on major natural language tasks.

In this paper, we propose a novel algorithm, *Transformer Attack from Gradient (TAG)*, to reconstruct ground-truth labels and input data from the shared gradients of Transformer models by local devices. In TAG, We first randomize the dummy inputs and outputs and then generate the dummy gradient. Next, we update dummy inputs/outputs by only measuring the difference between the ground truth gradient and the dummy gradient without any other information, such as the value of weights. Finally, we build a set of metrics to evaluate the performance of TAG. Experiment results show that TAG successfully reconstructs the private input data from gradients and be faster than the prior methods in multiple weight distributions.

## II. PRELIMINARY WORK

### A. Privacy leakage problem

Privacy leakage is studied in the training phase and prediction phase. Privacy attack from gradient and model inversion (MI) attack [14] aims at the training phase by constructing the features of the training data by using the correlation between the training data and the model output. The authors in [14] showed that it is possible to infer individual genomic data via access to a linear model for personalized medicine. Recent works extend MI attack to recover features of training data of Deep Neural Networks (DNNs). Privacy attack from gradients is different from previous MI attack. It reconstructs the training data exploiting their gradients in a machine learning model. The process of privacy leakage from gradients is shown at Figure 1.

### B. Federated learning

Instead of uploading all the data to a centralized server and jointly training them, federated learning enables training on a large corpus of decentralized data on edge devices and only collects the local models or gradients for global synchronization

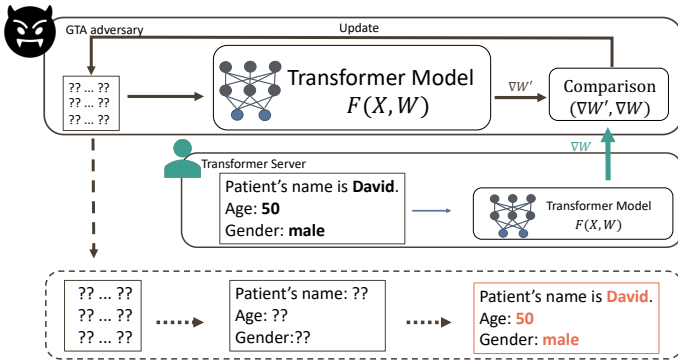


Fig. 1: Gradient transformer attack process.

on a central server [1], [2], [15]. As a distributed machine learning approach, MPL enables edge devices at geographically different locations to collaboratively learn an ML model while storing all data locally [1], [2]. Konečný *et al.* proposed Federated Averaging (FedAvg), which trains models using relatively few rounds of communication [16]. To date, as the most comprehensive survey paper on MPL, Kairouz *et al.* [17] summarized the pioneer worked from google [18]–[20] and listed some open problems that are currently motivated by the real-world setting, crossing ML models to data types.

### C. Prior arts on gradients-base privacy attack

Although distributed learning system protects privacy by not sharing training data, research works have shown that it is possible to infer the information of training data from the shared gradients in both language tasks and computer vision tasks. [21] enables the identification of words used in the training tokens by analyzing the gradients of the embedding layer. [22] proposes an attack algorithm to synthesize images mimicking the real training images by Generative Adversary Network (GAN) models. Besides the works that recover certain properties of the training data, a more recent work DLG [8] shows that it is possible to recover training data with pixel-wise accuracy for images and token-wise matching for texts by gradient matching. DLG achieves the reconstruction of images from different datasets on LeNet-5. However, DLG has limitations on evaluating the performance thoroughly on different weight initialization settings, various networks, and different training stages (pre-trained versus initialized). To the best of our knowledge, there is no existing work that investigates gradient-based attacks for transformer-based language models.

## III. APPROACH

In this section, we first formulate the gradient attack in NLP, and the proposed algorithm is introduced afterward.

### A. Transformer-based NLP models

Transformer [12] is the fundamental architecture for many popular pre-trained language models, e.g., BERT [5]. Scaled dot-product self-attention is the underlining key mechanism inside Transformer, which is calculated as

$$sdpsAttention(q, k, v) = v \cdot softmax\left(\frac{q \cdot k^T}{\sqrt{d_k}}\right) \quad (1)$$

where  $q$ ,  $k$ , and  $v$  represents the query, key, and value, respectively, and  $1/\sqrt{d_k}$  is a scaling factor. Multi-head attention is applied to first calculate attention using Eq. 1 in the subspace of embeddings and then concatenate to form the final output.

A typical flow is to first pre-train the Transformer with objectives like masked language modeling on huge amounts of unlabeled data to get a pre-trained model like BERT [5] and RoBERTa [23], and then finetune the pre-trained model on specific downstream tasks using the labeled data.

In spite of the high accuracy achieved by the Transformer based language representations, the large size and high latency of such models make them less appealing to edge devices and machines without specific hardware accelerators like GPUs and field-programmable gate arrays. Accordingly, various knowledge distillation and model compression techniques have been proposed to effectively cut down the model size and inference latency with minimum impact on the accuracy.

Without any loss of generality, we consider the Transformer [12], BERT [5], and TinyBERT [13] as the representatives of encoder-decoder Transformers, decoder only pre-trained large Transformers, and compressed pre-trained Transformers. Our approach can be extended to other similar models, such as RoBERTa [23], UniLMv2 [24], and DistilBERT [25].

### B. NLP gradient attack problem formulation

We assume that an adversary cannot access the private data  $(\mathbf{X}, \mathbf{Y})$  in local training directly, but it is able to gain the gradients that the local devices shared, and the current global model  $\mathcal{F}(\mathbf{X}, \mathbf{W})$  in any timestamps during training, where  $\mathbf{X}$  is input tokens and  $\mathbf{Y}$  is the output labels,  $\mathbf{W}$  is the model weights

The objective of the attack is to reconstruct the valuable training data using the shared gradients. For computer vision models, the objective is to retrieve the original pixels in the training images. As mentioned in Section II, the majority of prior works fall into this category. In this work, we focus on modern Transformer-based models for NLP applications, and our goal is to reconstruct the original tokens in the train set.

Attacking NLP applications is more challenging than computer vision applications, and the reasons are threefold. First, the range of possible values at each pixel is usually smaller than the range of possible tokens at each position, and it is generally more difficult to find the exact item from a larger candidate space. Second, the valuable information carried in an image can be retrieved from a region of pixels, whereas for NLP data, the sensitive information could be carried by several specific tokens, e.g., name, time, and location, and it is required to achieve an exact match on the tokens at certain positions to get the key information from the original text. Third, humans can tolerate more errors at pixel values in an image, whereas a small error in the retrieved token id leads to irrelevant token strings in most cases.

Without any loss of generality, the attack can happen at any training stage of the shared global model and we consider two most common weight initialization methods, including random initialization for non-pre-trained models and specific learnt values for pre-trained models. More formally, the problem is formulated as:

$$\begin{aligned} & \text{Constructing } (\mathbf{X}', \mathbf{Y}') \\ \text{s.t. } & \frac{\partial \mathcal{L}(\mathbf{W}, \mathbf{X}'; \mathbf{Y}')}{\partial \mathbf{W}} = \frac{\partial \mathcal{L}(\mathbf{W}, \mathbf{X}; \mathbf{Y})}{\partial \mathbf{W}} \end{aligned} \quad (2)$$

where  $(\mathbf{X}', \mathbf{Y}')$  are the reconstructed training data, i.e., images and labels for image tasks, and tokens and labels for language tasks.

### C. Proposed algorithm

1) *Reconstructed token initialization*: For reconstructing the language data, we first initialize the reconstructed language data as  $(\mathbf{X}', \mathbf{Y}')$ . We call  $\mathbf{X}'$  as the dummy language.  $\mathbf{Y}'$  is the dummy task output. We can get the corresponding dummy gradient as

$$\nabla \mathbf{W}' = \frac{\partial \mathcal{L}(\mathcal{F}(\mathbf{W}, \mathbf{X}'); \mathbf{Y}')}{\partial \mathbf{W}} \quad (3)$$

The next step is to optimize  $\nabla \mathbf{W}'$  and bring it closer to the ground truth gradient  $\nabla \mathbf{W}$  as much as possible. In this case, we need to define a differentiable distance function  $\mathcal{D}(\mathbf{W}, \mathbf{W}')$ , so that we can obtain the best  $\mathbf{X}'$  and  $\mathbf{Y}'$  as follows:

$$(\mathbf{X}^*, \mathbf{Y}^*) = \arg \min_{(\mathbf{X}', \mathbf{Y}')} \mathcal{D}(\nabla \mathbf{W}', \nabla \mathbf{W}) \quad (4)$$

2) *Distance function for gradient matching*: Our observation shows that in the weight initialization stage, the ground truth gradients  $\nabla \mathbf{W}$  of the same training data are smaller when initializing the weights of the neural networks by a normal distribution than by a uniform distribution. Besides, the  $\nabla \mathbf{W}$  under a normal weight distribution gathers around zero values more heavily than the  $\nabla \mathbf{W}$  under a uniform weight initialization. So we consider a normal weight distribution and pre-trained weights. When we obtain the dummy gradient  $\nabla \mathbf{W}'$  from the dummy data, we have noted that  $\nabla \mathbf{W}'$  values are much smaller than the  $\nabla \mathbf{W}$  values under the same setting. If we use the Euclidean distance between  $\nabla \mathbf{W}'$  and  $\nabla \mathbf{W}$  as the distance function, the reconstruction of the training data is driven by large gradients at the early stages. However, this might cause a problem when using Euclidean distance under a normal weight initialization since most of the gradients gather around zero while a small proportion of gradients have large values.

To overcome this problem, instead of using the Euclidean distance between  $\nabla \mathbf{W}'$  and  $\nabla \mathbf{W}$  as the distance function, we consider a combination with Euclidean distance and L1 norm with a coefficient parameter as our distance function:

$$\begin{aligned} & \mathcal{D}(\nabla \mathbf{W}', \nabla \mathbf{W}) \\ & = \|\nabla \mathbf{W}' - \nabla \mathbf{W}\|^2 + \alpha(\nabla \mathbf{W}) \|\nabla \mathbf{W}' - \nabla \mathbf{W}\| \end{aligned} \quad (5)$$

where  $\alpha(\nabla \mathbf{W})$  is a factor specified for each layer's  $\nabla \mathbf{W}$  and its value decreases along with the order of the layer. By doing this, we put larger weights on the gradient differences on the front layers as they are closer to the input training data. The value of  $\alpha(\nabla \mathbf{W})$  is crucial and needs to be suitable for different weight settings.

| Models                | Layers | Hidden Units | Attention Heads | Filter Size |
|-----------------------|--------|--------------|-----------------|-------------|
| Transformer           | 2      | 100          | 4               | 200         |
| TinyBERT <sub>4</sub> | 4      | 312          | 6               | 1,200       |
| TinyBERT <sub>6</sub> | 6      | 768          | 12              | 3,072       |
| BERT <sub>BASE</sub>  | 12     | 768          | 12              | 3,072       |
| BERT <sub>LARGE</sub> | 24     | 1,024        | 16              | 4,096       |

TABLE I: Model structures explored in this work: encoder-decoder Transformer, decoder only BERT (BERT<sub>BASE</sub> and BERT<sub>LARGE</sub>), and distilled BERT (TinyBERT<sub>4</sub>, TinyBERT<sub>6</sub>)

### D. The framework of algorithm

Our complete proposed algorithm is shown in Algorithm 1, and the highlights of our algorithm are as follows. We initialize a dummy data  $(\mathbf{X}', \mathbf{Y}')$  and obtain the gradient  $\nabla \mathbf{W}'$  of the dummy data. We update the dummy data in each iteration to minimize the distance between the dummy gradient  $\nabla \mathbf{W}'$  and the real data gradient  $\nabla \mathbf{W}$ . we use a linear combination with L1 and L2 norm function in Eq. 5 as our distance function.

The initialization of the dummy data can be generated from a normal distribution or constant values  $\mathbf{C}$  as shown in Algorithm 1. At each step after updating  $(\mathbf{X}', \mathbf{Y}')$  in line 6, we normalize the value of  $(\mathbf{X}', \mathbf{Y}')$  to a specific range in line 6 to prevent it from being trapped at some extreme value and make the training more stable.

---

#### Algorithm 1 The Process of TAG

---

```

1: if model pre-trained then
2:    $\mathbf{X}' =$  pre-trained weights  $\mathbf{C}$ 
3: else
4:    $\mathbf{X}' =$  initial weights
5: end if
6: for  $i$  in Iterations do
7:   get gradient as:
8:    $\nabla \mathbf{W}' \leftarrow \partial \mathcal{L}(f(\mathbf{X}, \mathbf{W}) / \partial \mathbf{W}')$ 
9:    $\mathcal{D}(\nabla \mathbf{W}', \nabla \mathbf{W}_i) \leftarrow \|\nabla \mathbf{W}' - \nabla \mathbf{W}\|_2 + \alpha(\nabla \mathbf{W}) \|\nabla \mathbf{W}' - \nabla \mathbf{W}\|$ 
10:  update  $(\mathbf{X}', \mathbf{Y}')$ :
11:   $\mathbf{X}' \leftarrow \mathbf{X}' - \eta \frac{\partial \mathcal{D}(\nabla \mathbf{W}', \nabla \mathbf{W}_i)}{\partial \nabla \mathbf{X}'}$ ,
12:   $\mathbf{Y}' \leftarrow \mathbf{Y}' - \eta \frac{\partial \mathcal{D}(\nabla \mathbf{W}', \nabla \mathbf{W}_i)}{\partial \nabla \mathbf{Y}'}$ 
13:  normalize  $\mathbf{X}' \in [0, 1]$ 
14: end for

```

---

## IV. EXPERIMENT SETUP

All of our experiments are conducted on servers with Intel(R) Xeon(R) Gold 5218 (64 virtual CPUs with 504 GB memory) and 8 NVIDIA Quadro RTX 6000 GPUs (24GB memory) by PyTorch 1.5.1, Python 3.6, and CUDA 10.2.

### A. Datasets

We evaluate our algorithm on the following tasks from the General Language Understanding Evaluation (GLUE) [26] benchmark.

**CoLA.** The Corpus of Linguistic Acceptability [27] consists of English acceptability judgments drawn from book and journal articles on linguistic theory. Each example is a sequence of words annotated with whether it is a grammatical English sentence.

**SST-2.** The Stanford Sentiment Treebank [28] consists of sentences from movie reviews and human annotations of their sentiment. The task is to predict the sentiment of a given sentence. We use the two-way (positive/negative, 1/0) class split and use only sentence-level labels.

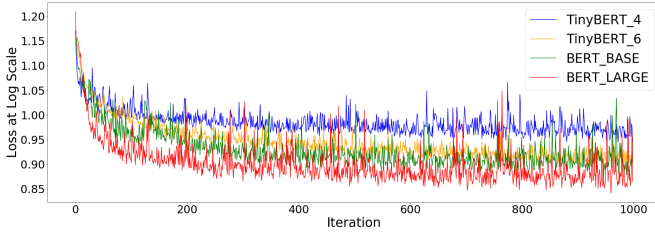


Fig. 2: Comparison on Loss Curve. The loss is continuously decreasing and be stable when the iteration reached 200 for all models.

**RTE.** The Recognizing Textual Entailment (RTE) [29] datasets come from a series of annual textual entailment challenges. This dataset is constructed based on news and Wikipedia text with a combination of RTE1-3, and RTE5.

### B. Model settings

We conduct experiments using three popular transformer-based networks, including the basic transformer model [12], TinyBERT [13] and BERT [5]. The basic transformer contains two transformer encoders and one transformer decoder. The number of heads in the self-attention layers is four and the dimension of the feed-forward network model is 200. The activation function is Gaussian Error Linear Units (GELU) [30]. We also applied our algorithm to two different sizes TinyBERT and two different sizes BERT. The TinyBERT<sub>4</sub> is with four layers, 312 hidden units, feed-forward filter size of 1200 and 6 attention heads. The TinyBERT<sub>6</sub> is with 6 layers, 768 hidden units, feed-forward filter size of 3072 and 12 attention heads. In addition, we use the configurations from [5] for BERT. The BERT<sub>BASE</sub> has 12 layers, 768 hidden units, 3072 feed-forward filter size, and 12 attention heads. The BERT<sub>LARGE</sub> has 24 layers, 1024 hidden units, 4096 feed-forward filter size and 16 attention heads. Table I summarizes the model structures explored in this work.

### C. Experiment parameters settings

For each task and dataset of interest, we use the same set of hyperparameters: BertAdam optimizer [5] with learning rate 0.05. For every single sentence recovering, we set the max iteration as 1,000 for our algorithm.

### D. Experiment evaluation

Evaluation metrics are described as follows.

**Recover Rate.** This metric is defined as the max percentage of tokens recovered from gradients in a single iteration. We propose this metric to measure the percentage of information leaked from gradient-based attacks.

**ROUGE.** Recall-Oriented Understudy for Gisting Evaluation [31], is a set of metrics used for evaluating automatic summarization and machine translation in natural language processing. We use ROUGE-1, ROUGE-2, and ROUGE-L to evaluate the similarity between the sentence generated from gradient attacks and the original sentences. More specifically speaking, ROUGE-1 and ROUGE-2 refer to the overlap of unigrams and bigrams between the reconstructed text and

reference, respectively, and ROUGE-L measures the longest matching subsequence of tokens.

**Runtime.** This metric is the average of elapsed system time to complete the attack.

## V. RESULT ANALYSIS AND VISUALIZATION

In this section, we conduct carefully designed experiments to evaluate the proposed TAG on various datasets mentioned in Section IV-A using the metrics defined in Section IV-D. We have four highlighted results for our evaluation.

**Our algorithm is convergent.** We study the loss evolution on a single sentence data attacking. As shown in Fig. 2, the loss is continuously decreasing for different model architectures, which means our algorithm is convergent. The loss curves become smooth after 200 iterations.

The TAG attacking process can be visualized in 2D (Fig. 3) and 3D (Fig. 4), respectively, using the Principal Component Analysis (PCA) to reduce the dimension of the embedding matrix [32]. We start reconstructing data as an embedding matrix from a random normal distribution and gradually matching the ground truth data embedding during the attacking process.

It can be observed from Fig. 3 that the reconstructed data is changing from the initial random guess (Fig. 3 (a.)) to the state (Fig. 3 (d.)), which is almost identical to ground truth with a minor difference in sequence order. Fig. 4 provides a clearer view of the reconstruction process using TAG to approach the ground truth text.

**Larger model leaks more information.** Table II summarizes the averaged metrics of TinyBERT<sub>4</sub>, TinyBERT<sub>6</sub>, BERT<sub>BASE</sub> to BERT<sub>LARGE</sub> on the mixture of datasets mentioned in Section IV-A, i.e., RTE, SST-2, and CoLA, with the same vocabulary dictionary. According to Table I, the size of model structure is sequentially increasing from TinyBERT<sub>4</sub>, TinyBERT<sub>6</sub>, BERT<sub>BASE</sub> to BERT<sub>LARGE</sub>. We can observe from Table II that larger models leak more information than the smaller ones. For Recover Rate, the BERT<sub>LARGE</sub> leaks 30% more comparing to the TinyBERT<sub>4</sub>, 20% more comparing to the TinyBERT<sub>6</sub> and 10% more comparing to the BERT<sub>BASE</sub>. A similar result can be found in ROUGE-1. As for ROUGE-2, the information leaked from BERT<sub>LARGE</sub> is 5 $\times$ , 2.5 $\times$ , and 2 $\times$  compared to TinyBERT<sub>4</sub>, TinyBERT<sub>6</sub>, and BERT<sub>BASE</sub>, respectively. For ROUGE-L, the largest model BERT<sub>LARGE</sub> leaks the most information, which is 2.5 $\times$ , 1.8 $\times$ , and 1.5 $\times$  larger than TinyBERT<sub>4</sub>, TinyBERT<sub>6</sub>, and BERT<sub>BASE</sub>, respectively.

Researchers indicate that *to obtain a better result in NLP we should use a larger model on a larger dataset in their paper* [33]. Based on the results of this experiment, smaller NLP models tend to be more resilient against gradient-based attacks. Information and data security could be another dimension adding to the current tradeoffs among accuracy, latency, and memory footprint.

**Larger model requires more time for reconstructing.** We evaluate the runtime performance of our proposed algorithm among different models under 1,000 iterations. A larger model generates more gradients, and in order to reconstruct the data we need to build the same structure model as the adversarial model

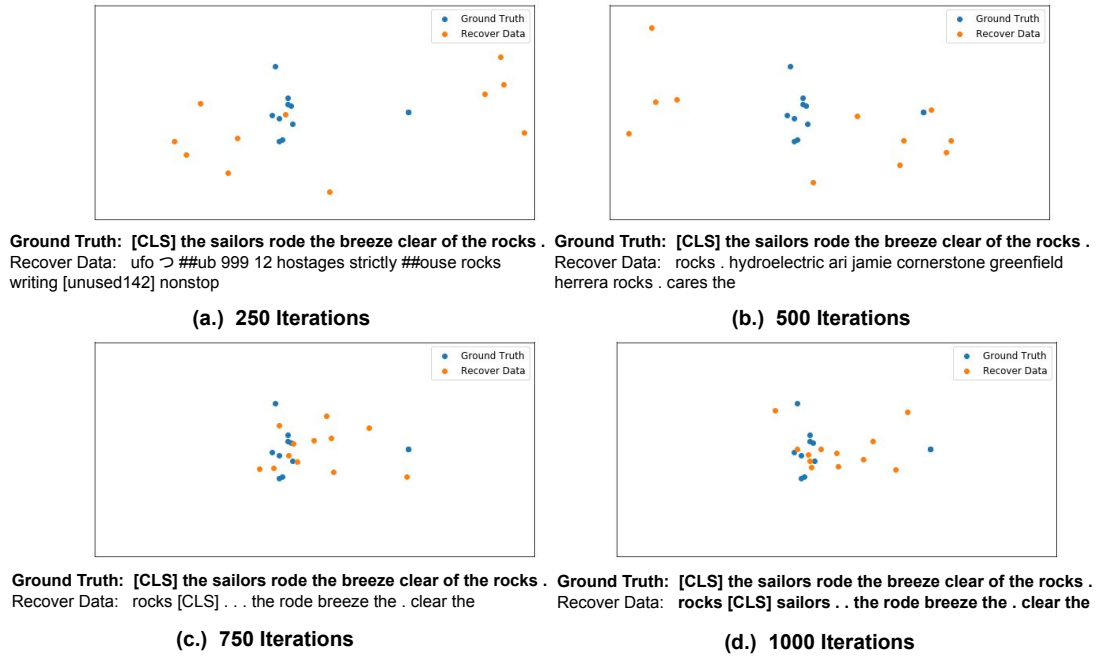


Fig. 3: PCA for 2D Word Embedding Matrix. Recover data is selected randomly by the beginning and identical to the ground truth when the attack processing finished.

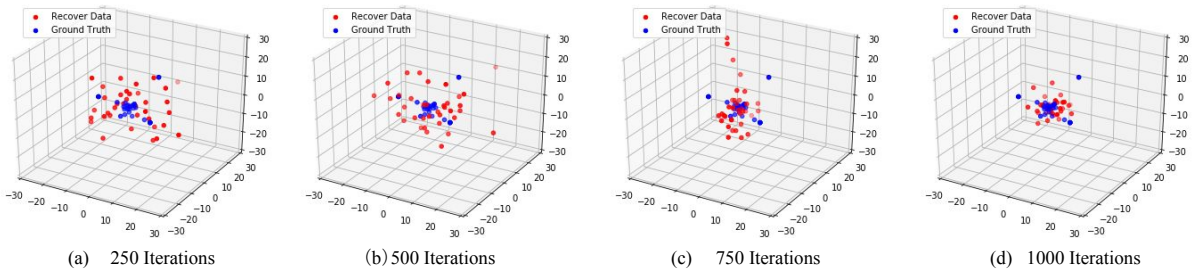


Fig. 4: PCA for 3D Word Embedding Matrix. In 3-Dimension, TAG keeps dummy data approaching ground truth data.

| Models                       | Recover Rate(%) | ROUGE-1(%) | ROUGE-2(%) | ROUGE-L(%) | Runtime (Seconds) |
|------------------------------|-----------------|------------|------------|------------|-------------------|
| <b>TinyBERT</b> <sub>4</sub> | 29.45           | 27.07      | 3.12       | 22.41      | 503.24            |
| <b>TinyBERT</b> <sub>6</sub> | 38.37           | 34.95      | 6.54       | 30.87      | 526.01            |
| <b>BERT</b> <sub>BASE</sub>  | 40.84           | 41.95      | 7.77       | 38.08      | 1278.62           |
| <b>BERT</b> <sub>LARGE</sub> | 49.62           | 48.67      | 15.03      | 53.09      | 1672.52           |

TABLE II: Results are evaluated for Recover Rate, ROUGE-1, ROUGE-2, ROUGE-L and Runtime. The result is the average of all selected data that used for evaluation from GLUE.

|              | Example 1  | Example 2   |
|--------------|--|---|
| Proposed     | <b>We monitoring the the global pandemic</b> and will and <b>update the conference plans</b> of of the <b>the conference dates</b> dates.            | <b>The area chairs reviewers reviewers</b> will and <b>area</b> of conference <b>broad expertise</b> expertise <b>cover machines or cases</b> |
| DLG          | <b>We</b> we students <b>monitoring monitoring the pandemic</b> and of pandemic plans <b>plans</b> as needed closer to the <b>conference dates</b> . | The we <b>chairs</b> chairs written work <b>will</b> will people <b>expertise</b> expertise longer cases <b>cases</b> .                       |
| Ground Truth | We are monitoring the ongoing global pandemic and will update the conference plans as needed closer to the conference dates.                         | The area chairs and reviewers in each area will have broad expertise to cover these cases.  |

TABLE III: Examples of attack on language model. Compared to DLG, TAG recover up to 2× words. Compared to Ground Truth, TAG recover almost all key words and is nearly identical semantically.

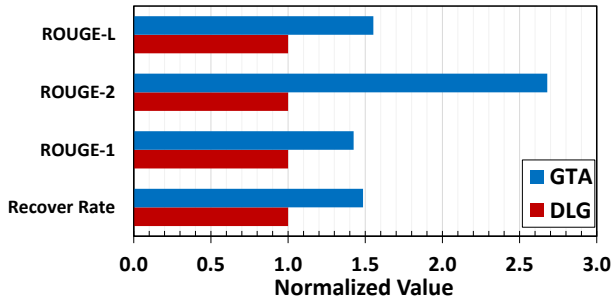


Fig. 5: Comparison with DLG (values normalized to DLG metrics). TAG has distinct advantages. Especially for ROUGE-2, which is more than  $2.5\times$  to DLG.

| Weight Distribution | Uniform (Initializer Range) |       |       | Normal (Standard Deviation) |       |       |
|---------------------|-----------------------------|-------|-------|-----------------------------|-------|-------|
|                     | 0.01                        | 0.02  | 0.03  | 0.01                        | 0.02  | 0.03  |
| Recover Rate(%)     | 36.21                       | 52.17 | 60.25 | 50.12                       | 41.57 | 33.33 |
| ROUGE-1(%)          | 39.39                       | 44.27 | 60.98 | 54.54                       | 45.56 | 35.71 |
| ROUGE-2(%)          | 14.54                       | 15.09 | 23.63 | 30.00                       | 1.01  | 0     |
| ROUGE-L(%)          | 44.39                       | 46.98 | 57.43 | 66.66                       | 40.01 | 37.01 |

TABLE IV: Result comparison on weight uniform distribution among different initializer range.

to apply our algorithm. Hence, in Table II, we can see that runtime increases as the model gets larger. BERT<sub>LARGE</sub> costs  $3\times$  runtime as compared to the TinyBERT<sub>4</sub>, and BERT<sub>BASE</sub> takes  $2.5\times$  more runtime as compared with TinyBERT<sub>4</sub>.

**Our algorithm is more effective than the prior art.** We also compare our algorithm with the prior art DLG [8]. In Table III, we apply our algorithm and DLG on Transformer [12] and attack a sentence from NAACL-HLT 2021. Compared to the DLG, our proposed algorithm recovers more than  $2\times$  words and compares to the Ground Truth. More importantly, we almost recover all keywords.

We further apply TAG and DLG on BERT, and evaluate the results on the randomly chosen 100 sentences from CoLA and RTE dataset and calculate the averaged value for each experiment. Fig. 5 shows the results. Compared to DLG, TAG demonstrates distinct advantages. For ROUGE-2, the result of TAG is about  $2.7\times$  to DLG. As for ROUGE-1, ROUGE-L and Recover Rate, TAG also takes a  $1.5\times$  advantages to DLG, which is significant.

## VI. ABLATION STUDIES

In this section, we conduct ablation experiments over several parameters when we evaluate the results of our algorithm. We change the section of the following factors: the weight distributions, the pre-trained weight, the length of the sentence data, and the size of the vocabulary dictionary.

### A. Effects of weight distributions

We evaluate the effects of weight distributions by different distributions and different standard deviations of the distributions. We use the TinyBERT<sub>6</sub> model and choose a sentence data from GLUE to apply different weight distributions. For different standard deviation, we choose 0.01, 0.02, and 0.03 respectively in a normal distribution with mean as 0. In the right part of Table IV, from 0.01 to 0.03, the result is better when the standard deviation is smaller. When the standard

| Models          | pre-trained Model |       | Initialized Model |       |
|-----------------|-------------------|-------|-------------------|-------|
|                 | CoLA              | SST-2 | CoLA              | SST-2 |
| Recover Rate(%) | 48.76             | 43.85 | 34.13             | 33.82 |
| ROUGE-1(%)      | 45.68             | 36.40 | 30.84             | 30.74 |
| ROUGE-2(%)      | 8.01              | 4.26  | 6.41              | 5.45  |
| ROUGE-L(%)      | 37.61             | 32.95 | 26.80             | 26.42 |

TABLE V: Result comparison on pre-trained model and Initialized Model.

| Datasets | Recover Rate(%) | ROUGE-1(%) | ROUGE-2(%) | ROUGE-L(%) |
|----------|-----------------|------------|------------|------------|
| RTE      | 22.70           | 13.40      | 1.09       | 11.29      |
| CoLA     | 34.13           | 30.84      | 6.41       | 26.80      |

TABLE VI: Result comparison on RTE and CoLA.

deviation is 0.01, our proposed algorithm recovers half of the sentence. What’s more, when the standard deviation reaches 0.03, only one of three of the sentence can be recovered. To analyze the uniform distribution weight initializer, we also choose the range from 0.01 to 0.03, respectively with a mean as 0. In the left of Table IV, the result is better when the range is greater.

### B. Effects of model pretraining

We evaluate our proposed algorithm on the effects of model pretraining on two different datasets, CoLA and SST-2. In this experiment, we choose the TinyBERT<sub>6</sub> model and download the pre-trained version from GitHub and also initialize this model using normal distribution with mean as 0 and standard deviation as 0.02. In Table V, for CoLA dataset, pre-trained model demonstrates  $1.5\times$  better than the initialized model. Overall, the pre-trained model shows a better result than the initialized model. We believe the pre-trained model contains more information since it has been trained with data.

| Vocabulary        | Small-Scale | Medium-Scale | Ratio |
|-------------------|-------------|--------------|-------|
| Total # of Tokens | 21,128      | 30,522       | 0.69  |
| Recover Rate(%)   | 54.61       | 34.13        | 1.60  |
| ROUGE-1(%)        | 54.87       | 30.84        | 1.78  |
| ROUGE-2(%)        | 11.83       | 6.41         | 1.85  |
| ROUGE-L(%)        | 47.40       | 26.80        | 1.77  |

TABLE VII: Result comparison on different scales of vocabulary dictionaries.

### C. Performance on different datasets

To evaluate the effects of different sentence length to our proposed algorithm, we conduct experiments on datasets: RTE and CoLA. RTE is a dataset that contains longer sentences than CoLA. We choose sentences to contain more than 50 words from RTE, while sentences within ten words from CoLA as the input data for this experiment. We choose the TinyBERT<sub>6</sub> model with initialized normal distributed weight for this experiment. In Table VI, the results from CoLA are better than RTE, especially for ROUGE family. The ROUGE-1 and ROUGE-2 of CoLA are  $3\times$  better than RTE, and ROUGE-L is  $2.5\times$  better RTE.

### D. Effects of vocabulary dictionary

To evaluate the effects of vocabulary scale, we choose a small scale vocabulary from [34] and a medium scale vocabulary

from BERT [5]. The total numbers of tokens in the small and medium vocabularies are 21,128 and 30,522, respectively. We conduct the experiment with TinyBERT<sub>6</sub> model on CoLA and only alter the vocabulary. In Table VII, we observe that the smaller vocabulary size may result in more leakage while the larger one leaks less. For the smaller vocabulary size, the result is more than 1.6× improvement compared to the larger one in terms of all evaluation metrics.

## VII. CONCLUSION

In this work, we propose, TAG, Transformer Attack from Gradient framework with an adversary algorithm to reconstruct private text data from the transformer model’s gradients. We demonstrate that TAG address the high possibility that private information such as name, heights is likely to be leaked in transformer based model. We develop a set of metrics to evaluate the effectiveness of the proposed attack algorithm quantitatively. Our experiments show that TAG works well on more different weight distributions in reconstructing training data on Transformer, TinyBERT<sub>4</sub>, TinyBERT<sub>6</sub>, BERT<sub>BASE</sub>, and BERT<sub>LARGE</sub> using GLUE benchmark, and achieves 1.5× recover rate and 2.5× ROUGE-2 over prior methods without the need of ground truth label. Also, TAG can obtain up to 90% data by attacking gradients in CoLA dataset. Comparing with previous methods, TAG can cause significantly larger privacy leakage. Therefore, we hope the proposed TAG will shed some light on the privacy leakage problem in Transformer-based NLP models.

## REFERENCES

- [1] K. Bonawitz, H. Eichner, W. Grieskamp, D. Huba, A. Ingerman, V. Ivanov, C. Kiddon, J. Konecny, S. Mazzocchi, H. B. McMahan *et al.*, “Towards federated learning at scale: System design,” *arXiv preprint arXiv:1902.01046*, 2019.
- [2] A. Hard, K. Rao, R. Mathews, S. Ramaswamy, F. Beaufays, S. Augenstein, H. Eichner, C. Kiddon, and D. Ramage, “Federated learning for mobile keyboard prediction,” *arXiv preprint arXiv:1811.03604*, 2018.
- [3] T. Mikolov, K. Chen, G. Corrado, and J. Dean, “Efficient estimation of word representations in vector space,” 2013.
- [4] M. E. Peters, M. Neumann, M. Iyyer, M. Gardner, C. Clark, K. Lee, and L. Zettlemoyer, “Deep contextualized word representations,” 2018.
- [5] J. Devlin, M.-W. Chang, K. Lee, and K. Toutanova, “Bert: Pre-training of deep bidirectional transformers for language understanding,” 2019.
- [6] D. Garcia Bernal, “Decentralizing large-scale natural language processing with federated learning,” 2020.
- [7] S. Ramaswamy, O. Thakkar, R. Mathews, G. Andrew, H. B. McMahan, and F. Beaufays, “Training production language models without memorizing user data,” *arXiv preprint arXiv:2009.10031*, 2020.
- [8] L. Zhu, Z. Liu, and S. Han, “Deep leakage from gradients,” in *Advances in Neural Information Processing Systems*, 2019, pp. 14774–14784.
- [9] S. Chen, R. Jia, and G.-J. Qi, “Improved techniques for model inversion attacks,” 2020.
- [10] B. Hitaj, G. Ateniese, and F. Perez-Cruz, “Deep models under the gan: information leakage from collaborative deep learning,” in *Proceedings of the 2017 ACM SIGSAC Conference on Computer and Communications Security*, 2017, pp. 603–618.
- [11] L. Melis, C. Song, E. D. Cristofaro, and V. Shmatikov, “Exploiting unintended feature leakage in collaborative learning,” 2018.
- [12] A. Vaswani, N. Shazeer, N. Parmar, J. Uszkoreit, L. Jones, A. N. Gomez, Ł. Kaiser, and I. Polosukhin, “Attention is all you need,” in *Advances in neural information processing systems*, 2017, pp. 5998–6008.
- [13] X. Jiao, Y. Yin, L. Shang, X. Jiang, X. Chen, L. Li, F. Wang, and Q. Liu, “Tinybert: Distilling bert for natural language understanding,” 2020.
- [14] M. Fredrikson, S. Jha, and T. Ristenpart, “Model inversion attacks that exploit confidence information and basic countermeasures,” in *Proceedings of the 22nd ACM SIGSAC Conference on Computer and Communications Security*, 2015, pp. 1322–1333.
- [15] B. McMahan and D. Ramage, “Federated learning: Collaborative machine learning without centralized training data,” *Google Research Blog*, 2017.
- [16] B. McMahan, E. Moore, D. Ramage, S. Hampson, and B. A. y Arcas, “Communication-efficient learning of deep networks from decentralized data,” in *Artificial Intelligence and Statistics*. PMLR, 2017, pp. 1273–1282.
- [17] P. Kairouz, H. B. McMahan, B. Avent, A. Bellet, M. Bennis, A. N. Bhagoji, K. Bonawitz, Z. Charles, G. Cormode, R. Cummings *et al.*, “Advances and open problems in federated learning,” *arXiv preprint arXiv:1912.04977*, 2019.
- [18] R. C. Geyer, T. Klein, and M. Nabi, “Differentially private federated learning: A client level perspective,” *arXiv preprint arXiv:1712.07557*, 2017.
- [19] H. B. McMahan, D. Ramage, K. Talwar, and L. Zhang, “Learning differentially private recurrent language models,” in *International Conference on Learning Representations*, 2018.
- [20] K. Bonawitz, V. Ivanov, B. Kreuter, A. Marcedone, H. B. McMahan, S. Patel, D. Ramage, A. Segal, and K. Seth, “Practical secure aggregation for privacy-preserving machine learning,” in *Proceedings of the 2017 ACM SIGSAC Conference on Computer and Communications Security*, 2017, pp. 1175–1191.
- [21] L. Melis, C. Song, E. De Cristofaro, and V. Shmatikov, “Exploiting unintended feature leakage in collaborative learning,” in *2019 IEEE Symposium on Security and Privacy (SP)*. IEEE, 2019, pp. 691–706.
- [22] I. Goodfellow, J. Pouget-Abadie, M. Mirza, B. Xu, D. Warde-Farley, S. Ozair, A. Courville, and Y. Bengio, “Generative adversarial nets,” in *Advances in neural information processing systems*, 2014, pp. 2672–2680.
- [23] Y. Liu, M. Ott, N. Goyal, J. Du, M. Joshi, D. Chen, O. Levy, M. Lewis, L. Zettlemoyer, and V. Stoyanov, “Roberta: A robustly optimized bert pretraining approach,” *arXiv preprint arXiv:1907.11692*, 2019.
- [24] H. Bao, L. Dong, F. Wei, W. Wang, N. Yang, X. Liu, Y. Wang, S. Piao, J. Gao, M. Zhou *et al.*, “Unilmv2: Pseudo-masked language models for unified language model pre-training,” *arXiv preprint arXiv:2002.12804*, 2020.
- [25] V. Sanh, L. Debut, J. Chaumond, and T. Wolf, “Distilbert, a distilled version of bert: smaller, faster, cheaper and lighter,” *arXiv preprint arXiv:1910.01108*, 2019.
- [26] A. Wang, A. Singh, J. Michael, F. Hill, O. Levy, and S. R. Bowman, “Glue: A multi-task benchmark and analysis platform for natural language understanding,” 2019.
- [27] A. Warstadt, A. Singh, and S. R. Bowman, “Neural network acceptability judgments,” 2019.
- [28] R. Socher, A. Perelygin, J. Wu, J. Chuang, C. D. Manning, A. Y. Ng, and C. Potts, “Recursive deep models for semantic compositionality over a sentiment treebank,” in *Proceedings of the 2013 conference on empirical methods in natural language processing*, 2013, pp. 1631–1642.
- [29] I. Dagan, O. Glickman, and B. Magnini, “The pascal recognising textual entailment challenge,” in *Machine Learning Challenges Workshop*. Springer, 2005, pp. 177–190.
- [30] D. Hendrycks and K. Gimpel, “Gaussian error linear units (gelus),” *arXiv preprint arXiv:1606.08415*, 2016.
- [31] C.-Y. Lin, “ROUGE: A package for automatic evaluation of summaries,” in *Text Summarization Branches Out*. Barcelona, Spain: Association for Computational Linguistics, Jul. 2004, pp. 74–81. [Online]. Available: <https://www.aclweb.org/anthology/W04-1013>
- [32] N. Katracheva, A. Yaskevich, A. Lisitsina, T. Zhordaniya, A. Kutuzov, and E. Kuzmenko, “Vec2graph: A python library for visualizing word embeddings as graphs,” in *Analysis of Images, Social Networks and Texts*, W. M. P. van der Aalst, V. Batagelj, D. I. Ignatov, M. Khachay, V. Kuskova, A. Kutuzov, S. O. Kuznetsov, I. A. Lomazova, N. Loukachevitch, A. Napoli, P. M. Pardalos, M. Pelillo, A. V. Savchenko, and E. Tutubalina, Eds. Cham: Springer International Publishing, 2020, pp. 190–198.
- [33] C. Raffel, N. Shazeer, A. Roberts, K. Lee, S. Narang, M. Matena, Y. Zhou, W. Li, and P. J. Liu, “Exploring the limits of transfer learning with a unified text-to-text transformer,” *arXiv preprint arXiv:1910.10683*, 2019.
- [34] Y. Cui, W. Che, T. Liu, B. Qin, Z. Yang, S. Wang, and G. Hu, “Pre-training with whole word masking for chinese bert,” *arXiv preprint arXiv:1906.08101*, 2019.