

# Frame-independent vector-cloud neural network for nonlocal constitutive modelling on arbitrary grids

Xu-Hui Zhou<sup>a,1</sup>, Jiequn Han<sup>b,1,\*</sup>, Heng Xiao<sup>a</sup>

<sup>a</sup>*Kevin T. Crofton Department of Aerospace and Ocean Engineering, Virginia Tech, Blacksburg, Virginia, USA*

<sup>b</sup>*Department of Mathematics, Princeton University, Princeton, New Jersey, USA*

---

## Abstract

Constitutive models are widely used for modelling complex systems in science and engineering, where first-principle-based, well-resolved simulations are often prohibitively expensive. For example, in fluid dynamics, constitutive models are required to describe nonlocal, unresolved physics such as turbulence and laminar-turbulent transition. In particular, Reynolds stress models for turbulence and intermittency transport equations for laminar-turbulent transition both utilize convection–diffusion partial differential equations (PDEs). However, traditional PDE-based constitutive models can lack robustness and are often too rigid to accommodate diverse calibration data. We propose a frame-independent, nonlocal constitutive model based on a vector-cloud neural network that can be trained with data. The learned constitutive model can predict the closure variable at a point based on the flow information in its neighborhood. Such nonlocal information is represented by a group of points, each having a feature vector attached to it, and thus the input is referred to as vector cloud. The cloud is mapped to the closure variable through a frame-independent neural network, which is invariant both to coordinate translation and rotation and to the ordering of points in the cloud. As such, the network takes any number of arbitrarily arranged grid points as input and thus is suitable for unstructured meshes commonly used in fluid flow simulations. The merits of the proposed network are demonstrated on scalar transport PDEs on a family of parameterized periodic hill geometries. Numerical results show that the vector-cloud neural network is a promising tool not only as nonlocal constitutive models and but also as general surrogate models for PDEs on irregular domains.

**Keywords:** constitutive modelling, nonlocal closure model, frame-independence, deep learning

---

## 1. Introduction

Constitutive models are widely encountered in science and engineering when the computational costs of simulating complex systems are often prohibitively high. Taking industrial computational fluid dynamics (CFD) for example, constitutive models such as Reynolds stress models and eddy viscosity models are often used to describe unresolved turbulence and to *close* the Reynolds averaged Navier–Stokes (RANS) equations for the mean flows fields, which are of ultimate interest in engineering design. As such, they are also referred to as “closure models”, a term that is used interchangeably in this work. Closure models are also used to describe laminar-turbulent transitions, which typically occur near the leading edge of airfoils or gas engine turbines. Despite the enormous growth of available computational resources in the past decades, even to this day such closure models are still the backbone of engineering CFD solvers. However, these models are typically based on a hybrid of partial differential equations (PDEs) and algebraic relations, which are difficult

---

\*Corresponding author

Email addresses: jiequnh@princeton.edu (Jiequn Han), hengxiao@vt.edu (Heng Xiao)

<sup>1</sup>Contributed equally.

to calibrate. In particular, it is challenging to accommodate diverse sets of calibration data, especially those from realistic, complex flows.

In the past few years, the emergence of neural networks and other machine learning models has led to unprecedented opportunities for constitutive modelling. Among the most attractive features of neural-network-based models is their expressive power, which could enable flexible constitutive models to be calibrated on a wide range of datasets and consequently lead to a *de facto* universal model, or at least a *unified* model with automatic internal switching depending on the regime. This has long been an objective of constitutive model development such as in turbulence modelling. In light of such strengths and promises, researchers have made efforts to develop data-driven, machine-learning-based constitutive models in a wide range of application areas such as turbulence modelling [1–4] and computational mechanics [5–10] in general.

Most existing machine-learning-based constitutive models are local, algebraic functions of the form  $\tau = f(\mathbf{u})$ , i.e., the closure variable (denoted as  $\tau$ ) at  $\mathbf{x}_i$  depends solely on the resolved variable (e.g., velocity  $\mathbf{u}$ ) or at most the derivatives thereof (e.g., the strain rate) at the *same* point  $\mathbf{x}_i$ . However, the underlying unresolved physics to be represented by the constitutive models can be nonlocal. This is most evidently seen in turbulence models. The unresolved turbulent velocity fluctuation (which can be described by its second order statistics, i.e., the correlation, Reynolds stress) depends on an upstream neighborhood due to the convection and diffusion [11]. In fact, the transport physics of Reynolds stresses can be exactly described by a set of coupled convection–diffusion PDEs, which unfortunately contains unclosed terms of even higher order statistics. Other PDE-based constitutive models in industrial CFD include transport equations for intermittency [12] and amplification factor [13] in laminar-turbulent transition modelling and the transport of eddy viscosity [14], turbulent kinetic energy, dissipation [15], and frequencies [16] in turbulence modelling. Such closure models all imply a region-to-point mapping from the resolved primary variable (typically the flow field) to the respective closure variable.

In light of the observations above, it seems natural to explore using neural networks to mimic such nonlocal, region-to-point mapping for constitutive modelling. Such neural-network-based constitutive models both preserve the nonlocal mapping dictated by the underlying physics and admit diverse sets of training data. A natural first attempt is to draw inspirations from image recognition, where convolutional neural networks (CNN) are used to learn a nonlocal mapping from a region of pixels to its classification (e.g., nature of the object it represents, presence of tumor). This avenue has been explored in our earlier work [17]. We have demonstrated that the CNN-based model learns not only an accurate closure model but also the underlying Green’s function when the physics is described by a linear convection–diffusion PDE. This observation was also confirmed in recent works from other groups [18, 19].

Unfortunately, constitutive modelling (and physical modelling in general) poses much more stringent requirements than those in computer vision applications, and a straightforward application of those methods would not suffice. More specifically, the constitutive model must be *objective*, i.e., indifferent to the material frame [20]. To put it plainly, a constitutive model should not vary depending on the coordinate system (e.g., origin and orientation) or reference systems for zero velocity (i.e., Galilean invariance) or pressure (absolute versus gauge pressure). The frame-independence requirement immediately rules out CNN as an ideal vehicle for general constitutive modelling except for the special problems that are already equipped with intrinsic coordinates (e.g., the normal and tangential directions of the wall in the modelling of near-wall turbulence). Needless to say, all equations in classical mechanics from Newton’s second law to Navier–Stokes equations already satisfy the frame-independence requirement as they faithfully describe the physics, which are frame-independent. When developing constitutive models, the frame-independence requirement restricts the set of functions that are admissible as constitutive models [21], be it stress–strain model for elastic materials, eddy viscosity models of turbulence [22, 23], or pressure–strain-rate models for Reynolds stress transport equations [24]. However, in the realm of data-driven modelling, such conventional wisdom is not directly applicable, as the candidate function forms are dictated by the adopted type of machine learning model. Specifically, as neural networks are successive compositions of linear functions and nonlinear squashing, it is not straightforward to restrict the function forms as practiced in traditional constitutive modelling [22–24]. Recently, global operators or surrogate models parameterized by machine learning models for approximating solutions of the PDEs [see, e.g., 19, 25–32] have emerged as a new computation tool, which also hold the

promise to serve as nonlocal constitutive modelling. However, the objectivity of these modelling approaches, such as frame-independence and permutational invariance introduced below, has rarely been discussed in the literature.

Alternative strategies have been proposed to achieve frame-independence for data-driven modelling. The straightforward method borrowed from computer vision [33, 34] is to augment the training data by duplicating them to different coordinate systems (e.g., rotated by a series of random angles) before conducting the training [35]. That way, functions that deviate from frame-independence too much are implicitly rejected in the training process. However, this method is inefficient and does not guarantee strict frame-independence. Another strategy is to approximate the constitutive model in an admissible form, a function only processing invariants of the raw features, such as the magnitude of velocities, eigenvalues of strain-rate tensor [35], Q criteria of the velocity [3], or other handcrafted scalars. However, while it does eliminate dependence on the coordinate orientation, this may result in information loss on the relative direction among the input vectors (and tensors). For example, consider a hypothetical constitutive model where the turbulent kinetic energy  $\tau$  (a scalar quantity) at a given location  $\mathbf{x}_0$  is formulated as a function of the mean velocities  $\mathbf{u}_1$ ,  $\mathbf{u}_2$ , and  $\mathbf{u}_3$  at three cells in the neighborhood of  $\mathbf{x}_0$ . Restricting admissible functions to the form  $\tau = f(|\mathbf{u}_1|, |\mathbf{u}_2|, |\mathbf{u}_3|)$ , i.e., depending only on the velocity magnitudes, is too restrictive, although it does ensure rotational invariance. Rather, the *pairwise* inner-products (mutual projections) of the velocities also need to be included as input to make input information complete [36, 37] and still rotational invariant, i.e.,  $\tau = f(|\mathbf{u}_1|, |\mathbf{u}_2|, |\mathbf{u}_3|, \mathbf{u}_1^\top \mathbf{u}_2, \mathbf{u}_1^\top \mathbf{u}_3, \mathbf{u}_2^\top \mathbf{u}_3)$ . Note that our convention in this paper is that all vectors are column vectors. More concisely it can be written as  $\tau = f(\mathbf{Q}\mathbf{Q}^\top)$  with  $\mathbf{Q} = [\mathbf{u}_1^\top, \mathbf{u}_2^\top, \mathbf{u}_3^\top]$  and  $[\cdot]$  indicating vertical concatenation of velocity vectors to form matrix  $\mathbf{Q}$ .

In addition to the frame-independence that leads to translation and rotation invariance, the nonlocal mapping used in practice also involves another kind of invariance, the permutation invariance. In computational mechanics, unstructured meshes are often employed for discretization (e.g., in finite volume or finite element methods), where there is no intrinsic order for indexing the cells. Therefore, if we aim to construct an objective nonlocal mapping from the data in these cells, the mapping must be independent of the index order. In the previous hypothetical example, this requirement dictates that the prediction  $\tau$  must remain the same whether the input is  $(\mathbf{u}_1, \mathbf{u}_2, \mathbf{u}_3)$ ,  $(\mathbf{u}_3, \mathbf{u}_1, \mathbf{u}_2)$ , or any other ordering of three velocity vectors. In other words, the closure variable  $\tau$  must only depend on the set as a whole and not on the ordering of its elements.

In various fields of physical modelling, it has been observed that neural-network (other data-driven models) that respect all the physical constraints and symmetries tend to achieve the best performance [38–41]. In this work we draw inspirations from the recently developed neural network-based potential, Deep Potential [42, 43], to develop the nonlocal closure model that satisfies the aforementioned invariant properties in the context of computational mechanics. Potential energy is the basic but central building block in molecular dynamics, which are common tools in many disciplines, including physics, chemistry, and material science. Potential energy is a scalar function that takes all the considered atoms’ positions and types as input. Physics dictates that the potential energy is frame-independent and permutational invariant with atoms of the same type. Deep Potential guarantees all these invariances and has achieved remarkable success in accelerating the simulation of large systems with *ab initio* accuracy [44–46] thanks to the approximating ability of neural networks.

Our main contribution in the present work is in using a frame-independent *vector-cloud neural network* to capture the nonlocal physics in convection–diffusion PDEs, which are commonly used in closure modelling. The vector-cloud network maps a set of points  $\mathcal{Q}$  to the closure variable  $\tau$  as shown in Fig. 1. Each point in the cloud has a vector  $\mathbf{q}$  attached to it, and the vector consists of the point’s frame-dependent coordinates  $\mathbf{x}$  and resolved variables  $\mathbf{u}$  (e.g., velocity or strain) as well as frame-independent scalar features  $\mathbf{c}$ . The input features of the vector-cloud network (detailed in Table 1 later) are specifically tailored to reflect the underlying transport physics, but the network is otherwise similar to Deep Potential. The vector-cloud neural network is constructed to be invariant both to coordinate translation and rotation and to the ordering of the points. The invariance is achieved by the following operations as illustrated in Fig. 1: (i) compute pairwise inner products  $\mathcal{D}'_{ii'} = \mathbf{q}_i^\top \mathbf{q}_{i'}$  among all vectors in the cloud to obtain rotational invariant features, (ii) map

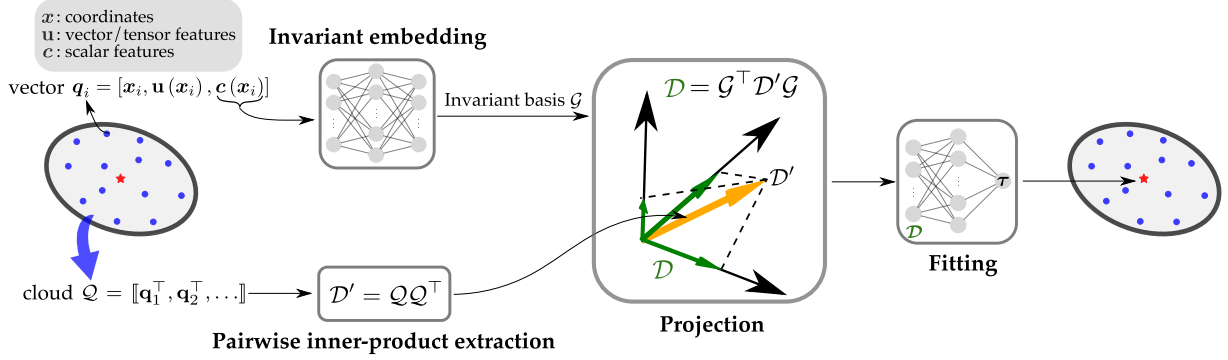


Figure 1: Schematic of the frame-independent, permutation-invariant vector-cloud neural network for nonlocal constitutive modelling, showing a mapping  $\mathcal{Q} \mapsto \tau$  from a cloud (left oval) of feature vectors  $\mathcal{Q} = \llbracket \mathbf{q}_1^\top, \mathbf{q}_2^\top, \dots \rrbracket$  to the closure variable  $\tau$  (center of right oval). We construct the mapping by starting with two simultaneous operations: (i) extract pairwise inner-product to obtain rotational invariant features  $\mathcal{D}'_{ii'} = \mathbf{q}_i^\top \mathbf{q}_{i'}$  and (ii) map the scalar quantities  $\mathbf{c}$  in each vector  $\mathbf{q}$  in the cloud through an embedding network to form a permutational invariant basis  $\mathcal{G}$ , which also inherits its rotational invariance from input  $\mathbf{c}$ . Then, we project  $\mathcal{D}'$  onto basis  $\mathcal{G}$  (not necessarily orthogonal) to produce final feature matrix  $\mathcal{D}$ , which is invariant to frame and permutation. Finally, we fit a neural network to map features  $\mathcal{D}$  to closure variable  $\tau$ . More details on the workflow and implementation are shown in Fig. 2.

the scalar features to a permutational invariant basis  $\mathcal{G}$  with an embedding network, and (iii) project the inner product  $\mathcal{D}'$  onto the basis to form invariant feature  $\mathcal{D} = \mathcal{G}^\top \mathcal{D}' \mathcal{G}$ , which is then further mapped to  $\tau$  with a neural network. The mapping  $\mathcal{Q} \mapsto \tau$  is frame-independent and permutational invariant as  $\mathcal{D}$  is invariant. More details of the workflow will be presented in Section 2 and further illustrated in Fig. 2.

## 2. Problem statement and proposed methodology

In the context of turbulence modelling for incompressible flows of constant density  $\rho$ , the mean flow fields (velocity  $\mathbf{u}$  and pressure  $p$ ) are described by the following RANS equation:

$$\mathbf{u} \cdot \nabla \mathbf{u} - \nu \nabla^2 \mathbf{u} = -\frac{1}{\rho} \nabla p + \nabla \cdot \boldsymbol{\tau}, \quad (1)$$

where  $\nu$  is molecular viscosity and the Reynolds stress term  $\boldsymbol{\tau}$  needs to be modelled by a transport equation of the form:

$$\mathbf{u} \cdot \nabla \boldsymbol{\tau} - \nabla \cdot (\nu \nabla \boldsymbol{\tau}) = \mathbf{P} - \mathbf{E}, \quad (2)$$

where  $\mathbf{E}$  indicates dissipation and  $\mathbf{P}$  includes both production, turbulent transport, and pressure-strain-rate terms. The constitutive PDE (2) implies a nonlocal mapping  $g : \mathbf{u}(\mathbf{x}) \mapsto \boldsymbol{\tau}(\mathbf{x})$  from the mean velocity field to the Reynolds stress. Our overarching goal of the data-driven constitutive modelling is to build a neural network-based surrogate for the equation (2) above that can be trained and used more flexibly with diverse sets of data.

In this preliminary work we prove the concept on a problem that is closely related yet simplified in two aspects. First, we build a constitutive neural network for a scalar  $\tau$  as opposed to the Reynolds stress tensor  $\boldsymbol{\tau}$ . Examples of scalar quantities in turbulence modelling include turbulent kinetic energy (TKE) and turbulent length scale. Second, the scalar  $\tau$  is transported by a velocity field  $\mathbf{u}$  not affected by the scalar and obtained from laminar flow. Given these two simplifications, hereafter  $\tau$  can be interpreted as the concentration field of a passive tracer, determined by the resolved variable (velocity  $\mathbf{u}$ ). The transport

equation otherwise mimics Eq. (2) above and reads:

$$\begin{aligned} \mathbf{u} \cdot \nabla \tau - \nabla \cdot (\nu \nabla \tau) &= P - E \\ \text{with } P &= \gamma \ell_m \sqrt{\tau} s^2 \text{ and } E = \zeta \tau^2 \\ s &= \|\mathbf{s}\| = \|\nabla \mathbf{u} + (\nabla \mathbf{u})^\top\|, \end{aligned} \quad (3)$$

where the production  $P$  depends on scalar  $\tau$ , mixing length  $\ell_m$ , and strain-rate  $\|\mathbf{s}\|$ , which resembles that for the TKE transport equation [47]. The mixing length is proportional to wall distance  $\eta$  and capped by the boundary layer thickness  $\delta$ , i.e.,  $\ell_m = \min(\kappa\eta, C_\mu\delta)$  with von Karman constant  $\kappa = 0.41$  and coefficient  $C_\mu = 0.09$ . Finally,  $\nu = 0.1$  and  $\zeta = 3$ , and  $\gamma = 200$  are diffusion, dissipation, and production coefficients, respectively.

Given the problem statement, we construct a constitutive neural network to predict the tracer concentration  $\tau$  at the point of interest  $\mathbf{x}_0$  from the flow field information. Considering both the nonlocal physics embodied in the transport PDE (3) and feasibility for implementation in CFD solvers, the network should form a region-to-point mapping  $\hat{g} : \langle \mathbf{q}(\mathbf{x}_0) \rangle \mapsto \tau(\mathbf{x}_0)$ , where  $\mathbf{q}$  is the feature vector, and  $\langle \mathbf{q}(\mathbf{x}_0) \rangle$  indicates the collection of features  $\{\mathbf{q}_i\}_{i=1}^n$  on  $n$  points (referred to as *cloud*) sampled from the region around  $\mathbf{x}_0$  (e.g., cell centers in the mesh indicated in dots inside the ovals in Fig. 2a). In general, the number  $n$  of points in a cloud can vary from location to location. The feature vector  $\mathbf{q}$  at each point is chosen to include the relative coordinate  $\mathbf{x}' = \mathbf{x} - \mathbf{x}_0$ , flow velocity  $\mathbf{u}$ , and additional seven scalar quantities  $\mathbf{c} = [\theta, s, b, \eta, \mathbf{u}, r, r']^\top$ , including

- (i) cell volume  $\theta$ , which represents the weight for each point in grid-based methods;
- (ii) velocity magnitude  $u$  and strain rate magnitude  $s$ , the latter of which often appears in various turbulence and transition models,
- (iii) boundary cell indicator  $b$  and wall distance function  $d$ , which help the closure model to distinguish between PDE-described mapping and wall model (boundary condition),
- (iv) proximity  $r$  (inverse of relative distance) to the center point of the cloud and proximity  $r'$  defined based on shifting and normalization of projection  $-\mathbf{u}^\top \mathbf{x}'$  accounting for the alignment between the convection and the relative position of the point in its cloud.

The former is motivated by the fact that features on points closer to  $\mathbf{x}_0$  have more influences on the prediction  $\tau(\mathbf{x}_0)$  than those further away for isotropic, diffusion-dominated physics. The latter is justified as the velocity-relative position alignment is important for convective physics: a cell with velocity pointing towards the cloud center  $\mathbf{x}_0$  is more important than those with velocities perpendicular to or pointing away from the center. Hence we propose  $r'$  to be proportional to (i) the time scale  $\frac{|\mathbf{u}|}{|\mathbf{x}'|}$  and (ii) the cosine of the angle (shifted to the positive range  $[0, 2]$ ) between the velocity  $\mathbf{u}$  and the vector  $-\mathbf{x}' (= \mathbf{x}_0 - \mathbf{x})$  from the point to cloud center, i.e.,  $1 - \frac{\mathbf{u}^\top \mathbf{x}'}{|\mathbf{u}||\mathbf{x}'|}$ . The two would multiply to yield  $r' = \frac{|\mathbf{u}||\mathbf{x}'| - \mathbf{u}^\top \mathbf{x}'}{|\mathbf{x}'|^2}$ , or equivalently  $r' = \epsilon_{r'} - \frac{\mathbf{u}^\top \mathbf{x}'}{|\mathbf{x}'|^2}$  with  $\epsilon_{r'} = |\mathbf{u}|/|\mathbf{x}'|$ .

Note that  $s$  and  $u$  are directly derived from the velocity  $\mathbf{u}$ , and the inverse distances  $r$  and  $r'$  can be derived from the coordinates (and velocities) of the points on the cloud. While including these derived quantities introduces some redundancy, it helps to guide the construction of the network-based closure model by embedding prior knowledge of physics into the input. The feature engineering above leads to  $\mathbf{q} = [\mathbf{x}', \mathbf{u}, \mathbf{c}]$ . The relative coordinates  $\mathbf{x}' = [x', y']^\top$  and velocity  $\mathbf{u} = [u, v]^\top$  are in two dimensional spaces ( $d = 2$ ), but extension to three dimensions is straightforward. With  $l' = 7$  scalar quantities as chosen above, the feature vector is  $\mathbf{q} \in \mathbb{R}^l$  with  $l = 2d + l' = 11$ . The features and the associated preprocessing are presented in Table 1.

In light of the frame-independence requirements, our first attempt is to seek a mapping of the form  $\tau = \hat{g}(\mathcal{Q}\mathcal{Q}^\top)$  with  $\mathcal{Q} = [\mathbf{q}_1, \dots, \mathbf{q}_n]^\top$ . Such a function has both translational and rotational invariance, because it depends only on the relative coordinates  $\mathbf{x}'_i$  and relative orientations of  $\mathbf{q}_i$  in the form of pairwise

Table 1: Flow features vector  $\mathbf{q}$  used as input to the neural network arranged in three groups separated by lines: relative coordinates, velocities, and scalar quantities, i.e.,  $\mathbf{q} = [\mathbf{x}', \mathbf{u}, \mathbf{c}]$ . The final input features are obtained by processing the corresponding raw features. Notations are as follows:  $\mathbf{x}_0 = (x_0, y_0)$ , coordinate of cloud center;  $\mathbf{x}' = \mathbf{x} - \mathbf{x}_0$ , relative coordinate to cloud center,  $\epsilon_0 (= 10^{-5})$ , a small number to avoid singularity;  $\epsilon_r = 0.01$ , constant in reciprocal to ensure the diminishing importance of point towards the edge of the cloud;  $d$ , the wall distance normalized by boundary layer thickness scale  $l_\delta$  and capped by 1;  $\epsilon_{r'} = |\mathbf{u}|/|\mathbf{x}'|$  is used to shift the cosine of the alignment angle to positive range;  $\|\cdot\|$  and  $|\cdot|$  indicates tensor and vector norms.

category	feature	description of raw feature	definition
relative coordinates	$x'$	relative $x$ -coordinate to cloud center	$\frac{x - x_0}{ \mathbf{x} - \mathbf{x}_0  + \epsilon_0}$
	$y'$	relative $y$ -coordinate to cloud center	$\frac{y - y_0}{ \mathbf{x} - \mathbf{x}_0  + \epsilon_0}$
velocity vector	$u$	$x$ -component of velocity	
	$v$	$y$ -component of velocity	
scalar quantities	$\theta$	cell volume	
	$s$	magnitude of strain rate $\mathbf{s}$	$\ \mathbf{s}\ $
	$b$	boundary cell indicator	1 (yes) or 0 (no)
	$u$	velocity magnitude	$ \mathbf{u} $
	$\eta$	wall distance $\hat{\eta}$	$\min(\hat{\eta}/\ell_\delta, 1)$
	$r$	proximity to cloud center	$\frac{\epsilon_r}{\sqrt{x'^2 + y'^2} + \epsilon_r}$
	$r'$	proximity in local velocity frame	$\frac{\epsilon_{r'} - \mathbf{u}^\top \mathbf{x}'}{ \mathbf{x}' ^2}$

projections  $\mathcal{Q}\mathcal{Q}^\top$  among the feature vectors. However, it lacks permutational invariance as it depends on the numbering (ordering) of the  $n$  cloud points. This is more evident when we write the projection in index form  $\mathcal{D}'_{ii'} = \sum_{j=1}^{11} \mathcal{Q}_{ij} \mathcal{Q}_{ji'}$ , where  $i$  and  $i'$  are cloud point indices, and  $j$  is feature index. Matrix  $\mathcal{D}'$  would switch rows and columns if the  $n$  points are permuted (i.e., the numbering is switched). Therefore, we need to define a function that depends only on the set of vectors  $\{\mathbf{q}_i\}_{i=1}^n$  and not on its ordering. To this end, we introduce a set of  $m$  functions  $\{\phi_k(\mathbf{c}_i)\}_{k=1}^m$  for the scalar quantities  $\mathbf{c}_i$  (note the inputs  $\mathbf{c}_i$  is part of the feature vector  $\mathbf{q}_i$  that already has translational and rotational invariance) and define  $\mathcal{L}_{kj} = \frac{1}{n} \sum_{i=1}^n \phi_k(\mathbf{c}_i) \mathcal{Q}_{ij}$ , where  $k = 1, \dots, m$  is the function index. The summation over the point index  $i$  removes the dependence of  $\mathcal{L}$  on the ordering and make it permutational invariant. If we define a matrix  $\mathcal{G}_{ki} = \phi_k(\mathbf{c}_i)$ , the order-removing transformation above can be written in matrix form as  $\mathcal{L} = \frac{1}{n} \mathcal{G}^\top \mathcal{Q}$ , where the normalization by  $n$  allows training and prediction to use clouds of different number of points. This mapping  $f_{\text{embed}} : \mathcal{C} \mapsto \mathcal{G}$  with  $\mathcal{C} = [\mathbf{c}_1^\top, \mathbf{c}_2^\top, \dots, \mathbf{c}_n^\top]$  is implemented as an embedding neural network with  $m$ -dimensional output, interpreted as applying the  $m$  functions  $\{\phi_k(\mathbf{c}_i)\}_{k=1}^m$  to the frame-independence part  $\mathbf{c}_i$  of the feature vector  $\{\mathbf{q}_i\}$  at point  $i$ . This is illustrated in Fig. 2b. Similarly, we can define  $\mathcal{L}^* = \frac{1}{n} \mathcal{G}^*{}^\top \mathcal{Q}$ , with  $\mathcal{G}^*$  being the first  $m'$  columns of  $\mathcal{G}$ , and  $\mathcal{L}^*$  is also permutational invariant. Here we choose  $\mathcal{G}^*$  as a subset of  $\mathcal{G}$  rather than  $\mathcal{G}$  itself mainly for the purpose of saving the computational cost without sacrificing the accuracy. Next, we define a projection mapping  $\mathcal{D} = \mathcal{L} \mathcal{L}^{*\top} = \frac{1}{n^2} \mathcal{G}^\top \mathcal{Q} \mathcal{Q}^\top \mathcal{G}^*$ , then  $\mathcal{D}$  has translational, rotational, and permutational invariance (since both  $\mathcal{L}$  and  $\mathcal{L}^*$  do); it retains all information from the feature vectors on the cloud via  $\mathcal{Q}\mathcal{Q}^\top$  by projecting it onto the learned basis  $\mathcal{G}$ . Finally, we fit a function  $f_{\text{fit}} : \mathcal{D} \mapsto \tau$  that maps  $\mathcal{D}$  to the closure variable  $\tau$ , which is achieved through a fitting network shown in Fig. 2c. The combination of the embedding network, the linear mapping, and the fitting network thus form the complete constitutive network that serves as the closure for the primary equation.

In summary, the data-driven, frame-independent, nonlocal constitutive model  $\hat{g} : \mathcal{Q} \mapsto \tau$  that maps the features for points on a cloud to the closure variable is achieved in the following four steps:

- (i) Feature engineering to stack relative coordinate  $\mathbf{x}'$ , velocity  $\mathbf{u}$ , and scalar quantities  $\mathbf{c}$  (each row for a

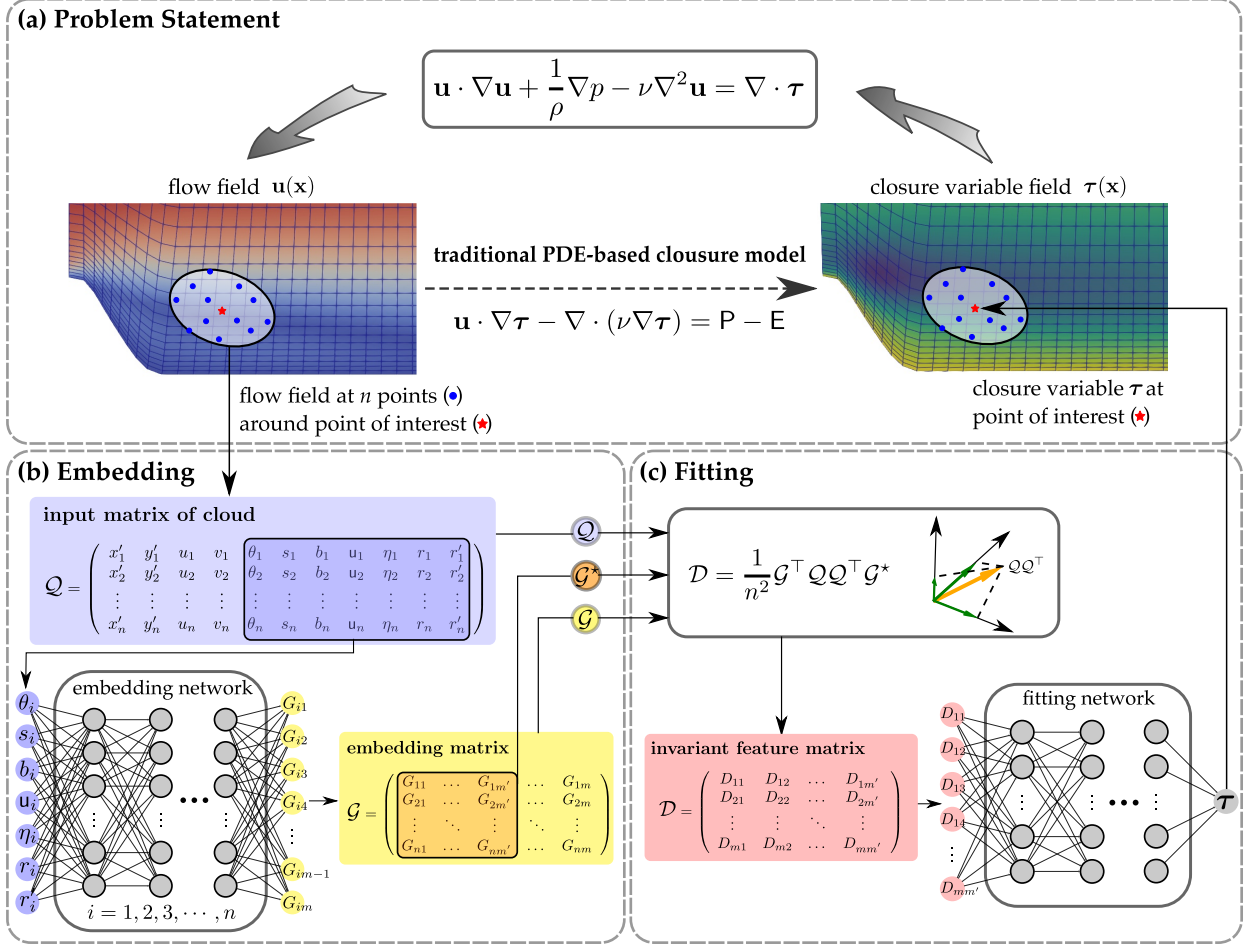


Figure 2: Schematic of the vector-cloud neural network to provide nonlocal closure model  $\boldsymbol{\tau}(\mathbf{u})$  for the primary equation (the Reynolds-averaged Navier–Stokes equation is used here for illustration): (a) generate labeled training data  $(\mathbf{Q}, \boldsymbol{\tau})$ , where the input matrix  $\mathbf{Q} \in \mathbb{R}^{n \times l}$  consists of  $n$  vectors, each attached to a point ( $\bullet$ ) in the cloud ( $\circ$ ) surrounding the point ( $\star$ ) where the closure variable  $\boldsymbol{\tau}$  is to be predicted; each vector (a row in  $\mathbf{Q}$ ) encodes its relative coordinate  $\mathbf{x}'$ , velocity  $\mathbf{u}$ , and other scalar features (Table 1); (b) map the scalar features in  $\mathbf{Q}$  through an embedding network to a set of invariant bases  $\mathcal{G} \in \mathbb{R}^{n \times m}$ , of which  $\mathcal{G}^* \in \mathbb{R}^{n \times m'}$  is the first  $m' \leq m$  columns; then, project the pairwise inner-product matrix  $\mathbf{Q}\mathbf{Q}^\top$  to the learned embedding matrix  $\mathcal{G}^\top$  and its submatrix  $\mathcal{G}^*$  to yield an invariant feature matrix  $\mathcal{D} \in \mathbb{R}^{m \times m'}$ ; and (c) flatten and fed the feature matrix  $\mathcal{D}$  into the fitting network to predict the closure variable  $\boldsymbol{\tau}$ . The constitutive mapping  $\mathbf{u}(\mathbf{x}) \mapsto \boldsymbol{\tau}$  based on the vector-cloud neural network is invariant to both frame translation and rotation and to the ordering of points in the cloud.

point in cloud):

$$\mathbf{Q} = \begin{bmatrix} \mathbf{q}_1^\top \\ \mathbf{q}_2^\top \\ \vdots \\ \mathbf{q}_n^\top \end{bmatrix} = \left[ \begin{array}{cc|cc|cccc|cccc} x'_1 & y'_1 & u_1 & v_1 & \theta_1 & s_1 & b_1 & u_1 & \eta_1 & r_1 & r'_1 \\ x'_2 & y'_2 & u_2 & v_2 & \theta_2 & s_2 & b_2 & u_2 & \eta_2 & r_2 & r'_2 \\ \vdots & \vdots & \vdots & \vdots & \vdots & \vdots & \vdots & \vdots & \vdots & \vdots & \vdots \\ x'_n & y'_n & u_n & v_n & \theta_n & s_n & b_n & u_n & \eta_n & r_n & r'_n \end{array} \right] = [\mathcal{X}, \mathcal{U}, \mathcal{C}] \in \mathbb{R}^{n \times 11}, \quad (4)$$

where  $\mathbf{q}^\top = [\mathbf{x}'^\top, \mathbf{u}^\top, \mathbf{c}^\top]$ , and  $\mathcal{X}, \mathcal{U}, \mathcal{C}$  correspond to the three submatrices of  $\mathbf{Q}$  indicated by separators.

(ii) Embedding via a neural network  $f_{\text{embed}} : \mathcal{C} \mapsto \mathcal{G}$  (using only scalar quantities of feature vector) to

remove the dependence on point numbering:

$$\mathcal{G} = \left[ \begin{array}{cccc|cccc} \phi_1(\mathbf{c}_1) & \phi_2(\mathbf{c}_1) & \dots & \phi_{m'}(\mathbf{c}_1) & \phi_{m'+1}(\mathbf{c}_1) & \dots & \phi_m(\mathbf{c}_1) & \\ \phi_1(\mathbf{c}_2) & \phi_2(\mathbf{c}_2) & \dots & \phi_{m'}(\mathbf{c}_2) & \phi_{m'+1}(\mathbf{c}_2) & \dots & \phi_m(\mathbf{c}_2) & \\ \vdots & \vdots & \ddots & \vdots & \vdots & \ddots & \vdots & \\ \phi_1(\mathbf{c}_n) & \phi_2(\mathbf{c}_n) & \dots & \phi_{m'}(\mathbf{c}_n) & \phi_{m'+1}(\mathbf{c}_n) & \dots & \phi_m(\mathbf{c}_n) & \end{array} \right] \in \mathbb{R}^{n \times m}, \quad (5)$$

and  $\mathcal{G}^* \in \mathbb{R}^{n \times m'}$  is the first  $m'$  ( $\leq m$ ) columns of  $\mathcal{G}$  (left of the separator line of  $\mathcal{G}$ ).

- (iii) Combining  $\mathcal{Q}\mathcal{Q}^\top$  with  $\mathcal{G}$  and  $\mathcal{G}^*$  in a projection mapping to obtain a feature matrix with translational, rotational, and permutational invariance:

$$\mathcal{D} = \frac{1}{n^2} \mathcal{G}^\top \mathcal{Q}\mathcal{Q}^\top \mathcal{G}^* \in \mathbb{R}^{m \times m'}. \quad (6)$$

- (iv) Fitting a neural network  $f_{\text{fit}}$  to map the frame-independent input  $\mathcal{D}$  to closure variable  $\tau$ :

$$\tau(\mathbf{x}_0) = f_{\text{fit}}(\mathcal{D}). \quad (7)$$

In this work we choose  $m = 64$  embedding functions and a subset of  $m' = 4$  in the extraction of feature matrix  $\mathcal{D}$ . The problem statement of constructing the data-driven constitutive model and the complete procedure is summarized in Fig. 2. A more general presentation of the framework and the proof of its invariance properties are presented in the supplementary material.

### 3. Results

We consider the flow over periodic hills. This case is representative as a benchmark in the simulations of RNAS for the flow separation due to the wall curvature [48]. The baseline geometry is shown in Fig. 3a with the hill shape described as piecewise polynomials. In the baseline geometry, the width and height of the hill are  $w = 1.93$  and  $H = 1$ , while the length and the height of the domain are  $L_x = 9$  and  $L_y = 3.035$ . The slope parameter  $\alpha$  is varied to generate a family of geometries for training and testing [49], which is presented in Fig. 3b. The parameter  $\alpha$  describes the steepness of the hill profile, which equals the ratio of the width  $w$  of the parameterized hill to that  $w|_{\alpha=1}$  of the baseline hill. The hill height is kept the same for all geometries and thus the hill becomes more gentle with increasing  $\alpha$ . For training flows, we choose 21 configurations with  $\alpha = 1.0, 1.05, \dots, 2$ . For testing flows, the parameters  $\alpha$  range from 0.5 to 4.

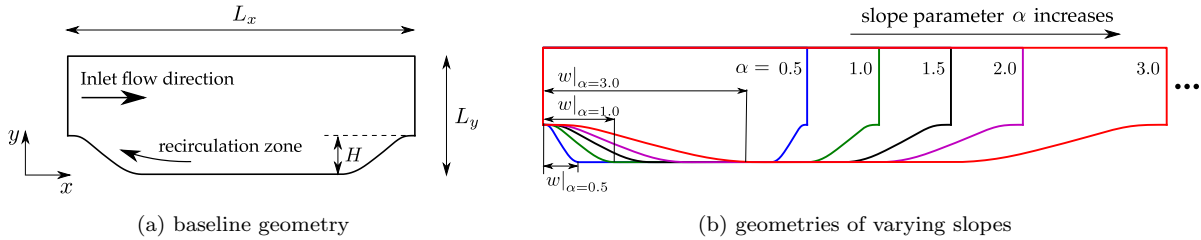


Figure 3: Geometries of flow domains used for training and testing, showing (a) baseline geometry and (b) geometries with varying slopes, parameterized by the ratio  $\alpha$  of the width  $w$  of hill to that of the baseline hill, while the hill height  $H = 1$  is the same for all geometries. The  $x$ - and  $y$ -coordinates are aligned in the streamwise and wall-normal directions, respectively. By definition the baseline geometry has  $\alpha = 1$ . The slope parameters  $\alpha$  for training and testing are within the ranges  $[1, 2]$  and  $[0.5, 4]$ , respectively.

We calculate the concentration field  $\tau(\mathbf{x})$  by solving the transport PDE (3) with a steady, laminar flow field  $\mathbf{u}(\mathbf{x})$ . The flow is driven by a constant pressure gradient such that the Reynolds number based on



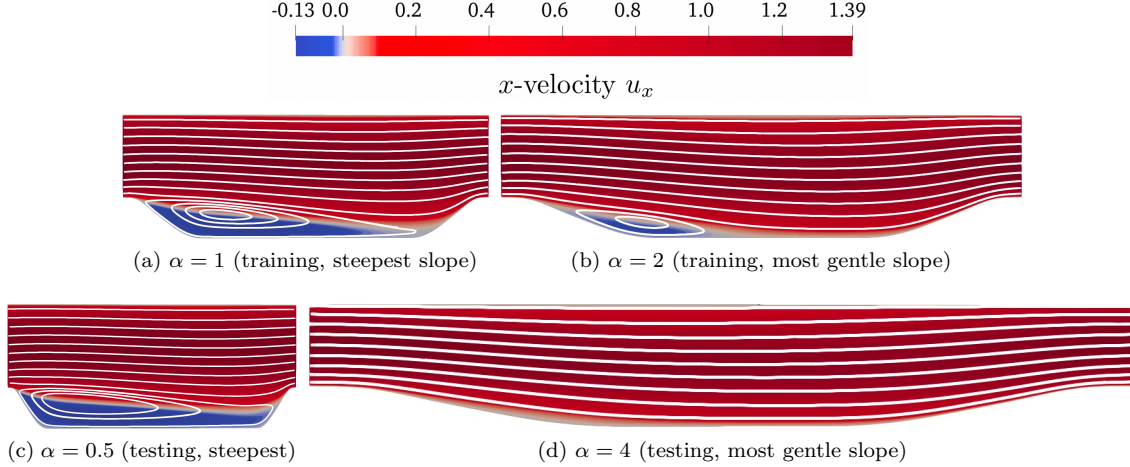


Figure 4: Flow velocity fields used to solve the transport equation for generating data, showing streamlines from representative flow fields in the training and testing datasets. The color contours of streamwise velocity  $u_x$  highlight the recirculation zones with blue/dark grey showing the regions with flow reversal (in panels a–c). Top: (a) the steepest slope  $\alpha = 1$  (baseline) geometry and (b) the most gentle slope in the training flows. Bottom: (c) the steepest slope  $\alpha = 0.5$  and (d) the most gentle slope in the training flow, which are steeper and more gentle, respectively, than (a) and (b), the limits of training flows.

bulk velocity at the crest and the hill height  $H$  reaches a specified value  $\text{Re} = 100$ . All the numerical simulations are performed in the open-source CFD platform OpenFOAM [50]. We first simulate the steady-state flows over the periodic hill by solving the incompressible Navier–Stokes equations with the built-in solver simpleFoam. The coupled momentum and pressure equations are solved by using the SIMPLE (Semi-Implicit Method for Pressure Linked Equations) algorithm [51]. Then, Eq. (3) is solved to simulate the steady-state concentration field  $\tau(\mathbf{x})$  with the obtained stationary velocity field to provide data for training and testing as detailed below. When solving the fluid flow and concentration equations, at both walls nonslip boundary conditions are used for the velocities and no-flux boundary conditions for the concentration, while cyclic boundary conditions are applied at the inlet and the outlet. The equations are numerically discretized on an unstructured mesh of quadrilateral cells with second-order spatial discretization schemes. In the wall normal direction all configuration has 200 cells that are refined towards both the upper and bottom walls. In the streamwise direction the number of cells is approximately proportional to the length  $L_x$  of the domain (200 cells in the baseline geometry with  $\alpha = 1$  and  $L_x = 9$ ). The boundary layer thickness length scale is set to  $\ell_\delta = 1.5$  for the calculation of mixing length in Eq. (3).

Four representative flow fields obtained from simpleFoam are displayed in Fig. 4, showing the streamlines for the cases with limiting slopes in the training flows (Figs. 4a and 4b for  $\alpha = 1$  and 2, respectively) and testing flows (Figs. 4c and 4d for  $\alpha = 0.5$  and 4, respectively). The backgrounds of the plots highlight the recirculation zones with contours of the streamwise velocities  $u_x$  with blue (darker grey) near the bottom wall showing the regions with flow reversal. The testing flows are intentionally chosen to span a wide range of flow pattern ranging from massive separation ( $\alpha = 0.5$  with the recirculation zone extending to windward of the hill) to mild separation ( $\alpha = 2$  with recirculation bubble at the leeward foot of the hill) and fully attached flow ( $\alpha = 4$ ). Such a wide range of flow patterns is expected to pose challenges to the closure modelling from flow field to concentration.

We aim to learn a nonlocal mapping from a patch of flow field  $\langle \mathbf{u}(\mathbf{x}) \rangle$  to the concentration  $\tau$  at the point of interest. The procedure of generating such pairs of data  $(\mathcal{Q}, \tau)$  is illustrated in Fig. 5, where  $\mathcal{Q}$  is the input feature matrix derived from the patch of flow field  $\langle \mathbf{u}(\mathbf{x}) \rangle$ . In Fig. 5, the cell centers on which the flow fields are defined are indicated as grey dots ( $\bullet$ ), showing only every seventh row and third column for clarity; the highlighted point ( $\star$ ) indicates the location where the concentration is predicted, and the ellipse ( $\bigcirc$ ) denotes the surrounding vector cloud;  $n$  data points ( $\bullet$ ) are randomly sampled within the cloud for the prediction of concentration  $\tau$ . The extent of the cloud is determined by the velocity  $\mathbf{u}$  at the point of

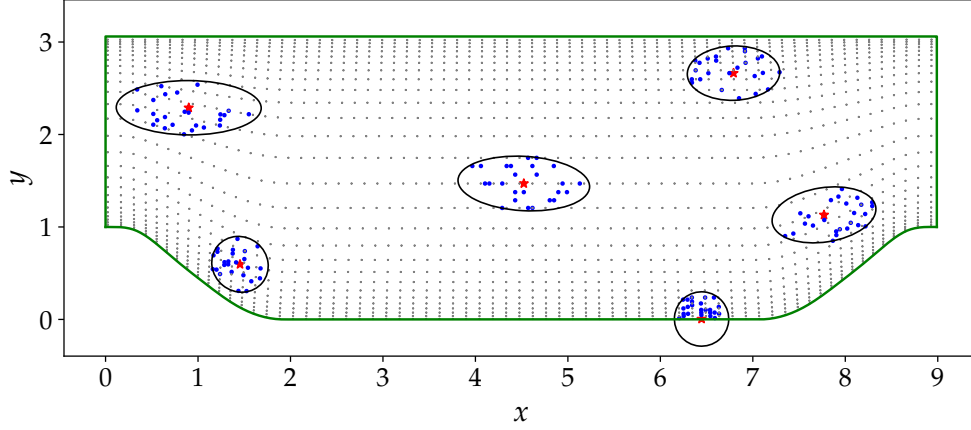


Figure 5: Method of sampling data points to generate labeled training data mapping a vector cloud  $\mathcal{Q}$  to the closure variable  $\tau$ . The gray dots ( $\bullet$ ) indicate cell centers, showing only every seventh row and third column for clarity. The surrounding cloud is depicted as ellipses ( $\bigcirc$ ), whose size and orientation are determined by the velocity at the cloud center ( $\star$ ) according to the region of physical influence. The cloud centers ( $\star$ ) indicate the locations where the concentration  $\tau$  is to be predicted. The blue/darker gray dots ( $\bullet$ ) are randomly sampled from the cell centers ( $\bullet$ ) within the cloud, and the feature vectors attached to them are used as input matrix  $\mathcal{Q}$  to predict  $\tau$ .

interest according to region of physical influence. The major axis of the ellipse aligns with the direction of the velocity  $\mathbf{u}$ . The half-lengths  $\ell_1$  and  $\ell_2$  of the major and minor axis are determined based on the specified error tolerance  $\epsilon$  according to [17]:

$$\ell_1 = \left| \frac{2\nu \log \epsilon}{\sqrt{|\mathbf{u}|^2 + 4\nu\zeta} - |\mathbf{u}|} \right| \quad \text{and} \quad \ell_2 = \left| \sqrt{\frac{\nu}{\zeta}} \log \epsilon \right|. \quad (8)$$

where  $\nu$  and  $\zeta$  are diffusion and dissipation coefficients, and the detailed derivation can be found in Ref. [17]. For convenience, we set  $n$ , the number of sampled data points in a cloud, to 150 in all training data. It should be noted that, the constructed region-to-point mapping is applicable to data with different cloud sizes. We set it to be constant in the training data to process them in batch with better computation efficiency. In testing, we showcase the flexibility of our trained networks to different cloud sizes by using all the data points within the cloud, whose number varies at different locations, to predict the concentration at the points of interest. In total, we used  $1.26 \times 10^6$  pairs of  $(\mathcal{Q}, \tau)$  as training data. The proposed neural network is implemented and trained by using the machine learning library PyTorch [52]. We verified that the constructed constitutive neural network does ensure all the expected (translational, rotational, and permutational) invariances. The detailed architecture for the embedding and fitting networks as well as the parameters used for training are presented in Appendix B.

After training, the predicted concentration fields provided by the constitutive network are quite close to the ground truths. The comparison of the predicted concentration fields and the corresponding ground truths in two extreme configurations with  $\alpha = 0.5$  and 4 is shown in Fig. 6. The two flow fields have distinctive patterns in that there is a large recirculation zone for  $\alpha = 0.5$  as shown in Fig. 4. We can see that although neither field is present in the training data, both predicted concentration fields are similar to the corresponding ground truths. The accuracy is visualized more clearly in Fig. 6e, the comparison of the predicted and true concentration on 7 vertical cross-sections at  $x/H = 0, 1, \dots, 6$  when  $\alpha = 0.5$ . The same comparison is presented in Fig. 6f for the case  $\alpha = 4$  on 14 cross-sections. The predicted concentrations at the inlet cross-section ( $x/H = 0$ ) in the case  $\alpha = 0.5$  show slight inconsistency with the ground truths, which may be caused by the flow separation due to the sharp hill.

We use 35 configurations with varying slope parameters  $\alpha$  to evaluate the prediction performance of the trained neural network. The prediction errors of testing flows are shown in Fig. 7. The normalized prediction error is defined as the normalized pointwise discrepancy between the predicted concentration  $\hat{\tau}$

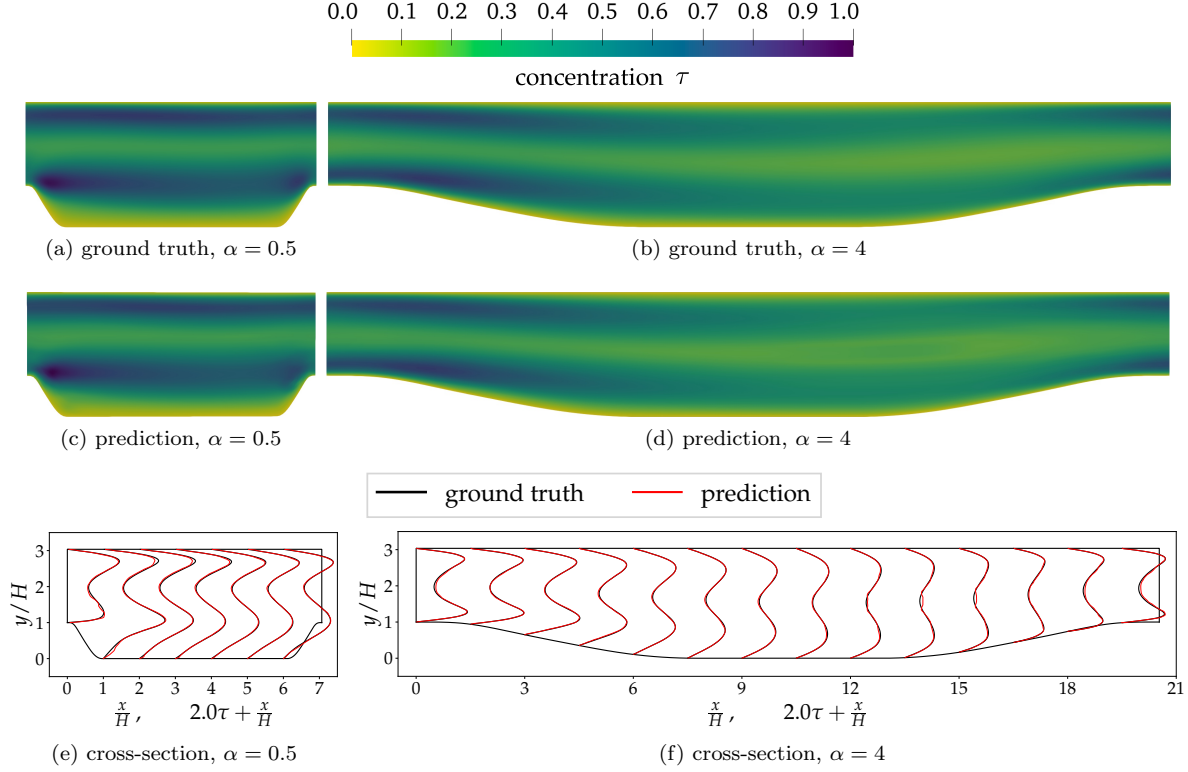


Figure 6: Comparison of the ground truths of the concentration field  $\tau$  (top row) and the corresponding predictions with the trained constitutive neural network (middle row) along with the concentration plots in 7 and 14 cross-sections (bottom row) for two configurations with slope parameters  $\alpha = 0.5$  (left panels) and  $\alpha = 4.0$  (right panels). The neural network is trained with data from 21 configurations with  $\alpha = 1, 1.05, 1.1, \dots, 2$ .

and the corresponding ground truth  $\tau^*$ :

$$\text{error} = \frac{\sqrt{\sum_{i=1}^N |\hat{\tau}_i - \tau_i^*|^2}}{\sqrt{\sum_{i=1}^N |\tau_i^*|^2}}, \quad (9)$$

where the summation is performed over all of the  $N$  training or testing data points. The in-between (yellow/lighter gray) region and the whole region represent the regimes of slope parameter  $\alpha$  of training flows and testing flows, respectively. We can see that the prediction errors of interpolated testing flows with  $\alpha = 1.075, 1.275, \dots, 1.875$  are the lowest, which is expected because the flow fields in these configurations are very close to that of the training flows. For extrapolated testing flows, the prediction error grows as  $\alpha$  departs from the range  $[1, 2]$  in the training data (yellow/lighter gray). Specifically, as  $\alpha$  approaches 4 the recirculation zone gradually shrinks and eventually disappears, and the prediction error grows. In contrast, when  $\alpha$  decreases to 0.5, the whole bottom region becomes the recirculation zone, and the prediction error increases relatively fast due to the massive flow separation that is dramatically different from those in the training flows. In addition, we also performed testing on 21 training flows. Note that in this testing step all the data points in a cloud (approximately 300 to 1000 points) are used for prediction, although only 150 points within each cloud were used in training. The prediction errors on 21 training flows are all around 1%, which is close to the training error 0.62%. This shows that the proposed nonlocal constitutive neural network not only guarantees permutational invariance *formally*, but also approximates the underlying PDE mapping with adequate accuracy and great flexibility in terms of the number and locations of the used points.

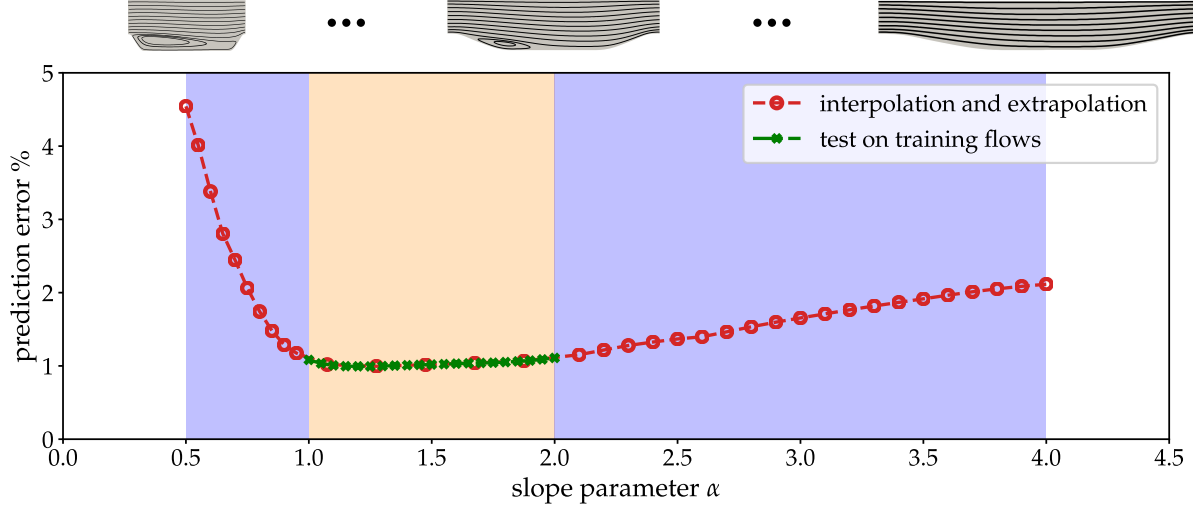


Figure 7: General predictive errors at various slope parameters  $\alpha$ . The yellow/lighter and blue/darker backgrounds represent the regimes of the slope parameters  $\alpha$  of training and testing flows, respectively. The neural network is trained with data from 21 configurations with  $\alpha = 1, 1.05, 1.1, \dots, 2$ . The trained network is then tested on five configurations with  $\alpha = 1.075, 1.275, \dots, 1.875$  in the training regime and 30 configurations with  $\alpha = 0.5, 0.55, \dots, 0.95$  and  $\alpha = 2.1, 2.2, \dots, 4$  in the testing regime. The thumbnails on the top indicate the variation of geometry and flow field with slope parameter  $\alpha$  increasing from 0.5 to 4.

#### 4. Conclusion

Constitutive closure models based on transport partial differential equations (PDEs) are commonly used in computational fluid dynamics. Such closure models often lack robustness and are too rigid to calibrate with diverse training data. Drawing inspirations from a previous neural network-based molecular potential energy model, in this work we propose a vector-cloud neural network to represent the nonlocal physics in the transport PDEs as a region-to-point mapping. Such a vector-cloud network is invariant to coordinate translation, rotation, and ordering of the points. It also accounts for the transport physics through corresponding scalar features. The vector-cloud network works on arbitrary grids and is suitable for finite-element and finite-volume solvers that are common in fluid dynamics. The proposed network has been used as surrogate models for scalar transport PDEs on a family of parameterized periodic hill geometries and it has been demonstrated to have desired invariance and satisfactory accuracy. Therefore, it is a promising tool not only as nonlocal constitutive models and but also as general surrogate models for PDEs on irregular domains.

#### Appendix A. Invariance of the proposed constitutive neural network

In this work, we are interested in predicting the scalar quantity  $\tau(\mathbf{x}_0)$  at the location  $\mathbf{x}_0$  from data collected at  $n$  neighboring locations  $\mathbf{x}_i, i = 1, \dots, n$ . We introduce our methodology in two dimensional space in consistency with our computation examples. Extending it to three dimensional case is straightforward following the same procedure. At each point  $\mathbf{x}_i$  in the collection we have velocity  $\mathbf{u}_i = \mathbf{u}(\mathbf{x}_i)$  and a number of other scalar features, denoted together by  $\mathbf{c}_i = \mathbf{c}(\mathbf{x}_i) \in \mathbb{R}^{l'}$ . We denote the region-to-point mapping by  $g$ , i.e.,

$$\tau(\mathbf{x}_0) = g\left(\{\mathbf{x}_i, \mathbf{u}(\mathbf{x}_i), \mathbf{c}(\mathbf{x}_i)\}_{i=1}^n\right).$$

Given the underlying physical knowledge, we want this mapping to process three types of invariance: translational, rotational, and permutational invariances. We first give a formal definition of these properties.

- **Translational invariance.** If we shift the coordinate system with a constant vector  $\Delta \mathbf{x}$ , the mapping in the new system should be the same

$$\tau(\mathbf{x}_0 + \Delta \mathbf{x}) = g\left(\{\mathbf{x}_i + \Delta \mathbf{x}, \mathbf{u}(\mathbf{x}_i + \Delta \mathbf{x}), \mathbf{c}(\mathbf{x}_i + \Delta \mathbf{x})\}_{i=1}^n\right). \quad (\text{A.1})$$

- **Rotational invariance.** If we rotate the coordinate system through an orthogonal matrix  $\mathcal{R} \in \mathbb{R}^{2 \times 2}$ , the mapping in the new system should be the same

$$\tau(\mathcal{R}\mathbf{x}_0) = g\left(\{\mathcal{R}\mathbf{x}_i, \mathcal{R}\mathbf{u}(\mathcal{R}\mathbf{x}_i), \mathcal{R}\mathbf{c}(\mathcal{R}\mathbf{x}_i)\}_{i=1}^n\right). \quad (\text{A.2})$$

- **Permutational invariance.** The mapping should be independent of the indexing of collection points, i.e., if  $\sigma$  denotes an arbitrary permutation of the set  $\{1, 2, \dots, n\}$ , we have

$$\tau(\mathbf{x}_0) = g\left(\{\mathbf{x}_{\sigma(i)}, \mathbf{u}(\mathbf{x}_{\sigma(i)}), \mathbf{c}(\mathbf{x}_{\sigma(i)})\}_{i=1}^n\right). \quad (\text{A.3})$$

In addition, the data we collected at the neighboring points can be interpreted as a discretized sampling of the continuous fields  $\mathbf{u}$  and  $\mathbf{c}$ , and we are interested in the general case where  $n$  varies in a certain range among different regions. So we also want the mapping  $g$  to be applicable to different sampling numbers  $n$ .

Granted the fitting ability of neural networks, the key to achieve a general representation satisfying the above properties is an *embedding* procedure that maps the original input to invariance preserving components. We draw inspiration from the following two observations.

- **Translation and rotation.** If we define a relative coordinate matrix

$$\mathcal{X} = \begin{bmatrix} (\mathbf{x}_1 - \mathbf{x}_0)^\top \\ (\mathbf{x}_2 - \mathbf{x}_0)^\top \\ \vdots \\ (\mathbf{x}_n - \mathbf{x}_0)^\top \end{bmatrix} \in \mathbb{R}^{n \times 2} \quad (\text{A.4})$$

then the symmetric matrix  $\mathcal{X}\mathcal{X}^\top \in \mathbb{R}^{n \times n}$  is an over-complete array of invariants with respect to translation and rotation, i.e., it contains the complete information of the pattern of neighboring points' locations [36, 37]. However, this symmetric matrix depends on the indexing of points. It switches rows and columns under a permutational operation of the neighboring points.

- **Permutation and flexibility with sampling number.** It is proven [53, 54] that if  $f$  is a function taking the set  $\{\mathbf{z}_i\}_{i=1}^n$  as input, i.e.,  $f$  is permutational invariant with respect to the set's elements, then it can be represented as

$$\Phi\left(\frac{1}{n} \sum_{i=1}^n \psi(\mathbf{z}_i)\right) \quad (\text{A.5})$$

where  $\psi(\mathbf{z}_i)$  is a multidimensional function, and  $\Phi(\psi)$  is another general function. On the other hand, we can see such a representation intrinsically preserves the permutational invariance and flexibility with the number of point  $n$ .

This result is similar in flavor to the Kolmogorov-Arnold representation theorem [55] but specific to permutational invariant functions. Here we provide an example to provide readers some intuition.  $z_1 + z_2 + z_3 + 2z_1z_2z_3$  is permutational invariant with three input variables  $z_1, z_2, z_3$ . Assuming  $\psi(z) = [z, z^2, z^3]^\top$  and  $\Phi([a, b, c]^\top) = 9a^3 - 9ab + 3a + 2c$ , we can verify that the composition in the form of Eq. (A.5) gives us the desired function.

Inspired by the above observations, we construct our nonlocal mapping through neural networks in the following four steps. As explained below, the final output inherits all the invariant properties intrinsically.

- (i) Given the input data  $(\mathbf{x}_0, \{\mathbf{x}_i, \mathbf{u}(\mathbf{x}_i), \mathbf{c}(\mathbf{x}_i)\}_{i=1}^n)$ , we define the input data matrix:

$$\mathcal{Q} = [\mathcal{X}, \mathcal{U}, \mathcal{C}] \in \mathbb{R}^{n \times (4+l')},$$

where

$$\mathcal{U} = \begin{bmatrix} \mathbf{u}(\mathbf{x}_1)^\top \\ \mathbf{u}(\mathbf{x}_2)^\top \\ \vdots \\ \mathbf{u}(\mathbf{x}_n)^\top \end{bmatrix} \in \mathbb{R}^{n \times 2}, \quad \mathcal{C} = \begin{bmatrix} \mathbf{c}(\mathbf{x}_1)^\top \\ \mathbf{c}(\mathbf{x}_2)^\top \\ \vdots \\ \mathbf{c}(\mathbf{x}_n)^\top \end{bmatrix} \in \mathbb{R}^{n \times l'}, \quad (\text{A.6})$$

and  $\mathcal{X} \in \mathbb{R}^{n \times 2}$  is defined in Eq. (A.4). Note that the elements in  $\mathcal{C}$  are all translational and rotational invariant.

- (ii) We define  $m$  embedding functions  $\{\phi_k(\mathbf{c}_i)\}_{k=1}^m$  for the scalar features  $\mathbf{c}_i$  of each point  $i$  and compute the embedding matrix as

$$\mathcal{G} = \begin{bmatrix} \phi_1(\mathbf{c}_1) & \phi_2(\mathbf{c}_1) & \dots & \phi_m(\mathbf{c}_1) \\ \phi_1(\mathbf{c}_2) & \phi_2(\mathbf{c}_2) & \dots & \phi_m(\mathbf{c}_2) \\ \vdots & \vdots & \ddots & \vdots \\ \phi_1(\mathbf{c}_n) & \phi_2(\mathbf{c}_n) & \dots & \phi_m(\mathbf{c}_n) \end{bmatrix} \in \mathbb{R}^{n \times m}. \quad (\text{A.7})$$

We can interpret matrix  $\mathcal{G}$  as a collection of basis, as seen in the last step below. We also select the first  $m' (\leq m)$  columns of  $\mathcal{G}$  as another embedding matrix  $\mathcal{G}^* \in \mathbb{R}^{n \times m'}$ . Since all the features in  $\mathbf{c}$  are translational and rotational invariant, so are the elements in  $\mathcal{G}, \mathcal{G}^*$ . In implementation we use an embedding network with  $m$ -dimensional output to instantiate the  $m$  functions  $\{\phi_k(\mathbf{c}_i)\}_{k=1}^m$ .

- (iii) Next we consider

$$\mathcal{Q}\mathcal{Q}^\top = \mathcal{X}\mathcal{X}^\top + \mathcal{U}\mathcal{U}^\top + \mathcal{C}\mathcal{C}^\top \in \mathbb{R}^{n \times n},$$

which is also translational and rotational invariant. In particular, to see its rotational invariance, we check that the new matrix under a rotation  $\mathcal{R}$  becomes

$$\mathcal{X}\mathcal{R}^\top \mathcal{R}\mathcal{X}^\top + \mathcal{U}\mathcal{R}^\top \mathcal{R}\mathcal{U}^\top + \mathcal{C}\mathcal{C}^\top,$$

which remains the same.

- (iv) Finally, we consider the encoded feature matrix

$$\mathcal{D} = \frac{1}{n^2} \mathcal{G}^\top \mathcal{Q}\mathcal{Q}^\top \mathcal{G}^* \in \mathbb{R}^{m \times m'}.$$

Given that all the elements in  $\mathcal{G}, \mathcal{G}^*, \mathcal{Q}\mathcal{Q}^\top$  are translational and rotational invariant, so are the elements of  $\mathcal{D}$ . By the second observation above, we know each element in  $\mathcal{G}^\top \mathcal{Q}$  is permutational invariant, and so is  $\mathcal{G}^{*\top} \mathcal{Q}$ . So all the elements in  $\mathcal{D}$  possess all the desired properties. Now we reshape  $\mathcal{D}$  into a vector to form the input of the *fitting* network  $f_{\text{fit}}$ , which outputs the predicted concentration  $\hat{\tau}(\mathbf{x}_0)$ .

In the above procedures, essentially we need to train the parameters associated with two networks, the embedding network  $f_{\text{embed}}$  and fitting network  $f_{\text{fit}}$ . We also remark that by definition the evaluation of the predicted  $\tau$  is flexible with the sampling number  $n$  and has linear computational complexity with respect to  $n$ .

## Appendix B. Network architectures and training parameters

Detailed architectures of the embedding neural network and the fitting network are presented in Table B.2. The Adam optimizer is adopted to train the neural networks. The training process takes 2000 epochs with batch size of 1024. The training is scheduled such that the learning rate is initialized with 0.001 and is reduced by multiplying a factor of 0.7 every 600 epochs.

Table B.2: Detailed architectures of the embedding neural network and the fitting network. The architecture denotes the numbers of neurons in each layer in sequence, from the input layer to the hidden layers (if any) and the output layer. The number of neurons in the input and output layers are highlighted in bold. Note that the embedding network operate identically on the scalar features  $\mathbf{c} \in \mathbb{R}^{l'}$  associated with each of the point in the cloud and output a column of  $m$  elements in matrix  $\mathcal{G}$ .

	Embedding network	Fitting network ( $\mathcal{D} \mapsto \tau$ )
No. of input neurons	$l' = 7$	$m \times m' = 256$ ( $\mathcal{D} \in \mathbb{R}^{64 \times 4}$ )
No. of hidden layers	0	3
Architecture	<b>(7, 64)</b>	<b>(256, 64, 64, 64, 1)</b>
No. of output neurons	$m = 64$	1 ( $\tau \in \mathbb{R}$ )
Activation functions	ReLU	ReLU, Linear (last layer)
No. of trainable param.	512	24833

## Acknowledgments

The computational resources used for this project were provided by the Advanced Research Computing (ARC) of Virginia Tech, which is gratefully acknowledged.

## References

- [1] A. P. Singh, S. Medida, K. Duraisamy, Machine learning-augmented predictive modeling of turbulent separated flows over airfoils, *AIAA Journal* 55 (7) (2017) 2215–2227.
- [2] J. Ling, A. Kurzawski, J. Templeton, Reynolds averaged turbulence modelling using deep neural networks with embedded invariance, *Journal of Fluid Mechanics* 807 (2016) 155–166.
- [3] J.-X. Wang, J.-L. Wu, H. Xiao, Physics-informed machine learning approach for reconstructing Reynolds stress modeling discrepancies based on DNS data, *Physical Review Fluids* 2 (3) (2017) 034603.
- [4] J.-L. Wu, H. Xiao, E. G. Paterson, Physics-informed machine learning approach for augmenting turbulence models: A comprehensive framework, *Physical Review Fluids* 3 (2018) 074602.
- [5] D. Stefanos, P. Gyan, On neural network constitutive models for geomaterials, *Journal of Civil Engineering Research* 5 (5) (2015) 106–113.
- [6] T. Kirchdoerfer, M. Ortiz, Data-driven computational mechanics, *Computer Methods in Applied Mechanics and Engineering* 304 (2016) 81–101.
- [7] F. E. Bock, R. C. Aydin, C. J. Cyron, N. Huber, S. R. Kalidindi, B. Klusemann, A review of the application of machine learning and data mining approaches in continuum materials mechanics, *Frontiers in Materials* 6 (2019) 110.
- [8] D. Z. Huang, K. Xu, C. Farhat, E. Darve, Learning constitutive relations from indirect observations using deep neural networks, *Journal of Computational Physics* (2020) 109491.
- [9] K. Xu, D. Z. Huang, E. Darve, Learning constitutive relations using symmetric positive definite neural networks, *arXiv preprint arXiv:2004.00265* (2020).
- [10] F. Masi, I. Stefanou, P. Vannucci, V. Maffi-Berthier, Thermodynamics-based artificial neural networks for constitutive modeling, *arXiv preprint arXiv:2005.12183* (2020).
- [11] T. B. Gatski, M. Y. Hussaini, J. L. Lumley, *Simulation and modeling of turbulent flows*, Oxford University Press, 1996.

- [12] F. R. Menter, P. E. Smirnov, T. Liu, R. Avancha, A one-equation local correlation-based transition model, *Flow, Turbulence and Combustion* 95 (4) (2015) 583–619.
- [13] J. G. Coder, M. D. Maughmer, Computational fluid dynamics compatible transition modeling using an amplification factor transport equation, *AIAA Journal* 52 (11) (2014) 2506–2512.
- [14] P. R. Spalart, S. R. Allmaras, A one equation turbulence model for aerodynamic flows., *AIAA Journal* 94 (1992).
- [15] B. Launder, B. Sharma, Application of the energy-dissipation model of turbulence to the calculation of flow near a spinning disc, *Letters in Heat and Mass Transfer* 1 (2) (1974) 131–137.
- [16] D. C. Wilcox, Reassessment of the scale-determining equation for advanced turbulence models, *AIAA Journal* 26 (11) (1988) 1299–1310.
- [17] X.-H. Zhou, J. Han, H. Xiao, Learning nonlocal constitutive models with neural networks, *arXiv preprint arXiv:2010.10491* (2020).
- [18] C. R. Gin, D. E. Shea, S. L. Brunton, J. N. Kutz, Deepgreen: Deep learning of Green’s functions for nonlinear boundary value problems, *arXiv preprint arXiv:2101.07206* (2020).
- [19] Z. Li, N. Kovachki, K. Azizzadenesheli, B. Liu, K. Bhattacharya, A. Stuart, A. Anandkumar, Neural operator: Graph kernel network for partial differential equations, *arXiv preprint arXiv:2003.03485* (2020).
- [20] C. G. Speziale, A Review of Material Frame-Indifference in Mechanics, *Applied Mechanics Reviews* 51 (8) (1998) 489–504.
- [21] P. R. Spalart, Philosophies and fallacies in turbulence modeling, *Progress in Aerospace Sciences* 74 (2015) 1–15.
- [22] S. B. Pope, A more general effective-viscosity hypothesis, *Journal of Fluid Mechanics* 72 (2) (1975) 331–340.
- [23] T. Gatski, C. Speziale, On explicit algebraic stress models for complex turbulent flows, *Journal of Fluid Mechanics* 254 (1993) 59–79.
- [24] C. G. Speziale, S. Sarkar, T. B. Gatski, Modelling the pressure–strain correlation of turbulence: an invariant dynamical systems approach, *Journal of Fluid Mechanics* 227 (1991) 245–272.
- [25] L. Sun, H. Gao, S. Pan, J.-X. Wang, Surrogate modeling for fluid flows based on physics-constrained deep learning without simulation data, *Computer Methods in Applied Mechanics and Engineering* 361 (2020) 112732.
- [26] B. Kim, V. C. Azevedo, N. Thuerey, T. Kim, M. Gross, B. Solenthaler, DeepFluids: A generative network for parameterized fluid simulations, *Computer Graphics Forum (Proc. Eurographics)* 38 (2) (2019).
- [27] X. Guo, W. Li, F. Iorio, Convolutional neural networks for steady flow approximation, in: *Proceedings of the 22nd ACM SIGKDD international conference on knowledge discovery and data mining*, 2016, pp. 481–490.
- [28] L. Lu, P. Jin, G. E. Karniadakis, DeepONet: Learning nonlinear operators for identifying differential equations based on the universal approximation theorem of operators, *arXiv preprint arXiv:1910.03193* (2019).
- [29] C. Ma, B. Zhu, X.-Q. Xu, W. Wang, Machine learning surrogate models for Landau fluid closure, *Physics of Plasmas* 27 (4) (2020) 042502.



- [30] M. D. Ribeiro, A. Rehman, S. Ahmed, A. Dengel, DeepCFD: Efficient steady-state laminar flow approximation with deep convolutional neural networks (2020). [arXiv:2004.08826](#).
- [31] Z. Li, N. Kovachki, K. Azizzadenesheli, B. Liu, K. Bhattacharya, A. Stuart, A. Anandkumar, Multipole graph neural operator for parametric partial differential equations, [arXiv preprint arXiv:2006.09535](#) (2020).
- [32] Z. Li, N. Kovachki, K. Azizzadenesheli, B. Liu, K. Bhattacharya, A. Stuart, A. Anandkumar, Fourier neural operator for parametric partial differential equations, [arXiv preprint arXiv:2010.08895](#) (2020).
- [33] A. Krizhevsky, I. Sutskever, G. E. Hinton, Imagenet classification with deep convolutional neural networks, *Advances in neural information processing systems* 25 (2012) 1097–1105.
- [34] A. Sharif Razavian, H. Azizpour, J. Sullivan, S. Carlsson, CNN features off-the-shelf: an astounding baseline for recognition, in: *Proceedings of the IEEE conference on computer vision and pattern recognition workshops*, 2014, pp. 806–813.
- [35] J. Ling, R. Jones, J. Templeton, Machine learning strategies for systems with invariance properties, *Journal of Computational Physics* (2016).
- [36] A. P. Bartók, R. Kondor, G. Csányi, On representing chemical environments, *Physical Review B* 87 (18) (2013) 184115.
- [37] H. Weyl, *The classical groups: their invariants and representations*, Vol. 45, Princeton university press, 1946.
- [38] W. E, J. Han, L. Zhang, Integrating machine learning with physics-based modeling, [arXiv preprint arXiv:2006.02619](#) (2020).
- [39] J.-L. Wu, R. Sun, S. Laizet, H. Xiao, Representation of stress tensor perturbations with application in machine-learning-assisted turbulence modeling, *Computer Methods in Applied Mechanics and Engineering* 346 (2019) 707–726.
- [40] M. I. Zafar, H. Xiao, M. M. Choudhari, F. Li, C.-L. Chang, P. Paredes, B. Venkatachari, Convolutional neural network for transition modeling based on linear stability theory, *Physical Review Fluids* 5 (2020) 113903.
- [41] S. Taghizadeh, F. D. Witherden, S. S. Girimaji, Turbulence closure modeling with data-driven techniques: physical compatibility and consistency considerations, *New Journal of Physics* 22 (9) (2020) 093023.
- [42] J. Han, L. Zhang, R. Car, W. E, Deep Potential: a general representation of a many-body potential energy surface, *Communications in Computational Physics* 23 (3) (2018) 629–639.
- [43] L. Zhang, J. Han, H. Wang, W. Saidi, R. Car, W. E, End-to-end symmetry preserving inter-atomic potential energy model for finite and extended systems, in: *Advances in neural information processing systems*, 2018, pp. 4436–4446.
- [44] L. Zhang, J. Han, H. Wang, R. Car, W. E, Deep potential molecular dynamics: a scalable model with the accuracy of quantum mechanics, *Physical Review Letters* 120 (14) (2018) 143001.
- [45] L. Zhang, J. Han, H. Wang, R. Car, W. E, DeePCG: Constructing coarse-grained models via deep neural networks, *The Journal of Chemical Physics* 149 (3) (2018) 034101.
- [46] W. Jia, H. Wang, M. Chen, D. Lu, L. Lin, R. Car, W. E, L. Zhang, Pushing the limit of molecular dynamics with ab initio accuracy to 100 million atoms with machine learning, in: *SC20: International Conference for High Performance Computing, Networking, Storage and Analysis*, 2020, pp. 1–14.

- [47] S. B. Pope, *Turbulent Flows*, Cambridge University Press, Cambridge, 2000.
- [48] M. Breuer, N. Peller, C. Rapp, M. Manhart, Flow over periodic hills—numerical and experimental study in a wide range of reynolds numbers, *Computers & Fluids* 38 (2) (2009) 433–457.
- [49] H. Xiao, J.-L. Wu, S. Laizet, L. Duan, Flows over periodic hills of parameterized geometries: A dataset for data-driven turbulence modeling from direct simulations, *Computers & Fluids* 200 (2020) 104431.
- [50] The OpenFOAM Foundation, *OpenFOAM User Guide* (2020).  
URL <https://cfd.direct/openfoam/user-guide>
- [51] R. I. Issa, Solution of the implicitly discretised fluid flow equations by operator-splitting, *Journal of Computational Physics* 62 (1986) 40–65.
- [52] A. Paszke, S. Gross, F. Massa, A. Lerer, J. Bradbury, G. Chanan, T. Killeen, Z. Lin, N. Gimelshein, L. Antiga, et al., Pytorch: An imperative style, high-performance deep learning library, in: *Advances in neural information processing systems*, 2019, pp. 8026–8037.
- [53] M. Zaheer, S. Kottur, S. Ravanbakhsh, B. Póczos, R. R. Salakhutdinov, A. J. Smola, Deep sets, in: *Advances in neural information processing systems*, 2017, pp. 3394–3404.
- [54] J. Han, Y. Li, L. Lin, J. Lu, J. Zhang, L. Zhang, Universal approximation of symmetric and anti-symmetric functions, *arXiv preprint arXiv:1912.01765* (2019).
- [55] A. N. Kolmogorov, On the representation of continuous functions of many variables by superposition of continuous functions of one variable and addition, in: *Doklady Akademii Nauk*, Vol. 114, Russian Academy of Sciences, 1957, pp. 953–956.