

# Heterogeneous Information Network-based Interest Composition with Graph Neural Network for Recommendation

Dengcheng Yan · Wenxin Xie · Yiwen Zhang

the date of receipt and acceptance should be inserted later

**Abstract** Recommendation systems (RSs) are skilled at capturing users' preferences according to their history interactions with items, while the RSs usually suffer from the sparsity of user-item interactions. Thus, various auxiliary information is introduced to alleviate this problem. Due to powerful ability in modeling auxiliary information, the heterogeneous information network (HIN) is widely applied to the RSs. However, in existing methods, the process of information extraction from various meta-paths takes no consideration of graph structure and user/item features simultaneously. Moreover, existing models usually fuse the information from various meta-paths through simply weighted summation, while ignore the interest compositions intra- and inter-meta-paths which is capable of applying abundant high-order composition interests to RSs. Therefore, we propose a **HIN-based Interest Compositions** model with graph neural network for **Recommendation** (short for HicRec). Above all, our model learns users and items representations from various graphs corresponding to the meta-paths with the help of the graph convolution network (GCN). Then, the representations of users and items are transformed into users' interests on items. Lastly, the interests intra- and inter-meta-paths are composed and applied to recommendation. Extensive experiments are conducted on three real-world datasets and the results show that the HicRec outperforms various baselines.

**Keywords** Heterogeneous Information Network · Graph Neural Network · Recommendation System

---

Dengcheng Yan  
Institutes of Physical Science and Information Technology, Anhui University, Hefei, China  
E-mail: yanzhou@ahu.edu.cn

Wenxin Xie  
School of Computer Science and Technology, Anhui University, Hefei, China  
E-mail: xiewxahu@foxmail.com

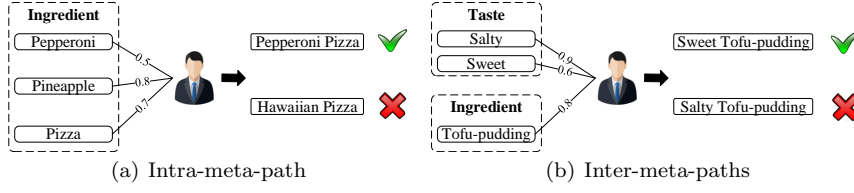
Yiwen Zhang  
School of Computer Science and Technology, Anhui University, Hefei, China  
E-mail: zhangyiwen@ahu.edu.cn

## 1 Introduction

The problem of information overload in the era of big data overwhelms users while the recommendation system (RS) is proposed to tackle it. Normally, the RS can learn users' preferences according to their history interaction data and help them discovery interesting information effectively. Therefore, the RS has been widely applied to many fields such as production recommendation in e-commerce [23], service recommendation [32] and so on. However, the major of RSs [7] [11] are usually suffer from the problem of data sparsity, which limits the accuracy of recommendation. To alleviate the problem, various auxiliary information such as social relation[12] has been used to enhance the performance of RSs. Since the Heterogeneous Information Network (HIN) [19] models various types of nodes and edges in the network and the meta-path [19] in it can express abundant semantics information, RSs based on HIN are more resistant to the problem of data sparsity.

Generally, most of HIN-based RSs [29] [33], [17] contain two stage, i.e., extracting information from multi meta-paths and fusing them to recommendation. In the former stage, the RS mines useful information in each meta-path through different methods such as matrix factorization and multi-layer perceptron (MLP). Then, the information in diverse meta-paths are fused by various technology such as pooling and attention mechanism [21]. This process merges multi aspects auxiliary information into one representation which can used to recommendation. However, meta-paths in the HIN can be formed as graphs, and the extracting stage in existing RSs [1] [17] [18] [6] based on HIN usually focus on the single graph structure or user/item feature, while not take both them into account. The lack of graph structure information or features can cause the embedding extracted from each meta-path has an insufficient expression ability and further decrease the performance of RSs based on HIN. Besides, the information extracted from meta-paths usually represses diverse aspects user preference and item properties, while the fusion stage in existing methods have a little consideration on the compositions intra- and inter- meta-paths. As Figure 1(a) shows, whether tofu pudding should be sweet or salty is a very hot topic in China. Intuitively, we can seem this example as an instance of interest composition inter-meta-paths which are the taste (i.e., sweet or salty) and ingredient (i.e., tofu pudding). For simplicity, a person may like single tofu pudding and single sweet taste, but she/he cannot stand the sweet tofu pudding. Similarity in Figure 1(b), the Hawaiian Pizza or the Pepperoni Pizza is actually the interest composition intra-meta-path which is the ingredient (i.e., pizza, pepperoni and pineapple). A person who likes the pineapple and pizza may have no relish for the Hawaiian Pizza which contain pineapple. Obviously, the interest compositions intra- and inter- meta-paths can contribute to mine the more diverse user preferences in the RSs.

Recently, the graph neural network (GNN) has achieved great process in various data mining tasks such as node classification [27] and link prediction [31]. By applying the neural network to graphs, the GNN can obtain powerful node embeddings from both graph structure and node features. Since the meta-path can be formed as a graph, the GNN is pretty suitable for the information extraction stage in RSs based on HIN. Therefore, combining the GNN, we proposed a novel RS model called Heterogeneous information network-based Interest Compositions with graph convolution network for Recommendation (HicRec). Specially, HicRec first extracts diverse information from multi meta-paths according to the



**Fig. 1** Interest Composition

corresponding graphs structure and user/item features with the help of the Graph Convolution Network (GCN). Then the information from various meta-paths is merged by the simple concatenate operation. Lastly, the neural network is adopted to accomplish the task of interest compositions intra- and inter- meta-paths.

Our main contributions can be summarized as follows:

- (1) We propose a novel recommendation model based on HIN, called HicRec. By adopting the GCN to extract information from meta-paths, our model can take both the graph structure and user/item features into account, and further learn more powerful user and item embedding in corresponding meta-path.
- (2) We integrate the interest compositions into our model to capture users' high-order composition preferences. Furthermore, we conduct the interest compositions intra- and inter- meta-paths in order to take the preferences from different aspects into account.
- (3) Extensive experiments are conducted in two real-world datasets. The results demonstrate that our model has a better performance than baselines.

The rest of paper is organized as follows: Section 2 introduces some related works. In section 3, we give some preliminaries which are helpful to understanding this paper. Section 4 describes our proposed model HicRec in detail. The experiments and analyses have been presented in section 5. And section 6 draws a conclusion to the paper.

## 2 Related Work

### 2.1 Conventional Recommendation Systems

The major of conventional RSs are based on collaborative filtering (CF) [7], which assume that users with similar interaction history records may have similar preferences. As one of the most common CF-based RS, Matrix Factorization (MF) [11] learns the low-rank embeddings of user and item through factorizing the user-item interaction matrix. Based on MF, various of variants such as Bayesian Personalized Ranking (BPR) [15] and SVD [10] have been proposed. However, the simple factorization models are usually powerless on the ability of representation and weak in capturing the complex interactions between users and items. Fortunately, with the prevalence of deep learning, lots of RSs have attempted to mine deeper relations by replacing the matrix factorization model with some deep learning technologies such as auto-encoder [16] and multi-layer perceptron (MLP) [28]. Furthermore, He et al. [5] argue that the computation of predict scores by inner product exists limitation and propose the NeuMF to solve this problem through computing

predict scores with MLP instead of inner product. These RSs above have less consideration on the feature crosses while DeepFM [2] has been proposed to enhance the capability of feature interactions with the combination of neural network and the FM [14]. Recently, researches on graph structure data have achieved great progress, and its powerful inference capability is applied to various tasks include recommendation. For example, He et al. model the interactions between users and items as bipartite graph and propose the NGCF [24] to combine the idea of CF and graph structure data.

## 2.2 HIN-based Recommendation Systems

Conventional RSs based on CF usually suffer from the problem of data sparsity and various auxiliary information has been utilized to alleviate this problem. Since the HIN models several types of information, plenty of RSs based on it have been proposed. Among the current RSs based on HIN, the major differences are mainly focus on the stage of information extracting and fusing. In the former step, diverse information has been mined with various technologies. For example, the matrix factorization is utilized in HeteRec [29], FMG [?, fmg] and HueRec [26] to accomplish this step, while the HNAFM [1] and NeuACF [17] adopt MLP to extract deeper information of users and items according to their initialized features in each meta-path. Besides, the HETEC [18] and HopRec [6] capture the graph structure in corresponding meta-path with the help of DeepWalk [13]. Generally, these methods do not take into account both graph structure and features simultaneously. In the latter step, the RSs based on HIN usually merge information extracted from each meta-path and do recommendation according to the representations after fusing. Several operations have been used in this step such as concatenate in FMG, MLP in HETEC and so on. However, these methods regard all meta-paths are equally important, while ignore the preferences on different meta-paths are significantly different. Therefore, the attention mechanism [21] is adopted in some models such as HNAFM and NeuACF to fuse information in a more personalized way.

## 2.3 Graph Neural Network

Through applying the neural network to graph data, the GNN is a powerful method to map nodes in a graph into low-rank representations, which is utilized to various down-stream tasks. As the most classic GNN, the GCN [9] conduct information aggregation according the adjacent matrix of a graph. However, the neighbors of a node may contribute differently in the process of information aggregation. Thus, the GAT [22] adopt the attention mechanism to aggregate information in an adaptive way for nodes. Moreover, since the GCN is transductive, it need to be re-trained once the graph structure changes. Therefore, the GraphSAGE [3] has been proposed to learn node embeddings and inference in an inductive form. Different from the above methods based on homogeneous graph, there are also some methods extend the GNN into HIN. For example, Wang et al. [25] propose the HAN model to apply the GAT to corresponding graph in each meta-path and design a semantics level attention to merge node embeddings in different meta-paths. Nevertheless, the meta-paths should be pre-defined in the HAN, and

the selection of meta-paths determines the performance of the HAN. To settle this problem, the Graph Transformer Network (GTN) [30] is proposed to identify useful meta-paths in a HIN.

### 3 Preliminaries

In this section, we give some definitions and examples of some basic HIN concepts.

**Definition 1 (HIN [19])** A heterogeneous information network is defined as a graph  $G = (V; E)$ , with a node type mapping function  $\Phi : V \rightarrow A$  and a link type mapping function  $\Psi : E \rightarrow R$ . Where  $A$  and  $R$  are sets of node and link types, respectively. The restrictions in  $A$  and  $R$  is:  $|A| + |R| > 2$ .

Figure 2(a) is an example of HIN on movie viewing platform. As is shown, there are multiple node types, such as actor, director, as well as various link types like user-movie and movie-actor.

**Definition 2 (Meta-Path [19])** A meta-path  $P$  is a path defined on a schema  $S = (A, R)$ , and is denoted in the form of  $A_1 \xrightarrow{R_1} A_2 \xrightarrow{R_2} \dots \xrightarrow{R_l} A_{l+1}$ , which defines a composite relation  $R = R_1 \circ R_2 \circ \dots \circ R_l$  between objects  $A_1, A_2, \dots, A_{l+1}$ , where  $\circ$  denotes the composition operator on relations.

Meta-path can express semantics between source node and target node. For example, in Figure 2(a),  $U_1 - M_1 - A_1 - M_2 - U_2$  is an instance of meta-path  $UMAMU$ , which means both user  $U_1$  and  $U_2$  have seen the movie acted by actor  $A_1$ . Various meta-paths have been used in order to achieve better performance in HIN-based recommender systems.

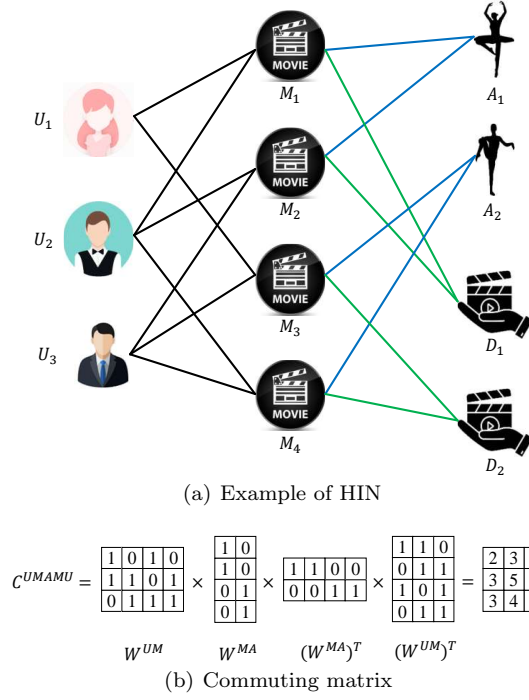
**Definition 3 (Commuting Matrix [20])** For a meta-path  $P = (A_1 A_2 \dots A_{l+1})$ , the corresponding commuting matrix is defined as  $C^P = W_{A_1 A_2} W_{A_2 A_3} \dots W_{A_l A_{l+1}}$ , where  $W_{A_i A_j}$  is adjacent matrix between type  $A_i$  and  $A_j$ .

As shown in Figure 2(b), the commuting matrix for  $UMA$  can express the strength of links between users and actors.

## 4 Proposed Model: HicRec

### 4.1 Overview

In this section, we present the proposed model HicRec and the framework is shown as Figure 3. Generally, the HicRec consists of two steps, i.e., information extraction and interest composition. In the graph corresponding to each meta-path, the information extraction step utilize the GCN to map users and items into low-rank embeddings by combining both the graph structure information and user/item features (Section 4.2). Then, the element-wise product is utilized to transform the embeddings of user and item into user's interest on item. After transformation, we conduct the interest compositions with the help of NFM [4]. Since the interests in different meta-paths lie in different latent spaces, we divide this process into



**Fig. 2** HIN and the commuting matrix

interest compositions intra- and inter- meta-paths for more plentiful composition interests. (Section 4.3). Lastly, the parameters in the HicRec are update according to the BPR loss for recommendation (Section 4.4).

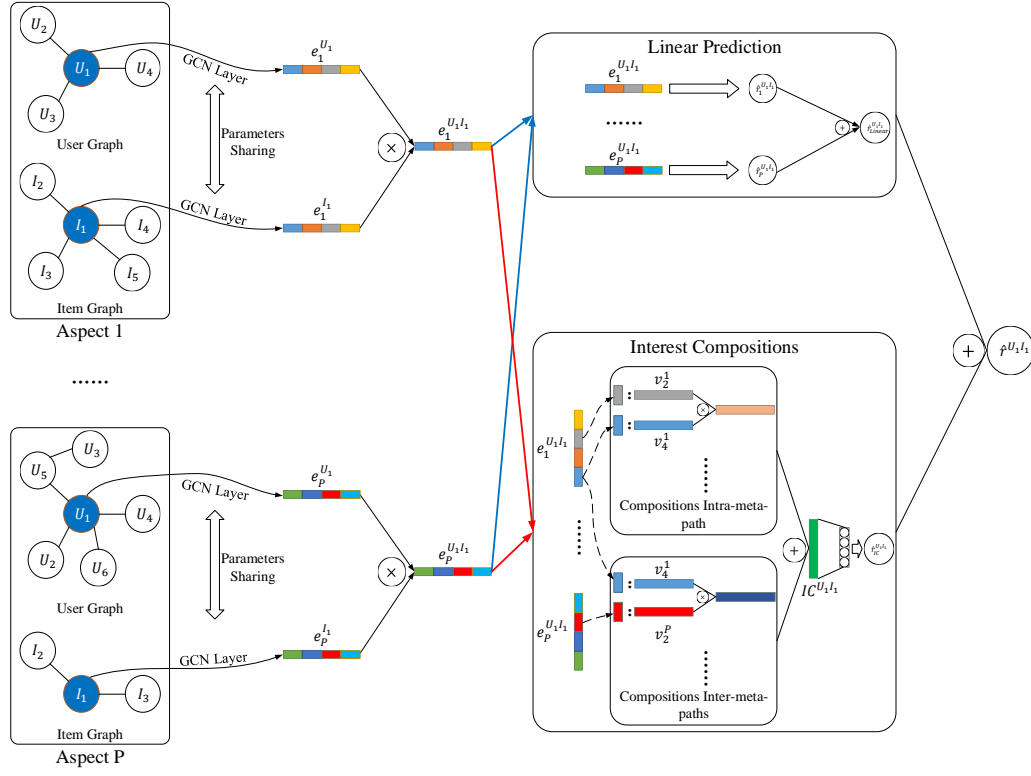
#### 4.2 Information Extraction

In this step, we adopt the GCN to extract information from each meta-path with the combination of graph structure and user/item features. Normally as NeuACF, we define a pair of meta-paths which respectively belong to user and item in each aspect. For example, as shown in Figure 2(a), the semantics represented by  $UMAMU$  (belongs to user) and  $MAM$  (belongs to item) are all related to actors. Thus, the representations extracted from  $UMAMU$  denote users' preferences on actors, while the embeddings on  $MAM$  reflect the relations between movies and actors. Table 1 shows the meta-paths used in our experiments.

For each aspect  $p$ , we construct a user-graph  $G_u$  and an item-graph  $G_i$  through regarding the commuting matrices of the pair of meta-paths as the corresponding adjacent matrices. Then the GCN is applied to the two graphs to obtain the embeddings of users and items as follows:

$$U_p^{l+1} = \sigma(A_{G_u} U_p^l W^l + b^l) \quad (1)$$

$$I_p^{l+1} = \sigma(A_{G_i} I_p^l W^l + b^l) \quad (2)$$



**Fig. 3** Overall Framework of HicRec

Datasets	Aspect	Meta-Paths	
		User	Item
amazon	History	UIU	IUI
	Brand	UIBIU	IBI
	Category	UICIU	ICI
Douban	History	UIU	IUI
	Actor	UIAIU	IAI
	Director	UIDIU	IDI
	Tag	UITIU	ITI
YELP	History	UIU	IUI
	City	UICiU	ICiI
	Category	UICaU	ICaI

**Table 1** Aspects and corresponding meta-paths in our experiments

where the  $U_p^l \in \mathbb{R}^{|G_u| \times d}$  and  $I_p^l \in \mathbb{R}^{|G_i| \times d}$  ( $d$  is the embedding dimension) denote the  $l$ -th layer embeddings of users and items in aspect  $p$ , respectively. In addition, we utilize the similarity matrix calculated by PathSim as the initialized features of users ( $U_p^0$ ) and items ( $I_p^0$ ) in aspect  $p$ , and a nonlinear layer before the GCN is used to transform the similarity vectors of users and items into a uniform latent space.  $A_{G_u}$  and  $A_{G_i}$  are the adjacent matrices of user-graph  $G_u$  and item-graph  $G_i$ , respectively.  $W^l \in \mathbb{R}^{d \times d}$  and  $b^l \in \mathbb{R}^d$  are the parameters of weight and bias in the  $l$ -th layer, respectively. It is worth noting that we adopt the mechanism of parameters sharing to ensure the embeddings of users and items in the same latent space. In other word, the parameters  $W^l$  and  $b^l$  in the two graphs are the same. Moreover, we specify the nonlinear activation function  $\sigma$  as the ReLU.

Through extending the GCN to multi-layer, the embeddings of users and items are capable of capturing the high-order graph structure information, and the user and item representations in the  $L$ -th ( $L$  is the GCN layer number) layer can be utilized in the next recommendation.

### 4.3 Interest Composition

Previously, we have got the user and item embeddings in each aspect as the consequence of the GCN. Due to the mechanism of parameters sharing in the above step, the representations of users and items from the same aspect are lie in the same latent space. Thus, we adopt the simple element-wise product to merge the embeddings of users and items and transform them into the user's interests to item.

$$e_p^{ui} = e_p^u \odot e_p^i \quad (3)$$

where the  $e_p^u = U_{p,u}^L$  and  $e_p^i = I_{p,i}^L$  denote the  $L$ -th layer's representations of user  $u$  and item  $i$  in the aspect  $p$ , respectively.  $\odot$  is the operation of element-wise product.

Given the user's interests to item in multi aspects, the interests compositions intra- and inter- meta-paths are conducted as follows:

*Interest compositions intra-meta-path:* For the user's interests to item ( $e_p^{ui}$ ) in each aspect, the interest interactions are adopted to capture second-order interests:

$$intra_p^{ui} = \sum_{m=1}^d \sum_{n=m+1}^d e_{p,m}^{ui} v_m^p \odot e_{p,n}^{ui} v_n^p \quad (4)$$

where the  $e_{p,m}^{ui}$  denotes the  $m$ -th value in  $e_p^{ui}$ . The  $v_m^p \in \mathbb{R}^K$  is the factor vector in the aspect  $p$  ( $K$  is the dimension of factor). Generally, the interest compositions intra-meta-path combine the any two of the same type interests and form their second-order combination interests. Normally, the process of compositions intra-meta-path can be conducted in each aspect to get various combination interests.



*Interest compositions inter-meta-paths:* The single compositions intra-meta-path may not be enough to capture the complex patterns of user-item interactions. Actually, the interest compositions between different types of interests are also important. Thus, the interest interactions among any two aspects are conducted as follows:

$$inter^{ui} = \sum_{p=1}^P \sum_{q=p+1}^P \sum_{m=1}^d \sum_{n=m+1}^d e_{p,m}^{ui} v_m^p \odot e_{q,n}^{ui} v_n^q \quad (5)$$

where the  $P$  is the total number of aspects. Instead of combining interests intra-meta-path, this process is based on interests come from different meta-path.

After the two-level interest compositions, the second-order combination interests  $intra_p^{ui} \in \mathbb{R}^K$  and  $inter^{ui} \in \mathbb{R}^K$  have been obtained. Then, the sum of them is calculated to represent the whole interest compositions:

$$IC^{ui} = inter^{ui} + \sum_{p=1}^P intra_p^{ui} \quad (6)$$

As shown in Figure 3, the interest compositions need to combine every two value among all interests, which faces a huge computation. For convenience, we give a uniform composition form as follows:

$$e^{ui} = concatenation(e_1^{ui}, e_2^{ui}, \dots, e_P^{ui}) \quad (7)$$

$$IC^{ui} = \sum_{m=1}^D \sum_{n=m+1}^D e_m^{ui} v_m \odot e_n^{ui} v_n \quad (8)$$

where the  $D$  is the dimension of  $e^{ui}$ . According to the above equations, we can calculate the interest compositions uniformly instead of separately calculating compositions intra- and inter- meta-paths. In addition, to reduce the complex of computation, the above process can be transformed into the following form:

$$IC^{ui} = \frac{1}{2} \left[ \left( \sum_{m=1}^D e_m^{ui} v_m \right)^2 - \sum_{m=1}^D (e_m^{ui} v_m)^2 \right] \quad (9)$$

Afterwards, we obtain the user's predict score on item according to the user/item representations on each aspect as well as the whole interest compositions:

$$\hat{r}^{u,i} = \sum_{p=1}^P e_p^u e_p^i{}^T + W_T IC^{ui} \quad (10)$$

where the  $W \in \mathbb{R}^K$  is the parameter which used for prediction with interest compositions. Generally, the former term in this equation denote linear prediction, while the latter term can be regarded as high-order interaction beyond linear.

At last, we construct the pairwise recommendation loss in the form of BPR according to the predict score given in the previous step:

$$Loss_{u,i,j} = -\log(\text{sigmoid}(\hat{r}^{u,i} - \hat{r}^{u,j})) \quad (11)$$

where the  $i$  denotes the positive item which the user  $u$  has interaction with, while the  $j$  is the negative item which not be interacted with by the user  $u$ . The nonlinear function sigmoid is utilized to map the value into 0-1.

#### 4.4 Parameter Learning

In general, the final total loss is defined as follows:

$$Loss_{total} = \frac{1}{|\Omega|} \sum_{(u,i,j) \in \Omega} Loss_{u,i,j} + \lambda \|\Phi\|^2 \quad (12)$$

where the  $\Omega$  denotes the train instances with the form of BPR in train datasets. For each record pair (u,i), we randomly sample 1 negative items to build the triple tuple in the BPR. Since the problem of over-fitting may influence the training of HicRec, we adopt the L2 regularization with coefficient  $\lambda$  to alleviate this problem, and the  $\Phi$  denotes all parameters in our model. Moreover, the Adaptive Moment Estimation (Adam) [8] is used to minimize the final total loss and update all parameters in our model.

### 5 Experiments

Extensive experiments have been conducted in this section. In the first, we introduce the datasets, evaluation metrics, baselines and experiments settings. Then, experiment results of our model and all baselines have been given. According the results, we carry out the experimental analysis on meta-path and the problem of cold-start.

#### 5.1 Experimental Datasets and Settings

*Datasets:* We conducted experiments on three public datasets: Amazon, douban movie and YELP which contain rich heterogeneous information. The Amazon records users' purchase history on items, and the abundant auxiliary information such as item's brand and category has been adopted to construct a HIN. The douban movie contains interactions between users and movies, and we introduce the actor, director and tag of a movie as the auxiliary information. In the YELP dataset, there are users' reviews on business as well as the attributes information of business such as the category of business which can be used for building a HIN. Table 2 has summarized the statistics of all datasets.

*Evaluation Metrics:* The whole dataset is divided into a training part and a test part. Specially, for the all items which interacted with a user, we select the last one for testing while the remain items for training. Every model utilizes the training part to train model and give a Top-N recommendation list on the test part. To train model more efficient, we random sample a negative instance for each positive instance in the training part. On the other hand, we random select 99 items which have not been interacted with users for testing, and sort the 100 items (1 positive and 99 negative) according to the predict scores given by each model and further get the corresponding Top-N recommendation list. Moreover, we adopt the Hit Ratio (HR) and the Normalized Discounted Cumulative Gain (NDCG) as the metrics to evaluate the performance of recommendation list. They are calculated as follows:

$$HR = \frac{\#hits}{\#users} \quad (13)$$

Datasets	Relation (A-B)	#Node A	#Node B	#A-B	Density
Amazon	User-Item	6170	2753	195710	1.152%
	Item-Brand	2753	334	2753	0.299%
	Item-Category	2753	22	5508	9.094%
Douban	User-Movie	3022	2766	111471	1.334%
	Movie-Actor	2766	2385	8418	0.128%
	Movie-Director	2766	743	3042	0.148%
	Movie-Tag	2766	31	6540	7.627%
YELP	User-Business	6348	1537	25169	0.258%
	Business-Category	1537	325	5084	1.018%
	Business-City	1537	46	1537	2.174%

**Table 2** Statics of Datasets

$$NDCG = \frac{1}{\#users} \sum_{i=1}^{\#users} \frac{1}{\log_2(p_i + 1)} \quad (14)$$

where the  $\#hits$  denotes the number of users who get correct recommendation results, and the  $\#users$  is the number of users. The  $p_i$  is the location of ground-truth item appears in the Top-N recommendation list.

*Baselines:* We select baselines as following to compare with our model:

**MF-BPR** [15]: Matrix Factorization is the most common collaborative filtering method. It factorizes the user-item interaction matrix into two low-rank feature matrices and make prediction according to them. In our experiment, we construct the BPR loss function as the optimization objective of the MF.

**NeuMF** [5]: The NeuMF is a combination of generalized matrix factorization (GMF) and MLP. Generally, among the user-item interactions, the GMF is utilized to model the linear relation, while the MLP is adopted to capture the non-linear information.

**HNAFM** [1]: The HNAFM is a RS based on HIN. It extracts information from various meta-paths with the help of MLP, and a two-level attention mechanism is designed to merge the information. Finally, the FM is used to predict score given the representation of user and item.

**HueRec** [26]: The HueRec is also a RS based on HIN. It utilizes the GMF to predict the users' scores to items in each meta-path, and maps the representation of users, items and meta-paths into a unified latent space. Then it employs the attention mechanism to fuse the predict scores in each meta-paths into the final predict score.

**NeuACF** [17]: The NeuACF split the all auxiliary information into various aspects and extract information from them by the MLP. The representations of users and items from all aspects are merged by the attention mechanism, and the predict scores are calculated by the final embeddings of users and items after merging.

To illustrate the importance of the GCN and interest compositions, we introduce two variants of our model as follows:

**HicRec<sub>MLP</sub>**: The HicRec<sub>MLP</sub> replaces the GCN used in the stage of extracting information by the MLP.

**HicRec<sub>Linear</sub>**: The HicRec<sub>Linear</sub> removes the term of interest compositions in the Equation 10 and only keep the linear inner product of user/item representation.

*Implementation:* For our model, we initialize all model parameters with a xavier initializer. The user/item embedding dimension  $d$  in each meta-path is set to 32. Similarly, the latent factor dimension  $K$  is also set to 32. Moreover, the coefficient  $\lambda$  of L2 regularization is set to 0.0001. In the process of model training, we adopt the way of mini-batch. The batch size and learning rate are set to 4096 and 0.001, respectively. In the process of test, the length of recommendation list is set from 5 to 20 with a step 5. For all baselines, the hyper-parameters are keep with the original literatures except the embedding dimension, while the embedding dimension is set to 32, too. All experiments are run on a machine with a GPU (GeForce RTX2080Ti 11G).

## 5.2 Experimental Results and Analysis

*Overall performance:* Table 3 has shown the results of our model and all baselines on the three datasets. Above all, it can be easily observed that the HicRec achieve the best performance when comparing with baselines. This reflects that the utilization of the GCN and interest compositions in our model is useful for recommendation. Then, the HicRec<sub>MLP</sub> replaces the GCN in HicRec by the MLP, and further gets a decrease of recommendation accuracy. It indicates that the GCN used in HicRec is more suitable for extracting information from meta-paths than the MLP. Moreover, the HueRec, which is based on the HIN, is poor than other baselines. In our opinion, the reason is probably that the GMF which used in HueRec to extract information from various meta-paths has a weak representation ability when compare with the MLP or the GCN. Thus, the HueRec is powerless on extracting information from meta-paths. Last, it is obviously that the HicRec<sub>Linear</sub> performs worse when remove the term of interest compositions. Therefore, this confirm that the recommendation is benefit from the interest compositions.

*Impact of different meta-paths:* We run our model in various combinations of meta-paths and the results are shown in Figure 4. As it shows, different meta-paths have different effects for recommendation. On the base of user-item interactions, some meta-paths can increase the recommendation accuracy (e.g.,  $UICIU + ICI$  in the Amazon dataset, and  $UICiIU + ICiI$  in the YELP dataset), while some meta-paths may decrease the effect of recommendation (e.g.,  $UIAIU + IAI$  in the Douban dataset and  $UICaIU + ICaI$  in the YELP dataset). Actually, which the addition of meta-paths bring are not only useful information, but also noise, which may influence the effect of original model. Thus, we need to search the most suitable meta-paths in a new dataset for a better recommendation effect.

*Recommendation for Cold-Start users:* The problem of cold-start which means that users have less history records, puzzled lots of RSs. Intuitively, the lack of records may cause RSs cannot capture users' preferences fully. In our model, we introduce abundant auxiliary information from the HIN to alleviate this problem. To reflect the effect of the HicRec on this problem, we make recommendation by our model and baselines for these users who have less history records and the results are shown as Figure 5. It is obviously that the HicRec has a better recommendation results for cold-start users on the Amazon and YELP. In other words, the HicRec can model the true preferences of cold-start users with the help of rich auxiliary

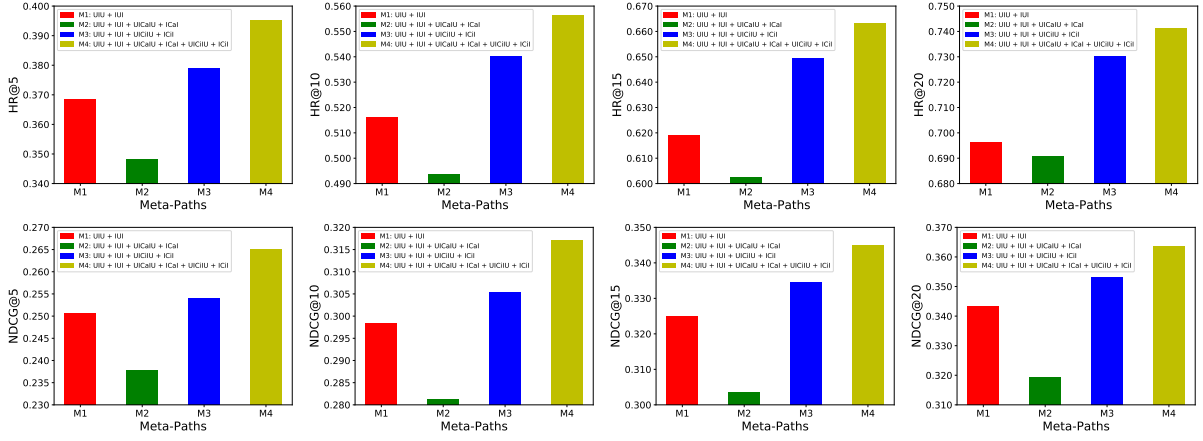
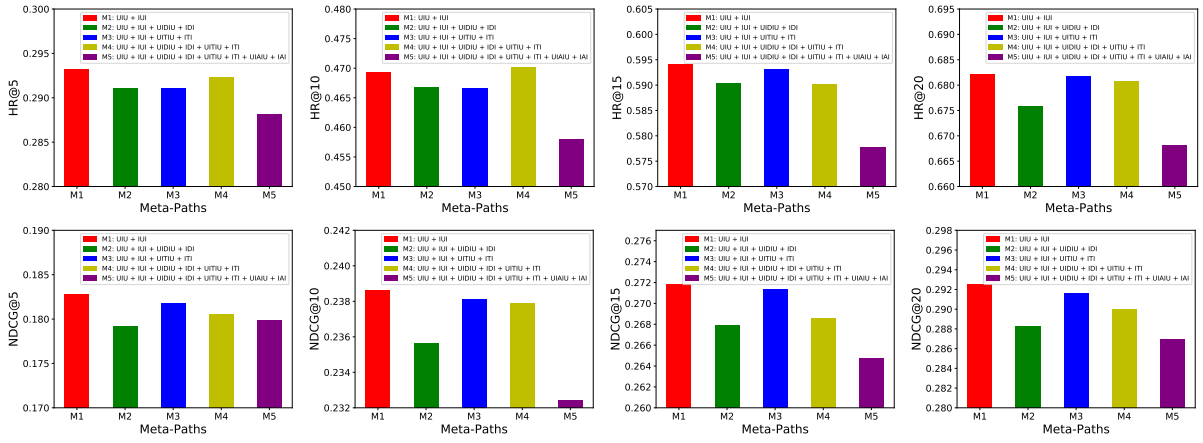
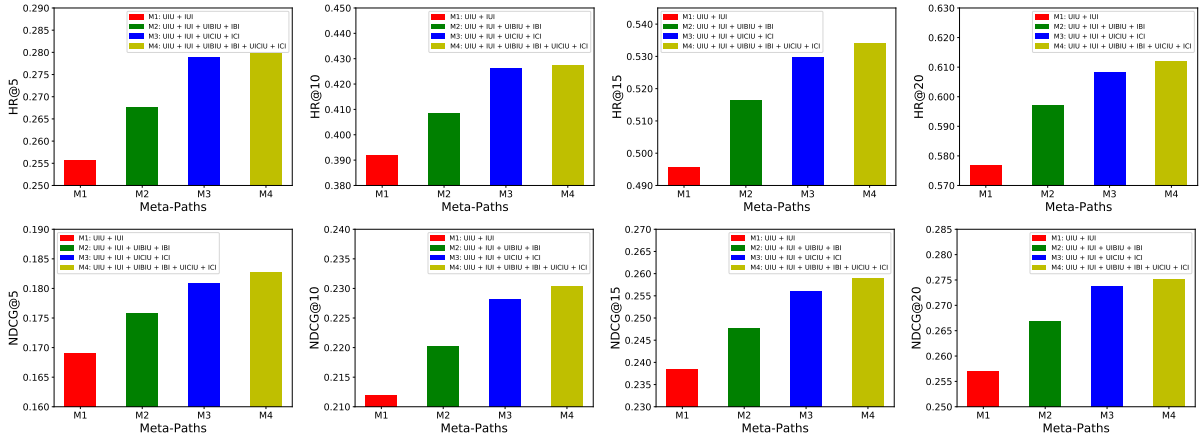
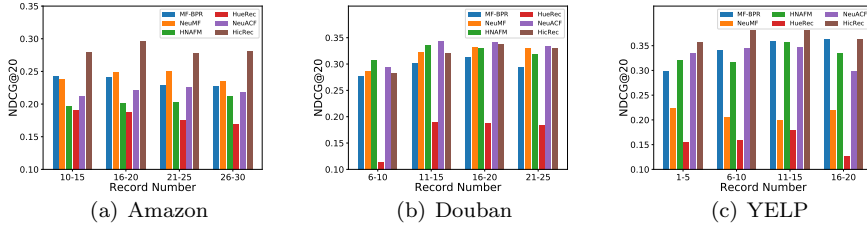


Fig. 4 Impact of Meta-paths

Datasets	Metrics	MF-BPR	NeuMF	HNAFM	HueRec	NeuACF	HicRec <sub>MLP</sub>	HicRec <sub>Linear</sub>	HicRec
Amazon	HR@5	0.2344	0.2426	0.1830	0.1697	0.2137	0.2592	0.2508	<b>0.2797</b>
	NDCG@5	0.1520	0.1562	0.1141	0.1015	0.1371	0.1674	0.1620	<b>0.1827</b>
	HR@10	0.3598	0.3766	0.3004	0.2934	0.3330	0.4012	0.3957	<b>0.4274</b>
	NDCG@10	0.1922	0.1990	0.1517	0.1407	0.1754	0.2113	0.2088	<b>0.2303</b>
	HR@15	0.4549	0.4712	0.3863	0.3915	0.4196	0.5056	0.4994	<b>0.5340</b>
	NDCG@15	0.2164	0.2246	0.1740	0.1665	0.1985	0.2392	0.2361	<b>0.2588</b>
	HR@20	0.5292	0.5477	0.4604	0.4729	0.4898	0.5859	0.5808	<b>0.6120</b>
Douban	NDCG@20	0.2345	0.2425	0.1905	0.1862	0.2147	0.2590	0.2552	<b>0.2751</b>
	HR@5	0.2497	0.2834	0.2638	0.1546	0.2866	0.2866	0.2889	<b>0.2923</b>
	NDCG@5	0.1557	0.1767	0.1658	0.0935	0.1783	<b>0.1816</b>	0.1786	0.1805
	HR@10	0.4145	0.4518	0.4309	0.2848	0.4576	0.4610	0.4582	<b>0.4702</b>
	NDCG@10	0.2084	0.2306	0.2174	0.1347	0.2333	0.2367	0.2342	<b>0.2379</b>
	HR@15	0.5254	0.5692	0.5532	0.3922	0.5785	0.5768	0.5805	<b>0.5901</b>
	NDCG@15	0.2382	0.2619	0.2502	0.1632	0.2648	0.2672	0.2654	<b>0.2686</b>
YELP	HR@20	0.6153	0.6673	0.6444	0.4882	0.6709	0.6685	0.6725	<b>0.6808</b>
	NDCG@20	0.2591	0.2845	0.2724	0.1860	0.2868	0.2877	0.2872	<b>0.2900</b>
	HR@5	0.3300	0.2281	0.2759	0.1510	0.3447	0.3476	0.3819	<b>0.3951</b>
	NDCG@5	0.2292	0.1506	0.1756	0.0946	0.2354	0.2336	0.2568	<b>0.2651</b>
	HR@10	0.4488	0.3339	0.4213	0.2534	0.4985	0.5003	0.5436	<b>0.5564</b>
	NDCG@10	0.2676	0.1851	0.2220	0.1272	0.2842	0.2830	0.3092	<b>0.3170</b>
	HR@15	0.5279	0.4111	0.5301	0.3365	0.6138	0.6075	0.6515	<b>0.6631</b>
YELP	NDCG@15	0.2879	0.2047	0.2506	0.1490	0.3148	0.3113	0.3376	<b>0.3449</b>
	HR@20	0.5904	0.4769	0.6234	0.4146	0.6958	0.6908	0.7346	<b>0.7412</b>
	NDCG@20	0.3033	0.2210	0.2725	0.1673	0.3346	0.3308	0.3575	<b>0.3637</b>

**Table 3** Overall Recommendation Performance**Fig. 5** Recommendation for Cold-start Users

information. However, in the douban dataset, our model cannot achieve the best performance for cold-start users. According to the Table 2, we suspect that the auxiliary information in the douban dataset is pretty sparse when compare with the Amazon and YELP. Therefore, the information extract from these meta-paths is insufficient to capture the true preferences of these cold-start users.

## 6 Conclusion and Future Work

In this paper, we proposed a novel HIN-based recommendation system called HiRec. Through the GCN and interest compositions, our model significantly improve the recommendation accuracy in three public datasets. On one hand, the utilization of the GCN makes the model more powerful on the information extraction from various meta-paths by taking account of not only user/item features, but also the structure information of corresponding graphs. On the other hand, the process of interest compositions urge the HiRec capture the high-order composition preferences among the user-item interactions, which provide abundant useful features for recommendation. Extensive experiments are conducted to confirm the effect of our model, and the results reflect that the HiRec is outperforms baseline RSs based on CF and HIN. Moreover, the results of experiments for cold-start users indicate that our model is effective to alleviate the cold-start problem.

As shown in the experiments, the choosen of meta-paths will significantly influence the accuracy of recommendation. Indeed, the selection of meta-paths determines how much auxiliary information can be used for recommendation. Then, how should we seek the useful meta-paths in a new dataset or scene? So in the future, we'll consider how to determine the meta-paths adaptively. It means, once the dataset is given, the model can automatically select the most suitable meta-paths for recommendation.

## Acknowledge

This work was supported by the National Key Research and Development Program of China (No.2019YFB1704101), the National Natural Science Foundation of China (No.61872002, U1936220), the University Natural Science Research Project of Anhui Province (Grant No. KJ2019A0037), and the Natural Science Foundation of Anhui Province of China (No.1808085MF197). Yiwen Zhang is the corresponding author of this paper.

## References

1. Chen, L., Liu, Y., Zheng, Z., Yu, P.S.: Heterogeneous neural attentive factorization machine for rating prediction. In: Proceedings of the 27th ACM International Conference on Information and Knowledge Management, p. 833–842 (2018). DOI <https://doi.org/10.1145/3269206.3271759>
2. Guo, H., Tang, R., Ye, Y., Li, Z., He, X.: Deepfm: A factorization-machine based neural network for ctr prediction. In: Proceedings of the 26th International Joint Conference on Artificial Intelligence, pp. 1725–1731 (2017). DOI <https://doi.org/10.24963/ijcai.2017/239>
3. Hamilton, W., Ying, Z., Leskovec, J.: Inductive representation learning on large graphs. In: Advances in Neural Information Processing Systems, vol. 30 (2017). DOI <https://proceedings.neurips.cc/paper/2017/file/5dd9db5e033da9c6fb5ba83c7a7e9-Paper.pdf>
4. He, X., Chua, T.S.: Neural factorization machines for sparse predictive analytics. In: Proceedings of the 40th International ACM SIGIR Conference on Research and Development in Information Retrieval, p. 355–364 (2017). DOI <https://doi.org/10.1145/3077136.3080777>
5. He, X., Liao, L., Zhang, H., Nie, L., Hu, X., Chua, T.S.: Neural collaborative filtering. In: Proceedings of the 26th International Conference on World Wide Web, p. 173–182 (2017). DOI <https://doi.org/10.1145/3038912.3052569>

6. He, Y., Zhang, Y., Qi, L., Yan, D., He, Q.: Outer product enhanced heterogeneous information network embedding for recommendation. *Expert Systems with Applications* **169**, 114359 (2021). DOI <https://doi.org/10.1016/j.eswa.2020.114359>
7. Hu, Y., Koren, Y., Volinsky, C.: Collaborative filtering for implicit feedback datasets. In: 8th IEEE International Conference on Data Mining, pp. 263–272 (2008). DOI <https://doi.org/10.1109/ICDM.2008.22>
8. Kingma, D.P., Ba, J.: Adam: A method for stochastic optimization. In: 3rd International Conference on Learning Representations (2015). DOI <http://arxiv.org/abs/1412.6980>
9. Kipf, T.N., Welling, M.: Semi-supervised classification with graph convolutional networks. In: 5th International Conference on Learning Representations (2017). DOI <https://openreview.net/forum?id=SJU4ayYgl>
10. Koren, Y.: Factorization meets the neighborhood: A multifaceted collaborative filtering model. In: Proceedings of the 14th ACM SIGKDD International Conference on Knowledge Discovery and Data Mining, p. 426–434 (2008). DOI <https://doi.org/10.1145/1401890.1401944>
11. Koren, Y., Bell, R., Volinsky, C.: Matrix factorization techniques for recommender systems. *Computer* **42**(8), 30–37 (2009). DOI <https://doi.org/10.1109/MC.2009.263>
12. Li, J., Lu, K., Huang, Z., Shen, H.T.: On both cold-start and long-tail recommendation with social data. *IEEE Transactions on Knowledge and Data Engineering* **33**(1), 194–208 (2021). DOI <https://doi.org/10.1109/TKDE.2019.2924656>
13. Perozzi, B., Al, R., Skiena, S.: Deepwalk: Online learning of social representations. In: Proceedings of the 20th ACM SIGKDD International Conference on Knowledge Discovery and Data Mining, p. 701–710 (2014). DOI <https://doi.org/10.1145/2623330.2623732>
14. Rendle, S.: Factorization machines. In: IEEE International Conference on Data Mining, pp. 995–1000 (2010). DOI <https://doi.org/10.1109/ICDM.2010.127>
15. Rendle, S., Freudenthaler, C., Gantner, Z., Schmidt, T.L.: Bpr: Bayesian personalized ranking from implicit feedback. In: Proceedings of the 25th Conference on Uncertainty in Artificial Intelligence, p. 452–461 (2009)
16. Sedhain, S., Menon, A.K., Sanner, S., Xie, L.: Autorec: Autoencoders meet collaborative filtering. In: Proceedings of the 24th International Conference on World Wide Web, p. 111–112 (2015). DOI <https://doi.org/10.1145/2740908.2742726>
17. Shi, C., Han, X., Song, L., Wang, X., Wang, S., Du, J., Yu, P.S.: Deep collaborative filtering with multi-aspect information in heterogeneous networks. *IEEE Transactions on Knowledge and Data Engineering* **33**(4), 1413–1425 (2021). DOI <https://doi.org/10.1109/TKDE.2019.2941938>
18. Shi, C., Hu, B., Zhao, W.X., Yu, P.S.: Heterogeneous information network embedding for recommendation. *IEEE Transactions on Knowledge and Data Engineering* **31**(2), 357–370 (2019). DOI <https://doi.org/10.1109/TKDE.2018.2833443>
19. Shi, C., Li, Y., Zhang, J., Sun, Y., Yu, P.S.: A survey of heterogeneous information network analysis. *IEEE Transactions on Knowledge and Data Engineering* **29**(1), 17–37 (2017). DOI <https://doi.org/10.1109/TKDE.2016.2598561>
20. Sun, Y., Han, J., Yan, X., Yu, P.S., Wu, T.: Paths: Meta path-based top-k similarity search in heterogeneous information networks. *Proc. VLDB Endow.* **4**(11), 992–1003 (2011). DOI <https://doi.org/10.14778/3402707.3402736>
21. Vaswani, A., Shazeer, N., Parmar, N., Uszkoreit, J., Jones, L., Gomez, A.N., Kaiser, L., Polosukhin, I.: Attention is all you need. In: Advances in Neural Information Processing Systems, vol. 30 (2017). DOI <https://proceedings.neurips.cc/paper/2017/file/3f5ee243547dee91fbd053c1c4a845aa-Paper.pdf>
22. Velickovic, P., Cucurull, G., Casanova, A., Romero, A., Liò, P., Bengio, Y.: Graph attention networks. In: 6th International Conference on Learning Representations (2018). DOI <https://openreview.net/forum?id=rJXMpikCZ>
23. Wang, J., Huang, P., Zhao, H., Zhang, Z., Zhao, B., Lee, D.: Billion-scale commodity embedding for e-commerce recommendation in alibaba. In: Proceedings of the 24th ACM SIGKDD International Conference on Knowledge Discovery and Data Mining, p. 839–848 (2018). DOI <https://doi.org/10.1145/3219819.3219869>
24. Wang, X., He, X., Wang, M., Feng, F., Chua, T.S.: Neural graph collaborative filtering. In: Proceedings of the 42nd International ACM SIGIR Conference on Research and Development in Information Retrieval, p. 165–174 (2019). DOI <https://doi.org/10.1145/3331184.3331267>
25. Wang, X., Ji, H., Shi, C., Wang, B., Ye, Y., Cui, P., Yu, P.S.: Heterogeneous graph attention network. In: The World Wide Web Conference, p. 2022–2032 (2019). DOI <https://doi.org/10.1145/3308558.3313562>



26. Wang, Z., Liu, H., Du, Y., Wu, Z., Zhang, X.: Unified embedding model over heterogeneous information network for personalized recommendation. In: Proceedings of the 28th International Joint Conference on Artificial Intelligence, pp. 3813–3819 (2019). DOI <https://doi.org/10.24963/ijcai.2019/529>
27. Wu, J., He, J., Xu, J.: Demo-net: Degree-specific graph neural networks for node and graph classification. In: Proceedings of the 25th ACM SIGKDD International Conference on Knowledge Discovery and Data Mining, p. 406–415 (2019). DOI <https://doi.org/10.1145/3292500.3330950>
28. Xue, H.J., Dai, X., Zhang, J., Huang, S., Chen, J.: Deep matrix factorization models for recommender systems. In: Proceedings of the 26th International Joint Conference on Artificial Intelligence, pp. 3203–3209 (2017). DOI <https://doi.org/10.24963/ijcai.2017/447>
29. Yu, X., Ren, X., Sun, Y., Gu, Q., Sturt, B., Khandelwal, U., Norick, B., Han, J.: Personalized entity recommendation: A heterogeneous information network approach. In: Proceedings of the 7th ACM International Conference on Web Search and Data Mining, p. 283–292 (2014). DOI <https://doi.org/10.1145/2556195.2556259>
30. Yun, S., Jeong, M., Kim, R., Kang, J., Kim, H.J.: Graph transformer networks. In: Advances in Neural Information Processing Systems, vol. 32 (2019). DOI <https://proceedings.neurips.cc/paper/2019/file/9d63484abb477c97640154d40595a3bb-Paper.pdf>
31. Zhang, M., Chen, Y.: Link prediction based on graph neural networks. In: Advances in Neural Information Processing Systems, vol. 31 (2018). URL <https://proceedings.neurips.cc/paper/2018/file/53f0d7c537d99b3824f0f99d62ea2428-Paper.pdf>
32. Zhang, Y., Cui, G., Deng, S., Chen, F., Wang, Y., He, Q.: Efficient query of quality correlation for service composition. IEEE Transactions on Services Computing pp. 1–1 (2018). DOI <https://doi.org/10.1109/TSC.2018.2830773>
33. Zhao, H., Yao, Q., Li, J., Song, Y., Lee, D.: Meta-graph based recommendation fusion over heterogeneous information networks. In: Proceedings of the 23rd ACM SIGKDD International Conference on Knowledge Discovery and Data Mining, p. 635–644 (2017). DOI <https://doi.org/10.1145/3097983.3098063>